

F:\Projects\1776\_WestSideKensalDrawings\CAD\Sheet\TC0001.dwg Plotted by: Mal Gregory Plot Time: 3/21/2013 10:57 AM



# HudsonYards

## TOWER C

### D.O.B. BUILDING PERMIT FILING

### MARCH 22, 2013

Sheet No. 1776-0001 Date: 03/22/2013

#### HUDSON YARDS - TOWER C

Address  
501 WEST 30TH STREET  
NEW YORK, NY



**Client**  
Related Companies  
60 Columbus Circle  
New York, NY 10023  
Tel: 212.801.1000 Fax: 212.801.1048

**Oxford Properties Group**  
320 Park Avenue, 17th Floor  
New York, NY 10022  
Tel: 212.986.7514 Fax: 212.986.7510

**Construction Manager**  
Tishman Construction Corporation  
100 Park Avenue, 5th Floor  
New York, NY 10017  
Tel: 212.708.5600


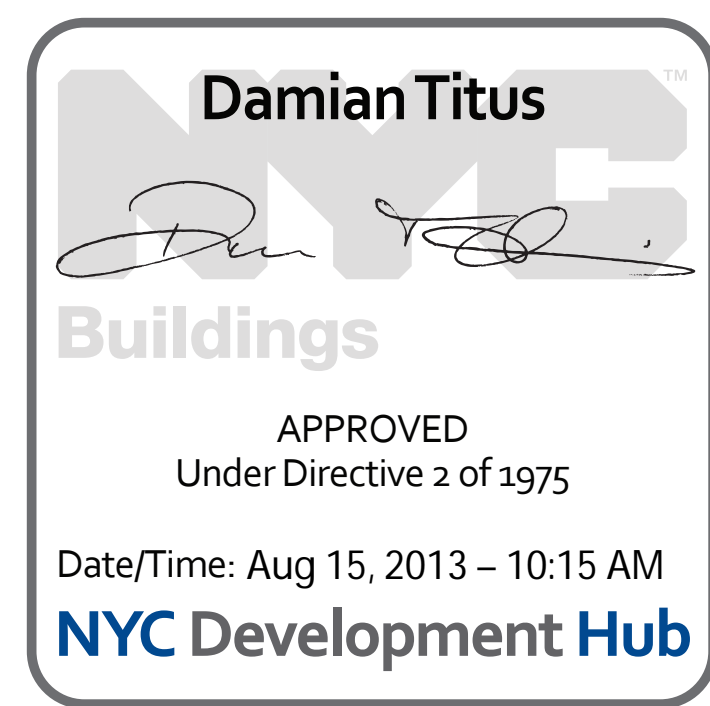
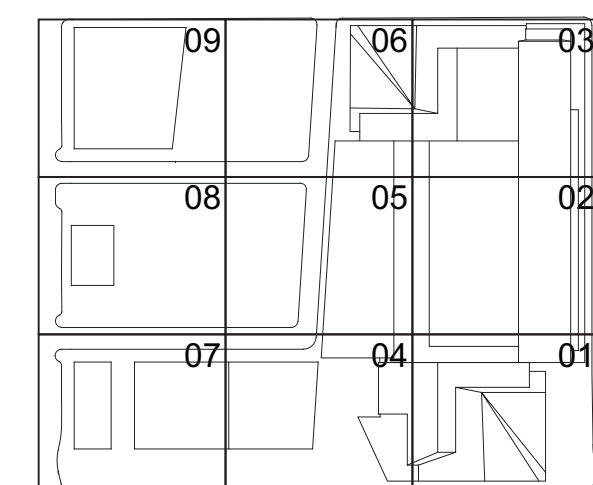
**Architect**  
Kohn Pedersen Fox Associates PC  
Architects & Planning Consultants  
11 West 42nd Street  
New York, NY 10036  
Tel: 212.977.6500 Fax: 212.956.2526

**Structural Engineer**  
Thornton Tomasetti, Inc.  
81 Madison Avenue  
New York, NY 10010  
Tel: 917.661.7800 Fax: 917.661.7801

**Mechanical, Electrical, Plumbing, Fire Protection**  
Jaros Baum & Bolles Consulting Engineers  
80 Pine Street  
New York, NY 10013  
Tel: 212.530.9300 Fax: 212.269.5894

No.	Date	Revised
1	03/22/2013	

Key Plan



Project No.  
1776.10

Sheet Number  
HYE-TC-T-0001

Drawing Title  
COVER SHEET

Approval Stamp  
T0-0001

NYC Development Hub  
T-001.00



HUDSON YARDS TOWERC DOB DRAWING LIST

Sheet Index	NYC DOB		Sheet Number	Sheet Title	Scale	Date: 2/15/13
	B-Scan Sheet Number					
113 of 239	A - 312 .00	HYE-TC-A3-2014	ENLARGED ELEVATIONS & SECTIONS	1/2" = 1'-0"	X	
114 of 239	A - 313 .00	HYE-TC-A3-2015	ENLARGED ELEVATIONS & SECTIONS	1/2" = 1'-0"	X	
115 of 239	A - 314 .00	HYE-TC-A3-2016	ENLARGED ELEVATIONS & SECTIONS	1/2" = 1'-0"	X	
116 of 239	A - 315 .00	HYE-TC-A3-2017	ENLARGED ELEVATIONS & SECTIONS	1/2" = 1'-0"	X	
117 of 239	A - 316 .00	HYE-TC-A3-2018	ENLARGED ELEVATIONS & SECTIONS	1/2" = 1'-0"	X	
118 of 239	A - 317 .00	HYE-TC-A3-2019	ENLARGED ELEVATIONS & SECTIONS	1/2" = 1'-0"	X	
119 of 239	A - 318 .00	HYE-TC-A3-2020	ENLARGED ELEVATIONS & SECTIONS	1/2" = 1'-0"	X	
120 of 239	A - 319 .00	HYE-TC-A3-2021	ENLARGED ELEVATIONS & SECTIONS	1/2" = 1'-0"	X	
121 of 239	A - 320 .00	HYE-TC-A3-2022	ENLARGED ELEVATIONS & SECTIONS	1/2" = 1'-0"	X	
122 of 239	A - 321 .00	HYE-TC-A3-2023	ENLARGED ELEVATIONS & SECTIONS	1/2" = 1'-0"	X	
123 of 239	A - 322 .00	HYE-TC-A3-2024	ENLARGED ELEVATIONS & SECTIONS	1/2" = 1'-0"	X	
124 of 239	A - 323 .00	HYE-TC-A3-2031	ENLARGED ELEVATIONS & SECTIONS	1/2" = 1'-0"	X	
125 of 239	A - 324 .00	HYE-TC-A3-2032	ENLARGED ELEVATIONS & SECTIONS	1/2" = 1'-0"	X	
126 of 239	A - 325 .00	HYE-TC-A3-2033	ENLARGED ELEVATIONS & SECTIONS	1/2" = 1'-0"	X	
127 of 239	A - 326 .00	HYE-TC-A3-2034	ENLARGED ELEVATIONS & SECTIONS	1/2" = 1'-0"	X	
128 of 239	A - 327 .00	HYE-TC-A3-2041	ENLARGED ELEVATIONS & SECTIONS	1/2" = 1'-0"	X	
129 of 239	A - 328 .00	HYE-TC-A3-2051	ENLARGED ELEVATIONS & SECTIONS AT ROOF	1/2" = 1'-0"	X	
130 of 239	A - 329 .00	HYE-TC-A3-2052	ENLARGED ELEVATIONS & SECTIONS AT ROOF	1/2" = 1'-0"	X	
131 of 239	A - 330 .00	HYE-TC-A3-2053	ENLARGED ELEVATIONS & SECTIONS AT ROOF	1/2" = 1'-0"	X	
132 of 239	A - 331 .00	HYE-TC-A3-2061	ENLARGED ELEVATIONS & SECTIONS AT ROOF	1/2" = 1'-0"	X	
133 of 239	A - 332 .00	HYE-TC-A3-2062	ENLARGED ELEVATIONS & SECTIONS AT ROOF	1/2" = 1'-0"	X	
134 of 239	A - 333 .00	HYE-TC-A3-2011	PLAN DETAILS	1/12" = 1'-0"	X	
135 of 239	A - 334 .00	HYE-TC-A3-3012	PLAN DETAILS	1/12" = 1'-0"	X	
136 of 239	A - 335 .00	HYE-TC-A3-3013	PLAN DETAILS	1/12" = 1'-0"	X	
137 of 239	A - 336 .00	HYE-TC-A3-3014	PLAN DETAILS	1/12" = 1'-0"	X	
138 of 239	A - 337 .00	HYE-TC-A3-3015	PLAN DETAILS	1/12" = 1'-0"	X	
139 of 239	A - 338 .00	HYE-TC-A3-3016	PLAN DETAILS	1/12" = 1'-0"	X	
140 of 239	A - 339 .00	HYE-TC-A3-3017	PLAN DETAILS	1/12" = 1'-0"	X	
141 of 239	A - 340 .00	HYE-TC-A3-3018	PLAN DETAILS	1/12" = 1'-0"	X	
142 of 239	A - 341 .00	HYE-TC-A3-3019	PLAN DETAILS	1/12" = 1'-0"	X	
143 of 239	A - 342 .00	HYE-TC-A3-3020	PLAN DETAILS	1/12" = 1'-0"	X	
144 of 239	A - 343 .00	HYE-TC-A3-5010	TYPICAL SILL DETAILS	1/12" = 1'-0"	X	
145 of 239	A - 344 .00	HYE-TC-A3-5011	SECTION DETAILS	1/12" = 1'-0"	X	
146 of 239	A - 345 .00	HYE-TC-A3-5012	SECTION DETAILS	1/12" = 1'-0"	X	
147 of 239	A - 346 .00	HYE-TC-A3-5013	SECTION DETAILS	1/12" = 1'-0"	X	
148 of 239	A - 347 .00	HYE-TC-A3-5020	TYPICAL SILL DETAILS - W/TO	1/12" = 1'-0"	X	
149 of 239	A - 348 .00	HYE-TC-A3-5021	SECTION DETAILS	1/12" = 1'-0"	X	
150 of 239	A - 349 .00	HYE-TC-A3-5030	TYPICAL SILL DETAILS - W/TO	1/12" = 1'-0"	X	
151 of 239	A - 350 .00	HYE-TC-A3-5031	SECTION DETAILS	1/12" = 1'-0"	X	
152 of 239	A - 351 .00	HYE-TC-A3-5050	TYPICAL SILL DETAILS - W/TO	1/12" = 1'-0"	X	
153 of 239	A - 352 .00	HYE-TC-A3-5051	SECTION DETAILS	1/12" = 1'-0"	X	
154 of 239	A - 353 .00	HYE-TC-A3-7001	EAST STOREFRONT PLANS	1/2" = 1'-0"	X	
155 of 239	A - 354 .00	HYE-TC-A3-7002	ENLARGED ELEVATIONS & SECTIONS @ EAST STOREFRONT	1/2" = 1'-0"	X	
156 of 239	A - 355 .00	HYE-TC-A3-7003	ENLARGED ELEVATIONS & SECTIONS @ EAST STOREFRONT	1/2" = 1'-0"	X	
157 of 239	A - 356 .00	HYE-TC-A3-7004	ENLARGED ELEVATIONS & SECTIONS @ WEST STOREFRONT	1/2" = 1'-0"	X	
158 of 239	A - 357 .00	HYE-TC-A3-7011	WEST STOREFRONT PLANS	1/2" = 1'-0"	X	
159 of 239	A - 358 .00	HYE-TC-A3-7012	ENLARGED ELEVATIONS & SECTIONS @ WEST STOREFRONT	1/2" = 1'-0"	X	
160 of 239	A - 359 .00	HYE-TC-A3-7013	ENLARGED ELEVATIONS & SECTIONS @ WEST STOREFRONT	1/2" = 1'-0"	X	
161 of 239	A - 360 .00	HYE-TC-A3-7021	RETAIL STOREFRONT	1/2" = 1'-0"	X	
162 of 239	A - 361 .00	HYE-TC-A3-7022	RETAIL STOREFRONT	1/2" = 1'-0"	X	
163 of 239	A - 362 .00	HYE-TC-A3-7023	RETAIL STOREFRONT	1/2" = 1'-0"	X	
164 of 239	A - 363 .00	HYE-TC-A3-7024	RETAIL STOREFRONT	1/2" = 1'-0"	X	
165 of 239	A - 364 .00	HYE-TC-A3-7034	HIGH LINE SOFFIT PLANS	1/2" = 1'-0"	X	
166 of 239	A - 365 .00	HYE-TC-A3-7051	PLAN DETAILS	1/12" = 1'-0"	X	
167 of 239	A - 366 .00	HYE-TC-A3-7052	PLAN DETAILS	1/12" = 1'-0"	X	
168 of 239	A - 367 .00	HYE-TC-A3-7053	PLAN DETAILS	1/12" = 1'-0"	X	
169 of 239	A - 368 .00	HYE-TC-A3-7071	SECTION DETAILS	1/12" = 1'-0"	X	
170 of 239	A - 369 .00	HYE-TC-A3-9101	TOWER CORE PARTIAL SECTIONS	1/4" = 1'-0"	X	
171 of 239	A - 370 .00	HYE-TC-A3-9102	TOWER CORE PARTIAL SECTIONS	1/4" = 1'-0"	X	
172 of 239	A - 371 .00	HYE-TC-A3-9103	TOWER CORE PARTIAL SECTIONS	1/4" = 1'-0"	X	
173 of 239	A - 372 .00	HYE-TC-A3-9201	TERRA FIRMA EXTERIOR WALL ENLARGED SECTIONS	1/2" = 1'-0"	X	
174 of 239	A - 373 .00	HYE-TC-A3-9202	TERRA FIRMA EXTERIOR WALL ENLARGED SECTIONS	1/2" = 1'-0"	X	
175 of 239	A - 374 .00	HYE-TC-A3-9203	TERRA FIRMA EXTERIOR WALL ENLARGED SECTIONS	1/2" = 1'-0"	X	
176 of 239	A - 375 .00	HYE-TC-A3-9901	TERRA FIRMA FOUNDATION DETAILS	1/12" = 1'-0"	X	
177 of 239	A - 376 .00	HYE-TC-A3-9902	TERRA FIRMA FOUNDATION DETAILS	1/12" = 1'-0"	X	
178 of 239	A - 377 .00	HYE-TC-A3-9903	TERRA FIRMA EXTERIOR DETAILS	1" = 1'-0"	X	
179 of 239	A - 378 .00	HYE-TC-A3-9904	TERRA FIRMA EXTERIOR DETAILS	1/12" = 1'-0"	X	
180 of 239	A - 379 .00	HYE-TC-A3-9906	TERRA FIRMA EXTERIOR DETAILS	1/12" = 1'-0"	X	
181 of 239	A - 400 .00	HYE-TC-A4-1501	ENLARGED ADA & SERVICE ELEVATOR (P30, S01-S03) SECTIONS	1/4" = 1'-0"	X	
182 of 239	A - 401 .00	HYE-TC-A4-1502	ENLARGED ELEVATOR (P31-P33) PLANS & SECTIONS	1/4" = 1'-0"	X	
183 of 239	A - 402 .00	HYE-TC-A4-1503	LOW, MID & HIGH RISE ELEVATOR (P1-P24) SECTIONS	1/4" = 1'-0"	X	
184 of 239	A - 403 .00	HYE-TC-A4-1504	ROOF SERVICE ELEVATOR (S06) - ENLARGED PLANS AND SECTION	1/4" = 1'-0"	X	
185 of 239	A - 404 .00	HYE-TC-A4-3001	STAIR SCHEDULE	NTS	X	
186 of 239	A - 405 .00	HYE-TC-A4-3002	STAIR SCHEDULE	NTS	X	
187 of 239	A - 406 .00	HYE-TC-A4-3101	ENLARGED PLANS AND SECTIONS, STAIR A	1/4" = 1'-0"	X	
188 of 239	A - 407 .00	HYE-TC-A4-3102	ENLARGED PLANS AND SECTIONS, STAIR A	1/4" = 1'-0"	X	
189 of 239	A - 408 .00	HYE-TC-A4-3103	ENLARGED PLANS AND SECTIONS, STAIR A	1/4" = 1'-0"	X	
190 of 239	A - 409 .00	HYE-TC-A4-3104	ENLARGED PLANS AND SECTIONS, STAIR A	1/4" = 1'-0"	X	
191 of 239	A - 410 .00	HYE-TC-A4-3201	ENLARGED PLANS AND SECTIONS, STAIR B	1/4" = 1'-0"	X	
192 of 239	A - 411 .00	HYE-TC-A4-3202	ENLARGED PLANS AND SECTIONS, STAIR B	1/4" = 1'-0"	X	
193 of 239	A - 412 .00	HYE-TC-A4-3203	ENLARGED PLANS AND SECTIONS, STAIR B	1/4" = 1'-0"	X	
194 of 239	A - 413 .00	HYE-TC-A4-3204	ENLARGED PLANS AND SECTIONS, STAIR B	1/4" = 1'-0"	X	
195 of 239	A - 414 .00	HYE-TC-A4-3301	ENLARGED PLANS AND SECTIONS, STAIR C & D	1/4" = 1'-0"	X	
196 of 239	A - 415 .00	HYE-TC-A4-3302	ENLARGED PLANS AND SECTIONS, STAIR E, F & G	1/4" = 1'-0"	X	
197 of 239	A - 416 .00	HYE-TC-A4-3303	ENLARGED PLANS AND SECTIONS, STAIR H, J & V	1/4" = 1'-0"	X	
198 of 239	A - 417 .00	HYE-TC-A4-3304	ENLARGED PLANS AND SECTIONS, MISC STAIRS (K-WW)	1/4" = 1'-0"	X	
199 of 239	A - 418 .00	HYE-TC-A4-3305	ENLARGED PLANS AND SECTIONS, ROOF STAIR M	1/4" = 1'-0"	X	
200 of 239	A - 419 .00	HYE-TC-A4-3401	ENLARGED PLANS AIR PANEL WALL AND STAIR Z	1/2" = 1'-0"	X	
201 of 239	A - 420 .00	HYE-TC-A4-3402	ENLARGED PLANS STAIR Z	1/2" = 1'-0"	X	
202 of 239	A - 421 .00	HYE-TC-A4-3403	ENLARGED SECTIONS STAIR Z	1/2" = 1'-0"	X	
203 of 239	A - 422 .00	HYE-TC-A4-3404	ENLARGED SECTIONS STAIR Z	1/2" = 1'-0"	X	
204 of 239	A - 423 .00	HYE-TC-A4-3405	ENLARGED SECTIONS STAIR Z	1/2" = 1'-0"	X	
205 of 239	A - 500 .00	HYE-TC-A5-3602	ATRIUM WALL SECTIONS	1/8" = 1'-0"	X	
206 of 239	A - 501 .00	HYE-TC-A5-3603	ATRIUM WALL SECTIONS	1/8" = 1'-0"	X	
207 of 239	A - 502 .00	HYE-TC-A5-3604	ATRIUM WALL SECTIONS	1/8" = 1'-0"	X	
208 of 239	A - 503 .00	HYE-TC-A5-3606	ATRIUM WALL SECTIONS	1/12" = 1'-0"	X	
209 of 239	A - 504 .00	HYE-TC-A5-4101	ENLARGED RESTROOM PARTITION PLANS 06-31	1/4" = 1'-0"	X	
210 of 239	A - 505 .00	HYE-TC-A5-4102	ENLARGED RESTROOM PARTITION PLANS 23-47	1/4" = 1'-0"	X	
211 of 239	A - 506 .00	HYE-TC-A5-4201	RESTROOM & LOCKER ROOM PLANS - FLOOR CELLAR - 05	1/4" = 1'-0"	X	
212 of 239	A - 507 .00	HYE-TC-A5-4202	ENLARGED RESTROOM PLANS, RPC'S AND ELEVATIONS 06-22	1/4" = 1'-0"	X	
213 of 239	A - 508 .00	HYE-TC-A5-4203	RESTROOM MOUNTING HEIGHTS 06-22	NTS	X	
214 of 239	A - 509 .00	HYE-TC-A5-4301	ENLARGED RESTROOM 23-31	1/4" = 1'-0"	X	
215 of 239	A - 510 .00	HYE-TC-A5-4302	ENLARGED RESTROOM 23-33	1/4" = 1'-0"	X	
216 of 239	A - 511 .00	HYE-TC-A5-4303	ENLARGED RESTROOM 35-44	1/4" = 1'-0"	X	
217 of 239	A - 512 .00	HYE-TC-A5-4304	ENLARGED RESTROOM 45-47	1/4" = 1'-0"	X	
218 of 239	A - 513 .00	HYE-TC-A5-4401	RESTROOM MOUNTING HEIGHTS 23-47	NTS	X	
219 of 239	A - 600 .00	HYE-TC-A6-1001	TYPICAL PARTITION TYPES	NTS	X	
220 of 239	A - 601 .00	HYE-TC-A6-1001	DOOR SCHEDULE	NTS	X	
221 of 239	A - 602 .00	HYE-TC-A6-1002	DOOR SCHEDULE	NTS	X	
222 of 239	A - 603 .00	HYE-TC-A6-1003	DOOR SCHEDULE	NTS	X	
223 of 239	A - 604 .00	HYE-TC-A6-1004	DOOR SCHEDULE	NTS	X	
224 of 239	A - 605 .00	HYE-TC-A6-2131	DOOR ELEVATIONS	1/2" = 1'-0"	X	
225 of 239	A - 606 .00	HYE-TC-A6-7101	TYPICAL STAIR DETAILS	1/12" = 1'-0"	X	
226 of 239	A - 607 .00	HYE-TC-A6-7102	TYPICAL STAIR DETAILS	1/12" = 1'-0"	X	
227 of 239	A - 608 .00	HYE-TC-A6-7111	STAIR Z (ATRIUM) DETAILS	1/12" = 1'-0"	X	
228 of 239	A - 609 .00	HYE-TC-A6-7301	COACH ELEVATOR CAB	1/2" = 1'-0"	X	
229 of 239	A - 610 .00	HYE-TC-A6-7302	MID-RISE ELEVATOR CAB	1" = 1'-0"	X	
230 of 239	A - 611 .00	HYE-TC-A6-7303	P-30 ELEVATOR CAB	1" = 1'-0"	X	
231 of 239	A - 612 .00	HYE-TC-A6-7304	P-31 ELEVATOR CAB	1" = 1'-0"	X	
232 of 239	A - 613 .00	HYE-TC-A6-7305	P-32 ELEVATOR CAB	1" = 1'-0"	X	
233 of 239	A - 614 .00	HYE-TC-A6-7306	P-33 ELEVATOR CAB	1" = 1'-0"	X	
234 of 239	A - 615 .00	HYE-TC-A6-7307	S-01 ELEVATOR CAB	1" = 1'-0"	X	
235 of 239	A - 700 .00	HYE-TC-A7-C101	RCF CELLAR SECTOR 01	1/8" = 1'-0"	X	
236 of 239	A - 701 .00	HYE-TC-A7-0001	RCF GROUND FLOOR SECTOR 01	1/8" = 1'-0"	X	
237 of 239	A - 702 .00	HYE-TC-A7-0004	RCF GROUND FLOOR SECTOR 04	1/8" = 1'-0"	X	
238 of 239	A - 703 .00	HYE-TC-A7-0101	RCF FLOOR 01 SECTOR 01	1/8" = 1'-0"	X	
239 of 239	A - 704 .00	HYE-TC-A7-0104	RCF FLOOR 01 SECTOR 04	1/8" = 1'-0"	X	

HUDSON YARDS TOWERC DOB DRAWING LIST

	NYC DOB					
	B-Scan Sheet					
Sheet Index	Number	Sheet Number	Sheet Title	Scale	Date: 2/15/13	Drawn by: [redacted]
			A - ARCHITECTURAL SERIES			
1 of 239	A - 100 .00	HYE-TC-A1-C101	FLOOR PLAN CELLAR SECTOR 01	1/8" = 1'-0"	X	
2 of 239	A - 101 .00	HYE-TC-A1-C104	FLOOR PLAN CELLAR SECTOR 04	1/8" = 1'-0"	X	
3 of 239	A - 102 .00	HYE-TC-A1-C107	FLOOR PLAN CELLAR SECTOR 07	1/8" = 1'-0"	X	
4 of 239	A - 103 .00	HYE-TC-A1-0001	GROUND FLOOR PLAN SECTOR 01	1/8" = 1'-0"	X	
5 of 239	A - 104 .00	HYE-TC-A1-0004	GROUND FLOOR PLAN SECTOR 04	1/8" = 1'-0"	X	
6 of 239	A - 105 .00	HYE-TC-A1-0007	GROUND FLOOR PLAN SECTOR 07	1/8" = 1'-0"	X	
7 of 239	A - 106 .00	HYE-TC-A1-0001M	GROUND FLOOR PLAN MEZZANINE SECTOR 01	1/8" = 1'-0"	X	
8 of 239	A - 107 .00	HYE-TC-A1-0004M	GROUND FLOOR PLAN MEZZANINE SECTOR 04	1/8" = 1'-0"	X	
9 of 239	A - 108 .00	HYE-TC-A1-0007M	GROUND FLOOR PLAN MEZZANINE SECTOR 07	1/8" = 1'-0"	X	
10 of 239	A - 109 .00	HYE-TC-A1-0101	FLOOR PLAN 01 SECTOR 01	1/8" = 1'-0"	X	
11 of 239	A - 110 .00	HYE-TC-A1-0104	FLOOR PLAN 01 SECTOR 04	1/8" = 1'-0"	X	
12 of 239	A - 111 .00	HYE-TC-A1-0107	FLOOR PLAN 01 SECTOR 07	1/8" = 1'-0"	X	
13 of 239	A - 112 .00	HYE-TC-A1-0201R	FLOOR PLAN 02R SECTOR 01	1/8" = 1'-0"	X	
14 of 239	A - 113 .00	HYE-TC-A1-0201	FLOOR PLAN 02 SECTOR 01	1/8" = 1'-0"	X	
15 of 239	A - 114 .00	HYE-TC-A1-0301	FLOOR PLAN 03 SECTOR 01	1/8" = 1'-0"	X	
16 of 239	A - 115 .00	HYE-TC-A1-0401	FLOOR PLAN 04 SECTOR 01	1/8" = 1'-0"	X	
17 of 239	A - 116 .00	HYE-TC-A1-0501	FLOOR PLAN 05 SECTOR 01	1/8" = 1'-0"	X	
18 of 239	A - 117 .00	HYE-TC-A1-0501M	FLOOR PLAN 05M SECTOR 01	1/8" = 1'-0"	X	
19 of 239	A - 118 .00	HYE-TC-A1-0601	FLOOR PLAN 06 SECTOR 01	1/8" = 1'-0"	X	
20 of 239	A - 119 .00	HYE-TC-A1-0701	FLOOR PLAN 07 SECTOR 01	1/8" = 1'-0"	X	
21 of 239	A - 120 .00	HYE-TC-A1-0801	FLOOR PLAN 08 SECTOR 01	1/8" = 1'-0"	X	
22 of 239	A - 121 .00	HYE-TC-A1-0901	FLOOR PLAN 09 SECTOR 01	1/8" = 1'-0"	X	
23 of 239	A - 122 .00	HYE-TC-A1-1001	FLOOR PLANS 10 SECTOR 01	1/8" = 1'-0"	X	
24 of 239	A - 123 .00	HYE-TC-A1-1101	FLOOR PLAN 11 SECTOR 01	1/8" = 1'-0"	X	
25 of 239	A - 124 .00	HYE-TC-A1-1201	FLOOR PLAN 12 SECTOR 01	1/8" = 1'-0"	X	
26 of 239	A - 125 .00	HYE-TC-A1-1301	FLOOR PLAN 13 SECTOR 01	1/8" = 1'-0"	X	
27 of 239	A - 126 .00	HYE-TC-A1-1401	FLOOR PLAN 14 SECTOR 01	1/8" = 1'-0"	X	
28 of 239	A - 127 .00	HYE-TC-A1-1501	FLOOR PLAN 15 SECTOR 01	1/8" = 1'-0"	X	
29 of 239	A - 128 .00	HYE-TC-A1-1601	FLOOR PLAN 16 SECTOR 01	1/8" = 1'-0"	X	
30 of 239	A - 129 .00	HYE-TC-A1-1701	FLOOR PLAN 17 SECTOR 01	1/8" = 1'-0"	X	
31 of 239	A - 130 .00	HYE-TC-A1-1801	FLOOR PLAN 18 SECTOR 01	1/8" = 1'-0"	X	
32 of 239	A - 131 .00	HYE-TC-A1-1901	FLOOR PLAN 19 SECTOR 01	1/8" = 1'-0"	X	
33 of 239	A - 132 .00	HYE-TC-A1-2001	FLOOR PLAN 20 SECTOR 01	1/8" = 1'-0"	X	
34 of 239	A - 133 .00	HYE-TC-A1-2101	FLOOR PLAN 21 SECTOR 01	1/8" = 1'-0"	X	
35 of 239	A - 134 .00	HYE-TC-A1-2201	FLOOR PLAN 22 SECTOR 01	1/8" = 1'-0"	X	
36 of 239	A - 135 .00	HYE-TC-A1-2301	FLOOR PLAN 23 SECTOR 01	1/8" = 1'-0"	X	
37 of 239	A - 136 .00	HYE-TC-A1-2401	FLOOR PLAN 24 SECTOR 01	1/8" = 1'-0"	X	
38 of 239	A - 137 .00	HYE-TC-A1-2501	FLOOR PLAN 25 SECTOR 01	1/8" = 1'-0"	X	
39 of 239	A - 138 .00	HYE-TC-A1-2601	FLOOR PLAN 26 SECTOR 01	1/8" = 1'-0"	X	
40 of 239	A - 139 .00	HYE-TC-A1-2701	FLOOR PLAN 27 SECTOR 01	1/8" = 1'-0"	X	
41 of 239	A - 140 .00	HYE-TC-A1-2801	FLOOR PLAN 28 SECTOR 01	1/8" = 1'-0"	X	
42 of 239	A - 141 .00	HYE-TC-A1-2901	FLOOR PLAN 29 SECTOR 01	1/8" = 1'-0"	X	
43 of 239	A - 142 .00	HYE-TC-A1-3001	FLOOR PLAN 30 SECTOR 01	1/8" = 1'-0"	X	
44 of 239	A - 143 .00	HYE-TC-A1-3101	FLOOR PLAN 31 SECTOR 01	1/8" = 1'-0"	X	
45 of 239	A - 144 .00	HYE-TC-A1-3201	FLOOR PLAN 32 SECTOR 01	1/8" = 1'-0"	X	
46 of 239	A - 145 .00	HYE-TC-A1-3301	FLOOR PLAN 33 SECTOR 01	1/8" = 1'-0"	X	
47 of 239	A - 146 .00	HYE-TC-A1-3401	FLOOR PLAN 34 SECTOR 01	1/8" = 1'-0"	X	
48 of 239	A - 147 .00	HYE-TC-A1-3401M	FLOOR PLAN 34M SECTOR 01	1/8" = 1'-0"	X	
49 of 239	A - 148 .00	HYE-TC-A1-3501	FLOOR PLAN 35 SECTOR 01	1/8" = 1'-0"	X	
50 of 239	A - 149 .00	HYE-TC-A1-3601	FLOOR PLAN 36 SECTOR 01	1/8" = 1'-0"	X	
51 of 239	A - 150 .00	HYE-TC-A1-3701	FLOOR PLAN 37 SECTOR 01	1/8" = 1'-0"	X	
52 of 239	A - 151 .00	HYE-TC-A1-3801	FLOOR PLAN 38 SECTOR 01	1/8" = 1'-0"	X	
53 of 239	A - 152 .00	HYE-TC-A1-3901	FLOOR PLAN 39 SECTOR 01	1/8" = 1'-0"	X	
54 of 239	A - 153 .00	HYE-TC-A1-4001	FLOOR PLAN 40 SECTOR 01	1/8" = 1'-0"	X	
55 of 239	A - 154 .00	HYE-TC-A1-4101	FLOOR PLAN 41 SECTOR 01	1/8" = 1'-0"	X	
56 of 239	A - 155 .00	HYE-TC-A1-4201	FLOOR PLAN 42 SECTOR 01	1/8" = 1'-0"	X	
57 of 239	A - 156 .00	HYE-TC-A1-4301	FLOOR PLAN 43 SECTOR 01	1/8" = 1'-0"	X	
58 of 239	A - 157 .00	HYE-TC-A1-4401	FLOOR PLAN 44 SECTOR 01	1/8" = 1'-0"	X	
59 of 239	A - 158 .00	HYE-TC-A1-4501	FLOOR PLAN 45 SECTOR 01	1/8" = 1'-0"	X	
60 of 239	A - 159 .00	HYE-TC-A1-4601	FLOOR PLAN 46 SECTOR 01	1/8" = 1'-0"	X	
61 of 239	A - 160 .00	HYE-TC-A1-4701	FLOOR PLAN 47 SECTOR 01	1/8" = 1'-0"	X	
62 of 239	A - 161 .00	HYE-TC-A1-4801	FLOOR PLAN 48 SECTOR 01	1/8" = 1'-0"	X	
63 of 239	A - 162 .00	HYE-TC-A1-4901	FLOOR PLAN 49 SECTOR 01	1/8" = 1'-0"	X	
64 of 239	A - 163 .00	HYE-TC-A1-5001	FLOOR PLAN 49M SECTOR 01	1/8" = 1'-0"	X	
65 of 239	A - 164 .00	HYE-TC-A1-5101M	FLOOR PLAN 50 SECTOR 01	1/8" = 1'-0"	X	
66 of 239	A - 165 .00	HYE-TC-A1-5001M	FLOOR PLAN 50M SECTOR 01	1/8" = 1'-0"	X	
67 of 239	A - 166 .00	HYE-TC-A1-5101	FLOOR PLAN 51 SECTOR 01	1/8" = 1'-0"	X	
68 of 239	A - 167 .00	HYE-TC-A1-5201	FLOOR PLAN 52 SECTOR 01	1/8" = 1'-0"	X	
69 of 239	A - 200 .00	HYE-TC-A2-1001	EXTERIOR ELEVATIONS SOUTH FACADE	1/32" = 1'-0"	X	
70 of 239	A - 201 .00	HYE-TC-A2-1002	EXTERIOR ELEVATIONS CHAMBER AND EAST FACADE	1/32" = 1'-0"	X	
71 of 239	A - 202 .00	HYE-TC-A2-1003	EXTERIOR ELEVATIONS WEST AND NORTH FACADES	1/32" = 1'-0"	X	
72 of 239	A - 203 .00	HYE-TC-A2-1004	EXTERIOR ELEVATIONS MISC.	1/32" = 1'-0"	X	
73 of 239	A - 204 .00	HYE-TC-A2-2001	BUILDING SECTIONS	1/32" = 1'-0"	X	
74 of 239	A - 205 .00	HYE-TC-A2-2002	BUILDING SECTIONS	1/32" = 1'-0"	X	
75 of 239	A - 206 .00	HYE-TC-A2-3011	PARTIAL ELEVATIONS	1/8" = 1'-0"	X	
76 of 239	A - 207 .00	HYE-TC-A2-3012	PARTIAL ELEVATIONS	1/8" = 1'-0"	X	
77 of 239	A - 208 .00	HYE-TC-A2-3013	PARTIAL ELEVATIONS	1/8" = 1'-0"	X	
78 of 239	A - 209 .00	HYE-TC-A2-3014	PARTIAL ELEVATIONS	1/8" = 1'-0"	X	
79 of 239	A - 210 .00	HYE-TC-A2-3015	PARTIAL ELEVATIONS	1/8" = 1'-0"	X	
80 of 239	A - 211 .00	HYE-TC-A2-3016	PARTIAL ELEVATIONS	1/8" = 1'-0"	X	
81 of 239	A - 212 .00	HYE-TC-A2-3017	PARTIAL ELEVATIONS	1/8" = 1'-0"	X	
82 of 239	A - 213 .00	HYE-TC-A2-3021	PARTIAL ELEVATIONS AT 19TH FLOOR TERRACE	1/8" = 1'-0"	X	
83 of 239	A - 214 .00	HYE-TC-A2-3022	PARTIAL ELEVATIONS AT TERRACES	1/8" = 1'-0"	X	
84 of 239	A - 215 .00	HYE-TC-A2-3031	PARTIAL ELEVATIONS AT FLOOR 32	1/8" = 1'-0"	X	
85 of 239	A - 216 .00	HYE-TC-A2-3032	PARTIAL ELEVATIONS AT FLOOR 32	1/8" = 1'-0"	X	
86 of 239	A - 217 .00	HYE-TC-A2-3041	PARTIAL ELEVATIONS AT FLOOR 47	1/8" = 1'-0"	X	
87 of 239	A - 218 .00	HYE-TC-A2-3042	PARTIAL ELEVATIONS AT ROOF	1/8" = 1'-0"	X	
88 of 239	A - 219 .00	HYE-TC-A2-3051	PARTIAL ELEVATIONS AT TOP OF TOWER	1/8" = 1'-0"	X	
89 of 239	A - 220 .00	HYE-TC-A2-3052	PARTIAL ELEVATIONS AT TOP OF TOWER	1/8" = 1'-0"	X	
90 of 239	A - 221 .00	HYE-TC-A2-4011	PARTIAL SECTIONS AT GROUND	1/8" = 1'-0"	X	
91 of 239	A - 222 .00	HYE-TC-A2-4031	PARTIAL SECTIONS AT MID-RISE TERRACE	1/8" = 1'-0"	X	
92 of 239	A - 223 .00	HYE-TC-A2-4051	PARTIAL SECTIONS AT ROOF	1/8" = 1'-0"	X	
93 of 239	A - 224 .00	HYE-TC-A2-4052	PARTIAL SECTIONS AT ROOF	1/8" = 1'-0"	X	
94 of 239	A - 225 .00	HYE-TC-A2-4053	PARTIAL SECTIONS AT ROOF	1/8" = 1'-0"	X	
95 of 239	A - 226 .00	HYE-TC-A2-4054	PARTIAL SECTIONS AT ROOF	1/8" = 1'-0"	X	
96 of 239	A - 227 .00	HYE-TC-A2-9101	TERRA FIRMA BUILDING SECTIONS	1/8" = 1'-0"	X	
97 of 239	A - 228 .00	HYE-TC-A2-9102	TERRA FIRMA BUILDING SECTIONS	1/8" = 1'-0"	X	
98 of 239	A - 229 .00	HYE-TC-A2-9103	TERRA FIRMA BUILDING SECTIONS	1/8" = 1'-0"	X	
99 of 239	A - 230 .00	HYE-TC-A2-9104	TERRA FIRMA BUILDING SECTIONS	1/8" = 1'-0"	X	
100 of 239	A - 231 .00	HYE-TC-A2-9105	TERRA FIRMA BUILDING SECTIONS	1/8" = 1'-0"	X	



ABBREVIATIONS	
A.C.T.	ACOUSTICAL CEILING TILE
ABV.	ABOVE
ADD.	ADDITIONAL
ADJ.	ADJUSTABLE
AFI.	ABOVE FINISHED FLOOR
AHU.	AIR HANDLING UNIT
ALT.	ALTERNATE
ARCH.	ARCHITECTURAL
AVG.	AVERAGE
AXON.	AXONOMETRIC
B.O.	BOTTOM OF
BD.	BOARD
BLDG.	BUILDING
BLDG.	BLOCKING
BPP.	BUILDERS PAVEMENT PLAN
BTM.	BOTTOM
CJ.	CONTROL JOINT
CL.	CENTER LINE
C.G.	CEILING
CLG. HT.	CEILING HEIGHT
CLOS.	CLOSET
CLR.	CLEAR
CMU.	CONCRETE MASONRY UNIT
COL.	COLUMN
COL. L.	COLUMN LINE
CONC.	CONCRETE
CONT.	CONTINUOUS
CW.	CURTAIN WALL
DG.	DEGREE
DEP.	DEPARTMENT OF ENVIRONMENTAL PROTECTION
DEPT.	DEPARTMENT
DET.	DETAIL
DIAG.	DIAGONAL
DIF.	DIFFUSER
DIV.	DIVISION
DN.	DOWN
DWB.	DEPARTMENT OF BUILDINGS
DWG.	DRAWING
E.O.S.	EDGE OF SLAB
EA.	EACH
EC.	ELECTRICAL CLOSET
EJ.	EXPANSION JOINT
ELEC.	ELECTRICAL
EMER.	EMERGENCY
EMR.	ELEVATOR MACHINE ROOM
ENCL.	ENCLOSURE
EQ.	EQUAL
EQPT.	EQUIPMENT
ESC.	ESCALATOR
EXT.	EXTERIOR
EXP.	EXISTING
EXD.	EXPLODED
EXT.	EXTERIOR
F.F.	FINISHED FLOOR
F.O.B.	FACE OF BUILDING
F.O.G.	FACE OF GLASS
FA.	FIRE ALARM
FD.	FLOOR DRAIN
FE.	FIRE EXTINGUISHER
FE.	FIRE EXTINGUISHER CABINET
F.L.R.	FLOOR
FNDA.	FOUNDATION
FOHL.	FRIENDS OF THE HIGH LINE
FT.	FOOT / FEET
FTG.	FOOTING
FUTR.	FUTURE
GA.	GAUGE
GLV.	GALVANIZED
GC.	GENERAL CONTRACTOR
GWB.	GYPSUM WALL BOARD
GX.	GENERAL EXHAUST
H.P.	HIGH POINT
HM.	HOLLOW METAL
HORIZ.	HORIZONTAL
HVAC.	HEATING, VENTILATING, & AIR CONDITIONING
HYDC.	HUDSON YARDS DEVELOPMENT CORPORATION
I.N.	INCH / INCHES
INCL.	INCLUDE
INSUL.	INSULATION
INT.	INTERIOR
J.B.	JAMB
J.C.	JANITOR'S CLOSET
KIT.	KITCHEN
KX.	KITCHEN EXHAUST
L.P.	LOW POINT
LAM.	LAMINATED
LAV.	LAVATORY
LS.	POUNDS
LRR.	LONG ISLAND RAIL ROAD
LVR.	LOUVER
M.O.E.	MAINTENANCE OF EQUIPMENT
MACH.	MACHINE
MAINT.	MAINTENANCE
MANU.	MANUFACTURED
MATL.	MATERIAL
MAX.	MAXIMUM
MED.	MECHANICAL
MEZZ.	MEZZANINE
MGMT.	MANAGEMENT
MH.	MANHOLE
MN.	MINIMUM
MISC.	MISCELLANEOUS
MTD.	MOUNTED
MTL.	METAL
MULL.	MULLION
N/C.	NOT IN CONTRACT
NO.	NUMBER
NOM.	NOMINAL
NTS.	NOT TO SCALE
O.C.	ON CENTER
OA.	OUTSIDE AIR
OAI.	OUTSIDE AIR INTAKE
OPNG.	OPENING
OPP.	OPPOSITE
OPP. HAND.	OPPOSITE HAND
OVHD.	OVERHEAD
PA.	PUBLIC ADDRESS
PART.	PARTIAL
PASSE.	PASSENGER
PERF.	PERFORATED
PL.	PROPERTY LINE
PLS.	PLUMBING
PLT.	PLATE
PAL.	PANEL
POL.	POLISHED
PSF.	POUNDS PER SQUARE FOOT
PSI.	POUNDS PER SQUARE INCH
PTD.	PAINTED
PTN.	PARTITION
QTY.	QUANTITY
R.	RISER
R.O.	ROUGH OPENING
RA.	RETURN AIR
RAD.	RADIUS
RCP.	REFLECTED CEILING PLAN
REF.	REFER TO
REIN.	REINFORCED
RM.	ROOM
S.S.	STAINLESS STEEL
SA.	SUPPLY AIR
SCHED.	SCHEDULE
SHT.	SHEET
SM.	SIMILAR
SDE.	SUPPORT OF EXCAVATION
SP.	STAR PRESSURIZATION
SPC.	SPECIFICATION
SQ. FT.	SQUARE FEET
STC.	SOUND TRANSMISSION CLASS
STD.	STANDARD
STL.	STEEL
STOR.	STORAGE
STR.	STRUCTURAL
SUSP.	SUSPENDED

ABBREVIATIONS	
SVC.	SERVICE
SX.	SMOKE EXHAUST
SYM.	SYMMETRICAL
T.	TREAD
T.O. STL.	TOP OF STEEL
T.O.S.	TOP OF SLAB
TEN.	TENANT
TOFF.	TOP OF FINISHED FLOOR
TOPG.	TOPPING
TYP.	TYPICAL
U.O.N.	UNLESS OTHERWISE NOTED
U.V.F.	UNIFORM IN FIELD
VERTL.	VERTICAL
VEST.	VESTIBULE
VOL.	VOLUME
W.	WITH
W/O.	WITHOUT
WP.	WORKING POINT

## MATERIAL KEY

EARTH	PLYWOOD	GLASS	TERRAZZO
GRAVEL	ROUGH WOOD	ALUMINUM	CERAMIC TILE
SAND	FINISH WOOD	FIRE SAFING	CARPET
CONCRETE	GYPSUM WALL BOARD	STEEL	PLASTIC
CONCRETE BLOCK	RIGID INSULATION	SPANDREL GLASS (ELEVATION ONLY)	
CAST STONE	SEMI-RIGID INSULATION	VISION GLASS (ELEVATION ONLY)	
STONE	BATT INSULATION		
STONE	WATERPROOFING (ELEVATION ONLY)		

### INTERIOR MATERIAL NOTES:

- TENANT OFFICE AREA**
- FLOOR SLAB - STEEL TROWEL FINISHED CONCRETE (RAISED FLOOR BY TENANT IF OCCURRING)
  - REFINISHED ALUMINUM CLOSURE AT CURTAINWALL EDGE-OF-SLAB JUNCTION
- EXTERIOR WALL**
- PERIMETER CURTAINWALL (ALL INTERIOR SURFACES FROM SLAB TO TENANT CEILING AT 10' WOULD BE EITHER GLASS OR FACTORY-FINISHED ALUMINUM)

- PERIMETER AND FREE-STANDING COLUMNS**
- EXPOSED FIREPROOFING ON STEEL
- CORE WALLS**
- TAPE/COMPOUNDED GYPSUM BOARD (NO PAINT)
  - DOORS - PRIME PAINTED STEEL
  - HARDWARE - TBO

- ELEVATOR LOBBY**
- FLOOR SLAB - STEEL TROWEL FINISHED CONCRETE FLOOR SLAB (RAISED FLOOR BY TENANT IF OCCURRING)
  - WALLS - TAPE/COMPOUNDED GYPSUM BOARD (NO PAINT)
  - HOISTWAY DOORS AND FRAMES - PRIME PAINTED STEEL

- TOILETS**
- FLOOR - TBO
  - BASE - TBO
  - WALLS - PAINTED GYPSUM BOARD
  - CEILING - EXPOSED SPRAY-ON FIREPROOFING ON UNDERSIDE OF METAL DECK

- JANITOR CLOSET**
- FLOOR - TBO
  - BASE - TBO
  - WALLS - PAINTED GYPSUM BOARD
  - CEILING - EXPOSED SPRAY-ON FIREPROOFING ON UNDERSIDE OF METAL DECK

- FAN ROOMS**
- FLOOR - DECK COATING W/ 8" UPTURN OUP WALLS
  - WALLS - PAINTED GYPSUM BOARD (ALSO PAINTED CONCRETE WHERE OCCURRING)
  - CEILING - EXPOSED SPRAY-ON FIREPROOFING ON UNDERSIDE OF METAL DECK

- ELEC. TEL. ROOMS (SIMILAR MEP TYPE ROOMS)**
- FLOOR - SEALED CONCRETE
  - WALLS - PAINTED GYPSUM BOARD (ALSO PAINTED CONCRETE WHERE OCCURRING)
  - CEILING - EXPOSED SPRAY-ON FIREPROOFING ON UNDERSIDE OF METAL DECK

- SERVICE ELEVATOR VESTIBULE**
- FLOOR - VINYL TILE
  - BASE - VINYL
  - WALLS - PAINTED GYPSUM BOARD (ALSO PAINTED CONCRETE WHERE OCCURRING)
  - CEILING - EXPOSED SPRAY-ON FIREPROOFING ON UNDERSIDE OF METAL DECK

- EXIT STAIRS**
- FLOOR AND STAIR PANS - SEALED CONCRETE
  - BASE - VINYL WHERE OCCURRING AT PRIMARY LANDING
  - WALLS - PAINTED GYPSUM BOARD (ALSO PAINTED CONCRETE WHERE OCCURRING)
  - STAIRS - PAINTED STEEL

### ROOM OR AREA NAME AND NUMBERING LEGEND

Name	Sequential Identifier by Type Level and Sector Location
C101-P01	

X = EXISTING (IF USED)

S = SERVICE ELEVATOR

P = PASSENGER ELEVATOR

E = ESCALATOR

R = RAMP

L = LADDER

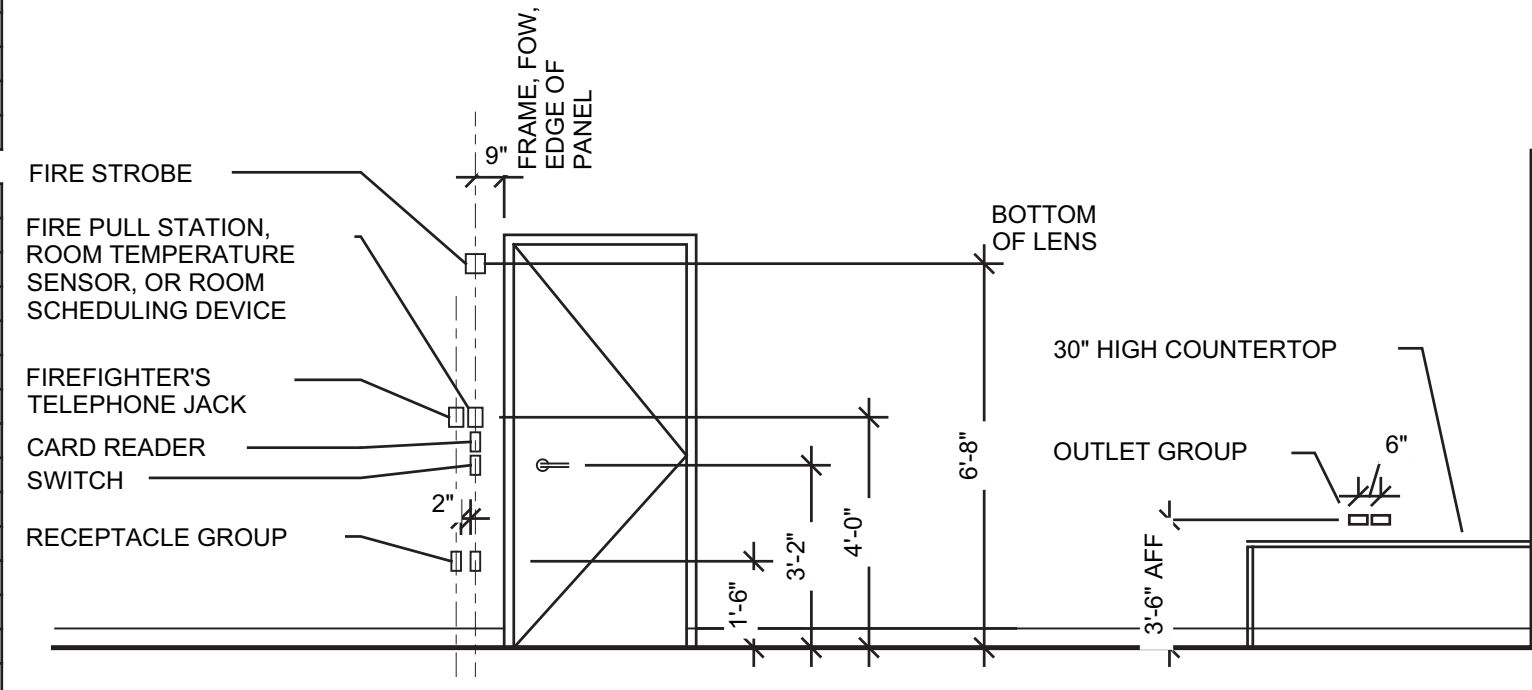
ST = STAIR

700 = STAIRS, SHAFTS, AND ELEVATOR HOISTWAYS

800 = MECHANICAL

900 = AUTHORITY (INCL. LIRR)

## PTE LEGEND:



STANDARD MOUNTING HEIGHTS (UNLESS OTHERWISE NOTED ON THE INTERIOR AND EXTERIOR ELEVATIONS) (Not to Scale)

- NOTES:
1. ALWAYS ALIGN VERTICALLY WHEN IN PROXIMITY
  2. SEE ARCHITECT'S DRAWINGS FOR PLAN LOCATIONS
  3. SEE A-000 FOR ADA PUSH PLATES AND CARD READERS AT EXTERIOR COLUMNS
  4. SEE 7/IA-442 FOR ADA PUSH PLATES AND CARD READERS AT EXTERIOR BOLLARD
  5. ADA PUSHPLATES TO BE MOUNTED 3'-1" A.F.F. TYP. U.N.O.

## GRAPHIC SYMBOLS

N	PROJECT NORTH
1	SECTION CUT
A-300	ELEVATION
1	DETAIL
1	DETAIL
A-400	INTERIOR ELEVATIONS
1	COLUMN CENTER LINE
1	MATCHLINE
1	MATCHLINE
1	PARTITION TYPE
P01-001	DOOR NUMBER
G-001	REVISION NUMBER
T.O.S. EL. +0'-0"	ELEVATION MARKER
M1	INDICATES MATERIAL CHANGE
AA-S	MATERIAL FINISH TYPE
AA-S	DIRECTION OF STAINLESS STEEL FINISH
AA-S	SURFACE DESIGNATION
AA-S	REVISION NUMBER
SPRINKLER	SPRINKLER
WALL MOUNTED EXIT SIGN	WALL MOUNTED EXIT SIGN
CEILING MOUNTED EXIT SIGN	CEILING MOUNTED EXIT SIGN
CEILING RETURN	CEILING RETURN
CEILING SUPPLY	CEILING SUPPLY
SPEAKERS	SPEAKERS
SMOKE DETECTOR	SMOKE DETECTOR
CLOSED CIRCUIT TV CAMERA	CLOSED CIRCUIT TV CAMERA
WALL-MOUNTED CLOSED CIRCUIT TV CAMERA	WALL-MOUNTED CLOSED CIRCUIT TV CAMERA
BLIND POCKET	BLIND POCKET
WALL DUPLEX	WALL DUPLEX
WALL QUAD	WALL QUAD
WALL TELEDATA	WALL TELEDATA
CEILING MOUNTED DUPLEX FUR LAI V	CEILING MOUNTED DUPLEX FUR LAI V
CEILING MOUNTED TELEDATA FOR CATV	CEILING MOUNTED TELEDATA FOR CATV
FIRE ALARM SPEAKER/STROBE	FIRE ALARM SPEAKER/STROBE
FIRE ALARM STROBE	FIRE ALARM STROBE
FIRE PANEL	FIRE PANEL
FLOOR POWTEL	FLOOR POWTEL
POKE THRU	POKE THRU
POWTEL	POWTEL
EQUIPMENT OUTLET	EQUIPMENT OUTLET
EQUIPMENT DESIGNATOR	EQUIPMENT DESIGNATOR
JUNCTION BOX	JUNCTION BOX
FIRE EXTINGUISHER	FIRE EXTINGUISHER
STANDPIPES	STANDPIPES
STARTING POINT	STARTING POINT
STARTING POINT	STARTING POINT
CORNER GUARD	CORNER GUARD
TWO WAY MANIFOLD	TWO WAY MANIFOLD
SIAMSE CONNECTION	SIAMSE CONNECTION
CHANGE IN ELEVATION	CHANGE IN ELEVATION
FLOOR CURB	FLOOR CURB

## MATERIALS AND ACCESSORIES LEGEND

KEY	OPTION 1	TYPICAL LOCATIONS
G1	Vision VRE - 48 Heat-Strengthened IGU 3/8" (10mm) Low-Iron OL VRE - 48 Low-E Coating on R2 surface 1/2" (12mm) Air Space 5/16" (8mm) Clear IL	CW Vision Glass
G1	China Southern Glass Holding Co. CEF - 50 Heat-Strengthened IGU 3/8" (10mm) Low-Iron OL CEF - 50 Low-E Coating on Surf. #2 1/2" (12mm) Air Space 5/16" (8mm) Low-Iron IL	CW Vision Glass
G1	Interpane Ipassi Platin 46/31 E Heat-Strengthened IGU 3/8" (10mm) Low-Iron OL Ipassi Platin 46/31 Low-E Coatin on Surf. #2 1/2" (12mm) Air Space 5/16" (8mm) Clear Plus E IL	CW Vision Glass
G1	Shanghai Yotua Pilkington Glass YRE - 46 Heat-Strengthened IGU 3/8" (10mm) Clear OL YRE - 46 Low-E Coating on Surf. #2 1/2" (12mm) Air Space 5/16" (8mm) Clear Plus E IL	CW Vision Glass
G2	Vision VLE 70 Laminated Glass 3/8" Low-Iron OL VLE 70 Surf. #2 0.00mm PVB Inner Layer 3/8" Low-Iron IL	Cabinet Wall Vision Glass
G3	NOT IN USE	NOT IN USE
G4	NOT IN USE	NOT IN USE
G5	Laminated Low Iron Glass 3/8" Low-Iron OL + 10mm PVB + 3/8" Low-Iron IL	Guardrails
G6	Same as G-5	Interior Lobby Storefront
G7	Laminated 3/4" Clear Glass 3/8" Clear + Interlayer + 3/8" Clear	Entrance Doors
ALUMINUM		
A1	Aluminum - PVDF Paint Finish - PPG Duranar XL 'Silver Chalice' - UC82424XL	Exterior CW Trim
A2	Aluminum - Clear Anodized	Exterior FM Tracks, CW Trim
A3	Aluminum - Black Anodized	WT02 & WT03 - Shingle Closure Panels
A4	Aluminum - PVDF Paint Finish - PPG Duranar XL Medium Gray - UC51959XL	Backpan @ CW Shadowbox, Concealed Exterior Louvers
A5	Aluminum - PVDF Paint Finish - Duranar. Match: A1	Interior CW Mullion Finish
A6	Aluminum - PVDF Paint Finish - Duranar XL. Match: A1	Exterior Metal Panel
A7	Aluminum - PVDF Paint Finish - Duranar XL. Match: A1	Exterior Metal Panel @ Soffit
A8	Aluminum - PVDF Paint Finish - Duranar XL. Match: A1	Exterior Perf. Metal Panel
A9	NOT IN USE	N/A
A10	Aluminum - PVDF Paint Finish - Duranar XL. Match: A1	Exterior Louver
A11	Aluminum - PVDF Paint Finish - Duranar XL. Match: A4	Exterior Louver
STAINLESS STEEL		
SS1	Stainless Steel #4 Directional Finish	Exterior Chamber Fins, Exterior Doors, Column Covers, Handrails
SS2	Stainless Steel #4 Directional Finish	Interior Stainless Steel
SS3	Cast Stainless Steel - Bead Blasted Finish	Cabinet Fittings
CARBON STEEL		
M1	High Performance System Exterior Paint - Tramec "White"	Exposed Non-Fireproofed, Non-Galvanized Structural Steel Inside Tower Parapet
M2	High Performance System Exterior Paint - Hot Dipped Galvanized Substrate - Tramec "White"	Exterior Galvanized Steel
M3	High Performance System Exterior Paint - Finish T.B.D.	T.B.D.
M4	Interior Painted Steel - Polyurethane	Where Indicated on Drawings
LOUVERS		
LVR1	Not Used	NOT USED
LVR2	Vertical Storm Resistant Louvers (Finish A4) Mounted Behind Vertical Architectural Grill, 75% Open Area (Finish A1)	Midrise WT01 Louver - West & North Facades
LVR3	Vertical Architectural Grille, 75% Open Area (Finish A4)	Level 03 - 05 WT01 West Mechanical Level
LVR4	Horizontal Storm Resistant Louvers (Finish A1)	WT01 Base, WT02 Base, WT05 Base, Louver Below Atrium

SEE EN SERIES DRAWINGS FOR LIGHT FIXTURE SCHEDULE

### ARCHITECTURAL GENERAL NOTES

#### DIVISION 6

##### 1 - GENERAL

1. ALL DIMENSIONS ARE TO CENTER LINE OF JOINT OR EDGE OF MATERIAL AT CORNERS EXCEPT AS OTHERWISE NOTED. CONTRACTOR TO ENSURE ALIGNMENT OF ALL JOINTS NOTED OR IMPLIED BY THE CONSTRUCTION DOCUMENTS.
2. FOR VARIATIONS TO TYPICAL TOP OF SLAB ELEVATIONS, REFER TO "FLOOR DEPRESSION" PLANS AND STRUCTURAL DRAWINGS.
3. BUILDING SYSTEMS AND COMPONENTS TO COMPLY WITH THE REQUIREMENTS OF THE NEW YORK CITY BUILDING CODE AND ADA.
4. ALL FLOOR CONSTRUCTIONS ARE 2 HOUR RATED UNLESS OTHERWISE NOTED. ALL ROOF CONSTRUCTIONS ARE 2 HOUR RATED UNLESS OTHERWISE NOTED. SEE PARTITIONWALL TYPES SCHEDULE AND RCP'S FOR ADDITIONAL INFORMATION REGARDING RATING.
5. DIMENSIONS LOCATING DRYWALL PARTITIONS ARE SHOWN TO FACE OF GWB, UNLESS OTHERWISE NOTED.

##### GENERAL PLAN NOTES

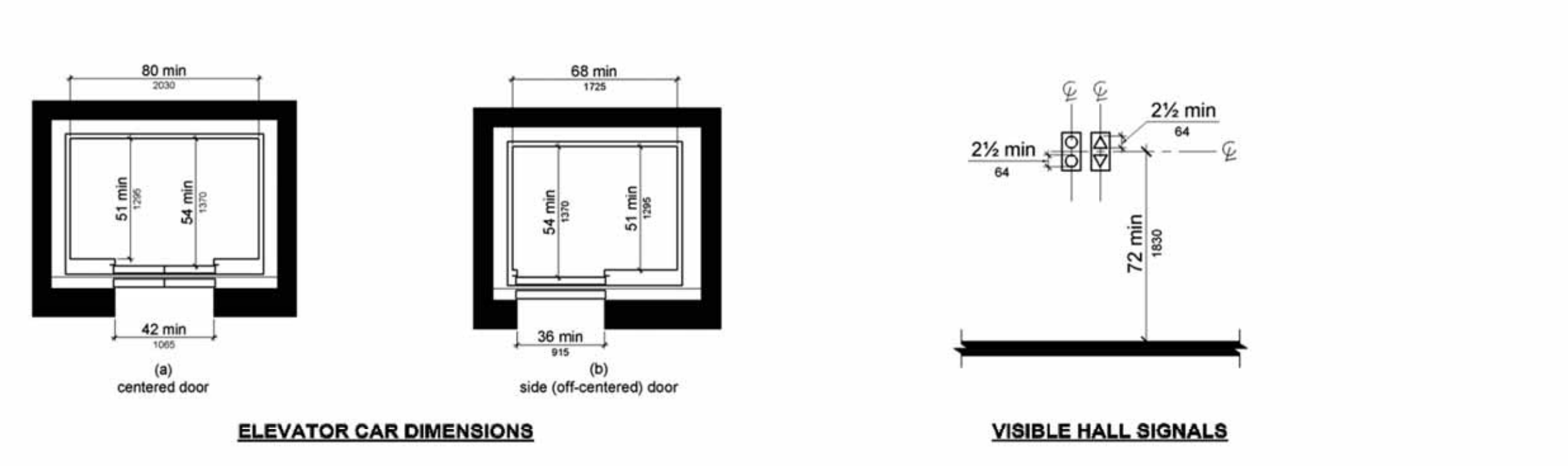
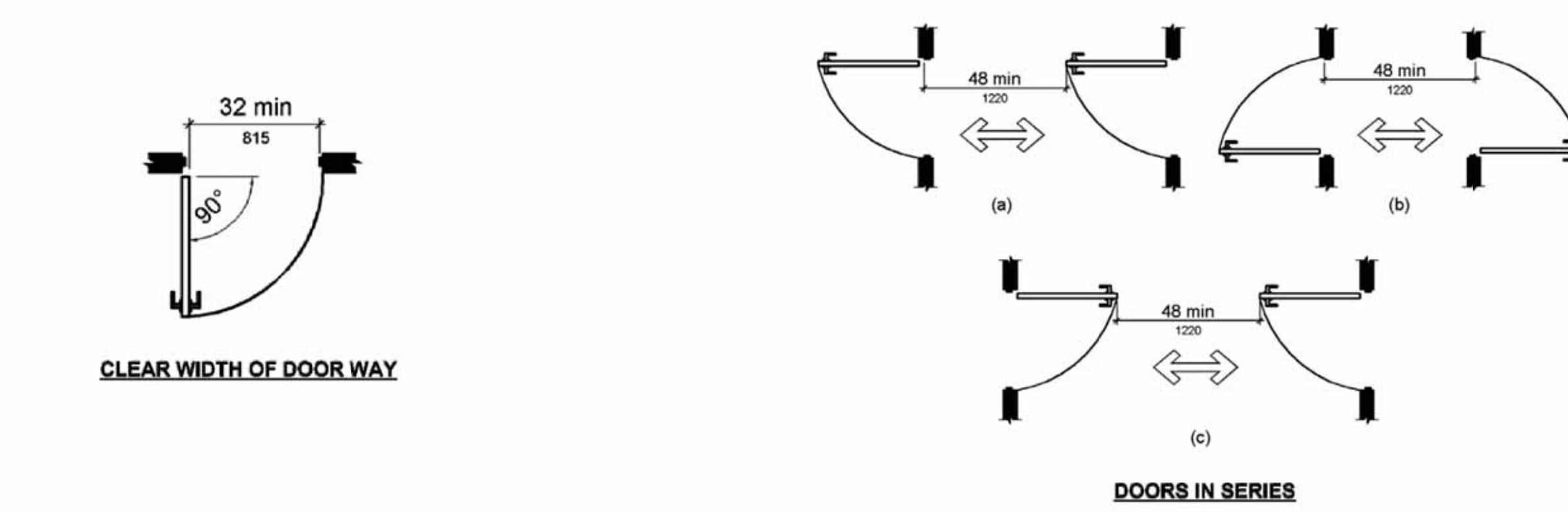
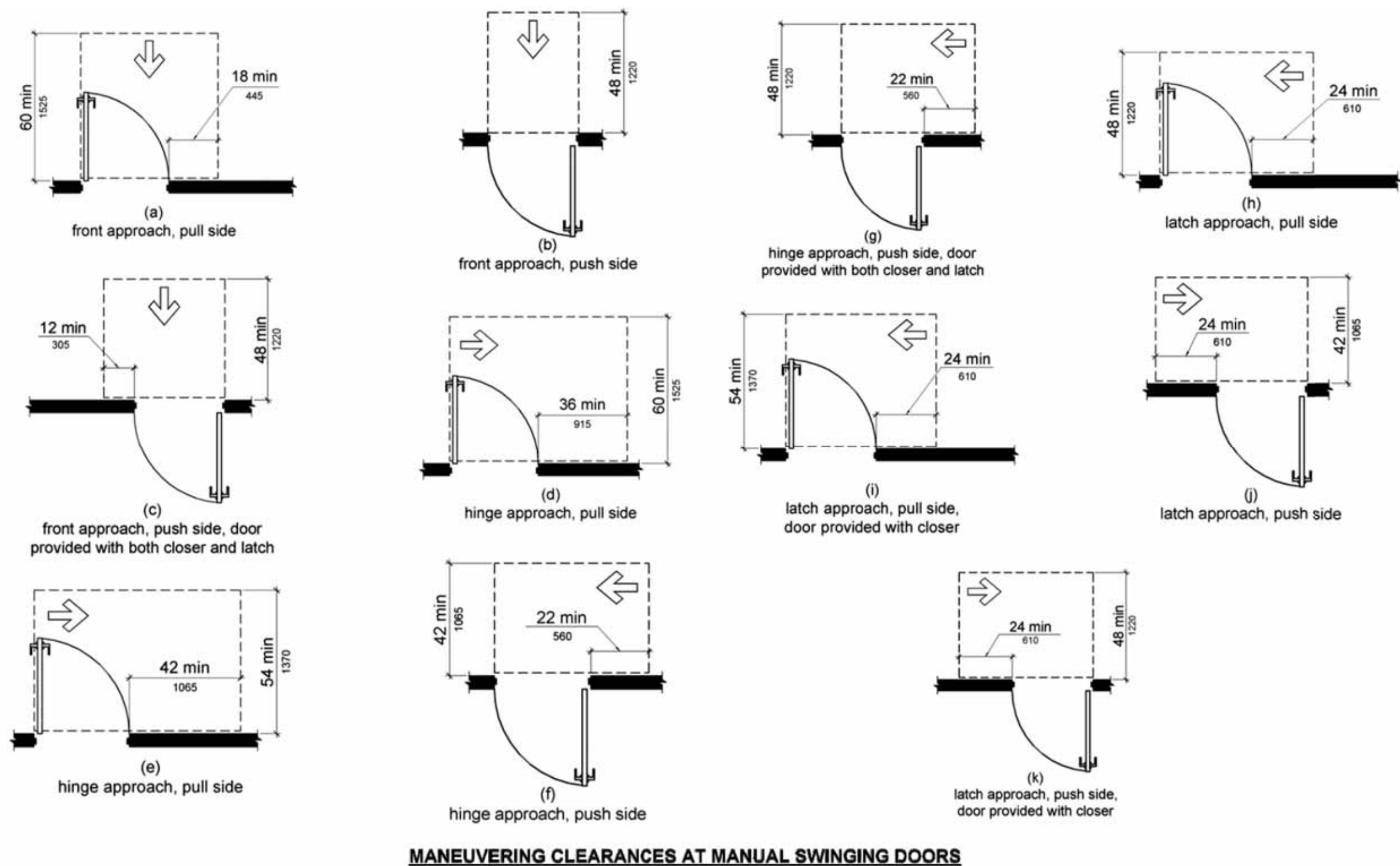
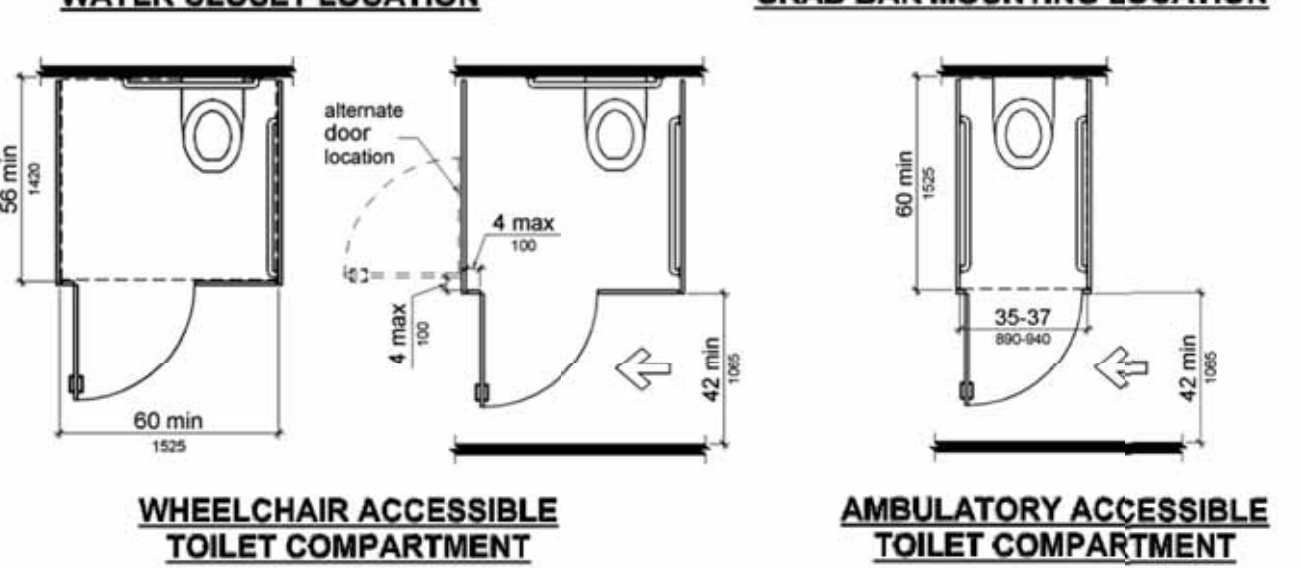
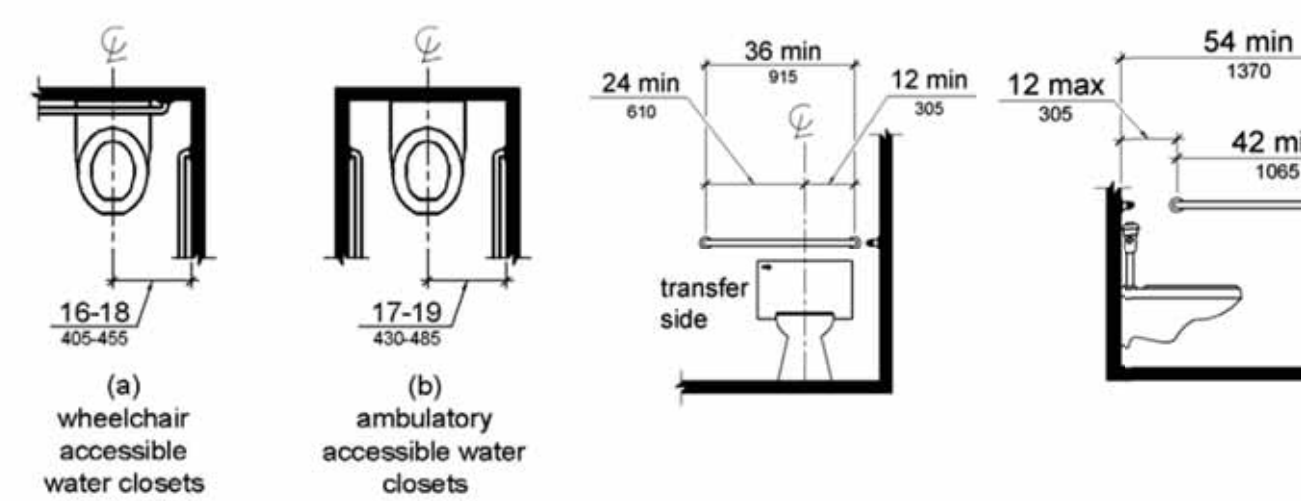
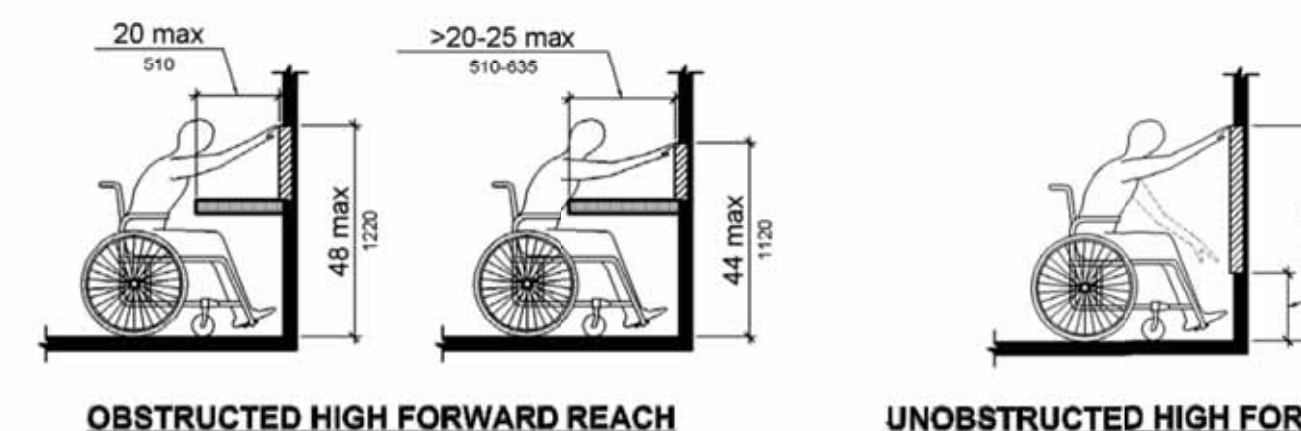
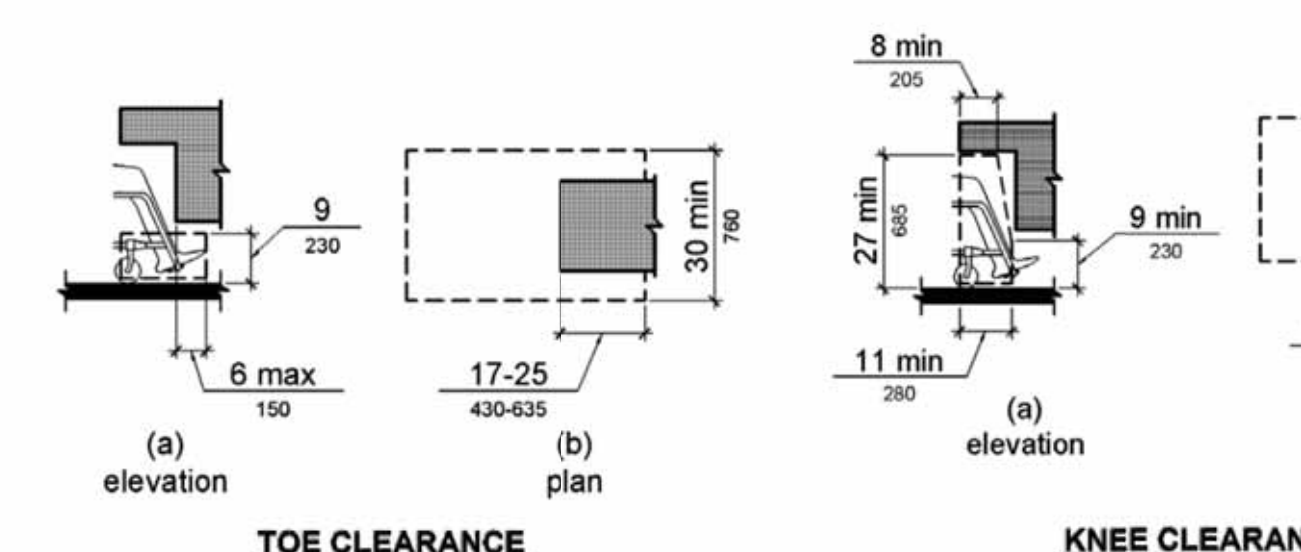
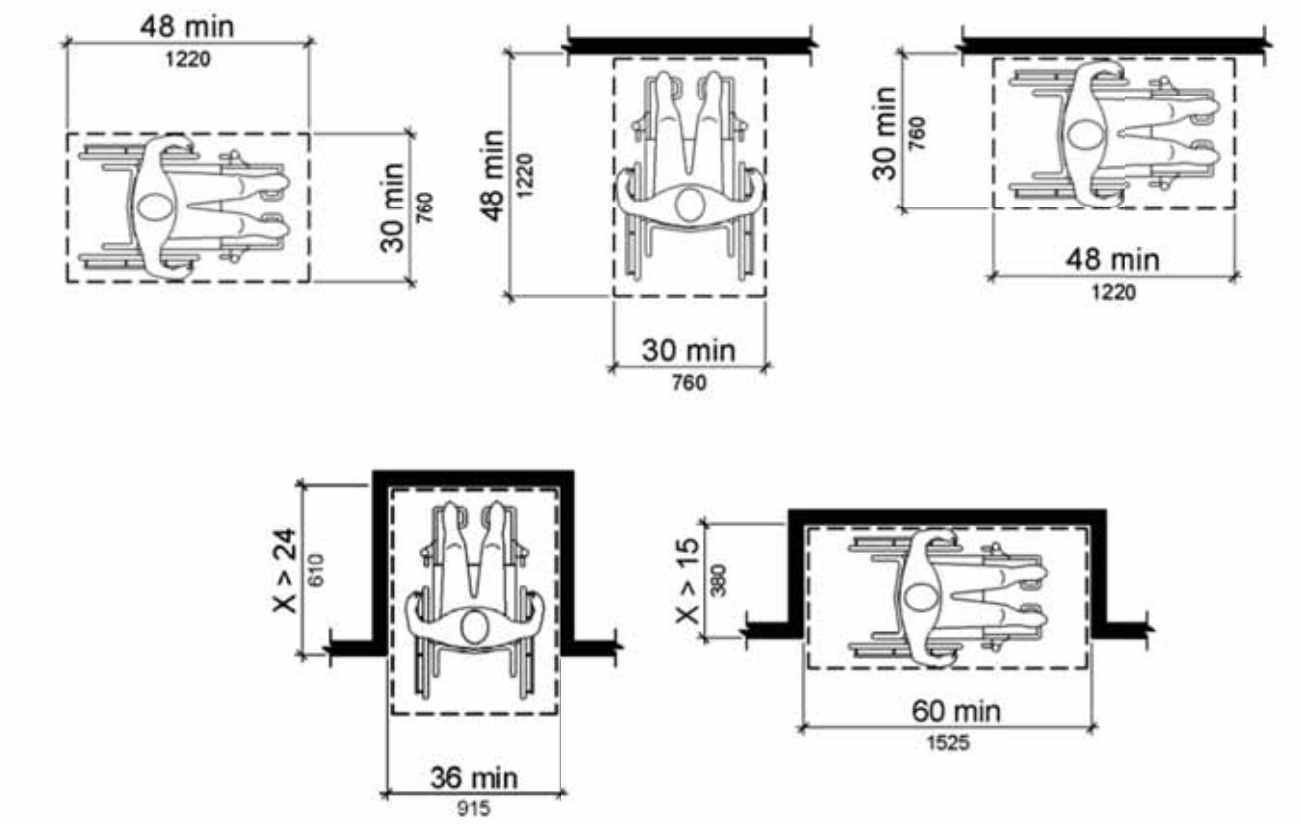
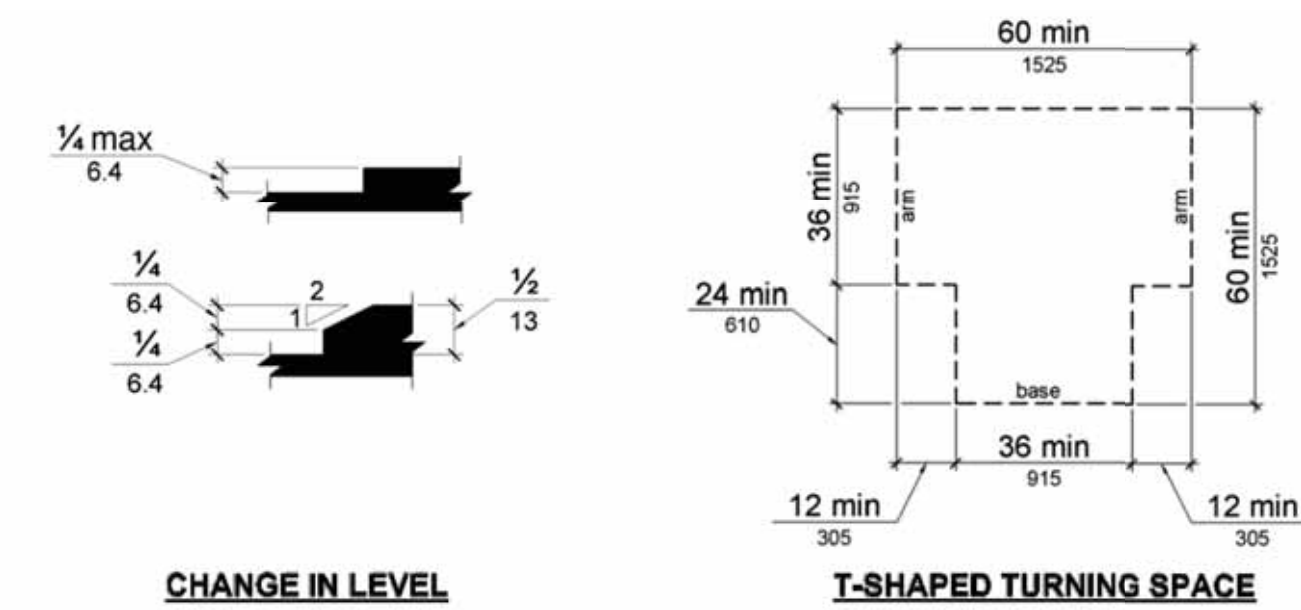
1. ALL DIMENSIONS AND ELEVATIONS LOCATING EXISTING WORKS ARE SHOWN FOR REFERENCE ONLY AND NEED TO BE VERIFIED IN FIELD BY CONTRACTOR(S) PRIOR TO START OF CONSTRUCTION.

##### CURTAIN WALL NOTES:

1. REFER TO "CLADDING - WIND LOAD STUDY" PREPARED BY RWDI, DATED JUNE 21, 2012 INCLUDED IN THE ARCHITECTURAL DRAWINGS.
2. ALL BUILDING SYSTEMS AND COMPONENTS SHALL BE CONSTRUCTED IN ACCORDANCE WITH ALL APPLICABLE CODES.
3. ALL STRUCTURAL FRAME ELEMENTS - COLUMNS AND THE GIRDERS, TRUSSES AND SPANDRELS HAVING DIRECT CONNECTIONS TO THE COLUMNS AND BRACING MEMBERS DESIGNED TO CARRY GRAVITY LOADS - SHALL BE 3-HOUR FIRE RESISTANCE RATED UNLESS OTHERWISE NOTED. THE MEMBERS OF FLOOR OR ROOF PANELS WHICH HAVE NO CONNECTION TO THE COLUMNS SHALL BE CONSIDERED SECONDARY MEMBERS AND NOT A PART OF THE STRUCTURAL FRAME.
4. ALL FLOOR CONSTRUCTION SHALL BE 2-HOUR FIRE RESISTANCE RATED UNLESS OTHERWISE NOTED. ALL ROOF CONSTRUCTION SHALL BE 1-HOUR FIRE RESISTANCE RATED UNLESS OTHERWISE NOTED.
5. THE CONTRACTOR SHALL PROVIDE THE OFFICE OF ZONING WITH A TEMPORARY CONSTRUCTION PLAN THAT INCLUDES THE FOLLOWING: A TEMPORARY CONSTRUCTION PARKING PLAN, WITH AN ENFORCEMENT POLICY; A CONSTRUCTION NOISE MANAGEMENT WITH AN ENFORCEMENT POLICY; AND A MAINTENANCE PLAN FOR THE CONSTRUCTION SITE. SAID PLAN SHALL BE SUBJECT TO THE REVIEW AND APPROVAL BY THE ZONING ADMINISTRATOR PRIOR TO THE ISSUANCE OF ANY BUILDING PERMITS AND SHALL BE ENFORCED DURING CONSTRUCTION ACTIVITY. ALL CONSTRUCTION ACTIVITY SHALL REMAIN IN FULL COMPLIANCE WITH THE PROVISIONS OF THE SUBMITTED CONSTRUCTION PLAN, FAILURE TO COMPLY MAY LEAD TO A SUSPENSION OR REVOCATION OF THE WAIVER PERMIT.
6. THIS PROJECT IS PURSUING LEED 2009 GS GOLD CERTIFICATION. ALL CONTRACTORS WITH SCOPE CONTRIBUTING TOWARDS THE LEED REQUIREMENTS SHALL BE RESPONSIBLE FOR DOCUMENTING AND EXECUTING ALL ACTIVITIES AS DIRECTED BY DIVISION 1 SPECIFICATIONS.
7. THE DRAWINGS (BUILDING ELEVATIONS, FLOOR PLANS AND DESIGN DETAILS, ETC.) AND SPECIFICATIONS ARE AN OUTLINE OF THE CRITERIA AND PERFORMANCE REQUIREMENTS OF ALL EXTERIOR CLADDING SYSTEMS. THE REQUIREMENTS SHOWN BY THE DETAILS ARE INTENDED TO ESTABLISH BASIC DIMENSIONS OF THE MODULE AND THE RIGHT LINES. MAINTAINING AND PROFILES OF MEMBERS. WITHIN THESE PARAMETERS, THE CONTRACTOR IS RESPONSIBLE FOR THE DESIGN, DIMENSIONING, ENGINEERING, FURNISHING, AND INSTALLING OF THE SYSTEM, INCLUDING WHATEVER MODIFICATIONS OR ADDITIONS MAY BE REQUIRED TO MEET THE SPECIFIED REQUIREMENTS AND MAINTAIN THE VISUAL DESIGN CONCEPT FOR THE ENTIRE PROJECT. SHOULD THE CONTRACTOR BELIEVE THE DESIGN AND CONSTRUCTION CANNOT BE ACHIEVED WHILE MAINTAINING THE PROFILES AND/OR RIGHT LINES, THE CONTRACTOR SHALL SO ADVISE AS PART OF THEIR INITIAL PROPOSAL AND SHALL INDICATE WHAT MODIFICATIONS WILL BE REQUIRED.
8. ALL DIMENSIONS INDICATED ON THE DRAWINGS ARE TO CENTERLINE OF JOINT OR EDGE OF MATERIALS AT CORNERS UNLESS OTHERWISE NOTED. CONTRACTOR TO ASSURE ALIGNMENT OF ALL JOINTS NOTED OR IMPLIED BY THE CONSTRUCTION DOCUMENTS.
9. EXPOSED FASTENERS ARE NOT PERMITTED IN ANY ASPECT OF THE WORK UNLESS CLEARLY INDICATED AND IDENTIFIED ON SUBMITTED SHOP DRAWINGS AND APPROVED BY THE ARCHITECT.
10. ALL MATERIALS FURNISHED AND INSTALLED ON THE PROJECT SHALL MATCH THE ARCHITECT'S VISUAL SELECTION SAMPLES.
11. THE CONTRACTOR IS RESPONSIBLE FOR ALL ASPECTS OF THE COORDINATION OF ALL TRADES INCLUDING THE CUTTING, FITTING, DRILLING AND TAPPING OF ALL WORK FOR ALL TRADES.
12. WHERE REQUIRED AT ROOF AREAS, PROVIDE LIGHTWEIGHT CONCRETE FILL, SLOPED TO DRAIN (1/4" FT.), 2" MIN. THICKNESS, FOR POSITIVE DRAINAGE AT WATERPROOFED PLAZAS AND ROOFS.
13. REFER TO THE CAST-IN-PLACE CONCRETE SPECIFICATION SECTION FOR ALL FORMED CONCRETE AND MONOLITHIC CONCRETE SLAB FINISH REQUIREMENTS.
14. THE ARCHITECT SHALL SELECT ALL STONE MATERIALS TO BE SUPPLIED TO DETERMINE THE ACCEPTABLE COLOR RANGE, TEXTURE, VENEIN, UNUSUAL MARKINGS, ETC. IN ACCORDANCE WITH THE ARCHITECT'S SAMPLES.
15. PROVIDE CUSTOM COLOR MORTARS AND GROUTS AT BRICK PAVING, STONE VENEER AND STONE PAVING USING COLORED SANDS TO ACHIEVE THE MATCH. CUSTOM COLOR TO BE SELECTED BY THE ARCHITECT. ALL PROJECT MORTARS AND GROUTS SHALL EMPLOY PRE-BLENDED OPT. MIXES, SUCH AS SPEC-MIX, TO ENSURE GREATER QUALITY CONTROL TO SPECIFICATIONS.
16. PROVIDE CUSTOM COLOR SEALANTS EVERYWHERE AT BRICK PAVING, STONE VENEER AND STONE. COLORS TO BE SELECTED BY THE ARCHITECT.
17. ALL MASONRY ANCHORS AND ACCESSORIES IN EXTERIOR WALL ASSEMBLIES SHALL BE STAINLESS STEEL, TYPE 316.
18. ALL FLASHING USED IN EXTERIOR MASONRY ASSEMBLIES SHALL BE TYPE 316, 26 GAUGE (0.018"). TERMINATE FLASHING BY FASTENING TO THE FACE OF THE BACK-UP WITH A CONTINUOUS TERMINATION BAR AND SEALANT.
19. ALL CMU CELLS AND BOND BEAMS CONTAINING REINFORCING SHALL BE FILLED SOLID WITH GROUT. THE CELLS OF ALL CMU PROVIDING BACKUP TO THE ATRIUM LOBBY INDIVIDUALLY SUPPORTED STONE VENEER PANELS SHALL BE GROUTED SOLID TO RECEIVE GRAVITY AND LATERAL SUPPORT ANCHORS, AND WHERE GUARDRAILS, HANDRAILS OR OTHER PROJECT COMPONENTS ARE TO BE SUPPORTED BY AND ANCHORED TO CMU.
20. ALL CMU WALLS SCHEDULED TO RECEIVE WATERPROOFING SYSTEMS, ELASTOMERIC COATINGS, PORTLAND CEMENT PARING, OR GYPSUM VENEER PLASTER SHALL HAVE ALL MORTAR JOINTS STRUCK FLUSH WITH THE FACE OF THE CURTAIN WALL WINDOW CONTRACTOR.
21. FOR LOOSE MASONRY STEEL LINTEL SCHEDULE SEE STRUCTURAL DRAWINGS.
22. REFER TO THE STRUCTURAL STEEL SPECIFICATION SECTION FOR STRUCTURAL STEEL SHOP FINISHING AND SHOP PRIMING REQUIREMENTS.
23. ALL STAINLESS STEEL EXPOSED TO THE EXTERIOR CONDITIONS, INCLUDING WITHIN PARKING STRUCTURE, TO BE TYPE 316. ALL INTERIOR STAINLESS STEEL TO BE TYPE 304.
24. PROVIDE HOT-DIPPED GALVANIZED STEEL WITH HIGH-PERFORMANCE PAINT SYSTEM FOR ALL EXTERIOR FERROUS METAL ITEMS, INCLUDING BUT NOT LIMITED TO METAL STAIRS, PLATFORMS, GRATINGS, LADDERS, AND RAILINGS.
25. ALL PLYWOOD SHALL BE FIRE-RETARDANT TREATED.
27. REFER TO THE ARCHITECTURAL THERMAL ENCLOSURE DIAGRAMS' DRAWINGS FOR TYPES AND LOCATIONS OF ALL THERMAL ENCLOSURE ASSEMBLIES. THIS DOES NOT INCLUDE THERMAL ENCLOSURE ASSEMBLIES SPECIFIED IN DIVISION 8 FOR THE EXTERIOR WALL SYSTEMS.
28. SEAL ALL PENETRATIONS THROUGH ALL ACOUSTICAL, SMOKE BARRIER AND FIRE-RATED WALL AND FLOOR/CEILING CONSTRUCTION AS REQUIRED TO MAINTAIN THE RATING OF THE CONSTRUCTION.
29. PROVIDE UL LISTED (OR EQUAL) FIRESTOP ASSEMBLIES FOR THROUGH PENETRATIONS OR JOINTS IN FIRE RESISTANCE RATED CONSTRUCTION AS REQUIRED BY CODE WHERE FLOOR CONSTRUCTION ABUTS THE EXTERIOR WALL CONSTRUCTION AND AT ALL PENETRATIONS THROUGH FIRE RATED ASSEMBLIES INCLUDING WALLS, FLOORS, AND ROOFS ETC. FIRE SAFING SHALL CONSIST OF MINERAL FIBER INSULATION TESTED FOR THIS USE COMPLETE WITH MECHANICAL SUPPORT CLIPS AND SMOKE SEAL.
30. A MIN. 2" WIDE FIRE SAFING SHALL BE PROVIDED AT ALL PERIMETER EDGE CONDITIONS.
31. AT ALL ROOF-MOUNTED EQUIPMENT, PROVIDE MINIMUM 12" HIGH PRE-MANUFACTURED CURBS PER ARCHITECTURAL DRAWINGS.
32. ALL EXTERIOR MASONRY WORK SHALL BE COORDINATED AND INTEGRATED WITH ALL ADJOINING CONSTRUCTION. PROVIDE ALL NECESSARY FLASHINGS AND ACCESSORIES AS REQUIRED TO MAINTAIN A WEATHER-TIGHT ENCLOSURE. PROVIDE MEMBRANE OR METAL FLASHING AT ALL EXTERIOR MASONRY OPENINGS, READING SILLS AND JAMBS TO SEAL OFF THE EXTERIOR WALL CAVITY FROM THE INTERIOR OF THE BUILDING.
33. THE DESIGN WIND PRESSURE (OR Suction) OF ALL COMPONENTS OF THE EXTERIOR CLADDING SYSTEM, INCLUDING CURTAIN WALL, SKYLIGHTS, CANOPES, ENTRANCES, PARAPETS AND TERRACOTTA SCREEN WALL, SHALL CONFORM TO THE REQUIREMENTS OF THE "CLADDING - WIND LOAD STUDY" PREPARED BY THE CONTRACTOR.
34. THE CONTRACTOR IS RESPONSIBLE FOR COORDINATING ALL EXTERIOR CLADDING SYSTEMS INCLUDING THE DESIGN AND ANCHORAGE REQUIREMENTS WITH ALL ADJOINING WORK INCLUDING, BUT NOT LIMITED TO, FLOOR SLAB CONSTRUCTION, FLOOR SLAB EDGE LOCATION, STRUCTURAL FRAME, MISCELLANEOUS METAL WALL SUPPORTS, FLASHING, INSULATION, SEALANTS, ETC. THE CONTRACTOR SHALL PROVIDE INTEGRAL FLASHING AND/OR GUTTERING SYSTEMS FOR THE CONTROLLED REMOVAL OF WATER OR CONDENSATION. "CONTROLLED" WATER OR CONDENSATION IS THAT WHICH IS DEMONSTRABLY DRAINED HARMLESSLY TO THE EXTERIOR OF THE WORK WITHOUT ENDANGERING OR WETTING ADJACENT SURFACES OR INSULATION, AND NOT VISIBLE IN THE FINAL CONSTRUCTION.
35. PROVIDE MEANS AND METHODS FOR GRAVITY SUPPORT AND LATERAL BRACING OF ALL CURTAIN WALL WINDOWS. PROVIDE ADDITIONAL REINFORCING OF LINTELS, JAMB METAL STUDS OR CMU,



APPLICABLE ADA DIAGRAMS: PROPOSED WORK TO APPLY WITH APPLICABLE REQUIREMENTS OF OF ANSI A117.1 2003 AND THE AMERICANS WITH DISABILITIES ACT (ADA), AS PER DIAGRAMS BELOW.



## DEPARTMENT OF BUILDINGS NOTES

**NOTIFICATION OF THE DEPARTMENT:** NOTIFICATION TO BE PROVIDED TO DEPARTMENT OF BUILDINGS 24-48 HOURS PRIOR TO COMMENCEMENT OF EARTHWORK, AS PER BC 3304.3.1.

**NOTIFICATION OF ADJACENT BUILDING OWNERS:** WRITTEN NOTIFICATION TO BE PROVIDED TO ADJACENT BUILDING OWNERS NOT LESS THAN 10 DAYS PRIOR TO COMMENCEMENT OF EXCAVATION WORK, AS PER BC 3304.3.2.

**BUILDINGS, AS PER BC 104:**

**DUTIES AND POWERS OF COMMISSIONER OF BUILDINGS:** AUTHORITY TO RENDER INTERPRETATIONS AND TO ADOPT RULES ESTABLISHING POLICIES AND PROCEDURES HELD BY THE COMMISSIONER OF BUILDINGS, AS PER BC 104.

**RODENT PROOFING:** PROPOSED WORK TO BE COMPLIANT WITH RODENT PROOFING REQUIREMENTS, AS PER BC APPENDIX F.

**HIGH-RISE BUILDINGS:** DESIGN OF ELEVATORS TO BE COMPLIANT WITH ACCESSIBLE MEANS OF EGRESS REQUIREMENTS, AS PER BC 1007.2.1 AND BC 1109.6.

**STAIRWAY DOOR OPERATION:** STAIRWAY DOOR OPERATION AND STAIRWAY COMMUNICATIONS SYSTEM TO BE PROVIDED, AS PER BC 403.12 AND BC 403.12.1.

**SMOKE PROOF EXIT ENCLOSURES:** DESIGN OF ALL EXIT STAIRS TO BE COMPLIANT WITH BC 403.13.

**IMPACT RESISTANT STAIR ENCLOSURES:** MATERIALS, ASSEMBLY, AND INSTALLATION OF ALL EXIT STAIRS TO BE COMPLIANT WITH BC 403.15. SEE PARTITION SCHEDULE FOR FURTHER INFORMATION.

**EXIT PATH MARKINGS:** PHOTOLUMINESCENT EXIT PATH MARKINGS TO BE PROVIDED AT ALL EXIT DOORS, EXIT PASSAGEWAYS, AND EXIT STAIRS, AS PER BC 403.16 AND BC 1026.11.

**STRUCTURAL DESIGN:** BUILDING, STRUCTURES, AND PARTS THEREOF ARE DESIGNED AND SHALL BE CONSTRUCTED IN ACCORDANCE WITH STRENGTH DESIGN, LOAD AND RESISTANCE FACTOR DESIGN, ALLOWABLE STRESS DESIGN, EMPIRICAL DESIGN, OR CONVENTIONAL CONSTRUCTION METHODS, AS PER REQUIREMENTS OF 2008 NYC BUILDING CODE, BC 1604. REFER TO STRUCTURAL DRAWINGS FOR FURTHER INFORMATION.

**MECHANICAL EQUIPMENT AND BUILDING SYSTEMS:** MECHANICAL EQUIPMENT SHALL BE CONSTRUCTED, INSTALLED, AND MAINTAINED IN ACCORDANCE WITH THE 2008 NYC MECHANICAL CODE AND 2008 NYC FUEL GAS CODE, AS PER BC 2901.1. REFER TO MECHANICAL DRAWINGS FOR FURTHER INFORMATION.

**PLUMBING SYSTEMS:** PLUMBING SYSTEM AND EQUIPMENT SHALL BE CONSTRUCTED, INSTALLED, AND MAINTAINED IN ACCORDANCE WITH THE 2008 NYC BUILDING CODE, AS PER BC 2901.1. REFER TO PLUMBING DRAWINGS FOR FURTHER INFORMATION.

**SOILS AND FOUNDATIONS:** BUILDING AND FOUNDATION SYSTEM DESIGNED AS PER REQUIREMENTS OF BC 1801.

**FOOTINGS AND FOUNDATIONS:** FOOTINGS AND FOUNDATIONS DESIGNED AS PER REQUIREMENTS OF BC 1805.

**PLUMBING SYSTEMS:** PLUMBING SYSTEMS DESIGNED AS PER REQUIREMENTS OF BC 2901 AND BC 401.

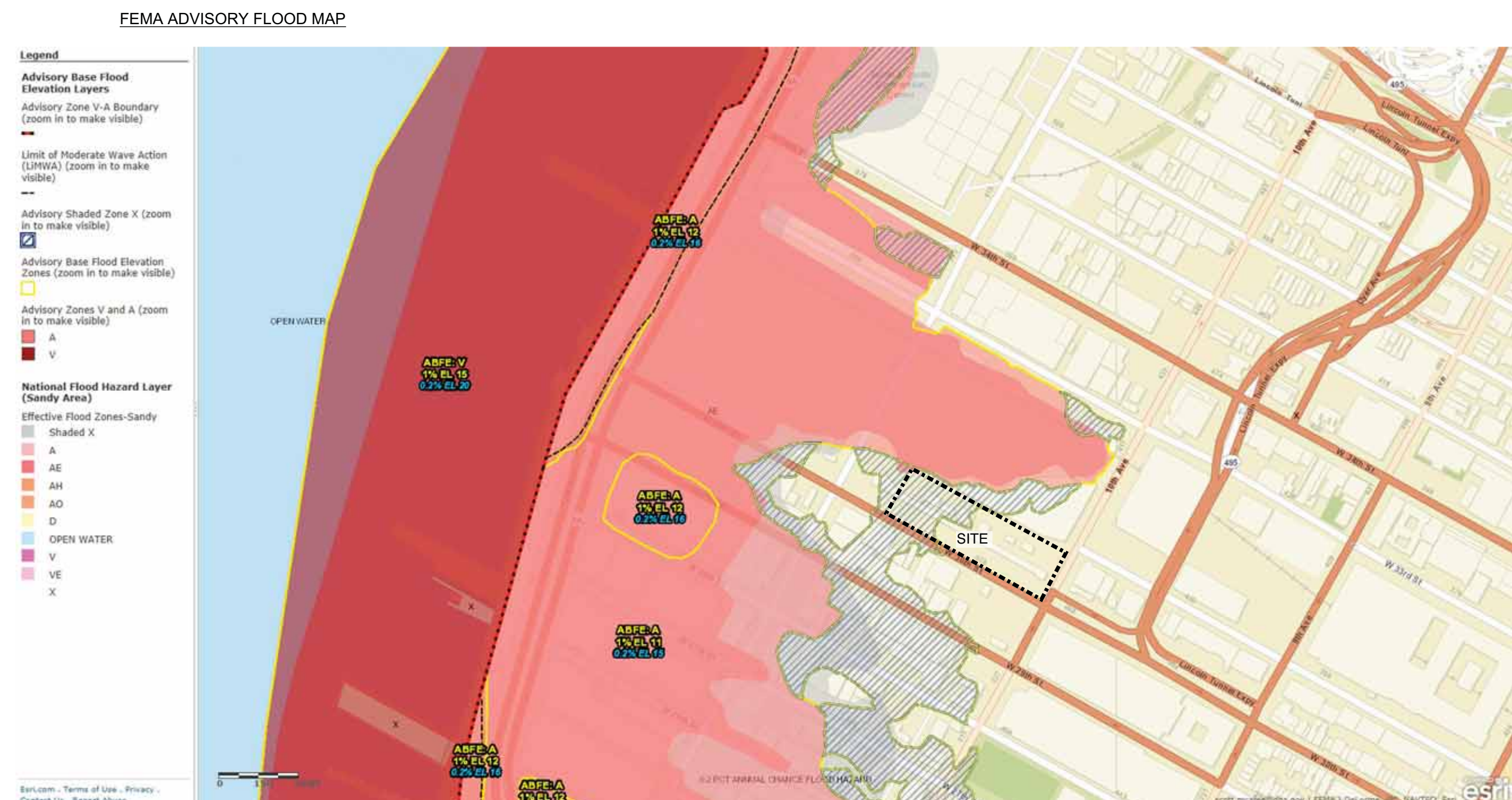
**SEISMIC DESIGN PROVISIONS:** CONCRETE COMPONENTS THAT RESIST SEISMIC FORCES DESIGNED AS PER REQUIREMENTS OF BC 1910 AND LL 1705.

**SEPARATION OF USE:** PROJECT IS DESIGNED IN ACCORDANCE WITH THE NON-SEPARATED MIX USE REQUIREMENTS OF BC 508.3.2.

**TRANSIT AUTHORITY APPROVAL:** PROJECT IS NOT WITHIN 200' OF TRANSIT AUTHORITY.

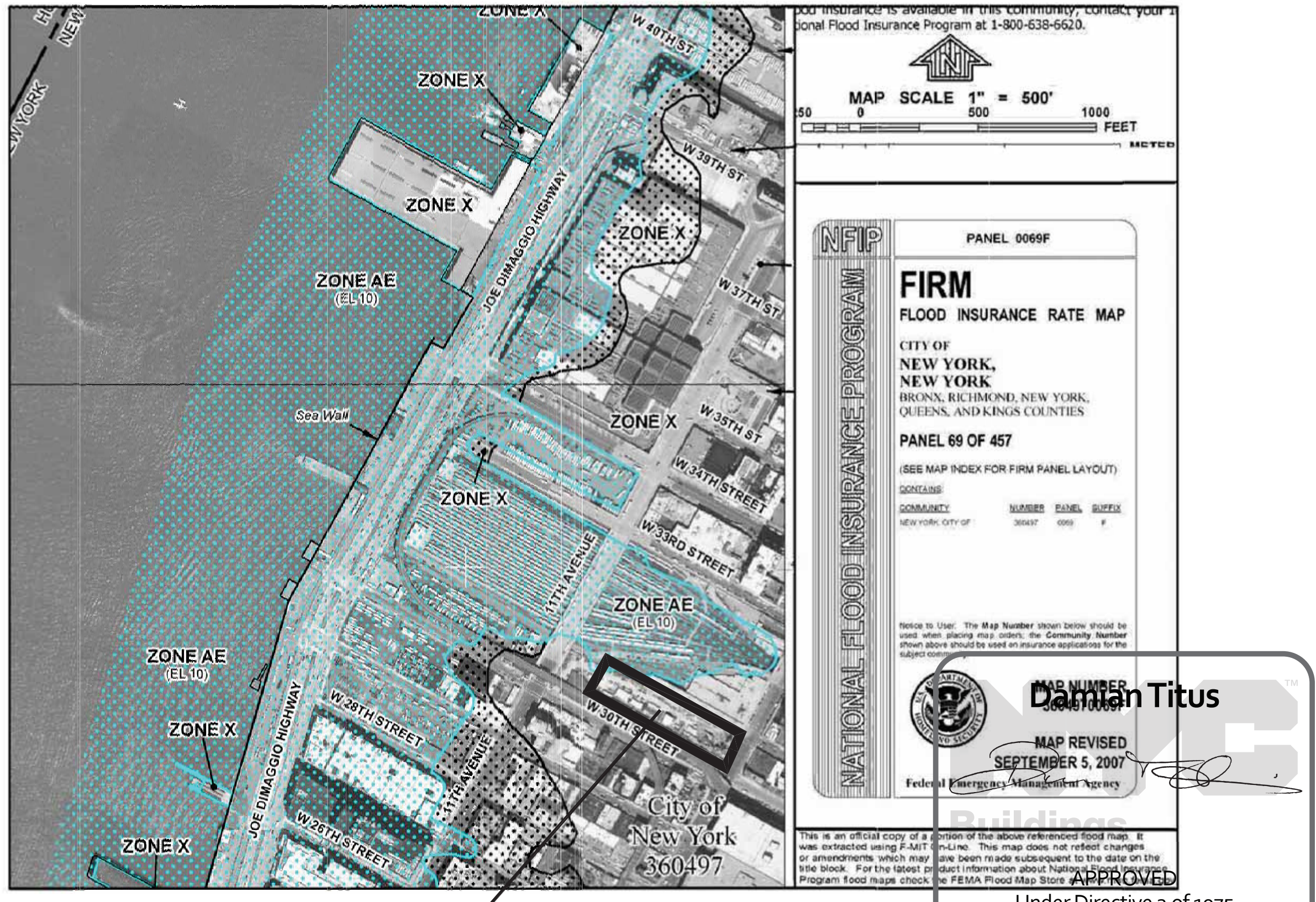
SPECIAL INSPECTIONS	CODE/SECTION	PROGRESS INSPECTIONS	CODE/SECTION
WALL PANELS, CURTAIN WALLS, VENEERS	BC 1704.10	FRAME INSPECTION	BC 109.3.3
SPRAYED FIRE RESISTANT MATERIALS	BC 1704.11	FIRE-RESISTANT RATED CONSTRUCTION	BC 109.3.4
FIRESTOP, DRAFTSTOP, FIREBLOCK SYSTEMS	BC 1704.25	ENERGY CODE COMPLIANCE INSPECTIONS	BC 109.3.5
STRUCTURAL STEEL - WELDING	BC 1704.3.1	INSULATION PLACEMENT AND R-VALUES	RCNY 5000-01(A2), (IA1)
STRUCTURAL STEEL - ERECTION AND BOLTING	BC 1704.3.2	FENESTRATION THERMAL VALUES AND RATINGS	RCNY 5000-01(A3), (IA1)
CONCRETE CAST IN PLACE	BC 1704.4	FENESTRATION RATINGS FOR AIR LEAKAGE	RCNY 5000-01(A4), (IA1)
MASONRY	BC 1704.5	FENESTRATION AREAS	RCNY 5000-01(A5), (IA1)
SOILS - SITE PREPARATION	BC 1704.7.1	AIR SEALING AND INSULATION - VISUAL	RCNY 5000-01(A6), (IA1)
SOILS - FILL PLACEMENT AND IN-PLACE DENSITY	BC 1704.7.2	AIR SEALING AND INSULATION - TESTING	RCNY 5000-01(A7), (IA1)
SOILS - INVESTIGATIONS (BORING/TEST PIT'S)	BC 1704.7.4	PROJECTION FACTORS	RCNY 5000-01(A8)
PILE FOUNDATION AND DRILLED PIER INSTALLATION	BC 1704.8	LOADING DECK WEATHER SEALS	RCNY 5000-01(A9)
UNDERPINNING	BC 1704.9.1	VESTIBULES	RCNY 5000-01(B1)
EXCAVATION - SHEETING, SHORING, BRACING	BC 1704.13	FIREPLACES	RCNY 5000-01(B2)
CONCRETE TEST CYLINDERS	BC 1905.6	DAMPERS INTEGRAL TO BUILDING ENVELOPE	RCNY 5000-01(B3), (IB3)
CONCRETE DESIGN MIX	BC 1905.3	HVAC AND SERVICE WATER HEATING EQUIPMENT	RCNY 5000-01(B4), (IB4)
FIRE ALARM TEST	BC 6105	HVAC AND SERVICE WATER HEATING SYSTEM CONTROLS	RCNY 5000-01(B5), (IB5)
EMERGENCY POWER SYSTEMS (GENERATORS)	BC 1704.14	DUCT LEAKAGE SYSTEM	RCNY 5000-01(B6), (IB6)
SMOKE CONTROL SYSTEMS	BC 1704.15	ELECTRICAL METERING	RCNY 5000-01(C1), (IB1)
MECHANICAL SYSTEMS	BC 1704.16	INTERIOR LIGHTING POWER	RCNY 5000-01(C2), (IB2)
FUEL OIL STORAGE AND FUEL OIL PIPING SYSTEMS	BC 1704.20	EXTERIOR LIGHTING POWER	RCNY 5000-01(C3), (IB3)
SITE STORM DRAINAGE DISPOSAL, & DETENTION SYSTEM	BC 1704.21	LIGHTING CONTROLS	RCNY 5000-01(C4), (IB4)
SPRINKLER SYSTEMS	BC 1704.22	EXIT SIGNS	RCNY 5000-01(C6), (IB6)
STANDPIPE SYSTEMS	BC 1704.23	TANDEM WIRING	RCNY 5000-01(C7)
HEATING SYSTEMS	BC 1704.23	ELECTRICAL MOTORS	RCNY 5000-01(C8)
		MAINTENANCE INFORMATION	RCNY 5000-01(D1), (IB1)
		PERMANENT CERTIFICATE	RCNY 5000-01(B2)

ASSOCIATED APPLICATIONS	DATE FILED	APP #
SD-1 & SD-2		
DEMOLITION APPLICATION	08/10/2012	121324897
BUILDERS PAVEMENT PLAN APPLICATION		
SPRINKLER APPLICATION, 803 BC		
STANDPIPE APPLICATION, 805 BC		
FIRE ALARM APPLICATION		
SITE SAFETY PLAN APPLICATION - ARTICLE 110		
FIRE PROTECTION PLAN APPLICATION - ARTICLE 109	08/10/2012	121324851
CURB CUT APPLICATION	08/10/2012	121324860
CURB CUT APPLICATION	08/10/2012	121324879
CURB CUT APPLICATION	08/10/2012	121324888
EMERGENCY POWER SYSTEMS (GENERATION)		

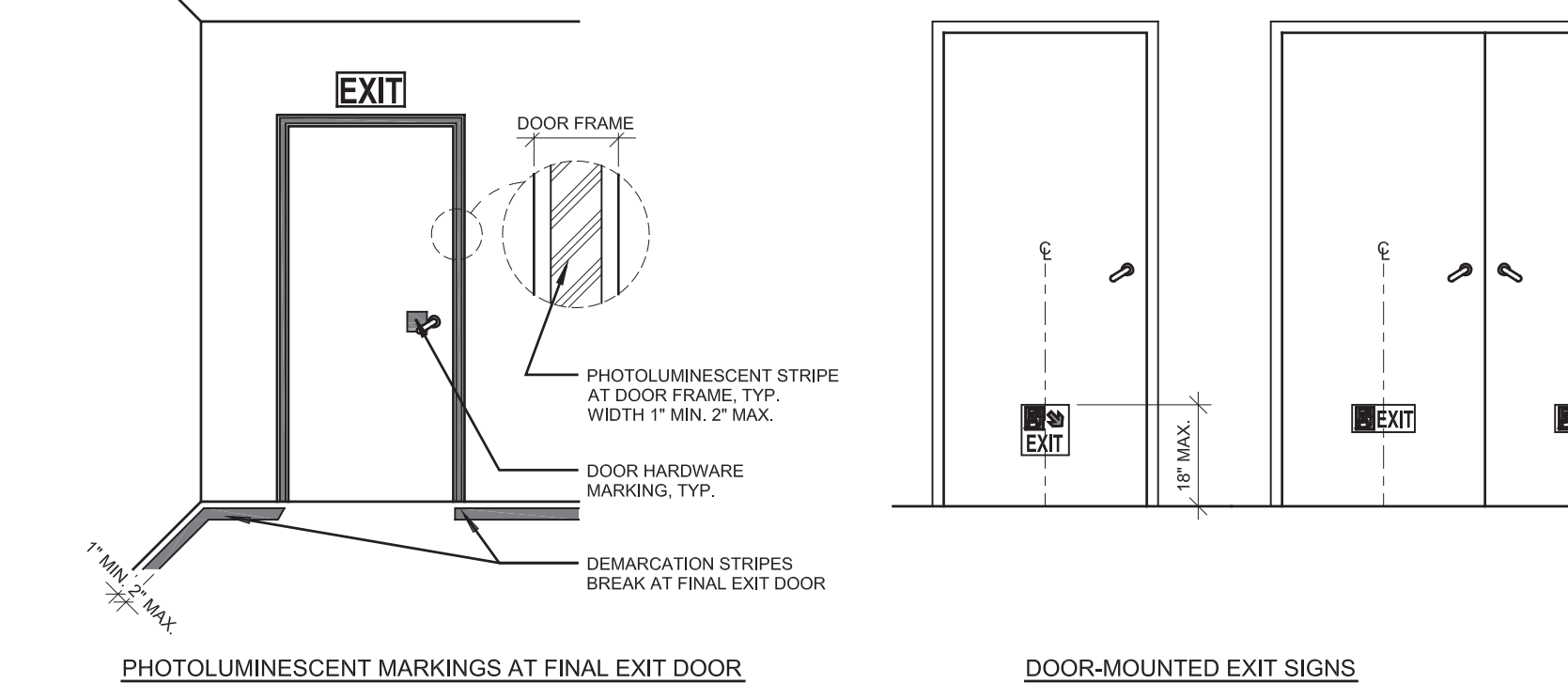
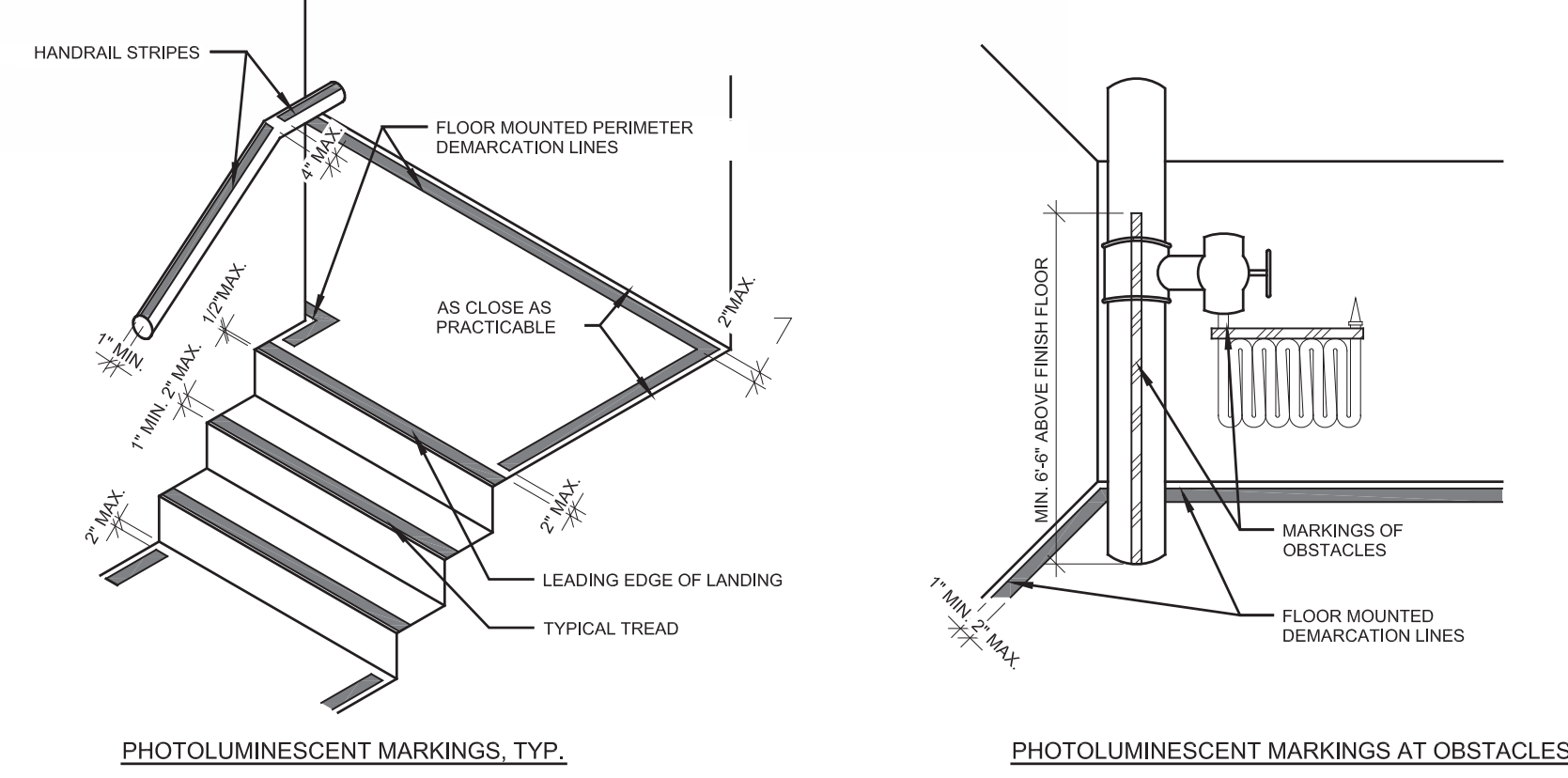


THE BUILDING HAS BEEN DESIGNED TO FLOOD ELEVATION 13'-4", WITH CELLAR VOLUNTARILY DESIGNED TO BE DRY FLOOD PROOF.

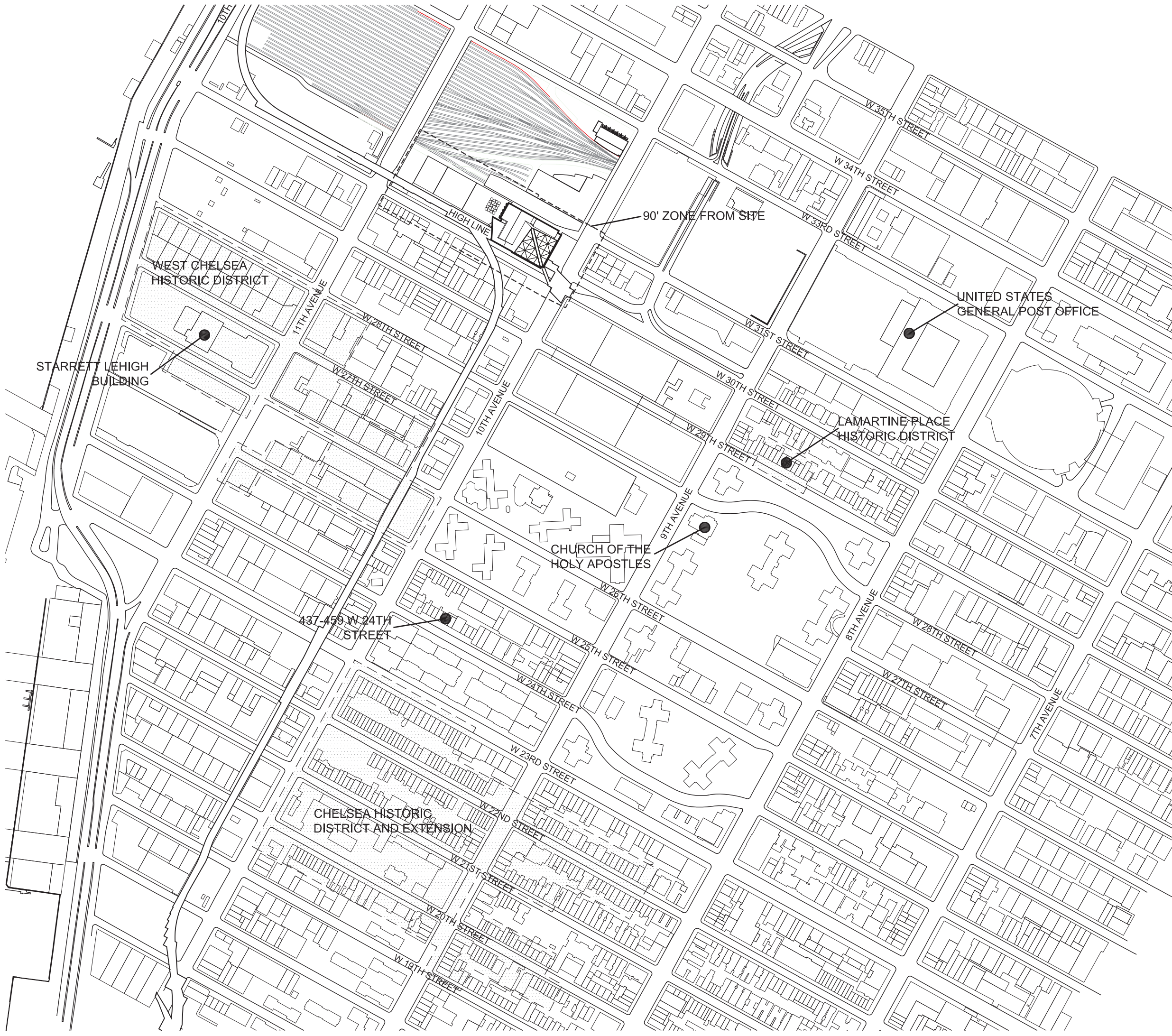
SPECIAL FLOOD HAZARD AREAS, AS PER LL 5803, PROPOSED WORK IS OUTSIDE OF SPECIAL FLOOD AREAS, TYPN 1004 THEREFORE NOT APPLICABLE, FEMA MAP SHOWN BELOW.



APPLICABLE ADA DIAGRAMS: PROPOSED WORK TO APPLY WITH APPLICABLE REQUIREMENTS OF OF ANSI A117.1 2003 AND THE AMERICANS WITH DISABILITIES ACT (ADA), AS PER DIAGRAMS BELOW.



HISTORIC LANDMARK STRUCTURES: PROPOSED WORK IS NOT WITHIN 80' OF ANY ADJACENT HISTORIC LANDMARK STRUCTURES, TYPN 1008 THEREFORE NOT APPLICABLE, LANDMARK MAP SHOWN BELOW.



## HUDSON YARDS - TOWER C

Address  
501 WEST 30TH STREET  
NEW YORK, NY

Client  
Related Companies  
60 Columbus Circle  
New York, NY 10023  
Tel: 212.801.1000 Fax: 212.801.1048

Construction Manager  
Tishman Construction Corporation  
100 Park Avenue, 5th Floor  
New York, NY 10017  
Tel: 212.786.7514 Fax: 212.986.7510

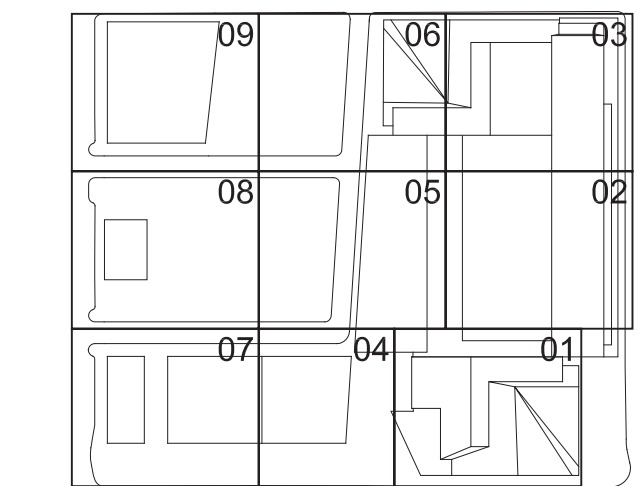
Architect  
Kohn Pedersen Fox Associates PC  
Architects & Planning Consultants  
11 West 42nd Street  
New York, NY 10036  
Tel: 212.977.6500 Fax: 212.956.2526

Structural Engineer  
Thomson Tomasetti, Inc.  
51 Madison Avenue  
New York, NY 10010  
Tel: 917.661.7800 Fax: 917.661.7801

Mechanical, Electrical, Plumbing, Fire Protection  
Harsco Baum & Bolles Consulting Engineers  
80 Pine Street  
New York, NY 10013  
Tel: 212.530.9300 Fax: 212.269.5894

1 D.O.B. BUILDING PERMIT FILING 02/22/2013

Key Plan



DATE: 03/22/2013  
PROJECT NO: 1776.10  
SHEET NO: 01

Building Department

Building Department  
NOTES AND FEMA MAP

Building Department  
NOTES AND FEMA MAP

Building Department  
NOTES AND FEMA MAP

Building Department  
NOTES AND FEMA MAP



Filename: P:\Projects\1775\_West33rdYards\Drawings\CAD\Sheet\TC000\_Terminal\_Series\HYE-TC-Z0-0001.dwg Plotted by: Reginald Green, Roan Plot Time: 3/27/2013 2:20 PM

ZR 11	Block Lot Zoning District	<b>702 10</b> C6-4/HY (Special Hudson Yards District) Large-Scale Plan Subdistrict A Eastern Railyards Subarea A1 8b/8d 570,000 sf	
ZR 13		N/A per ZR 93-80	
ZR 14		N/A	
ZR 15		N/A not an alteration	
ZR 32	<b>USE REGULATIONS</b>		
ZR 32-10		Uses Permitted Use Group 1-12	
		Uses Provided 6A, 6B	Complies
ZR 32-60	<b>SIGN REGS</b>	No signage under this application	Complies
ZR 33-03 / 93-62	<b>STREET TREES</b>	Frontage along 33rd Street: 800' Frontage along Tenth Ave.: 712.5' Frontage along 30th Street: 800' Frontage along Eleventh Ave.: 712.5' Total Frontage: 3,025' / 25' = 121 Trees  121 Trees Required 61 Provided Note: Trees not shown at curb cuts, underneath existing highline, above DEP water tunnel infrastructure, or along Eleventh Avenue viaduct due to infeasibility of planting.	Complies

ZR 36-70	<b>BICYCLE PARKING</b>	Use Group 6A (Retail) - One (1) space per 10,000 sf FA in Use Group 6A: 41,869 sf / 10,000 sf = <b>5 spaces</b> Use Group 6B (Office) - One (1) space per 7,500 sf FA in Use Group 6A: 1,373,095 sf / 7,500 sf = <b>183 spaces</b> TOTAL SPACES REQUIRED = 188 SPACES TOTAL SPACES PROVIDED = <b>188 SPACES @ 15sf/space, see Sheet Z-002.00</b> N/A No Residential Proposed under this application	Complies
ZR 93-12		Glazing requirements only required at Public Plaza. See sheet	Complies
ZR 93-14	<b>RETAIL AND GLAZING REQUIREMENTS</b>	Z-023.00	
ZR 93-17	<b>SIGNAGE</b>	No signage under this application	Complies
ZR 93-18	<b>NON-CONFORMING USES</b>	N/A - Nothing in Use Group 18 being proposed	
ZR 93-19	<b>ELECTRICAL SUBSTATION</b>	N/A - no Electrical Substations proposed	
ZR 93-21(b)	<b>Floor Area</b>	Max Commercial Floor Area = 9.0 Max Commercial Floor Area permitted: 570,000 sf X 9 = 5,130,000 Floor Area Proposed: 1,414,964 sf See Sheet Z-010.00 No Community Facility or Residential FAR proposed under this application	Complies
ZR 93-31		N/A to subarea A1	
ZR 93-32		N/A to subarea A1	
ZR 93-33		N/A no redistribution from subarea A1 proposed under this application	
ZR 93-34			

ZR 93-40	<b>HEIGHT AND SETBACK REGULATIONS</b>	Setback regulations superseded by 93-514 except along Tenth Avenue (WIDE STREET) where no building is located within required 15' setback - see site plan - Drawing 01/Sheet Z-001	Complies
ZR 93-514	<b>LOCATION OF BUILDINGS</b>	See Site Plan - Drawing 01/Sheet Z-001.00	Complies
ZR 93-514(a)(4)	<b>BUILDING LOCATION AT SPUR</b>	Proposed building will not be located closer than five feet to spur except in those areas allowed under ZR-514(a)(4)  See Drawings 01, 02 & 03/Sheet Z-024.00	Complies
ZR 93-60	<b>MANDATORY IMPROVEMENTS</b>		
ZR 93-61 / 93-A4	<b>Sidewalk Widening</b>	See Site Plan - Drawing 1/Sheet Z-001.00	Complies
ZR 93-63	<b>Pedestrian Circulation Space</b>	N/A per 93-63(d)	
ZR 93-64	<b>Major Building Entrances</b>	N/A to subarea A1	
ZR 93-66	<b>Open Area Requirements in Large-Scale Plan Subdistrict A</b>	N/A to subarea A1	
ZR 93-70	<b>PUBLIC ACCESS REQUIREMENTS</b>	See Sheets Z-020.00 - 0023.00	Complies
ZR 93-71		see Phasing Plan - Sheet Z-022.00	Complies
ZR 93-71 (c)		See Sheet Z-023.00	Complies
ZR 93-72		N/A to subarea A1	
ZR 93-73		N/A to subarea A1	
ZR 93-74		N/A to subarea A1	

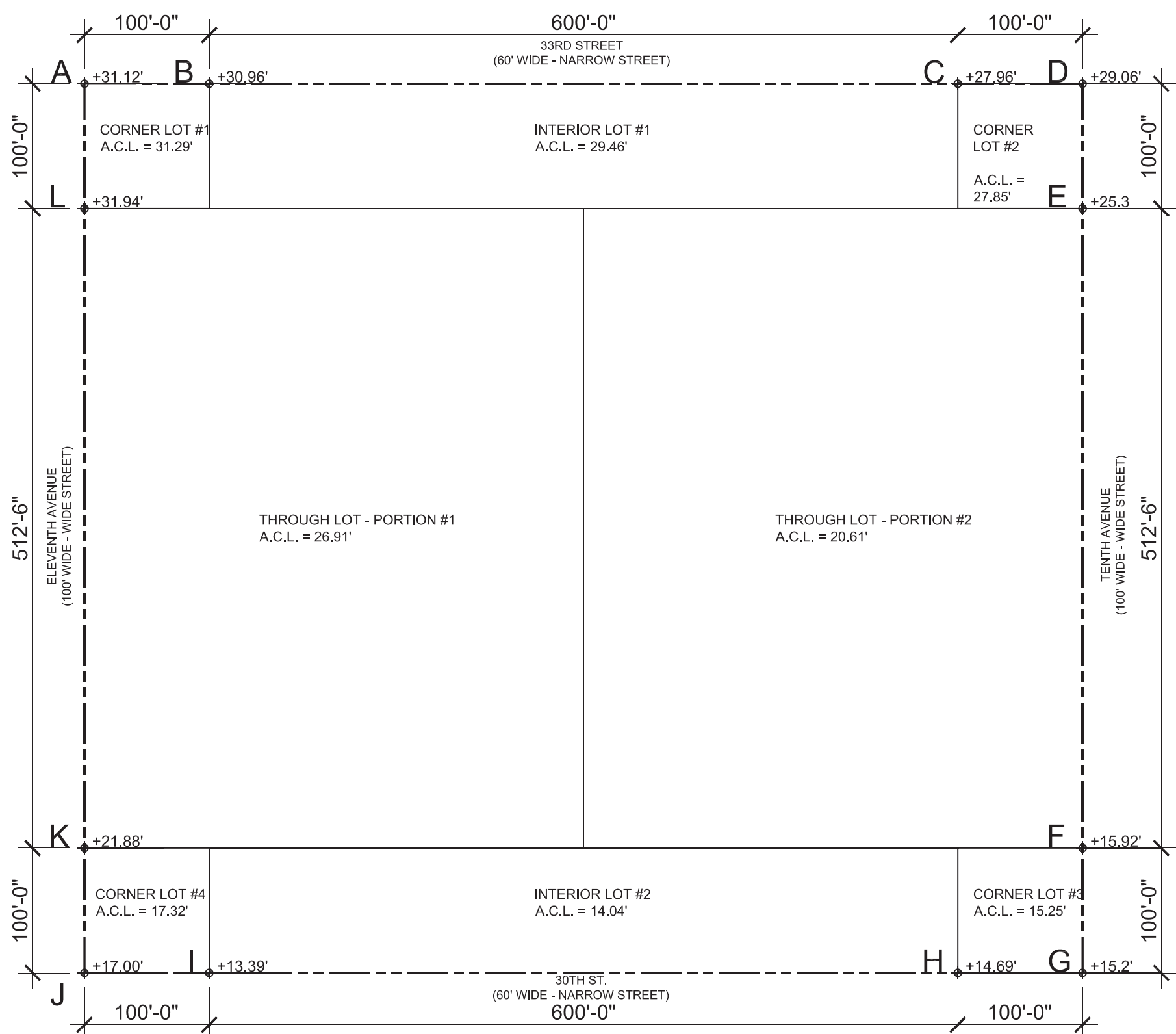
ZR 93-75		N/A to subarea A1	
ZR 93-76		N/A to subarea A1	
ZR 93-77		N/A to subarea A1	
ZR 93-78		N/A to subarea A1	
ZR 93-80	<b>PARKING</b>	Permitted 350 Provided 252 - See Drawings 02,03/Sheet Z-002.00	Complies
ZR 93-821(d)		N/A to subarea A1	
ZR 93-822		N/A to subarea A1	
ZR 93-83	<b>Use and Location of Parking Facilities</b>	All parking located above grade is located such that no portion of such parking facility is visible from adjoining streets or publicly accessible open areas. See sheet Z-100	Complies
ZR 93-831	<b>Authorization for above- grade parking</b>	N/A - above grade parking complies with paragraph b of Section 93-83.	
ZR 93-84	<b>Curb Cut Restrictions</b>	N/A - no new curb cuts proposed along Tenth or Eleventh Avenue	
ZR 93-841		N/A to subarea A1	
ZR 93-842		N/A to subarea A1	
ZR 93-85		N/A to subarea A1	
ZR 93-90	<b>Harassment</b>	N/A - no residential proposed under this application	
ZR 93-91	<b>Demolition</b>	N/A - no demolition of "Multiple Dwelling" proposed under this application	

## 2 ZONING CALCULATIONS

<b>CORNER LOT #1</b>				
$\frac{(A + B)/2}{2}$	+	$\frac{(A + L)/2}{2}$	+	$\frac{((31.12' + 30.96')/2) + ((31.12' + 31.94')/2)}{2}$
				<b>+ 31.29'</b>
<b>INTERIOR LOT #1</b>				
$\frac{B}{2}$	+	$\frac{C}{2}$	+	$\frac{30.96' + 27.96'}{2}$
				<b>+ 29.46'</b>
<b>CORNER LOT #2</b>				
$\frac{(C + D)/2}{2}$	+	$\frac{(D + E)/2}{2}$	+	$\frac{((27.96' + 29.06')/2) + ((29.06' + 25.3')/2)}{2}$
				<b>+ 27.85'</b>
<b>THROUGH LOT PORTION #2</b>				
$\frac{E}{2}$	+	$\frac{F}{2}$	+	$\frac{25.3' + 15.92'}{2}$
				<b>+ 20.61'</b>
<b>CORNER LOT #3</b>				
$\frac{(F + G)/2}{2}$	+	$\frac{(G + H)/2}{2}$	+	$\frac{((15.92' + 15.2')/2) + ((15.2' + 14.69')/2)}{2}$
				<b>+ 15.25'</b>
<b>INTERIOR LOT #2</b>				
$\frac{H}{2}$	+	$\frac{I}{2}$	+	$\frac{14.69' + 13.39'}{2}$
				<b>+ 14.04'</b>
<b>CORNER LOT #4</b>				
$\frac{(I + J)/2}{2}$	+	$\frac{(J + K)/2}{2}$	+	$\frac{((13.39' + 17.0')/2) + ((17.0' + 21.88')/2)}{2}$
				<b>+ 17.32'</b>
<b>THROUGH LOT #1</b>				
$\frac{K}{2}$	+	$\frac{L}{2}$	+	$\frac{21.88' + 31.94'}{2}$
				<b>+ 26.91'</b>

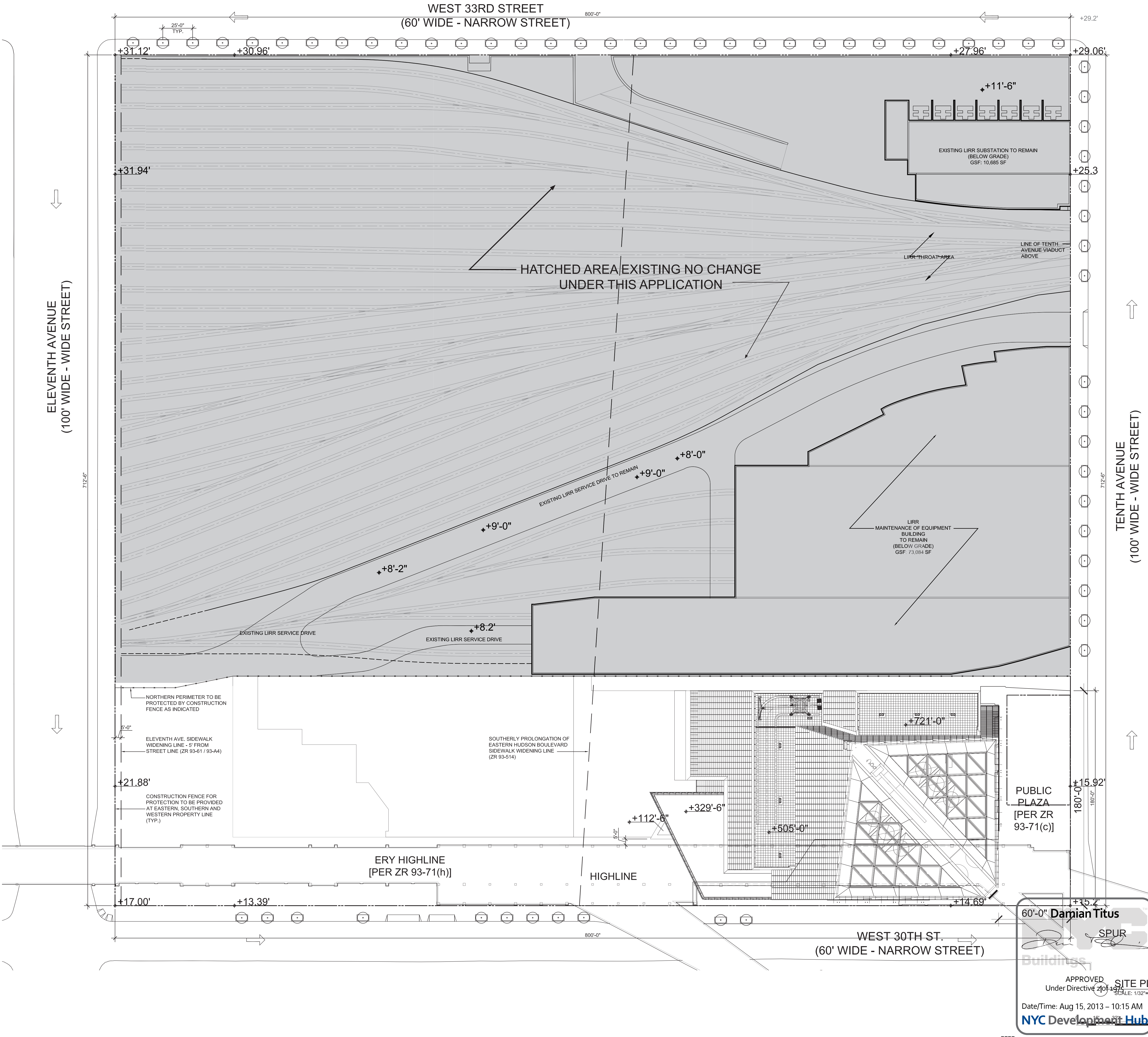
## 4 CURB LEVEL CALCULATION

SCALE: 1/128"=1'-0"



## 3 CURB LEVEL PLAN

SCALE: 1/128"=1'-0"



## HUDSON YARDS - TOWER C

Address  
501 WEST 30TH STREET  
NEW YORK, NY

Client  
Related Companies  
60 Columbus Circle  
New York, NY 10023  
Tel: 212.801.1000 Fax: 212.801.1048

Oxford Properties Group  
320 Park Avenue, 17th Floor  
New York, NY 10022  
Tel: 212.986.7514 Fax: 212.986.7510

Construction Manager  
Tishman Construction Corporation  
100 Park Avenue, 5th Floor  
New York, NY 10017  
Tel: 212.708.3600

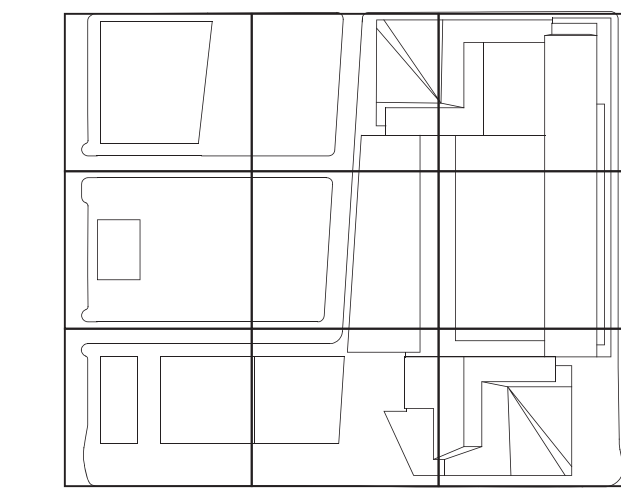
Architect  
Kohn Pedersen Fox Associates PC  
Architects & Planning Consultants  
11 West 42nd Street  
New York, NY 10036  
Tel: 212.977.6590 Fax: 212.956.2526

Structural Engineer  
Thomson Transmitt, Inc.  
51 Madison Avenue  
New York, NY 10010  
Tel: 917.661.7800 Fax: 917.661.7801

Mechanical, Electrical, Plumbing, Fire Protection  
Jarvis Baum & Bolles Consulting Engineers  
80 Pine Street  
New York, NY 10013  
Tel: 212.530.9300 Fax: 212.269.5894

1 D.O.B. BUILDING PERMIT FILING 02/22/2013

Key Plan



Date  
03/22/2013  
Project No.  
1776.10  
Drawing No.  
Z0-0001

Sheet Number

Drawing Title

ZONING  
SITE PLAN  
NOTES  
AVG. CURB

Drawing Number

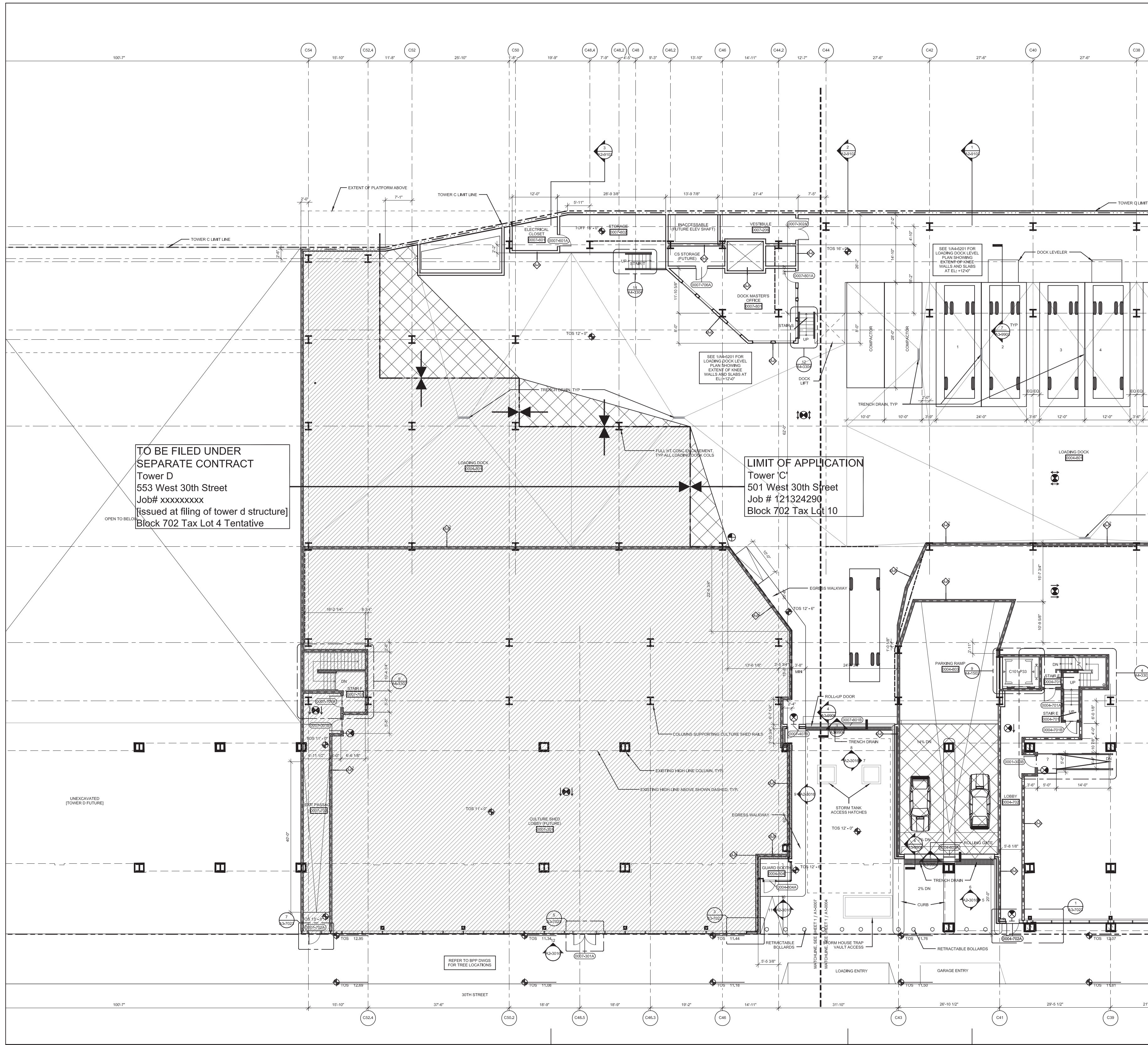
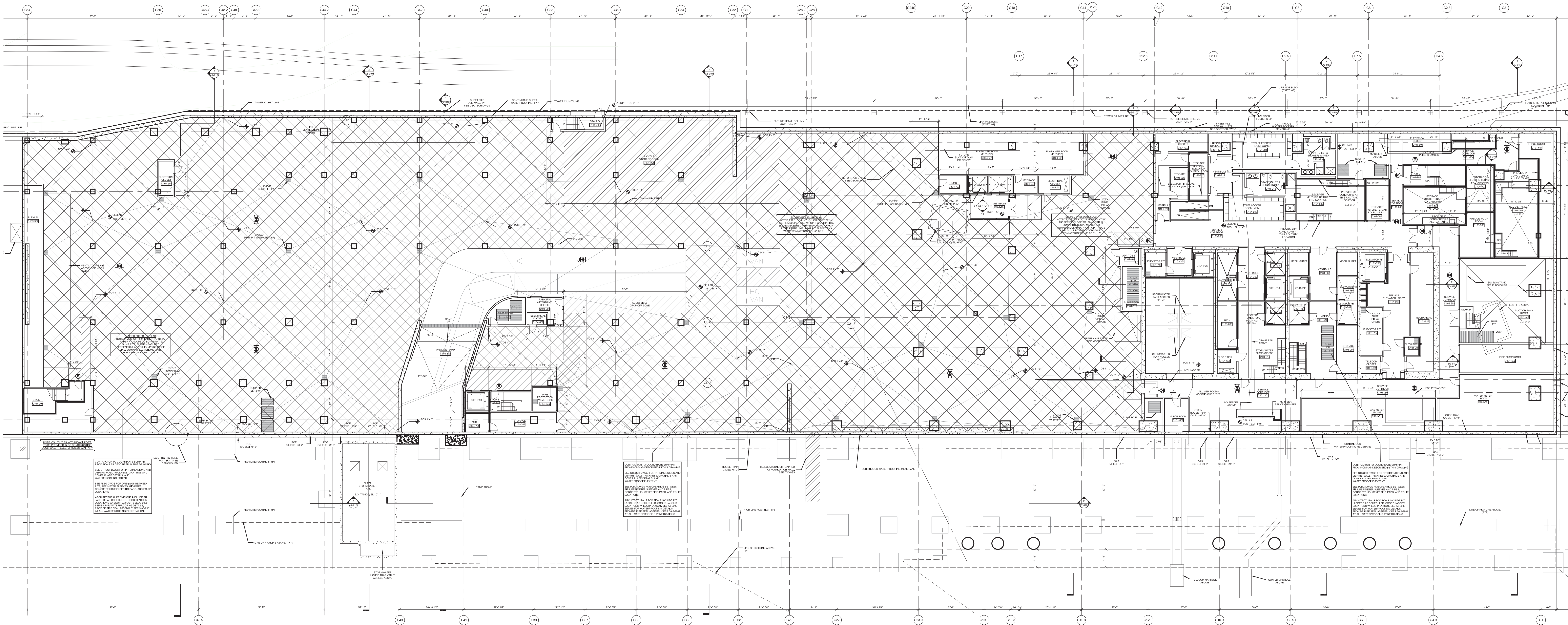
Z0-0001

8-5/11 Drawing Number

Z-001.00

SHEET 1 OF 66





FULLY ATTENDED ACCESSORY  
OFF-STREET PARKING  
2,500 SF PROVIDED  
= 12 SPACES AT 200SF/SPACE  
(ZR 36-521)

2 PARTIAL PLAN AT GROUND FLOOR  
SCALE: 1/16\"/>

3 PARTIAL PLAN AT FLOOR C1  
SCALE: 1/16\"/>

FULLY ATTENDED ACCESSORY  
OFF-STREET PARKING  
48,071 SF PROVIDED  
= 240 SPACES AT 200SF/SPACE  
(ZR 36-521)

BICYCLE STORAGE PER (ZR 36-70)  
2,820 SF PROVIDED  
= 188 SPACES AT 15SF/SPACE

## HUDSON YARDS - TOWER C

Address  
501 WEST 30TH STREET  
NEW YORK, NY

Client  
Related Companies  
60 Columbus Circle  
New York, NY 10023  
Tel: 212.801.1000 Fax: 212.801.1048

Oxford Properties Group  
320 Park Avenue, 17th Floor  
New York, NY 10022  
Tel: 212.986.7514 Fax: 212.986.7510

Construction Manager  
Tishman Construction Corporation  
100 Park Avenue, 5th Floor  
New York, NY 10017  
Tel: 212.708.3600

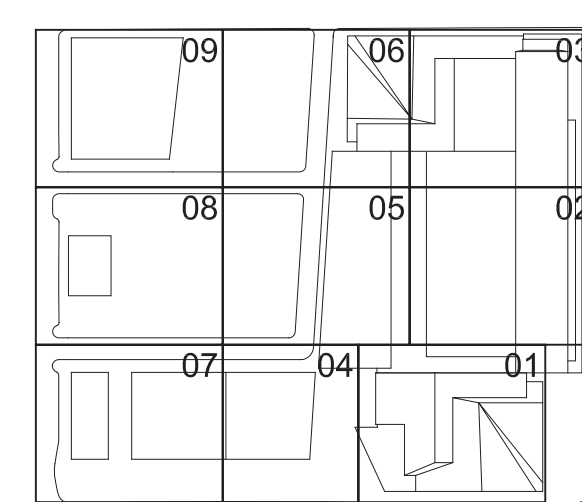
Architect  
Kohn Pedersen Fox Associates PC  
Architects & Planning Consultants  
11 West 42nd Street  
New York, NY 10036  
Tel: 212.977.6590 Fax: 212.956.2526

Structural Engineer  
Thomson Transmitt, Inc.  
51 Madison Avenue  
New York, NY 10010  
Tel: 917.661.7800 Fax: 917.661.7801

Mechanical, Electrical, Plumbing, Fire Protection  
James Baum & Bolles Consulting Engineers  
80 Pine Street  
New York, NY 10013  
Tel: 212.530.9300 Fax: 212.269.5894

1 D.O.B. BUILDING PERMIT FILING 03/22/2013  
No. 1776.10  
Date

Key Plan



Date

03/22/2013

Project No.

1776.10

Sheet No.

HYE-TC-ZO-0002

Drawing Title

ZONING  
PARKING  
BICYCLE PARKING  
REQUIREMENTS

Drawing Number

ZO-0002

R-S-C-V Drawing Number

Z-0002.00

SHEET 2 OF 66

© 2013 KOHN PEDERSEN FOX ASSOCIATES PC. All rights reserved.



Filename: P:\Projects\1778\_WestSideYards\Drawings\CAD\Sheet\TCD08\_Permit\_Series\HYE-TC-Z0-0100.dwg Plotted by: RReginald.Green, Roan Plot Time: 3/27/2013 2:31 PM

HUDSON YARDS - TOWER C - 501 WEST 30TH STREET  
PROPOSED BUILDING

USE		GFA	DEDUCTIONS	ZFA	
FLOOR	49M	MECHANICAL	1,737	1,737	0
FLOOR	49	MECHANICAL	16,495	16,495	0
FLOOR	48	MECHANICAL	19,619	19,619	0
FLOOR	47	OFFICE	19,807	1,605	18,202
FLOOR	46	OFFICE	24,150	1,766	22,384
FLOOR	45	OFFICE	24,460	1,766	22,694
FLOOR	44	OFFICE	24,770	1,766	23,004
FLOOR	43	OFFICE	25,079	1,766	23,313
FLOOR	42	OFFICE	25,389	1,766	23,623
FLOOR	41	OFFICE	25,698	1,766	23,932
FLOOR	40	OFFICE	26,008	1,766	24,242
FLOOR	39	OFFICE	26,317	1,766	24,551
FLOOR	38	OFFICE	26,627	1,779	24,848
FLOOR	37	OFFICE	26,936	1,766	25,170
FLOOR	36	OFFICE	27,245	1,770	25,475
FLOOR	35	OFFICE	27,555	1,766	25,789
FLOOR	34M	MECHANICAL	886	886	0
FLOOR	34	MECHANICAL	28,139	28,139	0
FLOOR	33	OFFICE	28,482	3,225	25,257
FLOOR	32	OFFICE	28,465	1,860	26,605
FLOOR	31	OFFICE	35,094	2,515	32,579
FLOOR	30	OFFICE	35,391	2,514	32,877
FLOOR	29	OFFICE	35,109	2,514	32,595
FLOOR	28	OFFICE	35,984	3,197	32,787
FLOOR	27	OFFICE	36,281	2,851	33,430
FLOOR	26	OFFICE	36,577	3,318	33,259
FLOOR	25	OFFICE	36,875	2,732	34,143
FLOOR	24	OFFICE	37,151	4,119	33,032
FLOOR	23	OFFICE	37,424	4,167	33,257
FLOOR	22	OFFICE	37,695	3,081	34,614
FLOOR	21	OFFICE	37,964	4,627	33,337
FLOOR	20	OFFICE	36,101	2,783	33,318
FLOOR	19	OFFICE	36,036	2,756	33,280
FLOOR	18	OFFICE	39,767	2,756	37,011
FLOOR	17	OFFICE	41,140	2,756	38,384
FLOOR	16	OFFICE	39,770	2,756	37,014
FLOOR	15	OFFICE	41,139	2,756	38,383
FLOOR	14	OFFICE	39,762	2,756	37,006
FLOOR	13	OFFICE	41,126	2,756	38,370
FLOOR	12	OFFICE	39,743	2,756	36,987
FLOOR	11	OFFICE	41,101	2,756	38,345
FLOOR	10	OFFICE	39,710	2,756	36,954
FLOOR	9	OFFICE	41,065	2,752	38,313
FLOOR	8	OFFICE	39,672	2,756	36,916
FLOOR	7	OFFICE	41,543	2,756	38,787
FLOOR	6	OFFICE	43,567	3,110	40,457
FLOOR	5M	MECHANICAL	8,808	8,808	0
FLOOR	5	MECHANICAL	43,682	43,682	0
FLOOR	4	MECHANICAL	42,134	42,134	0
FLOOR	3	MECHANICAL	14,311	14,311	0
		OFFICE	15,025	0	15,025
FLOOR	2	OFFICE	11,258	711	10,547
FLOOR	2ST	MECHANICAL	1,145	1,145	0
FLOOR	1	OFFICE	27,766	2,060	25,706
GRND FL MEZZ		MECHANICAL	3,526	3,526	0
GROUND FLOOR		LOADING	6,336	6,336	0
		RETAIL	41,869	0	41,869
		PARKING	2,500	2,500	0
		OFFICE	38,827	1,533	37,294
CELLAR	C	MECHANICAL	22,167	22,167	0
		PARKING	56,514	56,514	0
		BIKE PARKING	2,820	2,820	0

TOTALS	RETAIL USE	41,869	0	41,869
	OFFICE USE	1,753,469	380,374	1,373,095

TOTAL PROPOSED BUILDING    1,795,338    380,374    1,414,964

EXISTING BUILDINGS ON ZONING LOT

CELLAR	C	EXISTING MTA/LIRR MAINTENANCE BLDG	73,084	73,084	0
		EXISTING MTA/LIRR SUBSTATION	10,685	10,685	0

TOTALS	TOTAL EXISTING BUILDINGS	83,769	83,769	0
--------	--------------------------	--------	--------	---

TOTAL WHOLE ZONING LOT    1,879,107    464,143    1,414,964

1 FLOOR AREA SCHEDULE    APPROVED    NTS    Under Directive 2 of 1975

Date/Time: Aug 15, 2013 - 10:15 AM

NYC Development Hub

Address  
501 WEST 30TH STREET  
NEW YORK, NY



Client  
Related Companies  
60 Columbus Circle  
New York, NY 10023  
Tel: 212.801.1000 Fax: 212.801.1048

Oxford Properties Group  
320 Park Avenue, 17th Floor  
New York, NY 10022  
Tel: 212.986.7514 Fax: 212.986.7510

Construction Manager  
Tishman Construction Corporation  
100 Park Avenue, 5th Floor  
New York, NY 10017  
Tel: 212.708.3600

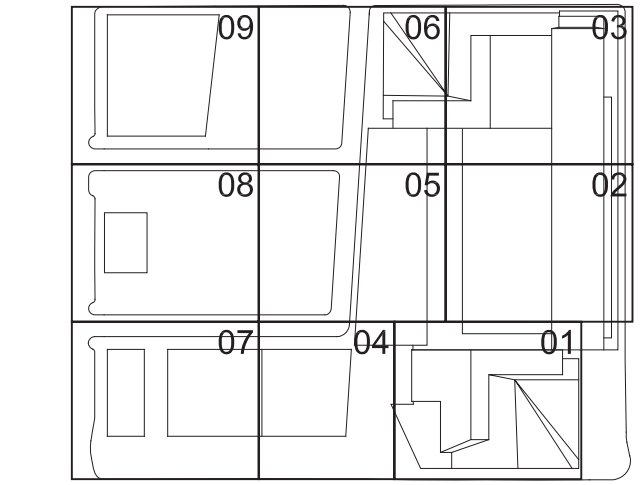
Architect  
Kohn Pedersen Fox Associates PC  
Architects & Planning Consultants  
11 West 42nd Street  
New York, NY 10036  
Tel: 212.977.6500 Fax: 212.956.2526

Structural Engineer  
Thomson Tomasetti, Inc.  
51 Madison Avenue  
New York, NY 10010  
Tel: 917.661.7800 Fax: 917.661.7801

Mechanical, Electrical, Plumbing, Fire Protection  
Jarvis Baum & Bolles Consulting Engineers  
80 Pine Street  
New York, NY 10013  
Tel: 212.530.9300 Fax: 212.269.5894

1	D.O.B. BUILDING PERMIT FILING	02/22/2013
No.	Date	Date

Key Plan



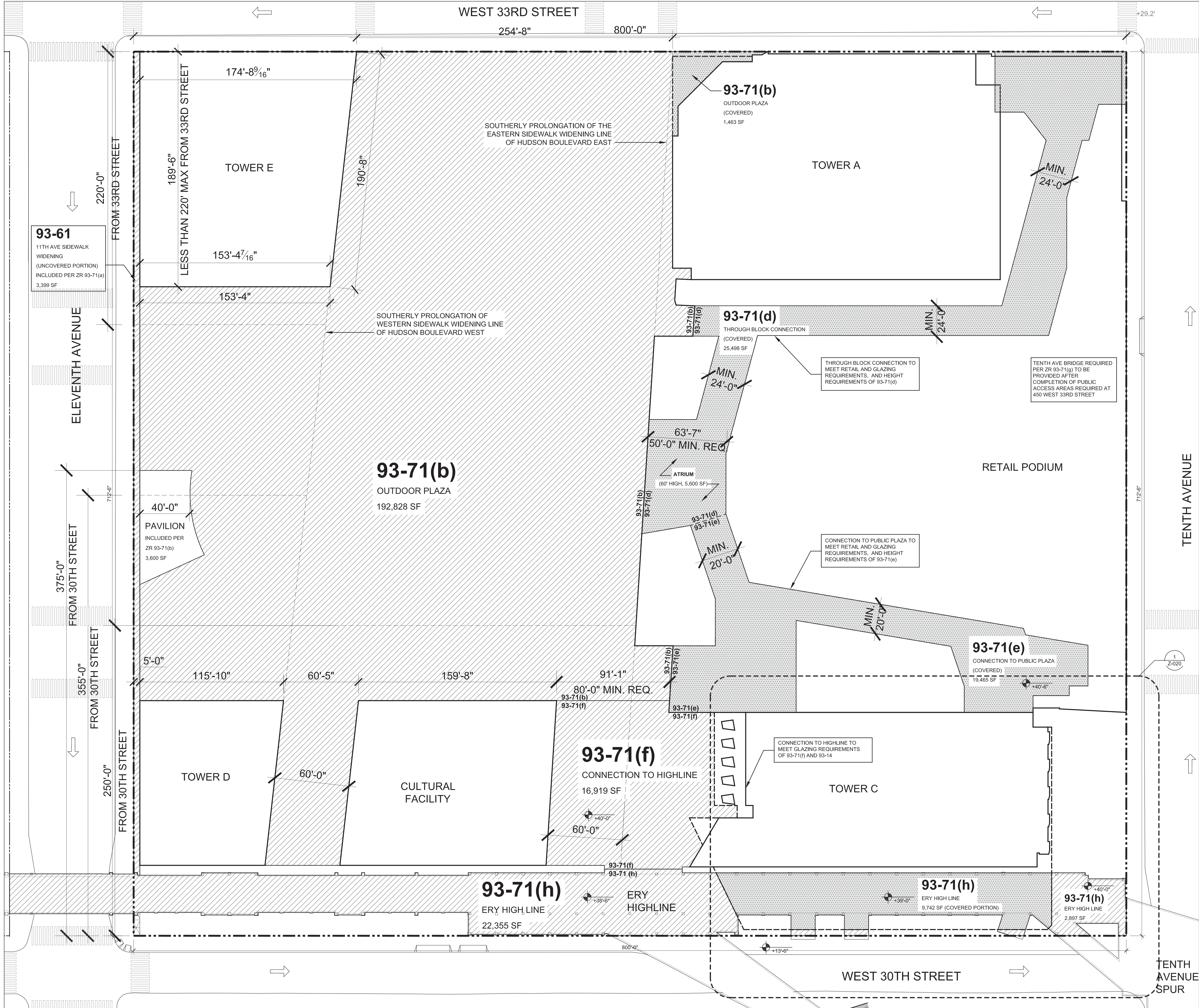
Date  
03/22/2013  
Project No.  
1776.10  
Sheet No.  
HYE-TC-Z0-0100

Drawing Title  
ZONING FLOOR AREA CALCULATIONS

Director Number  
Z0-0100  
R-SCM Drawing Number  
Z-010.00



Filename: P:\Projects\1773\_WestSideYards\Drawings\CAD\Sheet\TC0200\_0000.dwg Plotted by: Reginald Green, Roan Plot Time: 3/21/2013 2:34 PM



3 PUBLIC ACCESS AREAS AT PLAZA LEVEL  
SCALE: 1/32"=1'-0"

KEY

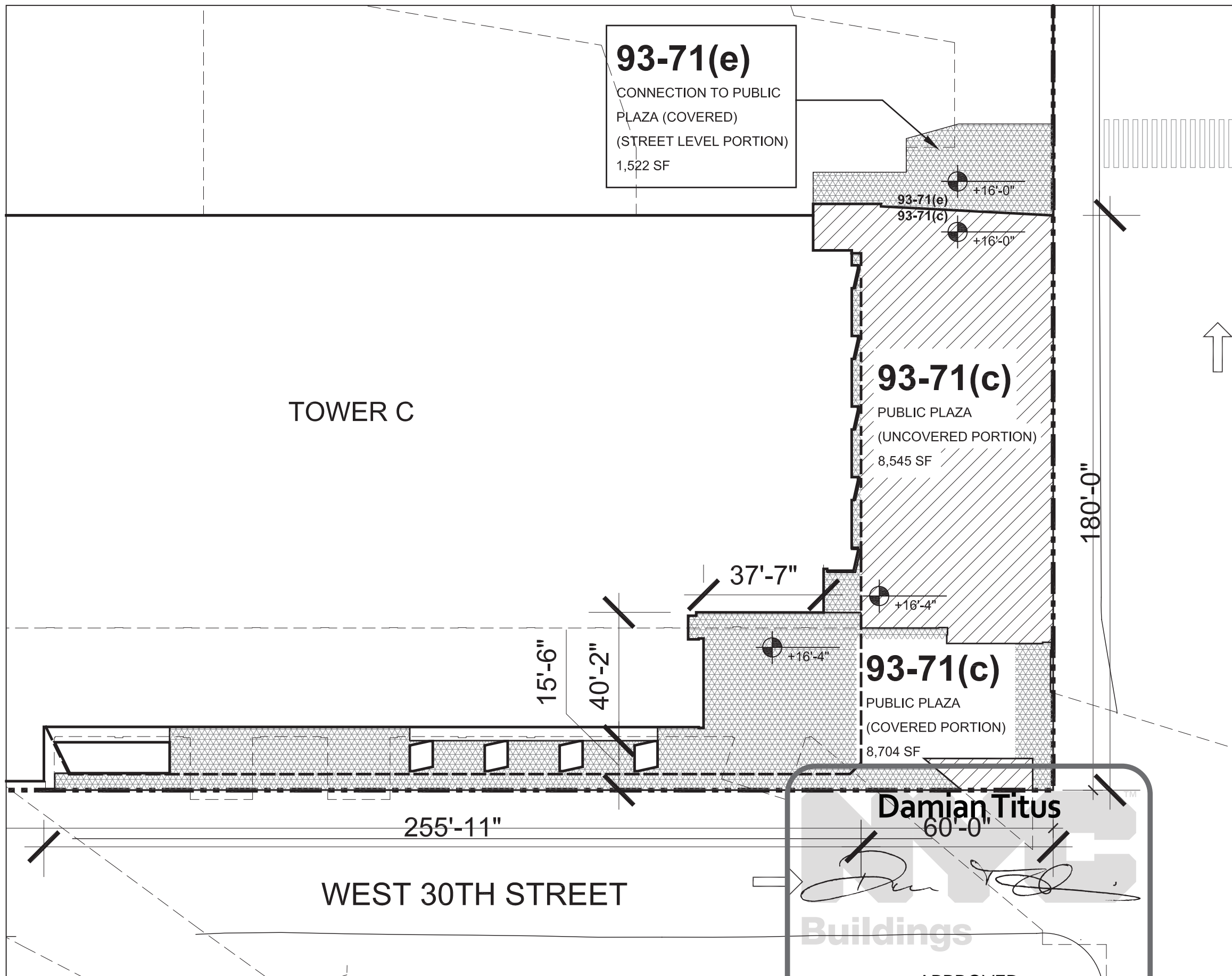
- ZONING LOT BOUNDARY AND PROPERTY LINE
- PUBLIC ACCESS AREAS - OPEN TO THE SKY- PER ZR 93-71 (TOTAL = 246,943 SF)
- PUBLIC ACCESS AREAS - COVERED - PER ZR 93-71 (TOTAL = 66,557 SF)

-BUILDING LOCATION AND DIMENSIONS  
SUBJECT TO CHANGE  
-INFORMATION OUTSIDE ZONING LOT  
BOUNDARY SHOWN FOR ILLUSTRATIVE  
PURPOSES ONLY

-NOTE: WILL COMPLY WITH  
ALL OTHER APPLICABLE  
REQUIREMENTS OF ZR-33-70  
INCLUSIVE

Zoning Lot Area		Zoning lot (sf)	570,000	
PUBLIC ACCESS AREAS (sf) (Per ZR 93-71)		OPEN TO SKY	COVERED	TOTAL
93-71(b)	Outdoor Plaza	192,828		192,828
93-61	11th Ave. sidewalk widening	3,399		3,399
93-71(f)	Connection to High Line	16,919		16,919
93-71( c)	Public Plaza (Uncovered Portion)	8,545		8,545
93-71(h)	Highline Area (uncovered portion)	25,252		25,252
93-71(b)	Outdoor Plaza (covered portion)		1,463	1,463
93-71( c)	Public Plaza (covered portion)		8,704	8,704
93-61	11th Ave. sidewalk widening (covered portion)		163	163
93-71(d)	Through Block Connection + atrium (covered)		25,498	25,498
93-71( e)	Connection to Public Plaza covered		19,465	19,465
93-71( e)	Connection to Public Plaza covered (street level portion)		1,522	1,522
93-71(h)	Highline Area - (covered portion)		9,742	9,742
SUB TOTAL		246,943	66,557	313,500
% of Lot		43.32%		55.00%
MIN. REQUIRED		228,000		313,500
% of Lot		40%		55.00%

2 PUBLIC ACCESS AREA CALCULATIONS



1 PUBLIC ACCESS AREAS AT STREET LEVEL  
SCALE: 1/32"=1'-0"

Date/Time: Aug 15, 2013 - 10:15 AM  
NYC Development Hub

HUDSON YARDS -  
TOWER C

Address  
501 WEST 30TH STREET  
NEW YORK, NY

Client  
Related Companies  
60 Columbus Circle  
New York, NY 10023  
Tel: 212.801.1000 Fax: 212.801.1048

Oxford Properties Group  
320 Park Avenue, 17th Floor  
New York, NY 10022  
Tel: 212.986.7514 Fax: 212.986.7510

Construction Manager  
Tishman Construction Corporation  
100 Park Avenue, 5th Floor  
New York, NY 10017  
Tel: 212.708.3600

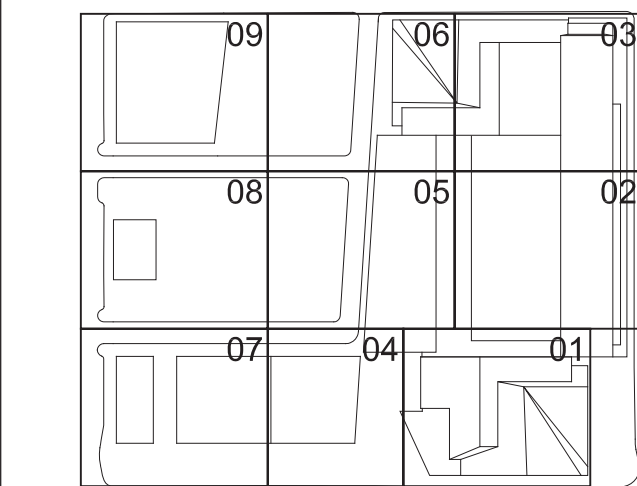
Architect  
Kohn Pedersen Fox Associates PC  
Architects & Planning Consultants  
11 West 42nd Street  
New York, NY 10036  
Tel: 212.977.6500 Fax: 212.956.2526

Structural Engineer  
Thomson Transmitt, Inc.  
51 Madison Avenue  
New York, NY 10010  
Tel: 917.661.7800 Fax: 917.661.7801

Mechanical, Electrical, Plumbing, Fire Protection  
Jarvis Baum & Bolles Consulting Engineers  
80 Pine Street  
New York, NY 10013  
Tel: 212.530.9300 Fax: 212.269.5894

1 D.O.B. BUILDING PERMIT FILING 03/22/2013  
No Date Date

Key Plan



Date  
03/22/2013  
Project No.  
1776.10  
Sheet Number  
HYE-TC-Z0-0200  
Drawing Title  
ZONING  
FUTURE REQUIRED  
PUBLIC ACCESS  
AREAS  
Drawing Number  
Z0-0200  
8-SCM Drawing Number  
Z-020.00

APPROVED  
Damian Titus  
Buildings

APPROVED  
Damian Titus  
Buildings







Phase	Tower	Anticipated Cumulative Floor Area Provided*	Public Access Area New This Phase	Cumulative Public Access Area Provided	Percentage of Total Access Area provided
Phase 1	Tower C	1,414,964	52,243	52,243	17%

\*FLOOR AREA PER BUILDING SUBJECT TO CHANGE ② PUBLIC ACCESS AREAS BY PHASE

TOTAL ZONING LOT AREA:  
570,000 SF

KEY

----- ZONING LOT BOUNDARY AND PROPERTY LINE

PUBLIC ACCESS AREAS NEW THIS PHASE

NEW BUILDING THIS PHASE

PUBLIC ACCESS AREAS EXISTING PER PREVIOUS PHASE

EXISTING BUILDING PER PREVIOUS PHASE

-NOTE: WILL COMPLY WITH ALL OTHER APPLICABLE REQUIREMENTS OF SECTION 93-70 INCLUSIVE

HUDSON YARDS - TOWER C

Address  
501 WEST 30TH STREET  
NEW YORK, NY

Client  
Related Companies  
60 Columbus Circle  
New York, NY 10023  
Tel: 212.801.1000 Fax: 212.801.1048

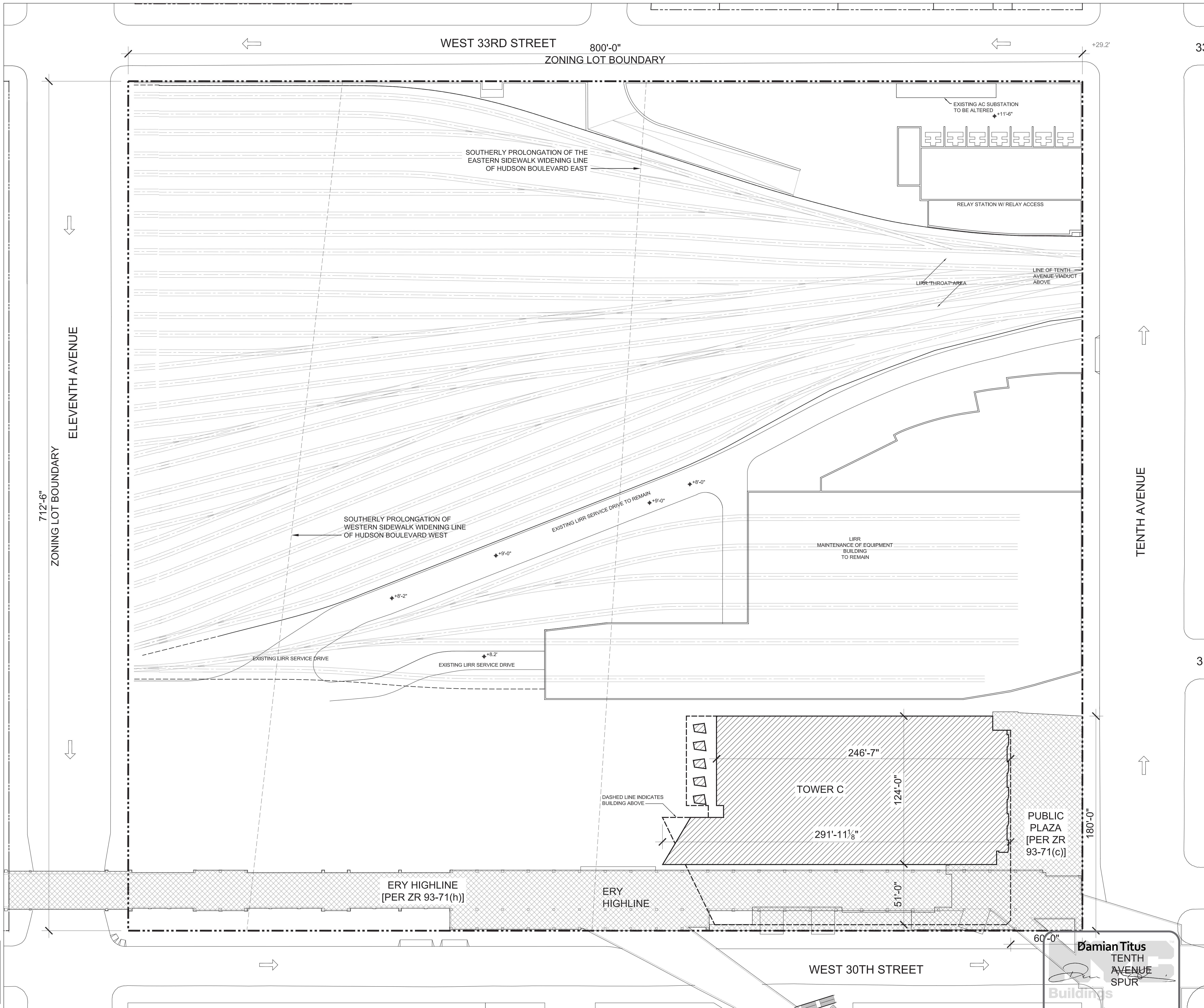
Oxford Properties Group  
320 Park Avenue, 17th Floor  
New York, NY 10022  
Tel: 212.986.7514 Fax: 212.986.7510

Construction Manager  
Tishman Construction Corporation  
100 Park Avenue, 5th Floor  
New York, NY 10017  
Tel: 212.708.3600

Architect  
Kohn Pedersen Fox Associates PC  
Architects & Planning Consultants  
11 West 42nd Street  
New York, NY 10036  
Tel: 212.977.6590 Fax: 212.956.2526

Structural Engineer  
Thomson Tomasetti, Inc.  
51 Madison Avenue  
New York, NY 10010  
Tel: 917.661.7800 Fax: 917.661.7801

Mechanical, Electrical, Plumbing, Fire Protection  
Jarvis Baum & Bolles Consulting Engineers  
80 Pine Street  
New York, NY 10013  
Tel: 212.530.9300 Fax: 212.269.5894



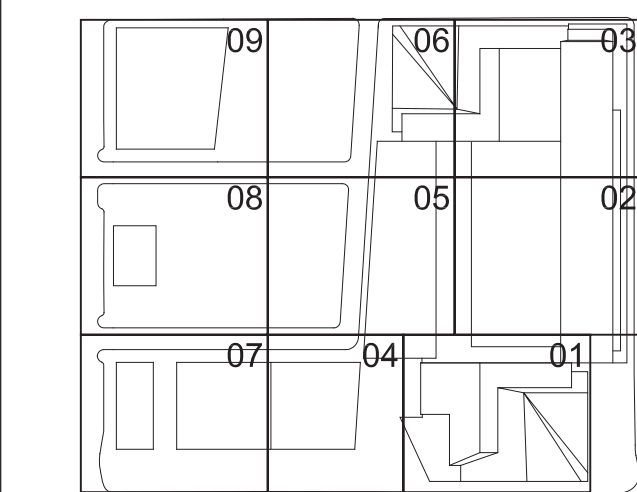
\*CONSTRUCTION FENCE WILL BE IN PLACE FOR PROTECTION AT LIMITS OF BUILDING AND PUBLIC ACCESS AREAS TO BE PROVIDED IN THIS PHASE

APPROVED  
Damian Titus  
TENTH AVENUE SPUR  
NYC Development Hub  
Date/Time: Aug 15, 2013 - 10:15 AM  
Scale: 1/32" = 1'-0"

1 D.O.B. BUILDING PERMIT FILING 02/22/2013

No. Date

Key Plan

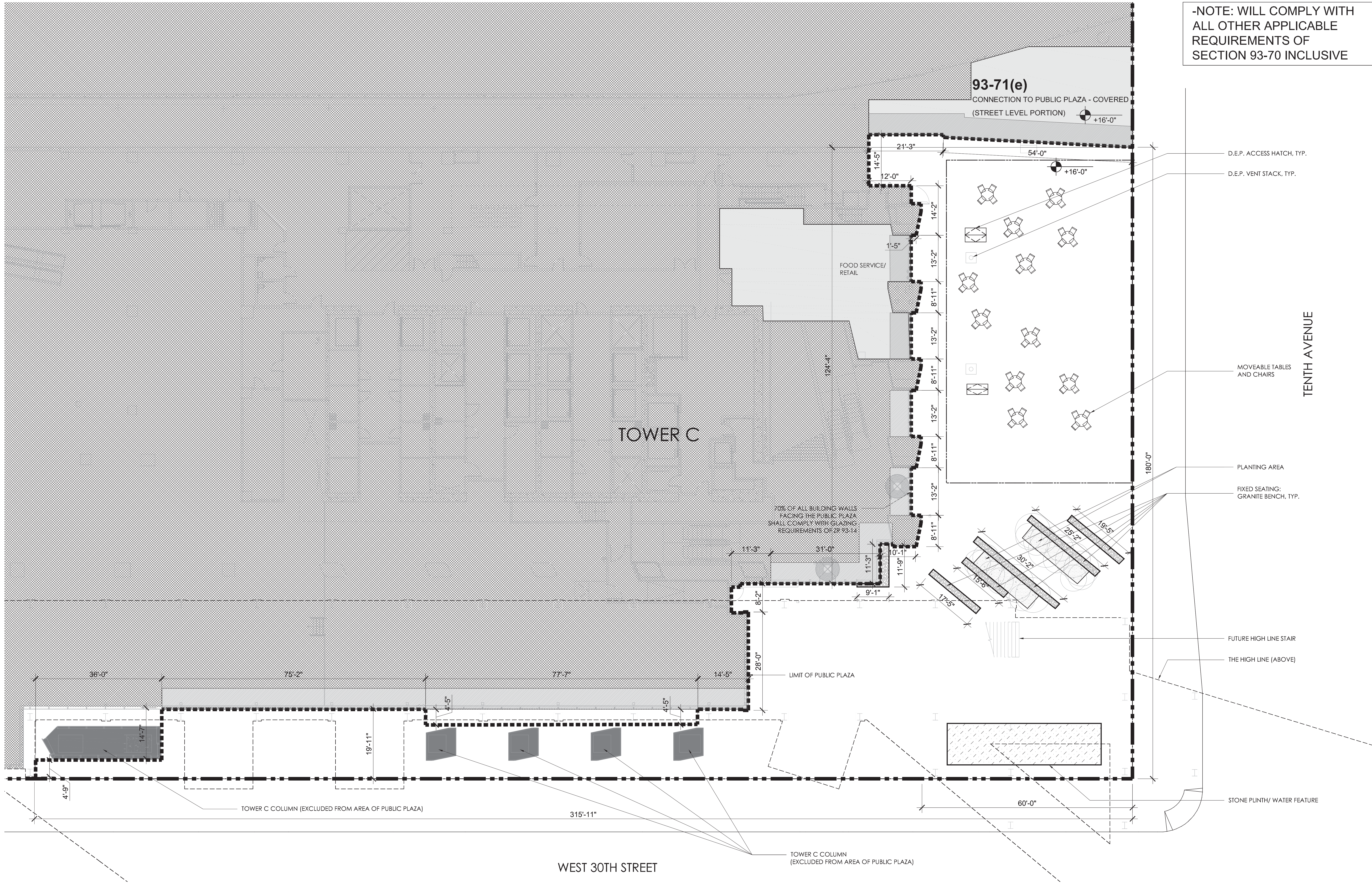


Date: 03/22/2013  
Project No: 1776.10  
Sheet Number: HYE-TC-Z0-0202  
Drawing Title: ZONING PUBLIC ACCESS AREAS PHASING PHASE 02

ZONING PUBLIC ACCESS AREAS PHASING PHASE 02  
Z0-0202  
R/S/AY Drawing Number  
Z-022.00



File Name: P:\Projects\1776\_WestsideYardsDrawings\CAD\Sheet\TC0203\_003.dwg Plotted by: E:\jgarcia\Green\_Robot Plotted Time: 3/21/2013 3:23 PM



**LEGEND**

- PROPERTY LINE & ZONING LOT
- TREE
- PLANTING BED
- MOVEABLE TABLES AND CHAIRS
- FIXED BENCH
- WATER FEATURE
- HIGHLINE COLUMN
- AREA EXCLUDED FROM PUBLIC PLAZA
- BUILDING WALLS FRONTING PUBLIC PLAZA TO MEET ZR 93-14(c)

-BUILDING FLOOR PLAN SHOWN FOR ILLUSTRATIVE PURPOSES ONLY

-INFORMATION OUTSIDE ZONING LOT SHOWN FOR INFORMATIONAL PURPOSES ONLY

ZONING SECTION	REQUIRED/PERMITTED	PROVIDED	NOTES
ZR 93-71(c)	LOCATION AT INTERSECTION OF TENTH AVENUE AND WEST 30TH STREET	LOCATED AT INTERSECTION OF TENTH AVENUE AND WEST 30TH STREET	COMPLIES
PUBLIC PLAZA	MINIMUM AREA OF 12,000 SF	17,249 SF PROVIDED	COMPLIES
	FRONTAGE		
	MIN. 380' ALONG TENTH AVENUE	380' OF FRONTAGE PROVIDED ALONG TENTH AVENUE	COMPLIES
	MIN. 60' ALONG WEST 30TH STREET	315'-11" OF FRONTAGE PROVIDED ALONG WEST 30TH STREET	COMPLIES
	SUCH PLAZA SHALL BE OPEN TO THE SKY EXCEPT THAT SUCH SPACE MAY BE COVERED BY THE #ERY HIGH LINE# STRUCTURE, INCLUDING ANY CONNECTIONS TO THE #ERY HIGH LINE# OR DESIGN FEATURES, AS WELL AS A #BUILDING# OR PORTION OF A #BUILDING# AS ALLOWED PURSUANT TO SECTION 93-514, PARAGRAPH (a) (4), EXCEPT THAT NO #BUILDING# OR PORTION OF A #BUILDING# SHALL ENCR OACH WITHIN THE AREA THAT IS WITHIN 60 FEET OF TENTH AVENUE AND 180 FEET OF WEST 30TH STREET	SUCH PLAZA IS OPEN TO THE SKY EXCEPT THOSE PORTIONS WHICH ARE COVERED BY THE #ERY HIGH LINE# STRUCTURE, INCLUDING ANY CONNECTIONS TO THE #ERY HIGH LINE# OR DESIGN FEATURES, AS WELL AS A #BUILDING# OR PORTION OF A #BUILDING# AS ALLOWED PURSUANT TO SECTION 93-514, PARAGRAPH (a) (4). NO #BUILDING# OR PORTION OF A #BUILDING# ENCR OACHS WITHIN THE AREA THAT IS WITHIN 60 FEET OF TENTH AVENUE AND 180 FEET OF WEST 30TH STREET	COMPLIES
	NO MORE THAN 50 PERCENT OF THE PUBLIC PLAZA SHALL BE COVERED BY THE PERMITTED OBSTRUCTIONS DESCRIBED IN SECTION 37-726, PARAGRAPH (a), AS WELL AS ANY VENTS OR SHAFTS THAT ARE PLACED BY THE DEPARTMENT OF ENVIRONMENTAL PROTECTION WITH THE PORTION OF THE PUBLIC PLAZA THAT IS SUBJECT TO AN ACCESS EASEMENT	MAXIMUM PERMITTED OBSTRUCTIONS 50% OF 17,287 = 8,624.5 SF TOTAL PLAZA OBSTRUCTED = 1,621 SF (9.4%)	COMPLIES (SEE SHEET Z1-04)

NO LESS THAN 120 LINEAR FEET OF FIXED SEATING REQUIRED	128'-6" LINEAR FEET PROVIDED	COMPLIES
NO LESS THAN 12 MOVEABLE TABLES AND 48 MOVEABLE CHAIRS REQUIRED	12 MOVEABLE TABLES AND 48 MOVEABLE CHAIRS PROVIDED	COMPLIES
NO LESS THAN FOUR TREES OR MULTI-STEMMED EQUIVALENTS MEASURING AT LEAST 4 INCHES IN CALIPER = 16" TOTAL CALIPER INCHES REQUIRED	40 TOTAL CALIPER INCHES OF TREE PROVIDED	COMPLIES
TWO OF THE FOLLOWING AMENITIES: ARTWORK, WATER FEATURE, FOOD SERVICE LOCATED IN A RETAIL SPACE DIRECTLY ACCESSIBLE FROM THE PUBLIC PLAZA	WATER FEATURE PROVIDED, FOOD SERVICE PROVIDED IN LOCATION DIRECTLY ACCESSIBLE FROM PUBLIC PLAZA	COMPLIES
GLAZING REQUIREMENTS OF SECTION 93-14, PARAGRAPH (c), SHALL APPLY TO AT LEAST 70 PERCENT OF THE LENGTH OF ALL BUILDING WALLS FACING EACH SIDE OF THE PUBLIC PLAZA	TOTAL LENGTH OF BUILDING WALL FACING EACH SIDE OF PUBLIC PLAZA = 460'-8" (70% = 322'-6") TOTAL LENGTH OF BUILDING WALL FACING EACH SIDE OF PUBLIC PLAZA WHICH COMPLIES WITH GLAZING REQUIREMENTS OF ZR 93-14(c) = 327'-1" > 322'-6"	COMPLIES
25 PERCENT OF THE FRONTAGE OF ALL #BUILDING# WALLS FACING THE PORTION OF THE PUBLIC PLAZA THAT IS WITHIN 60 FEET OF TENTH AVENUE AND 180 FEET OF WEST 30TH STREET SHALL BE OCCUPIED BY #USES# LISTED IN USE GROUPS 6A AND 6C OR THE CONNECTION TO THE PUBLIC PLAZA DESCRIBED IN PARAGRAPH (e)	TOTAL BUILDING WALL FRONTAGE FACING THE PORTION OF THE PUBLIC PLAZA WITHIN 60 FEET OF TENTH AVENUE AND 180 FEET OF WEST 30TH STREET = 184'-4"	COMPLIES
	25% MIN. FRONTAGE REQUIRED TO COMPLY = 46'-1" FRONTAGE WHICH CONTAINS #USES# LISTED IN USE GROUPS 6A AND 6C OR THE CONNECTION TO PUBLIC PLAZA = 101'-7"	COMPLIES

1 PUBLIC PLAZA PLAN  
SCALE: 1"=10'-0"

2 PUBLIC PLAZA ZONING NOTES  
Under Directive 2 of 1975

Damian Titus  
REGISTERED ARCHITECT  
STATE OF NEW YORK

Date/Time: Aug 15, 2013 - 10:15 AM  
NYC Development Hub

**HUDSON YARDS - TOWER C**

Address  
501 WEST 30TH STREET  
NEW YORK, NY

*Client*  
Related Companies  
60 Columbus Circle  
New York, NY 10023  
Tel: 212.801.1000 Fax: 212.801.1048

Oxford Properties Group  
320 Park Avenue, 17th Floor  
New York, NY 10022  
Tel: 212.986.7514 Fax: 212.986.7510

*Construction Manager*  
Tishman Construction Corporation  
100 Park Avenue, 5th Floor  
New York, NY 10017  
Tel: 212.708.3600

*Architect*  
Kohn Pedersen Fox Associates PC  
Architects & Planning Consultants  
11 West 42nd Street  
New York, NY 10036  
Tel: 212.977.6900 Fax: 212.956.2526

*Structural Engineer*  
Thornton Tomasetti, Inc.  
51 Madison Avenue  
New York, NY 10010  
Tel: 917.661.7800 Fax: 917.661.7801

*Mechanical, Electrical, Plumbing, Fire Protection*  
Jared Baum & Bolles Consulting Engineers  
80 Pine Street  
New York, NY 10013  
Tel: 212.530.9300 Fax: 212.269.5894

1 D.O.B. BUILDING PERMIT FILING 03/22/2013  
Date Time

Key Plan

03/22/2013  
Project No: 1776.10  
Drawing No: HYE-TC-ZO-0203  
Sheet Name: HYE-TC-ZO-0203  
Drawing Title: ZONING PUBLIC PLAZA PUBLIC ACCESS AREAS  
Drawing Number: ZO-0203  
8-5/13 Drawing Number: Z-023.00

REGISTERED ARCHITECT  
STATE OF NEW YORK  
Damian Titus

NYC Development Hub

Under Directive 2 of 1975

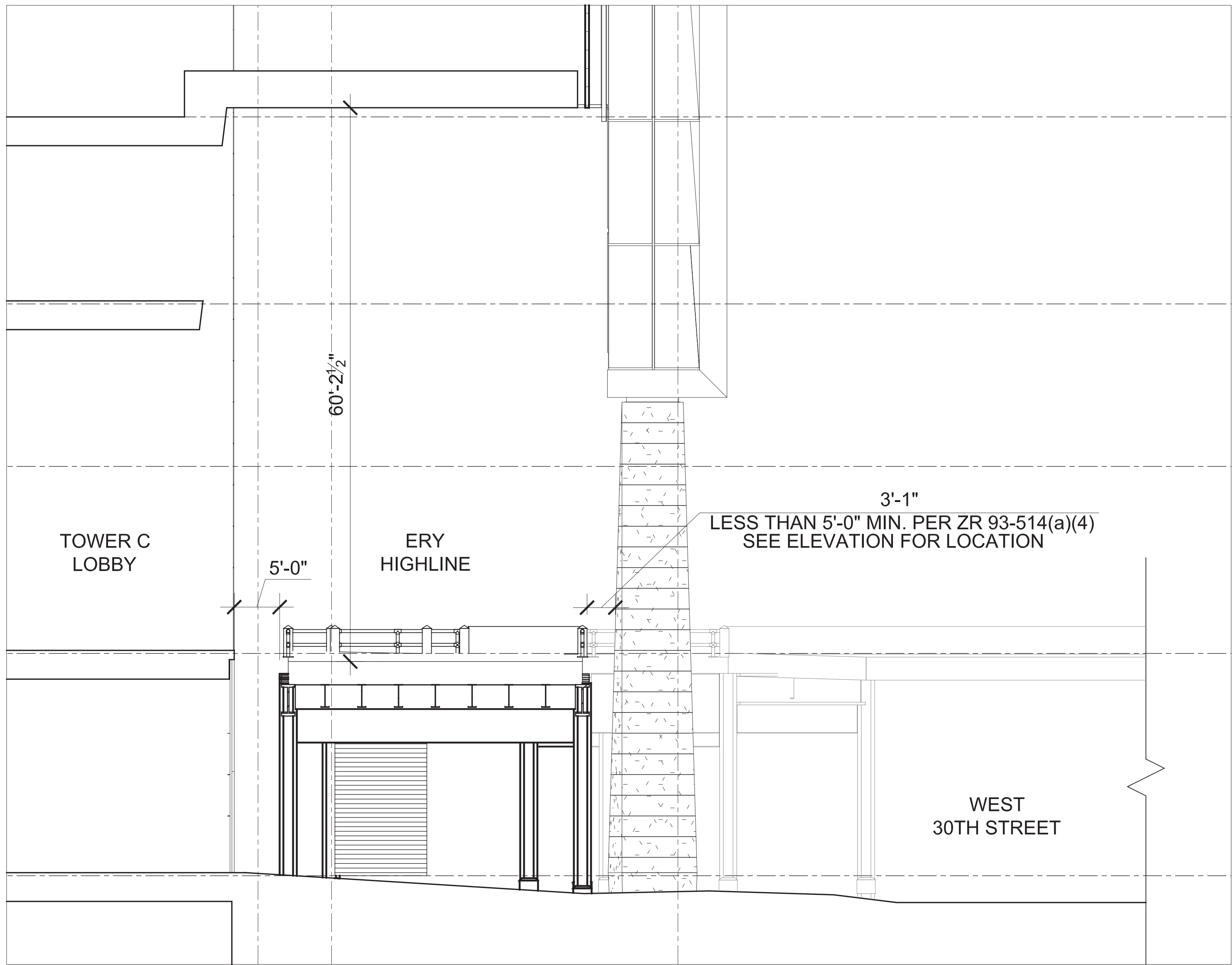
Date/Time: Aug 15, 2013 - 10:15 AM

© 2013 Kohn Pedersen Fox Associates PC. All rights reserved.

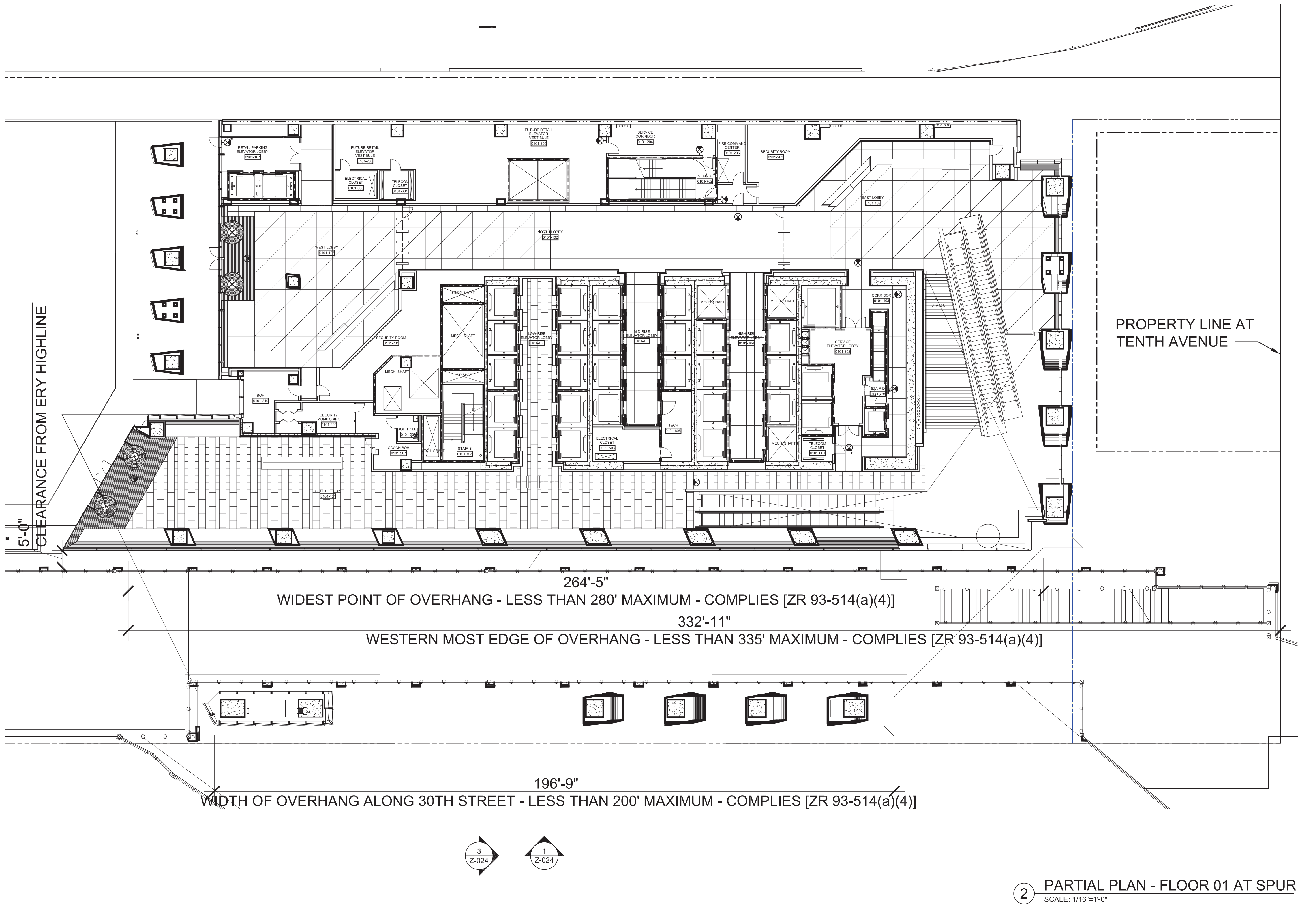
SHEET 7 OF 66




Filename: P:\Projects\1773\_WestSideYards\Drawings\CAD\Sheet\T0204\_Permal\_Scale\_Series\HYE-TC-Z0-0204.dwg Plotted by: Reginald Green, Roan Plot Time: 3/2/2013 2:58 PM




3 PARTIAL SECTION AT SPUR  
SCALE: 1/8"=1'-0"



2 PARTIAL PLAN - FLOOR 01 AT SPUR  
SCALE: 1/16"=1'-0"



**REQUIREMENT #1:** Measured from grade to 60'-0" above Highline bed  
**49% ENCLOSURE (50% ALLOWED)**  
**24.7% OPAQUE (30% ALLOWED)**  
[ZR 93-514(a)(4)]



**REQUIREMENT #2:** Measured from Spur bed to 25'-0" above Spur bed  
**42% ENCLOSURE (45% ALLOWED)**  
[ZR 93-514(a)(4)]

1 PARTIAL SOUTH ELEVATION AT SPUR  
Under Directive 2 of 1975

Date/Time: Aug 15, 2013 - 10:15 AM  
NYC Development Hub

## HUDSON YARDS - TOWER C

Address  
501 WEST 30TH STREET  
NEW YORK, NY

Client  
Related Companies  
60 Columbus Circle  
New York, NY 10023  
Tel: 212.801.1000 Fax: 212.801.1048

Oxford Properties Group  
320 Park Avenue, 17th Floor  
New York, NY 10022  
Tel: 212.986.7514 Fax: 212.986.7510

Construction Manager  
Tishman Construction Corporation  
100 Park Avenue, 5th Floor  
New York, NY 10017  
Tel: 212.708.3600

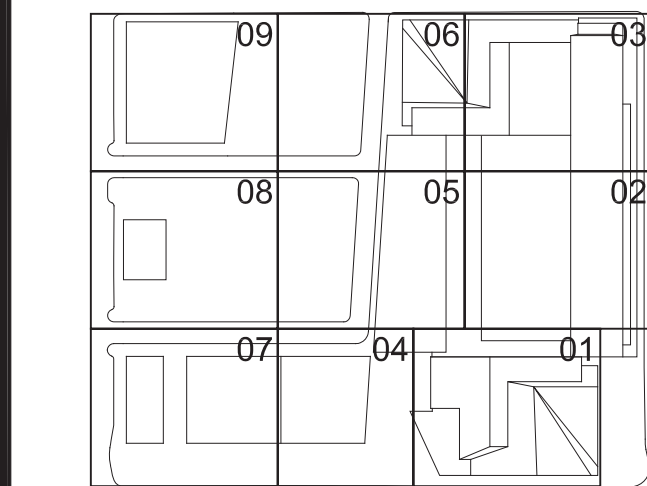
Architect  
Kohn Pedersen Fox Associates PC  
Architects & Planning Consultants  
11 West 42nd Street  
New York, NY 10036  
Tel: 212.977.6500 Fax: 212.956.2526

Structural Engineer  
Thomson Transmitt, Inc.  
51 Madison Avenue  
New York, NY 10010  
Tel: 917.661.7800 Fax: 917.661.7801

Mechanical, Electrical, Plumbing, Fire Protection  
James Baum & Bolles Consulting Engineers  
80 Pine Street  
New York, NY 10013  
Tel: 212.530.9300 Fax: 212.269.5894

1 D.O.B. BUILDING PERMIT FILING 03/22/2013  
No. Date Date

Key Plan



Date  
03/22/2013  
Project No.  
1776.10  
Drawing No.  
HYE-TC-Z0-0204

Drawing Title

ZONING  
BLDG. LOC.  
ELEVATION AT  
SPUR / HIGHLINE

Drawing Number  
Z0-0204

8-SCM Drawing Number

Z-024.00



		Anticipated Cumulative Floor Area Provided*	Public Access Area New This Phase	Cumulative Public Access Area Provided	Percentage of Total Access Area provided
Phase 1	Tower C	1,414,964	52,243	52,243	17%
Phase 2	Tower D	2,169,964	17,877	70,120	22%

\*FLOOR AREA PER BUILDING SUBJECT TO CHANGE

② PUBLIC ACCESS AREAS BY PHASE

TOTAL ZONING  
LOT AREA:  
570,000 SF

KEY

----- ZONING LOT BOUNDARY  
AND PROPERTY LINE

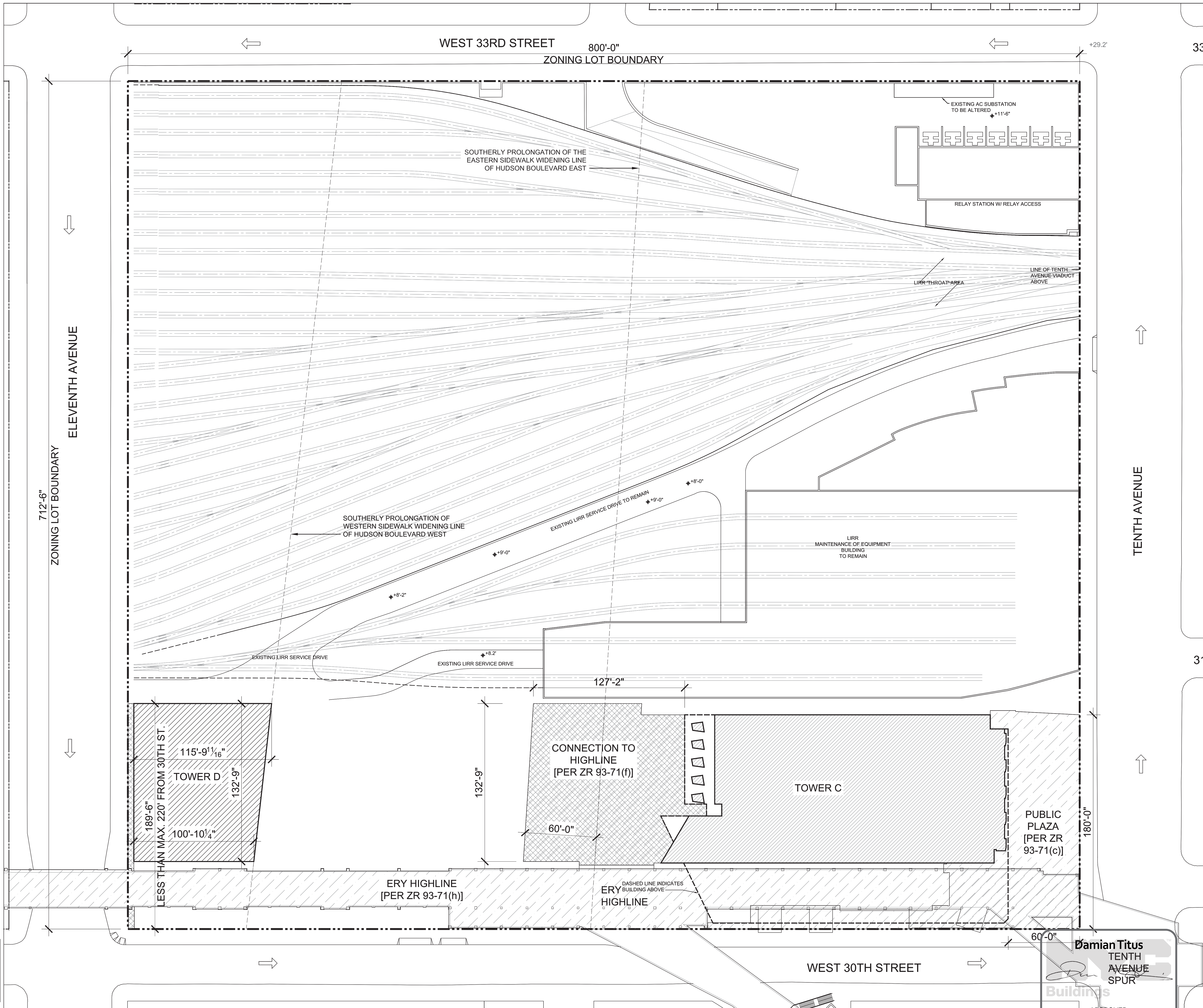
PUBLIC ACCESS AREAS  
NEW THIS PHASE

NEW BUILDING THIS PHASE

PUBLIC ACCESS AREAS  
EXISTING PER PREVIOUS  
PHASE

EXISTING BUILDING PER  
PREVIOUS PHASE

-NOTE: WILL COMPLY WITH  
ALL OTHER REQUIREMENTS  
OF SECTION 93-70 INCLUSIVE



\*CONSTRUCTION FENCE WILL BE IN PLACE FOR  
PROTECTION AT LIMITS OF BUILDING AND PUBLIC  
ACCESS AREAS TO BE PROVIDED IN THIS PHASE

**Damian Titus**  
TENTH  
AVENUE  
SPUR  
APPROVED  
PHASE 2 - TOWER D  
SCALE: 1/32" = 1'-0"  
Date/Time: Aug 15, 2013 - 10:15 AM  
NYC Development Hub

HUDSON YARDS -  
TOWER C

Address  
501 WEST 30TH STREET  
NEW YORK, NY

Client  
Related Companies  
60 Columbus Circle  
New York, NY 10023  
Tel: 212.801.1000 Fax: 212.801.1048

Oxford Properties Group  
320 Park Avenue, 17th Floor  
New York, NY 10022  
Tel: 212.986.7514 Fax: 212.986.7510

Construction Manager  
Tishman Construction Corporation  
100 Park Avenue, 5th Floor  
New York, NY 10017  
Tel: 212.708.3600

Architect  
Kohn Pedersen Fox Associates PC  
Architects & Planning Consultants  
11 West 42nd Street  
New York, NY 10036  
Tel: 212.977.6590 Fax: 212.956.2526

Structural Engineer  
Thomson Tomasetti, Inc.  
51 Madison Avenue  
New York, NY 10010  
Tel: 917.661.7800 Fax: 917.661.7801

Mechanical, Electrical, Plumbing, Fire Protection  
Jarvis Baum & Bolles Consulting Engineers  
80 Pine Street  
New York, NY 10013  
Tel: 212.530.9300 Fax: 212.269.5894

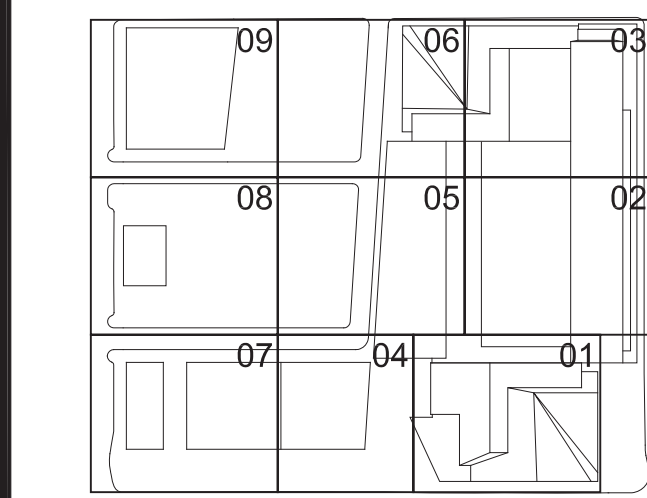
1 D.O.B. BUILDING PERMIT FILING 02/22/2013

No.

Date

Date

Key Plan



Date

03/22/2013

Project No.

1776.10

Sheet No.

HYE-TC-ZO-0205

Drawing Title

ZONING

PUBLIC ACCESS

AREAS PHASING

PHASE 02

02-0205

02-0205

02-0205

02-0205

02-0205

02-0205

02-0205

02-0205

02-0205

02-0205

02-0205

02-0205

02-0205

02-0205

02-0205

02-0205

02-0205

02-0205

02-0205

02-0205

02-0205

02-0205

02-0205

02-0205

02-0205

02-0205

02-0205

02-0205

02-0205

02-0205

02-0205

02-0205

02-0205

02-0205

02-0205

02-0205

02-0205

02-0205

02-0205

02-0205

02-0205

02-0205

02-0205

02-0205

02-0205

02-0205

02-0205

02-0205

02-0205

02-0205

02-0205

02-0205

02-0205

02-0205

02-0205

02-0205

02-0205

02-0205

02-0205

02-0205

02-0205

02-0205

02-0205

02-0205

02-0205

02-0205

02-0205

02-0205

02-0205

02-0205

02-0205

02-0205

02-0205

02-0205

02-0205

02-0205

02-0205

02-0205

02-0205

02-0205

02-0205

02-0205

02-0205

02-0205

02-0205

02-0205

02-0205

02-0205

02-0205

02-0205

02-0205

02-0205

02-0205

02-0205

02-0205

02-0205

02-0205

02-0205

02-0205

02-0205

02-0205

02-0205

02-0205

02-0205

02-0205

02-0205

02-0205

02-0205

02-0205

02-0205

02-0205

02-0205

02-0205

02-0205

02-0205

02-0205

02-0205

02-0205

02-0205

02-0205

02-0205

02-0205

02-0205

02-0205

02-0205

02-0205

02-0205

02-0205

02-0205

02-0205

02-0205

02-0205

02-0205

02-0205

02-0205

02-0205

02-0205

02-0205

02-0205

02-0205

02-0205

02-0205

02-0205

02-0205

02-0205

02-0205

02-0205

02-0205

02-0205

02-0205

02-0205

02-0205

02-0205

02-0205

02-0205

02-0205

02-0205

02-0205

02-0205

02-0205

02-0205

02-0205

02-0205

02-0205

02-0205

02-0205

02-0205

02-0205

02-0205

02-0205

02-0205

02-0205

02-0205

02-0205

02-0205

02-0205

02-0205

02-0205

02-0205

02-0205

02-0205

02-0205

02-0205

02-0205

02-0205

02-0205

02-0205

02-0205

02-0205

02-0205

02-0205

02-0205

02-0205

02-0205

02-0205

02-0205

02-0205

02-0205

02-0205

02-0205

02-0205

02-0205

02-0205

02-0205

02-0205

02-0205

02-0205

02-0205

02-0205

02-0205

02-0205

02-0205

02-0205

02-0205

02-0205

02-0205

02-0205

02-0205

02-0205

02-0205

02-0205

02-0205

02-0205

02-0205

02-0205

02-0205

02-0205

02-0205

02-0205

02-0205

02-0205

02-0205

02-0205

02-0205

02-0205

02-0205

02-0205

02-0205

02-0205

02-0205

02-0205



		Anticipated Cumulative Floor Area Provided*	Public Access Area New This Phase	Cumulative Public Access Area Provided	Percentage of Total Access Area provided
Phase 1	Tower C	1,414,964	52,243	52,243	17%
Phase 2	Tower D	2,169,964	17,877	70,120	22%
Phase 3	Tower A & Retail Podium	5,070,000	176,332	246,452	79%

TOTAL ZONING  
LOT AREA:  
570,000 SF

KEY

----- ZONING LOT BOUNDARY  
AND PROPERTY LINE

PUBLIC ACCESS AREAS  
NEW THIS PHASE

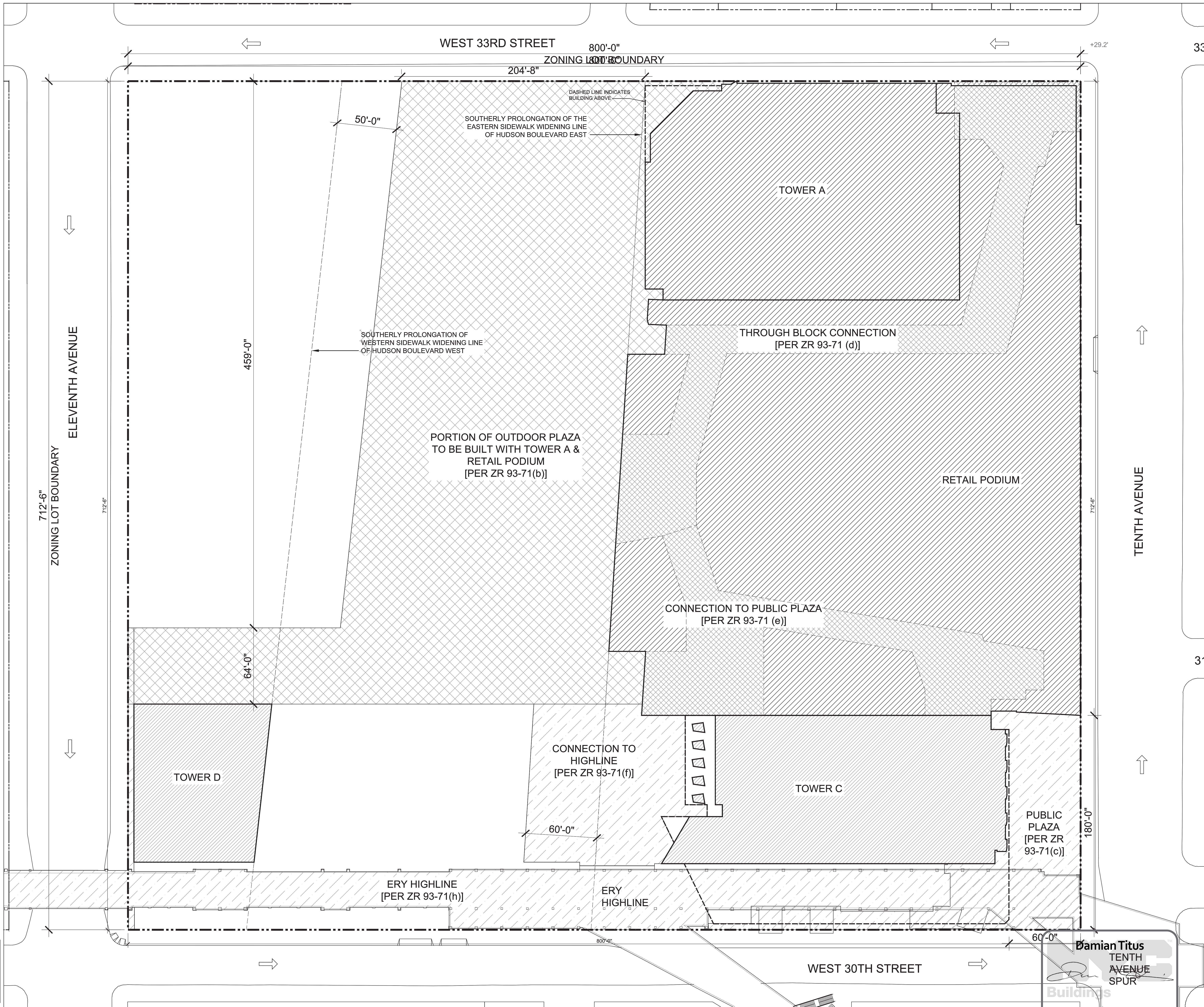
NEW BUILDING THIS PHASE

PUBLIC ACCESS AREAS  
EXISTING PER PREVIOUS  
PHASE

EXISTING BUILDING PER  
PREVIOUS PHASE

-NOTE: WILL COMPLY WITH  
ALL OTHER APPLICABLE  
REQUIREMENTS OF  
SECTION 93-70 INCLUSIVE

\*FLOOR AREA PER BUILDING SUBJECT TO CHANGE ② PUBLIC ACCESS AREAS BY PHASE



\*CONSTRUCTION FENCE WILL BE IN PLACE FOR  
PROTECTION AT LIMITS OF BUILDING AND PUBLIC  
ACCESS AREAS TO BE PROVIDED IN THIS PHASE

HUDSON YARDS -  
TOWER C

Address  
501 WEST 30TH STREET  
NEW YORK, NY

Client  
Related Companies  
60 Columbus Circle  
New York, NY 10023  
Tel: 212.801.1000 Fax: 212.801.1048

Oxford Properties Group  
320 Park Avenue, 17th Floor  
New York, NY 10022  
Tel: 212.986.7514 Fax: 212.986.7510

Construction Manager  
Tishman Construction Corporation  
100 Park Avenue, 5th Floor  
New York, NY 10017  
Tel: 212.708.3600

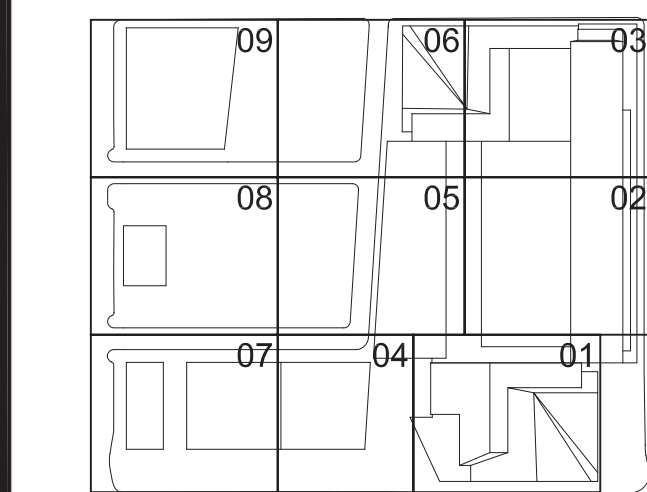
Architect  
Kohn Pedersen Fox Associates PC  
Architects & Planning Consultants  
11 West 42nd Street  
New York, NY 10036  
Tel: 212.977.6590 Fax: 212.956.2526

Structural Engineer  
Thomson Tomasetti, Inc.  
51 Madison Avenue  
New York, NY 10010  
Tel: 917.661.7800 Fax: 917.661.7801

Mechanical, Electrical, Plumbing, Fire Protection  
James Baum & Bolles Consulting Engineers  
80 Pine Street  
New York, NY 10013  
Tel: 212.530.9300 Fax: 212.269.5894

1 D.O.B. BUILDING PERMIT FILING 02/22/2013  
No. Date Date

Key Plan



Date  
03/22/2013  
Project No.  
1776.10  
Sheet Number  
HYE-TC-Z0-0206

Drawing Title

ZONING  
PUBLIC ACCESS  
AREAS PHASING  
PHASE 03

Z0-0206

R/S/AY Drawing Number

Z-026.00



		Anticipated Cumulative Floor Area Provided*	Public Access Area New This Phase	Cumulative Public Access Area Provided	Percentage of Total Access Area provided
Phase 1	Tower C	1,414,964	52,243	52,243	17%
Phase 2	Tower D	2,169,964	17,877	70,120	22%
Phase 3	Tower A & Retail Podium	5,070,000	176,332	246,452	79%
Phase 4	Tower E	6,070,000	59,033	305,485	97%

TOTAL ZONING  
LOT AREA:  
570,000 SF

KEY

----- ZONING LOT BOUNDARY  
AND PROPERTY LINE

PUBLIC ACCESS AREAS  
NEW THIS PHASE

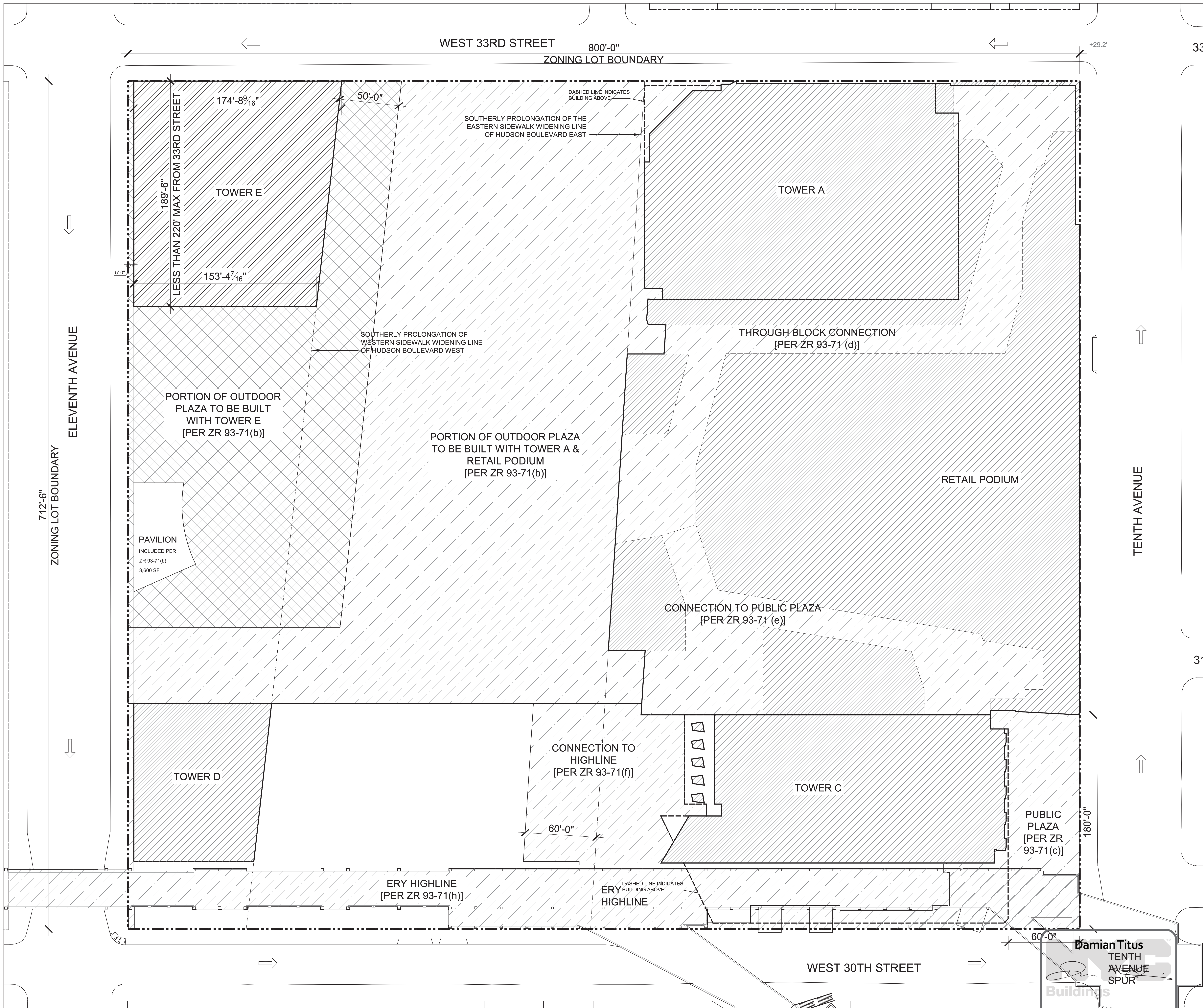
NEW BUILDING THIS PHASE

PUBLIC ACCESS AREAS  
EXISTING PER PREVIOUS  
PHASE

EXISTING BUILDING PER  
PREVIOUS PHASE

-NOTE: WILL COMPLY WITH  
ALL OTHER APPLICABLE  
REQUIREMENTS OF  
SECTION 93-70 INCLUSIVE

\*FLOOR AREA PER BUILDING SUBJECT TO CHANGE ② PUBLIC ACCESS AREAS BY PHASE



\*CONSTRUCTION FENCE WILL BE IN PLACE FOR PROTECTION AT LIMITS OF BUILDING AND PUBLIC ACCESS AREAS TO BE PROVIDED IN THIS PHASE

APPROVED  
PHASE 4 - TOWER E  
SCALE: 1/32" = 1'-0"  
Date/Time: Aug 15, 2013 - 10:15 AM  
NYC Development Hub

HUDSON YARDS -  
TOWER C

Address  
501 WEST 30TH STREET  
NEW YORK, NY

Client  
Related Companies  
60 Columbus Circle  
New York, NY 10023  
Tel: 212.801.1000 Fax: 212.801.1048

Oxford Properties Group  
320 Park Avenue, 17th Floor  
New York, NY 10022  
Tel: 212.986.7514 Fax: 212.986.7510

Construction Manager  
Tishman Construction Corporation  
100 Park Avenue, 5th Floor  
New York, NY 10017  
Tel: 212.708.3600

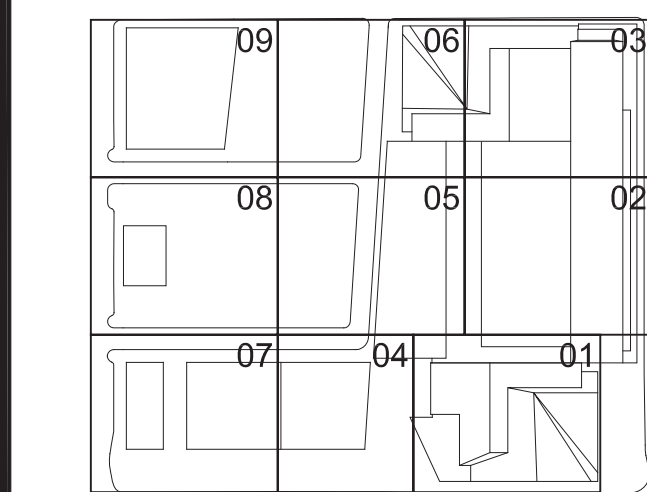
Architect  
Kohn Pedersen Fox Associates PC  
Architects & Planning Consultants  
11 West 42nd Street  
New York, NY 10036  
Tel: 212.977.6500 Fax: 212.956.2526

Structural Engineer  
Thomson Tomasetti, Inc.  
51 Madison Avenue  
New York, NY 10010  
Tel: 917.661.7800 Fax: 917.661.7801

Mechanical, Electrical, Plumbing, Fire Protection  
James Baum & Bolles Consulting Engineers  
80 Pine Street  
New York, NY 10013  
Tel: 212.530.9300 Fax: 212.269.5894

1 D.O.B. BUILDING PERMIT FILING 02/22/2013  
No Date

Key Plan



Date  
03/22/2013  
Project No.  
1776.10  
Sheet No.  
HYE-TC-Z0-0207  
Drawing Title  
ZONING PUBLIC ACCESS AREAS PHASING PHASE 04

ZONING PUBLIC ACCESS AREAS PHASING PHASE 04  
Z0-0207  
R-SCM Drawing Number  
Z-027.00












HUDSON YARDS -  
TOWER C

501 WEST 30TH STREET  
NEW YORK, NY



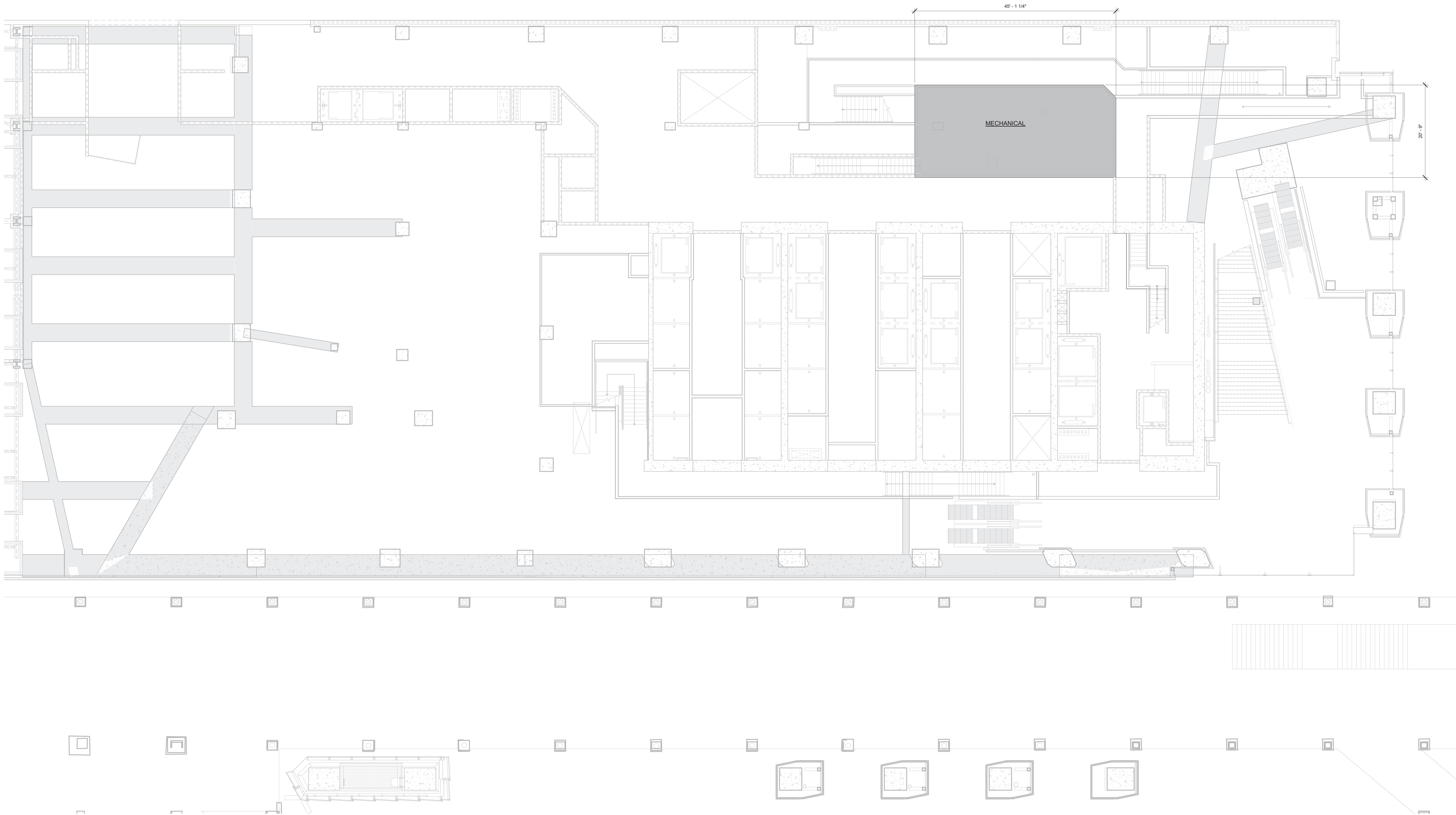
*Client*  
Related Companies  
60 Columbus Circle  
New York, NY 10023  
TEL: 212.801.1000 FAX: 212.801.1048

Oxford Properties Group  
320 Park Avenue, 17th Floor  
New York, NY 10022  
TEL: 212.986.7514 FAX: 212.986.7510

*Architect*  
Kohn Pedersen Fox Associates PC  
Architects & Planning Consultants  
11 West 42nd Street  
New York, New York 10036  
TEL: 212.977.6500 FAX: 212.956.2526

*Structural Engineer*  
Thornton Tomasetti, Inc.  
51 Madison Avenue  
New York, NY 10010  
TEL: 917.661.7800 FAX: 718.661.7801

*Mechanical, Electrical, Plumbing, Fire Protection*  
Jaros Baum & Bolles Consulting Engineers  
80 Pine Street  
New York, NY 10013  
TEL: 212.530.9300 FAX: 212.269.5894



1 GROUND FLOOR MEZZ.  
SCALE: 1/8" = 1'-0"

MID FLOOR MECHANICAL

FULL FLOOR DEDUCTION

ZONING FLOOR AREA: 0.5E

LEGEND:

RU	BULKHEAD
CR	CONDUIT RISER
EC	ELECTRICAL CLOSET
ECR	ELEVATOR CONTROL ROOM
EMR	ELEVATOR MACHINE ROOM
EO	ELEVATOR OVERRUN
FA	FIRE ALARM
LD	LOADING DOCK
ME	MECHANICAL PIPE ENCLOSURE
MR	MECHANICAL ROOM
MS	MECHANICAL SHAFT
PKG	PARKING
PL	PLUMBING

**Damian Titus**  
*Damian Titus*  
**Buildings**  
APPROVED  
Under Directive 2 of 1975  
Date/Time: Aug 15, 2013 - 10:15 AM  
**NYC Development Hub**  
10

Issue Date: 03/22/2013  
Project No: 1776  
Drawn By:  
Sheet Number:  
Drawing Title:

**HYE-TC-Z1-0001M**

**ZFA AREA PLAN  
GROUND FLOOR MEZZ.**

Drawings Number:  
**Z1-0001M**  
B-Draw Drawing Number:  
**Z-101.00**



HUDSON YARDS -  
TOWER C

501 WEST 30TH STREET  
NEW YORK, NY

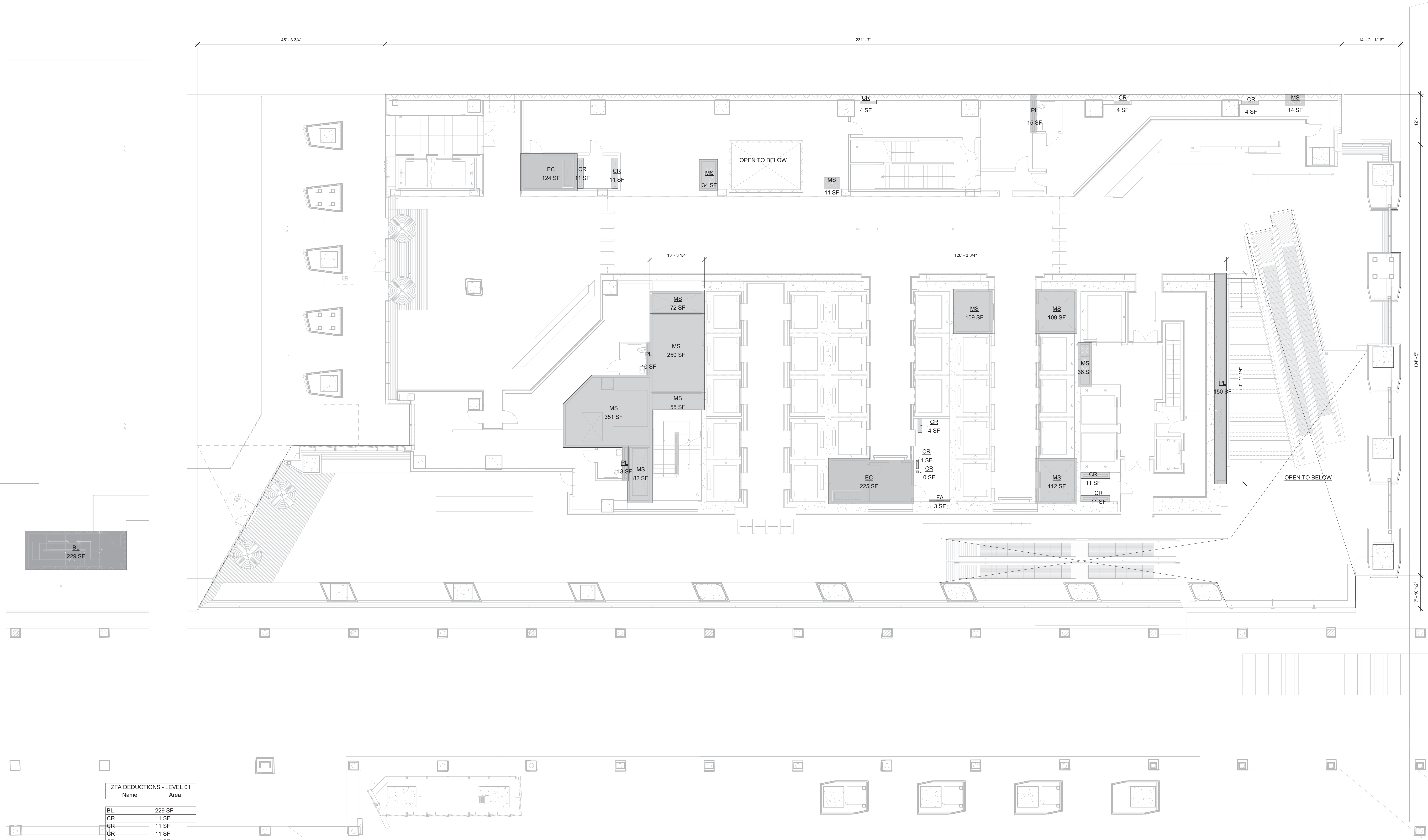
Client  
Related Companies  
60 Columbus Circle  
New York, NY 10023  
TEL: 212.801.1000 FAX: 212.801.1048

Oxford Properties Group  
320 Park Avenue, 17th Floor  
New York, NY 10022  
TEL: 212.986.7514 FAX: 212.986.7510

Architect  
Kohn Pedersen Fox Associates PC  
Architects & Planning Consultants  
11 West 42nd Street  
New York, New York 10036  
TEL: 212.977.6500 FAX: 212.956.2526

Structural Engineer  
Thornton Tomasetti, Inc.  
51 Madison Avenue  
New York, NY 10010  
TEL: 917.661.7800 FAX: 718.661.7801

Mechanical, Electrical, Plumbing, Fire Protection  
Jaros Baum & Bolles Consulting Engineers  
80 Pine Street  
New York, NY 10013  
TEL: 212.530.9300 FAX: 212.269.5894



1 FLOOR 01  
SCALE: 1/8" = 1'-0"


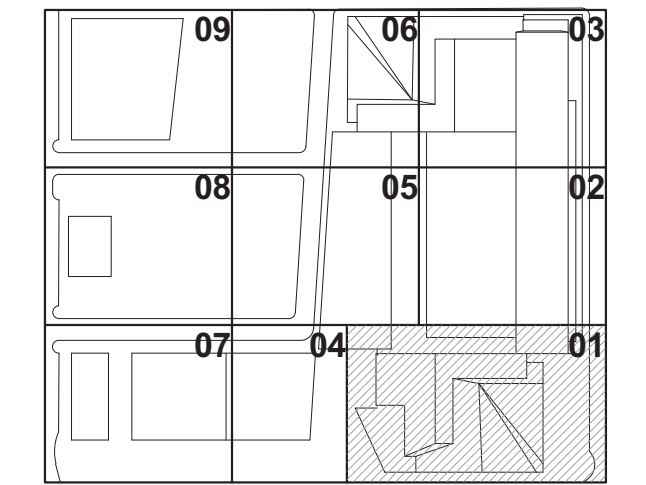
ZFA DEDUCTIONS - LEVEL 01	
Name	Area
BL	229 SF
CR	11 SF
CR	11 SF
CR	11 SF
CR	11 SF
CR	4 SF
CR	0 SF
CR	1 SF
CR	4 SF
CR	4 SF
CR	4 SF
EC	225 SF
EC	124 SF
FA	3 SF
MS	72 SF
MS	250 SF
MS	55 SF
MS	351 SF
MS	82 SF
MS	36 SF
MS	112 SF
MS	109 SF
MS	109 SF
MS	34 SF
MS	11 SF
MS	14 SF
PL	13 SF
PL	150 SF
PL	10 SF
PL	15 SF
	2060 SF

GROSS FA: 27,766 SF  
TOTAL DEDUCTIONS: 2,060 SF  
ZONING FLOOR AREA: 25,706 SF

LEGEND:  
BU BULKHEAD  
CR CONDUIT RISER  
EC ELECTRICAL CLOSET  
ECR ELEVATOR CONTROL ROOM  
EMR ELEVATOR MACHINE ROOM  
EO ELEVATOR OVERRUN  
FA FIRE ALARM  
LD LOADING DOCK  
ME MECHANICAL PIPE ENCLOSURE  
MR MECHANICAL ROOM  
MS MECHANICAL SHAFT  
PL PLUMBING

D.O.B. BUILDING PERMIT FILING 03/22/2013

Key Plan



HYE-TC-Z1-0101

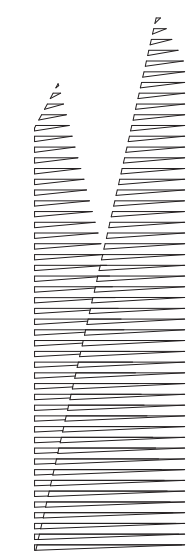
ZFA AREA PLAN  
FLOOR 01

Drawings Number  
Z1-0101  
B-Scan Drawing Number  
Z-102.00

SHEET 15 OF 66



501 WEST 30TH STREET  
NEW YORK, NY



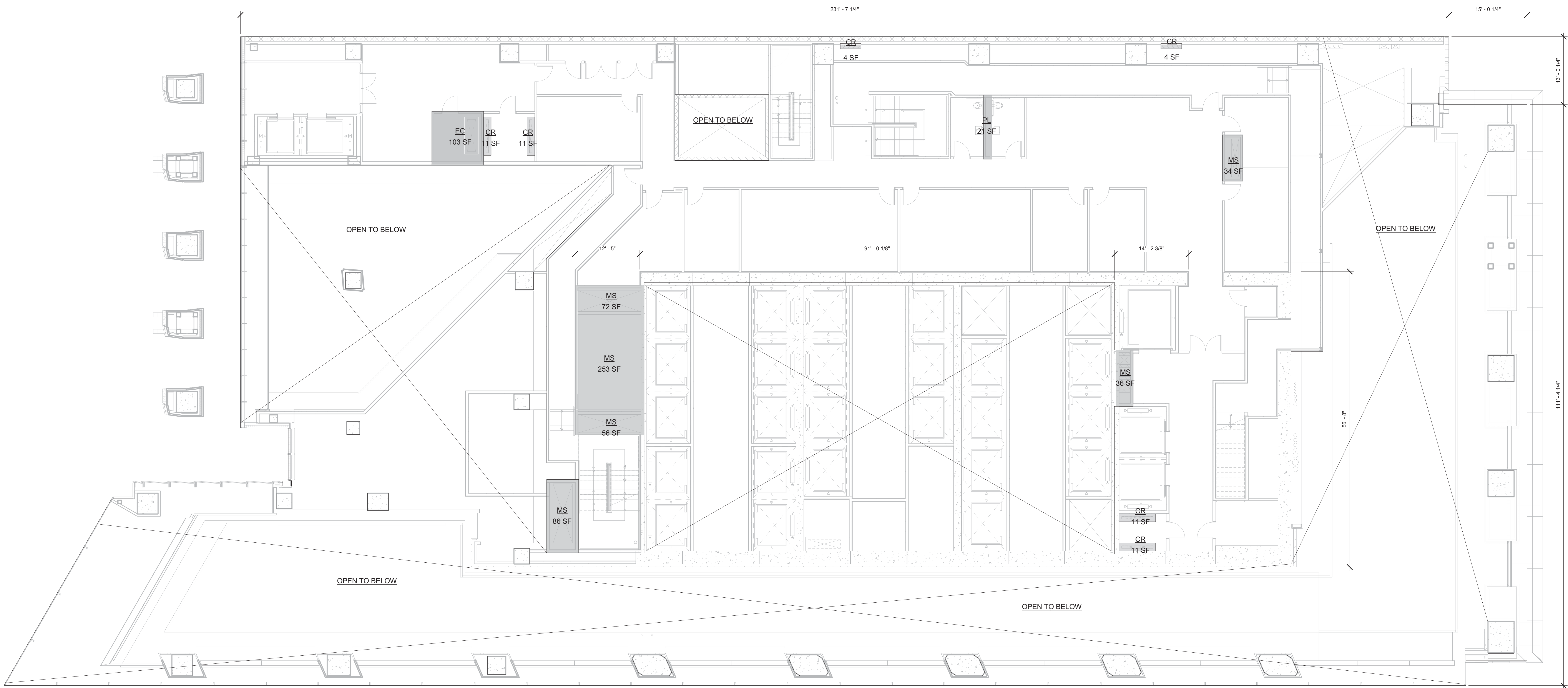
*Client*  
Related Companies  
60 Columbus Circle  
New York, NY 10023  
TEL: 212.801.1000 FAX: 212.801.1048

Oxford Properties Group  
320 Park Avenue, 17th Floor  
New York, NY 10022  
TEL: 212.986.7514 FAX: 212.986.7510

**Architect**  
Kohn Pedersen Fox Associates PC  
Architects & Planning Consultants  
11 West 42nd Street  
New York, New York 10036  
TEL: 212.977.6500 FAX: 212.956.2526

*Structural Engineer*  
Thornton Tomasetti, Inc.  
51 Madison Avenue  
New York, NY 10010  
TEL: 917.661.7800 FAX: 718.661.7801

*Mechanical, Electrical, Plumbing, Fire Protection*  
Jaros Baum & Bolles Consulting Engineers  
80 Pine Street  
New York, NY 10013  
TEL: 212.530.9300 FAX: 212.269.5894



1 FLOOR 02  
SCALE: 1/8" = 1'-0"

1	D.O.B. BUILDING PERMIT FILING	03/22/2013
No.	Description	Date

Key Point

Issue Date: 03/22/2013  
Project No. 1776.10

HYE-TC-Z1-0201

**ZFA AREA PLAN  
FLOOR 02**

Dividing Member  
**71-0201**

Z-103.00

SHEET 16 OF 60

ZFA DEDUCTIONS - LEVEL 02	
Name	Area

CR	4 SF
CR	4 SF
CR	11 SF
CR	11 SF
CR	11 SF
EC	103 SF
MS	34 SF
MS	36 SF
MS	56 SF
MS	72 SF
MS	86 SF
MS	253 SF
PL	21 SF
	711 SF

GROSS FA: 11,258 SF

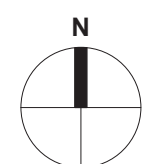
TOTAL DEDUCTIONS: 711 SF

**CONDITIONING FLOOR AREA: 10,547 SF**

LEGEND:

BU	BULKHEAD
CR	CONDUIT RISER
EC	ELECTRICAL CLOSET
ECR	ELEVATOR CONTROL ROOM
EMR	ELEVATOR MACHINE ROOM
EO	ELEVATOR OVERRUN
FA	FIRE ALARM
DE	LOADING DOCK
ME	MECHANICAL PIPE ENCLOSURE
MR	MECHANICAL ROOM
MS	MECHANICAL SHAFT
PKG	PARKING
PL	PLUMBING


**Damian Titus**  
  
**Buildings**  
APPROVED  
Under Directive 2 of 1975  
Date/Time: Aug 15, 2013 – 10:15 AM  
**NYC Development Hub**  
0 4 8 16





HUDSON YARDS -  
TOWER C

501 WEST 30TH STREET  
NEW YORK, NY



Client  
Related Companies  
60 Columbus Circle  
New York, NY 10023  
TEL: 212.801.1000 FAX: 212.801.1048

Oxford Properties Group  
320 Park Avenue, 17th Floor  
New York, NY 10022  
TEL: 212.986.7514 FAX: 212.986.7510

Architect  
Kohn Pedersen Fox Associates PC  
Architects & Planning Consultants  
11 West 42nd Street  
New York, New York 10036  
TEL: 212.977.6500 FAX: 212.956.2526

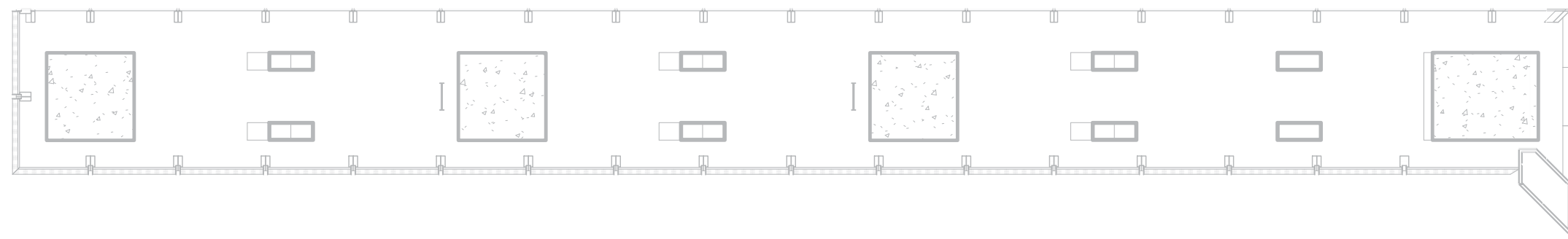
Structural Engineer  
Thornton Tomasetti, Inc.  
51 Madison Avenue  
New York, NY 10010  
TEL: 917.661.7800 FAX: 718.661.7801

Mechanical, Electrical, Plumbing, Fire Protection  
Jaros Baum & Bolles Consulting Engineers  
80 Pine Street  
New York, NY 10013  
TEL: 212.530.9300 FAX: 212.269.5894



ZFA DEDUCTIONS - LEVEL 03	
Name	Area
CR	11 SF
CR	11 SF
CR	11 SF
CR	11 SF
CR	47 SF
CR	47 SF
CR	4 SF
CR	0 SF
CR	1 SF
CR	4 SF
EC	108 SF
FA	3 SF
MECHANICAL	13229 SF
MS	110 SF
MS	107 SF
MS	108 SF
MS	36 SF
MS	72 SF
MS	253 SF
MS	56 SF
MS	36 SF
MS	12 SF
MS	36 SF
MS	14311 SF


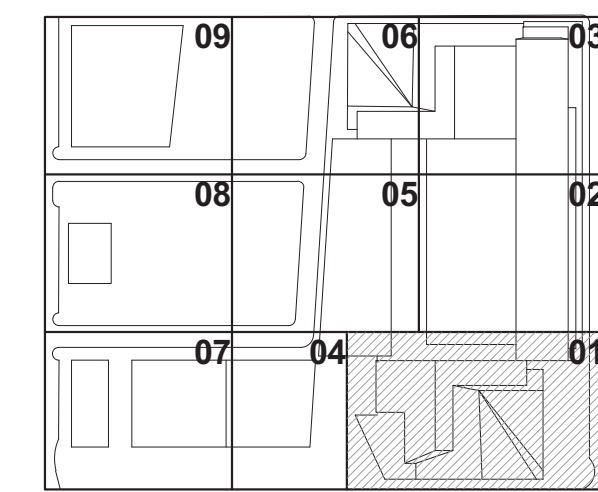
GROSS FA: 29,336 SF	
TOTAL DEDUCTIONS: 14,311 SF	
ZONING FLOOR AREA: 15,025 SF	
LEGEND:	
BU	BULKHEAD
CR	CONDUIT RISER
EC	ELECTRICAL CLOSET
ECR	ELEVATOR CONTROL ROOM
EMR	ELEVATOR MACHINE ROOM
EO	ELEVATOR OVERRUN
FA	FIRE ALARM
LD	LOADING DOCK
ME	MECHANICAL PIPE ENCLOSURE
MR	MECHANICAL ROOM
MS	MECHANICAL SHAFT
PKG	PARKING
PL	PLUMBING



1 FLOOR 03  
SCALE: 1/8" = 1'-0"

D.O.B. BUILDING PERMIT FILING 03/22/2013

Key Plan



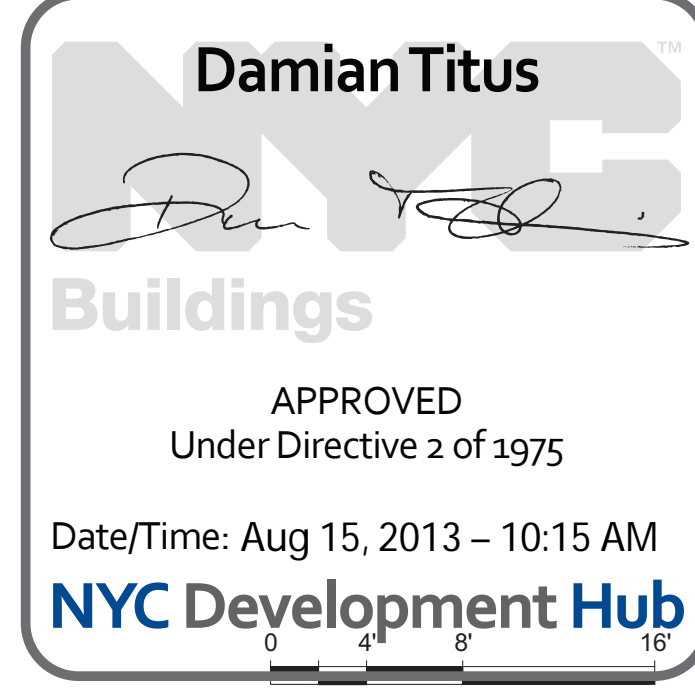
HYE-TC-ZI-0301

ZFA AREA PLAN  
FLOOR 03

Drawn By  
Z-1-0301

10  
Z-104.00

SHEET 17 OF 66



Damian Titus

Buildings

APPROVED  
Under Directive 2 of 1975

Date/Time: Aug 15, 2013 - 10:15 AM


NYC Development Hub





HUDSON YARDS -  
TOWER C

501 WEST 30TH STREET  
NEW YORK, NY




*Client*  
Related Companies  
60 Columbus Circle  
New York, NY 10023  
TEL: 212.801.1000 FAX: 212.801.1048

Oxford Properties Group  
320 Park Avenue, 17th Floor  
New York, NY 10022  
TEL: 212.986.7514 FAX: 212.986.7510

*Architect*  
Kohn Pedersen Fox Associates PC  
Architects & Planning Consultants  
11 West 42nd Street  
New York, New York 10036  
TEL: 212.977.6500 FAX: 212.956.2526

*Structural Engineer*  
Thornton Tomasetti, Inc.  
51 Madison Avenue  
New York, NY 10010  
TEL: 917.661.7800 FAX: 718.661.7801

*Mechanical, Electrical, Plumbing, Fire Protection*  
Jaros Baum & Bolles Consulting Engineers  
80 Pine Street  
New York, NY 10013  
TEL: 212.530.9300 FAX: 212.269.5894



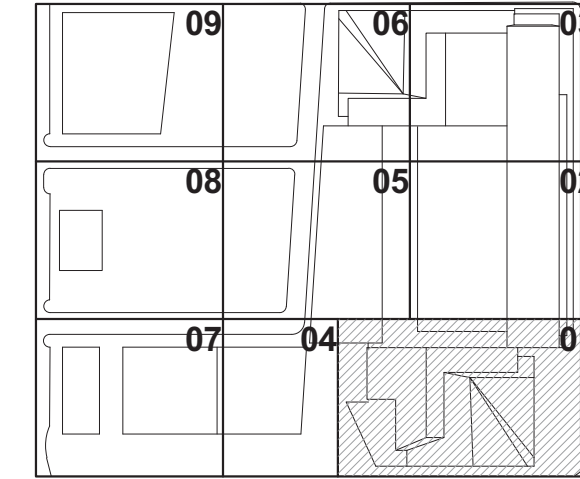
1 FLOOR 04  
SCALE: 1/8" = 1'-0"

MID FLOOR MECHANICAL  
FULL FLOOR DEDUCTION  
ZONING FLOOR AREA: 0.5E

LEGEND:  
BU BULKHEAD  
CR CONDUIT RISER  
EC ELECTRICAL CLOSET  
ECR ELEVATOR CONTROL ROOM  
EMR ELEVATOR MACHINE ROOM  
EO ELEVATOR OVERRUN  
FA FIRE ALARM  
LD LOADING DOCK  
ME MECHANICAL PIPE ENCLOSURE  
MR MECHANICAL ROOM  
MS MECHANICAL SHAFT  
PKG PARKING  
PL PLUMBING

D.O.B. BUILDING PERMIT FILING 03/22/2013  
No. Description Date

Key Plan



Date: 03/22/2013  
Project No: 1776  
Drawn By: [Signature]  
Sheet Number:  
Drawing Title:

HYE -TC -Z1-0401

ZFA AREA PLAN  
FLOOR 04


Drawings Number

Z1-0401

Z-105.00



501 WEST 30TH STREET  
NEW YORK, NY



Oxford Properties Group  
320 Park Avenue, 17th Floor  
New York, NY 10022  
TEL: 212.986.7514 FAX: 212.986.7510

*Architect*  
Kohn Pedersen Fox Associates PC  
Architects & Planning Consultants  
11 West 42nd Street  
New York, New York 10036  
TEL: 212.977.6500 FAX: 212.956.2526

*Structural Engineer*  
Thornton Tomasetti, Inc.  
51 Madison Avenue  
New York, NY 10010  
TEL: 917.661.7800 FAX: 718.661.7801

*Mechanical, Electrical, Plumbing, Fire Protection*  
Jaros Baum & Bolles Consulting Engineers  
80 Pine Street  
New York, NY 10013  
TEL: 212.530.9300 FAX: 212.269.5894



**1 FLOOR 05**  
SCALE: 1/8" = 1'-0"

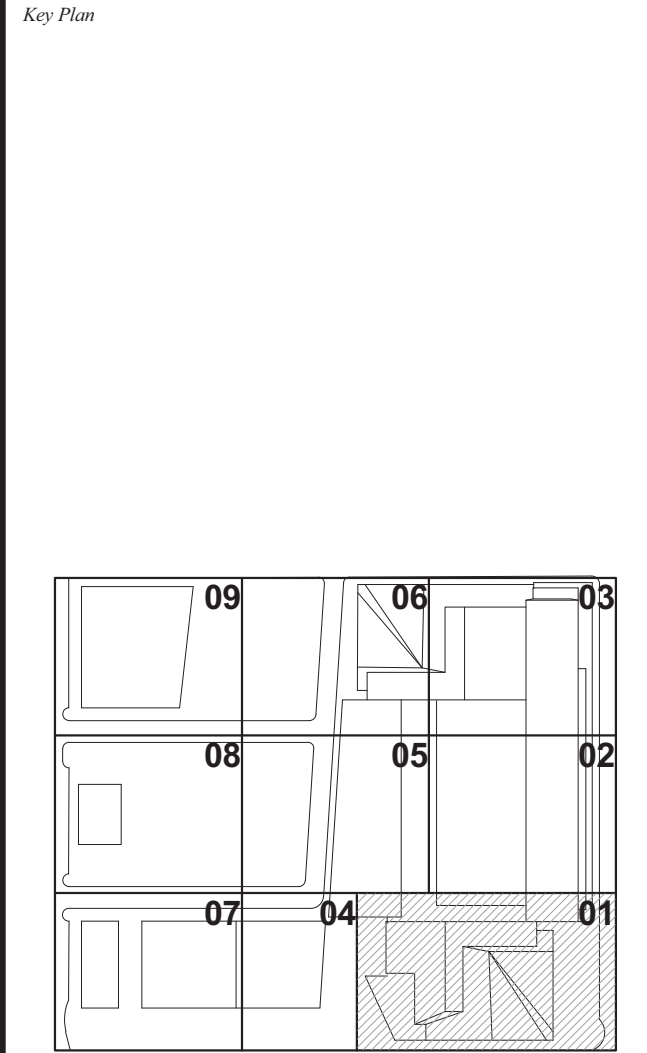
MID FLOOR MECHANICAL

FULL FLOOR DEDUCTION

ZONING FLOOR AREA:      0 SF

**LEGEND:**

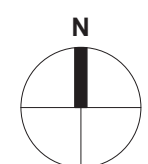
BU	BULKHEAD
CR	CONDUIT RISER
EC	ELECTRICAL CLOSET
ECR	ELEVATOR CONTROL ROOM
EMR	ELEVATOR MACHINE ROOM
EO	ELEVATOR OVERRUN
FA	FIRE ALARM
LD	LOADING DOCK
ME	MECHANICAL PIPE ENCLOSURE
MFR	MECHANICAL ROOM
MS	MECHANICAL SHAFT
PKG	PARKING
PL	PLUMBING



HYE-TC-Z1-0501

**ZFA AREA PLAN  
FLOOR 05**


Drawing Number  
**Z1-0501**  
B-Scan Drawing Number  
**Z-106.00**





HUDSON YARDS -  
TOWER C

501 WEST 30TH STREET  
NEW YORK, NY



**Client**  
Related Companies  
60 Columbus Circle  
New York, NY 10023  
TEL: 212.801.1000 FAX: 212.801.1048

**Oxford Properties Group**  
320 Park Avenue, 17th Floor  
New York, NY 10022  
TEL: 212.986.7514 FAX: 212.986.7510

**Architect**  
Kohn Pedersen Fox Associates PC  
Architects & Planning Consultants  
11 West 42nd Street  
New York, New York 10036  
TEL: 212.977.6500 FAX: 212.956.2526

**Structural Engineer**  
Thornton Tomasetti, Inc.  
51 Madison Avenue  
New York, NY 10010  
TEL: 917.661.7800 FAX: 718.661.7801

**Mechanical, Electrical, Plumbing, Fire Protection**  
Jaros Baum & Bolles Consulting Engineers  
80 Pine Street  
New York, NY 10013  
TEL: 212.530.9300 FAX: 212.269.5894



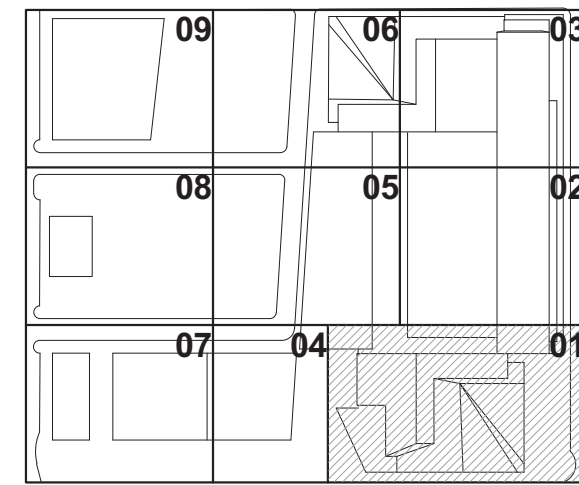
1 FLOOR 05M  
SCALE: 1/8" = 1'-0"

MID FLOOR MECHANICAL  
FULL FLOOR DEDUCTION  
ZONING FLOOR AREA: 0.5E

LEGEND:  
BU BULKHEAD  
CR CONDUIT RISER  
EC ELECTRICAL CLOSESET  
EGR ELEVATOR CONTROL ROOM  
EMR ELEVATOR MACHINE ROOM  
EO ELEVATOR OVERRUN  
FA FIRE ALARM  
LD LOADING DOCK  
ME MECHANICAL PIPE ENCLOSURE  
MR MECHANICAL ROOM  
MS MECHANICAL SHAFT  
PKG PARKING  
PL PLUMBING

D.O.B. BUILDING PERMIT FILING 03/22/2013  
No. Description Date

Key Plan



Issue Date: 03/22/2013

Project No: 1776

Drawn By: [Signature]

Sheet Number

HYE -TC -Z1-0501M

ZFA AREA PLAN  
FLOOR 05M

Drawn By: [Signature]

Z1-0501M

Z-107.00

SHEET 20 OF 66





501 WEST 30TH STREET  
NEW YORK, NY

*Client*  
Related Companies  
60 Columbus Circle  
New York, NY 10023  
TEL: 212.801.1000 FAX: 212.801.1048


Oxford Properties Group  
320 Park Avenue, 17th Floor  
New York, NY 10022  
TEL: 212.986.7514 FAX: 212.986.7510

*Architect*  
Kohn Pedersen Fox Associates PC  
Architects & Planning Consultants  
11 West 42nd Street  
New York, New York 10036  
TEL: 212.977.6500 FAX: 212.956.2526

*Structural Engineer*  
Thornton Tomasetti, Inc.  
51 Madison Avenue  
New York, NY 10010  
TEL: 917.661.7800 FAX: 718.661.7801

*Mechanical, Electrical, Plumbing, Fire Protection*  
Jaros Baum & Bolles Consulting Engineers  
80 Pine Street  
New York, NY 10013  
TEL: 212.530.9300 FAX: 212.269.5894

Gay Pinn



HYE-TC-Z1-0601

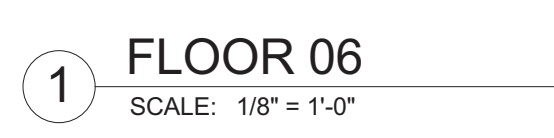
Director, Manager

**Z1-0601**

7-108.00

SHEET 21 OF 66

© 2013 KOHN PEDERSEN FOX ASSOCIATES PC. All rights reserved.



GROSS FA: 43,567 SF

TOTAL DEDUCTIONS: 3,110 SF

ZONING FLOOR AREA: 40,457 SF

**LEGEND:**

BU	BULKHEAD
CR	CONDUIT RISER
EC	ELECTRICAL CLOSET
ECR	ELEVATOR CONTROL ROOM
EMR	ELEVATOR MACHINE ROOM
EO	ELEVATOR OVERRUN
FA	FIRE ALARM
LD	LOADING DOCK
ME	MECHANICAL PIPE ENCLOSURE
MR	MECHANICAL ROOM
MS	MECHANICAL SHAFT
PKG	PARKING
PL	PLUMBING



Z:\0701  
4/15/2013 4:15:40 PM  
ZFA AREA PLAN FLOOR 07  
C:\PE\Real\1776\_LIVE\_TC\_MPF\_SHEETS\_\Jordan.nit

ZFA DEDUCTIONS - LEVEL 07		
Name	Area	
CR	14 SF	
CR	20 SF	
CR	4 SF	
CR	14 SF	
CR	15 SF	
CR	0 SF	
CR	1 SF	
EC	412 SF	
EC	218 SF	
FA	3 SF	
MR	214 SF	
MR	194 SF	
MR	169 SF	
MR	176 SF	
MS	45 SF	
MS	42 SF	
MS	65 SF	
MS	48 SF	
MS	41 SF	
MS	99 SF	
MS	46 SF	
MS	42 SF	
MS	99 SF	
MS	33 SF	
MS	54 SF	
MS	38 SF	
MS	48 SF	
MS	30 SF	
MS	66 SF	
MS	80 SF	
MS	26 SF	
MS	53 SF	
MS	58 SF	
PL	18 SF	
PL	140 SF	
PL	27 SF	
PL	105 SF	
	2756 SF	

GROSS FA: 41,543 SF	
TOTAL DEDUCTIONS: 2,756 SF	
ZONING FLOOR AREA: 38,787 SF	
LEGEND:	
BU	BULKHEAD
CR	CONDUIT RISER
EC	ELECTRICAL CLOSET
EGR	ELEVATOR CONTROL ROOM
EMR	ELEVATOR MACHINE ROOM
EO	ELEVATOR OVERRUN
FA	FIRE ALARM
LD	LOADING DOCK
ME	MECHANICAL PIPE ENCLOSURE
MR	MECHANICAL ROOM
MS	MECHANICAL SHAFT
PKG	PARKING
PL	PLUMBING

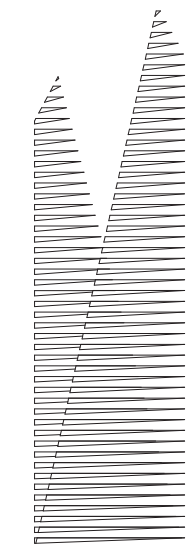


1 FLOOR 07  
SCALE: 1/8" = 1'-0"



## HUDSON YARDS - TOWER C

501 WEST 30TH STREET  
NEW YORK, NY



**Client**  
Related Companies  
60 Columbus Circle  
New York, NY 10023  
TEL: 212.801.1000 FAX: 212.801.1048

**Oxford Properties Group**  
320 Park Avenue, 17th Floor  
New York, NY 10022  
TEL: 212.986.7514 FAX: 212.986.7510

**Architect**  
Kohn Pedersen Fox Associates PC  
Architects & Planning Consultants  
11 West 42nd Street  
New York, New York 10036  
TEL: 212.977.6500 FAX: 212.956.2526

**Structural Engineer**  
Thornton Tomasetti, Inc.  
51 Madison Avenue  
New York, NY 10010  
TEL: 917.661.7800 FAX: 718.661.7801

**Mechanical, Electrical, Plumbing, Fire Protection**  
Jaros Baum & Bolles Consulting Engineers  
80 Pine Street  
New York, NY 10013  
TEL: 212.530.9300 FAX: 212.269.5894


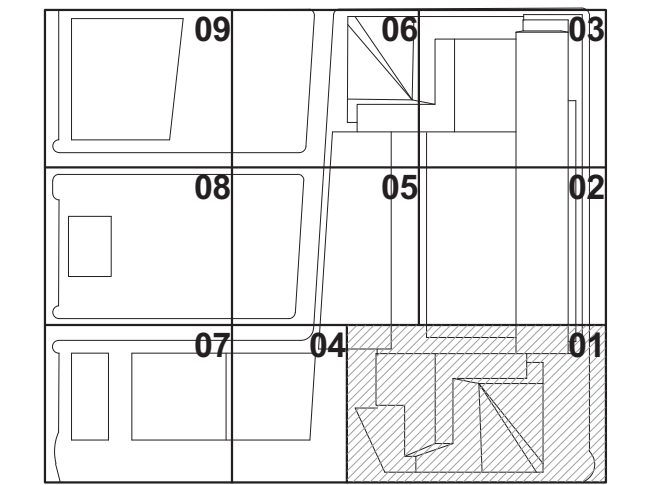
D.O.B. BUILDING PERMIT FILING 03/22/2013

No.

Description

Date

Key Plan



HYE-TC-Z1-0701

ZFA AREA PLAN  
FLOOR 07

Owner Number

Z1-0701

8-2013 Drawing Number


Z-109.00

SHEET 22 OF 66



HUDSON YARDS -  
TOWER C

501 WEST 30TH STREET  
NEW YORK, NY



Client  
Related Companies  
60 Columbus Circle  
New York, NY 10023  
TEL: 212.801.1000 FAX: 212.801.1048

Oxford Properties Group  
320 Park Avenue, 17th Floor  
New York, NY 10022  
TEL: 212.986.7514 FAX: 212.986.7510

Architect  
Kohn Pedersen Fox Associates PC  
Architects & Planning Consultants  
11 West 42nd Street  
New York, New York 10036  
TEL: 212.977.6500 FAX: 212.956.2526

Structural Engineer  
Thornton Tomasetti, Inc.  
51 Madison Avenue  
New York, NY 10010  
TEL: 917.661.7800 FAX: 718.661.7801

Mechanical, Electrical, Plumbing, Fire Protection  
Jaros Baum & Bolles Consulting Engineers  
80 Pine Street  
New York, NY 10013  
TEL: 212.530.9300 FAX: 212.269.5894



1 FLOOR 08  
SCALE: 1/8" = 1'-0"

ZFA DEDUCTIONS - LEVEL 08

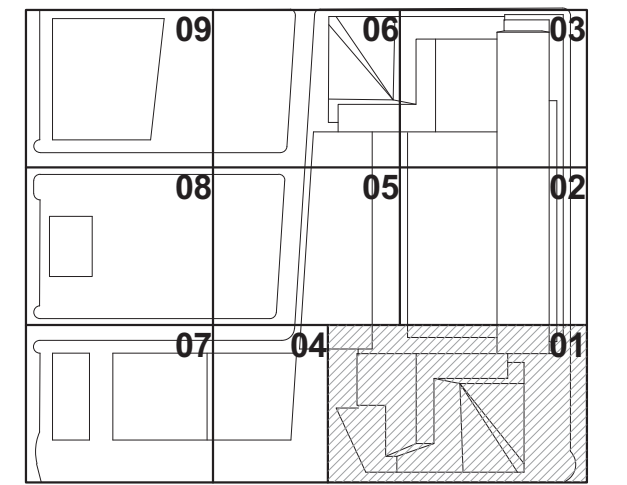
Name	Area
CR	14 SF
CR	20 SF
CR	4 SF
CR	14 SF
CR	15 SF
CR	0 SF
CR	1 SF
EC	412 SF
EC	218 SF
FA	3 SF
MR	214 SF
MR	194 SF
MR	169 SF
MR	176 SF
MS	45 SF
MS	42 SF
MS	65 SF
MS	48 SF
MS	41 SF
MS	99 SF
MS	46 SF
MS	42 SF
MS	99 SF
MS	33 SF
MS	54 SF
MS	38 SF
MS	48 SF
MS	30 SF
MS	66 SF
MS	80 SF
MS	26 SF
MS	53 SF
MS	58 SF
PL	19 SF
PL	140 SF
PL	27 SF
PL	105 SF
PL	2756 SF

GROSS FA: 39,672 SF  
TOTAL DEDUCTIONS: 2,756 SF  
ZONING FLOOR AREA: 36,916 SF

LEGEND:  
BU BULKHEAD  
CR CONDUIT RISER  
EC ELECTRICAL CLOSET  
ECR ELEVATOR CONTROL ROOM  
EMR ELEVATOR MACHINE ROOM  
EO ELEVATOR OVERRUN  
FA FIRE ALARM  
LD LOADING DOCK  
ME MECHANICAL PIPE ENCLOSURE  
MR MECHANICAL ROOM  
MS MECHANICAL SHAFT  
PKG PARKING  
PL PLUMBING

D.O.B. BUILDING PERMIT FILING 03/22/2013

Key Plan



Date: 03/22/2013  
Project No: 1776  
Drawn By: [Signature]  
Sheet Number: [Signature]  
Drawing Title: HYE-TC-Z1-0801

Damian Titus  
Buildings  
APPROVED  
Under Directive 2 of 1975  
Date/Time: Aug 15, 2013 - 10:15 AM  
NYC Development Hub

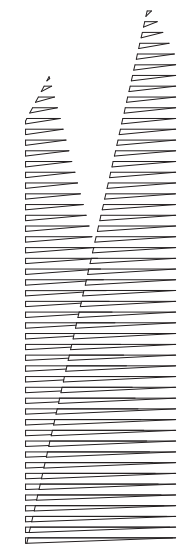
ZFA AREA PLAN  
FLOOR 08

Director Number: Z1-0801  
B-Scan Drawing Number: Z-110.00  
SHEET 23 OF 66



HUDSON YARDS -  
TOWER C

501 WEST 30TH STREET  
NEW YORK, NY



Client  
Related Companies  
60 Columbus Circle  
New York, NY 10023  
TEL: 212.801.1000 FAX: 212.801.1048

Oxford Properties Group  
320 Park Avenue, 17th Floor  
New York, NY 10022  
TEL: 212.986.7514 FAX: 212.986.7510

Architect  
Kohn Pedersen Fox Associates PC  
Architects & Planning Consultants  
11 West 42nd Street  
New York, New York 10036  
TEL: 212.977.6500 FAX: 212.956.2526

Structural Engineer  
Thornton Tomasetti, Inc.  
51 Madison Avenue  
New York, NY 10010  
TEL: 917.661.7800 FAX: 718.661.7801

Mechanical, Electrical, Plumbing, Fire Protection  
Jaros Baum & Bolles Consulting Engineers  
80 Pine Street  
New York, NY 10013  
TEL: 212.530.9300 FAX: 212.269.5894



1 FLOOR 09  
SCALE: 1/8" = 1'-0"

ZFA DEDUCTIONS - LEVEL 09	
Name	Area

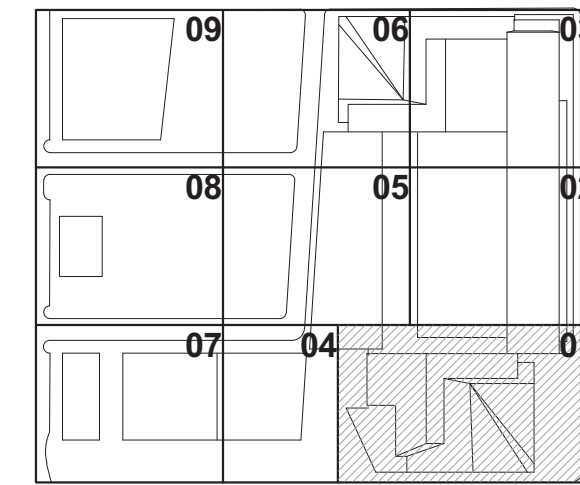
CR	14 SF
CR	20 SF
CR	4 SF
CR	14 SF
CR	15 SF
CR	0 SF
CR	1 SF
EC	412 SF
EC	218 SF
FA	3 SF
MR	214 SF
MR	194 SF
MR	167 SF
MR	176 SF
MS	45 SF
MS	42 SF
MS	65 SF
MS	48 SF
MS	41 SF
MS	99 SF
MS	46 SF
MS	42 SF
MS	99 SF
MS	33 SF
MS	53 SF
MS	38 SF
MS	48 SF
MS	30 SF
MS	66 SF
MS	80 SF
MS	26 SF
MS	53 SF
MS	58 SF
PL	19 SF
PL	140 SF
PL	27 SF
PL	105 SF
PL	2752 SF

GROSS FA: 41,065 SF  
TOTAL DEDUCTIONS: 2,752 SF  
ZONING FLOOR AREA: 38,313 SF

LEGEND:	
BU	BULKHEAD
CR	CONDUIT RISER
EC	ELECTRICAL CLOSET
ECR	ELEVATOR CONTROL ROOM
EMR	ELEVATOR MACHINE ROOM
EO	ELEVATOR OVERRUN
FA	FIRE ALARM
LD	LOADING DOCK
ME	MECHANICAL PIPE ENCLOSURE
MR	MECHANICAL ROOM
MS	MECHANICAL SHAFT
PKG	PARKING
PL	PLUMBING

No.	Description	Date
1	D.O.B. BUILDING PERMIT FILING	03/22/2013

Key Plan



Date: 03/22/2013  
Project No: 1776  
Drawn By:  
Sheet Number



HYE-TC-Z1-0901

ZFA AREA PLAN  
FLOOR 09

Drawn By: Z1-0901

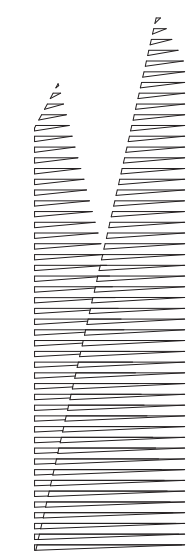
10 Z-111.00





HUDSON YARDS -  
TOWER C

501 WEST 30TH STREET  
NEW YORK, NY



Client  
Related Companies  
60 Columbus Circle  
New York, NY 10023  
TEL: 212.801.1000 FAX: 212.801.1048

Oxford Properties Group  
320 Park Avenue, 17th Floor  
New York, NY 10022  
TEL: 212.986.7514 FAX: 212.986.7510

Architect  
Kohn Pedersen Fox Associates PC  
Architects & Planning Consultants  
11 West 42nd Street  
New York, New York 10036  
TEL: 212.977.6500 FAX: 212.956.2526

Structural Engineer  
Thornton Tomasetti, Inc.  
51 Madison Avenue  
New York, NY 10010  
TEL: 917.661.7800 FAX: 718.661.7801

Mechanical, Electrical, Plumbing, Fire Protection  
Jaros Baum & Bolles Consulting Engineers  
80 Pine Street  
New York, NY 10013  
TEL: 212.530.9300 FAX: 212.269.5894



1 FLOOR 10

SCALE: 1/8" = 1'-0"

ZFA DEDUCTIONS - LEVEL 10

Name	Area
CR	14 SF
CR	20 SF
CR	4 SF
CR	14 SF
CR	15 SF
CR	0 SF
CR	1 SF
EC	412 SF
EC	218 SF
FA	3 SF
MR	214 SF
MR	194 SF
MR	169 SF
MR	176 SF
MS	45 SF
MS	42 SF
MS	65 SF
MS	48 SF
MS	41 SF
MS	99 SF
MS	46 SF
MS	42 SF
MS	99 SF
MS	33 SF
MS	54 SF
MS	38 SF
MS	48 SF
MS	30 SF
MS	66 SF
MS	80 SF
MS	26 SF
PL	19 SF
PL	140 SF
PL	27 SF
PL	105 SF
PL	2756 SF

GROSS FA: 39,710 SF  
TOTAL DEDUCTIONS: 2,756 SF  
ZONING FLOOR AREA: 36,954 SF

LEGEND:

BU	BULKHEAD
CR	CONDUIT RISER
EC	ELECTRICAL CLOSET
ECR	ELEVATOR CONTROL ROOM
EMR	ELEVATOR MACHINE ROOM
EO	ELEVATOR OVERRUN
FA	FIRE ALARM
LD	LOADING DOCK
ME	MECHANICAL PIPE ENCLOSURE
MR	MECHANICAL ROOM
MS	MECHANICAL SHAFT
PL	PARKING
PL	PLUMBING

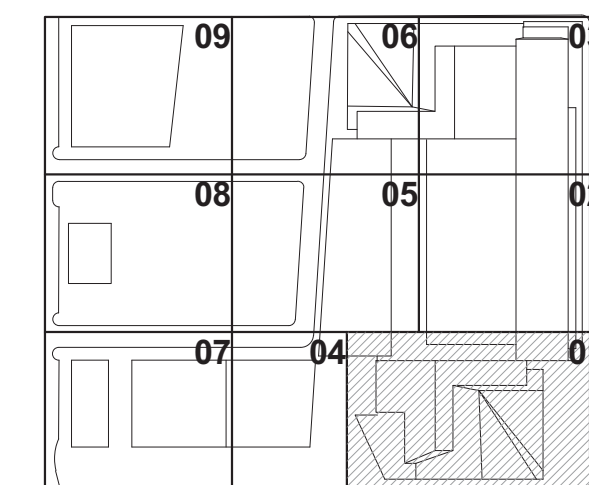
D.O.B. BUILDING PERMIT FILING 03/22/2013

No.

Description

Date

Key Plan



Date: 03/22/2013

Project No.

1776

Drawn By

Sheet Number

Drawing Title

HYE-TC-ZI-1001

ZFA AREA PLAN  
FLOOR 10

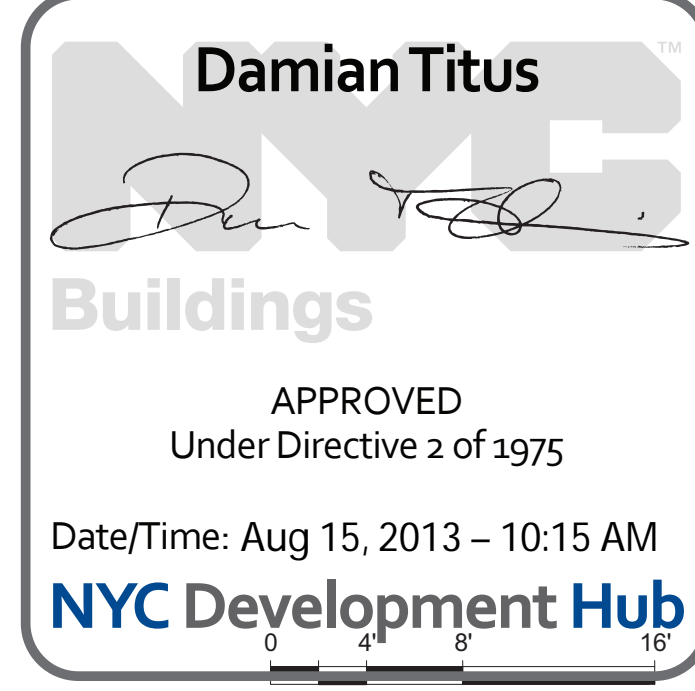
Drawn By

ZI-1001

Sheet Number


Z-112.00

SHEET 25 OF 66



N





Oxford Properties Group  
320 Park Avenue, 17th Floor  
New York, NY 10022  
TEL: 212.986.7514 FAX: 212.986.7510

*Architect*  
Kohn Pedersen Fox Associates PC  
Architects & Planning Consultants  
11 West 42nd Street  
New York, New York 10036  
TEL: 212.977.6500 FAX: 212.956.2526

*Structural Engineer*  
Thornton Tomasetti, Inc.  
51 Madison Avenue  
New York, NY 10010  
TEL: 917.661.7800 FAX: 718.661.7801

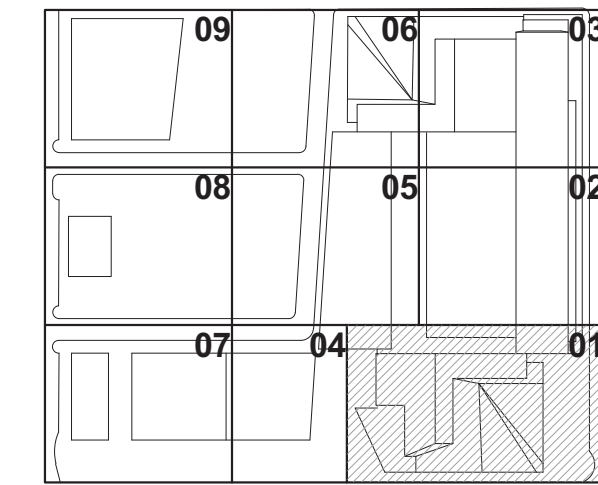
*Mechanical, Electrical, Plumbing, Fire Protection*  
Jaros Baum & Bolles Consulting Engineers  
80 Pine Street  
New York, NY 10013  
TEL: 212.530.9300 FAX: 212.269.5894




CR	14 5F
CR	20 5F
CR	4 5F
CR	14 5F
CR	15 5F
CR	0 5F
CR	1 5F
EC	412 5F
EC	218 5F
FA	3 5F
MR	214 5F
MR	194 5F
MR	169 5F
MR	176 5F
MS	45 5F
MS	42 5F
MS	65 5F
MS	48 5F
MS	41 5F
MS	99 5F
MS	46 5F
MS	42 5F
MS	99 5F
MS	33 5F
MS	54 5F
MS	38 5F
MS	48 5F
MS	30 5F
MS	66 5F
MS	80 5F
MS	26 5F
MS	53 5F
MS	58 5F
PL	19 5F
PL	140 5F
PL	27 5F
PL	105 5F
	2766 5F

LEGEND:	
BU	BULKHEAD
CR	CONDUIT RISER
EC	ELECTRICAL CLOSET
ECR	ELEVATOR CONTROL ROOM
EMR	ELEVATOR MACHINE ROOM
EO	ELEVATOR OVERRUN
FA	FIRE ALARM
LD	LOADING DOCK
ME	MECHANICAL PIPE ENCLOSURE
MR	MECHANICAL ROOM
MS	MECHANICAL SHAFT
PKG	PARKING
PL	PLUMBING

1 FLOOR 11  
SCALE: 1/8" = 1'-0"



Issue Date:	03/22/2013
Project No.	1776.10
Drawn By	
Sheet Number	

HYE-TC-Z1-1101

## ZFA AREA PLAN FLOOR 11

Drawing Number  
**Z1-1101**  
B-Scan Drawing Number  
**Z-113.00**

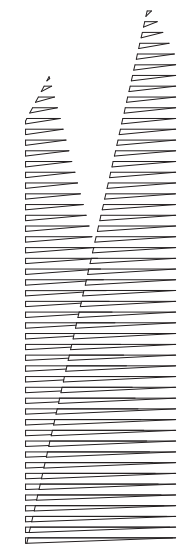
SHEET 26 OF 66

Z1-1101  
4/15/2013 4:17:48 PM  
ZFA AREA PLAN FLOOR 11  
C:\KPF\Revit\1776\_HYE\_TC\_KPF\_SHEETS\_JGordon.rvt



HUDSON YARDS -  
TOWER C

501 WEST 30TH STREET  
NEW YORK, NY



Client  
Related Companies  
60 Columbus Circle  
New York, NY 10023  
TEL: 212.801.1000 FAX: 212.801.1048

Oxford Properties Group  
320 Park Avenue, 17th Floor  
New York, NY 10022  
TEL: 212.986.7514 FAX: 212.986.7510


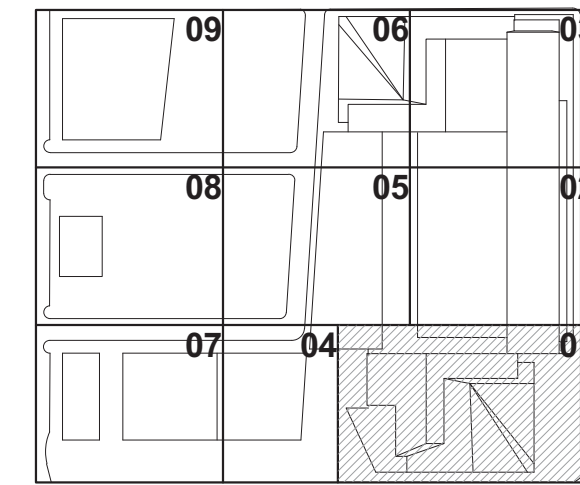
Architect  
Kohn Pedersen Fox Associates PC  
Architects & Planning Consultants  
11 West 42nd Street  
New York, New York 10036  
TEL: 212.977.6500 FAX: 212.956.2526

Structural Engineer  
Thornton Tomasetti, Inc.  
51 Madison Avenue  
New York, NY 10010  
TEL: 917.661.7800 FAX: 718.661.7801

Mechanical, Electrical, Plumbing, Fire Protection  
Jaros Baum & Bolles Consulting Engineers  
80 Pine Street  
New York, NY 10013  
TEL: 212.530.9300 FAX: 212.269.5894

D.O.B. BUILDING PERMIT FILING 03/22/2013

Key Plan



HYE-TC-Z1-1201

ZFA AREA PLAN  
FLOOR 12

Drawing Number

Z1-1201

Sheet Number

Z-114.00

SHEET 27 OF 66



1 FLOOR 12  
SCALE: 1/8" = 1'-0"

ZFA DEDUCTIONS - LEVEL 12

Name	Area
CR	14 SF
CR	20 SF
CR	4 SF
CR	14 SF
CR	15 SF
CR	0 SF
CR	1 SF
EC	412 SF
EC	218 SF
FA	3 SF
MR	214 SF
MR	194 SF
MR	169 SF
MR	176 SF
MS	45 SF
MS	42 SF
MS	65 SF
MS	48 SF
MS	41 SF
MS	99 SF
MS	46 SF
MS	42 SF
MS	99 SF
MS	33 SF
MS	54 SF
MS	38 SF
MS	48 SF
MS	30 SF
MS	66 SF
MS	80 SF
MS	26 SF
MS	53 SF
MS	58 SF
PL	19 SF
PL	140 SF
PL	27 SF
PL	105 SF
PL	2756 SF

GROSS FA: 39,743 SF  
TOTAL DEDUCTIONS: 2,756 SF  
ZONING FLOOR AREA: 36,987 SF

LEGEND:

BU	BULKHEAD
CR	CONDUIT RISER
EC	ELECTRICAL CLOSET
EGR	ELEVATOR CONTROL ROOM
EMR	ELEVATOR MACHINE ROOM
EO	ELEVATOR OVERRUN
FA	FIRE ALARM
LD	LOADING DOCK
ME	MECHANICAL PIPE ENCLOSURE
MR	MECHANICAL ROOM
MS	MECHANICAL SHAFT
PL	PLUMBING



Date/Time: Aug 15, 2013 - 10:15 AM

NYC Development Hub





Z:\4-1301  
7/15/2013 4:18:21 PM  
ZFA AREA PLAN FLOOR 13  
C:\PE\Realt\776\_LIVE\_TC\_APP\_SHEETS\_Gordon.nv



1 FLOOR 13  
SCALE: 1/8" = 1'-0"

ZFA DEDUCTIONS - LEVEL 13

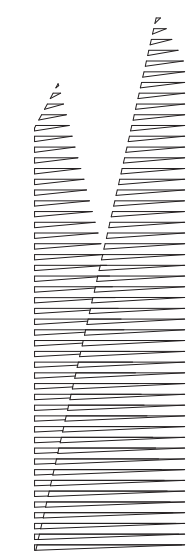
Name	Area
CR	14 SF
CR	20 SF
CR	4 SF
CR	14 SF
CR	15 SF
CR	0 SF
CR	1 SF
EC	412 SF
EC	218 SF
FA	3 SF
MR	214 SF
MR	194 SF
MR	169 SF
MR	176 SF
MS	45 SF
MS	42 SF
MS	65 SF
MS	48 SF
MS	41 SF
MS	99 SF
MS	46 SF
MS	42 SF
MS	99 SF
MS	33 SF
MS	54 SF
MS	38 SF
MS	48 SF
MS	30 SF
MS	66 SF
MS	80 SF
MS	26 SF
MS	53 SF
MS	58 SF
PL	19 SF
PL	140 SF
PL	27 SF
PL	105 SF
PL	2756 SF

GROSS FA: 41,126 SF  
TOTAL DEDUCTIONS: 2,756 SF  
ZONING FLOOR AREA: 38,370 SF

LEGEND:  
RU BULKHEAD  
CR CONDUIT RISER  
EC ELECTRICAL CLOSET  
ECR ELEVATOR CONTROL ROOM  
EMR ELEVATOR MACHINE ROOM  
EO ELEVATOR OVERRUN  
FA FIRE ALARM  
LD LOADING DOCK  
ME MECHANICAL PIPE ENCLOSURE  
MR MECHANICAL ROOM  
MS MECHANICAL SHAFT  
PKG PARKING  
PL PLUMBING

## HUDSON YARDS - TOWER C

501 WEST 30TH STREET  
NEW YORK, NY



Client  
Related Companies  
60 Columbus Circle  
New York, NY 10023  
TEL: 212.801.1000 FAX: 212.801.1048

Oxford Properties Group  
320 Park Avenue, 17th Floor  
New York, NY 10022  
TEL: 212.986.7514 FAX: 212.986.7510

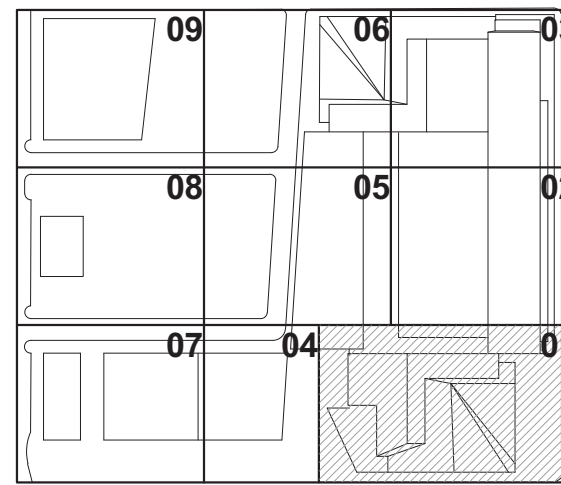
Architect  
Kohn Pedersen Fox Associates PC  
Architects & Planning Consultants  
11 West 42nd Street  
New York, New York 10036  
TEL: 212.977.6500 FAX: 212.956.2526

Structural Engineer  
Thornton Tomasetti, Inc.  
51 Madison Avenue  
New York, NY 10010  
TEL: 917.661.7800 FAX: 718.661.7801

Mechanical, Electrical, Plumbing, Fire Protection  
Jaros Baum & Bolles Consulting Engineers  
80 Pine Street  
New York, NY 10013  
TEL: 212.530.9300 FAX: 212.269.5894

D.O.B. BUILDING PERMIT FILING 03/22/2013

Key Plan



Date: 03/22/2013  
Project No: 1776  
Drawn By: [Signature]  
Sheet Number



HYE-TC-Z1-1301

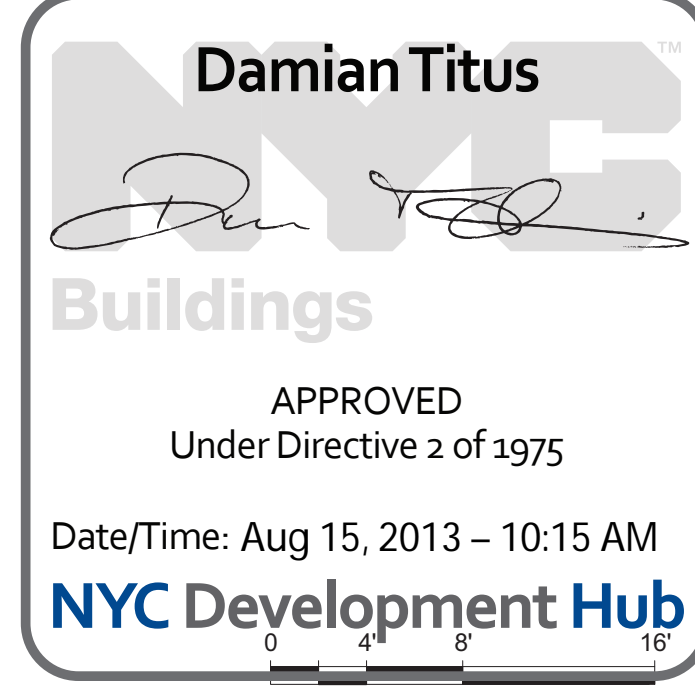
ZFA AREA PLAN  
FLOOR 13

Drawn By: [Signature]  
Sheet Number

Z1-1301

Z-115.00

SHEET 28 OF 66



Damian Titus

Buildings

APPROVED  
Under Directive 2 of 1975

Date/Time: Aug 15, 2013 - 10:15 AM

NYC Development Hub

10

N



501 WEST 30TH STREET  
NEW YORK, NY

*Client*  
Related Companies  
60 Columbus Circle  
New York, NY 10023  
TEL: 212.801.1000 FAX: 212.801.1048

Oxford Properties Group  
320 Park Avenue, 17th Floor  
New York, NY 10022  
TEL: 212.986.7514 FAX: 212.986.7510

**Architect**  
Kohn Pedersen Fox Associates PC  
Architects & Planning Consultants  
11 West 42nd Street  
New York, New York 10036  
TEL: 212.977.6500 FAX: 212.956.2526

*Structural Engineer*  
Thornton Tomasetti, Inc.  
51 Madison Avenue  
New York, NY 10010  
TEL: 917.661.7800 FAX: 718.661.7801

*Mechanical, Electrical, Plumbing, Fire Protection*  
Jaros Baum & Bolles Consulting Engineers  
80 Pine Street  
New York, NY 10013  
TEL: 212.530.9300 FAX: 212.269.5894




CR	14 5F
CR	20 5F
CR	4 5F
CR	14 5F
CR	15 5F
CR	0 5F
CR	1 5F
EC	212 5F
EC	418 5F
FA	3 5F
MR	214 5F
MR	194 5F
MR	169 5F
MR	176 5F
MS	45 5F
MS	42 5F
MS	65 5F
MS	41 5F
MS	99 5F
MS	46 5F
MS	42 5F
MS	99 5F
MS	33 5F
MS	54 5F
MS	38 5F
MS	48 5F
MS	30 5F
MS	66 5F
MS	80 5F
MS	26 5F
MS	53 5F
MS	58 5F
PL	19 5F
PL	140 5F
PL	27 5F
PL	105 5F
	2766 5F

**LEGEND:**

BU	BULKHEAD
CR	CONDUIT RISER
EC	ELECTRICAL CLOSET
ECR	ELEVATOR CONTROL ROOM
EMR	ELEVATOR MACHINE ROOM
EO	ELEVATOR OVERRUN
FA	FIRE ALARM
LD	LOADING DOCK
ME	MECHANICAL PIPE ENCLOSURE
MR	MECHANICAL ROOM
MS	MECHANICAL SHAFT
PKG	PARKING
PL	PLUMBING

Key Note



**HYE -TC -Z1-1401**

**ZFA AREA PLAN  
FLOOR 14**

Dividing Number  
**Z1-1401**


Z-116.00

SHEET 29 OF 66



HUDSON YARDS -  
TOWER C

501 WEST 30TH STREET  
NEW YORK, NY



Client  
Related Companies  
60 Columbus Circle  
New York, NY 10023  
TEL: 212.801.1000 FAX: 212.801.1048

Oxford Properties Group  
320 Park Avenue, 17th Floor  
New York, NY 10022  
TEL: 212.986.7514 FAX: 212.986.7510

Architect  
Kohn Pedersen Fox Associates PC  
Architects & Planning Consultants  
11 West 42nd Street  
New York, New York 10036  
TEL: 212.977.6500 FAX: 212.956.2526

Structural Engineer  
Thornton Tomasetti, Inc.  
51 Madison Avenue  
New York, NY 10010  
TEL: 917.661.7800 FAX: 718.661.7801

Mechanical, Electrical, Plumbing, Fire Protection  
Jaros Baum & Bolles Consulting Engineers  
80 Pine Street  
New York, NY 10013  
TEL: 212.530.9300 FAX: 212.269.5894



1 FLOOR 15  
SCALE: 1/8" = 1'-0"

ZFA DEDUCTIONS - LEVEL 15		
Name	Area	

CR	14 SF
CR	20 SF
CR	4 SF
CR	14 SF
CR	15 SF
CR	0 SF
CR	1 SF
EC	412 SF
EC	218 SF
FA	3 SF
MR	214 SF
MR	194 SF
MR	169 SF
MR	176 SF
MS	45 SF
MS	42 SF
MS	65 SF
MS	48 SF
MS	41 SF
MS	99 SF
MS	46 SF
MS	42 SF
MS	99 SF
MS	33 SF
MS	54 SF
MS	38 SF
MS	48 SF
MS	30 SF
MS	66 SF
MS	80 SF
MS	26 SF
MS	53 SF
MS	58 SF
PL	19 SF
PL	140 SF
PL	27 SF
PL	105 SF
PL	2756 SF

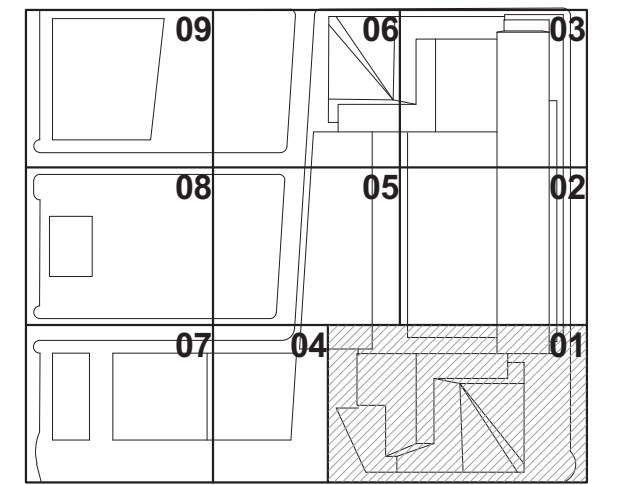
GROSS FA: 41,139 SF  
TOTAL DEDUCTIONS: 2,756 SF  
ZONING FLOOR AREA: 38,383 SF

LEGEND:	
BU	BULKHEAD
CR	CONDUIT RISER
EC	ELECTRICAL CLOSET
ECR	ELEVATOR CONTROL ROOM
EMR	ELEVATOR MACHINE ROOM
EO	ELEVATOR OVERRUN
FA	FIRE ALARM
LD	LOADING DOCK
ME	MECHANICAL PIPE ENCLOSURE
MR	MECHANICAL ROOM
MS	MECHANICAL SHAFT
PKG	PARKING
PL	PLUMBING

D.O.B. BUILDING PERMIT FILING 03/22/2013

No. Description Date

Key Plan



Date: 03/22/2013  
Project No. 1776  
Drawing Title  
Sheet Number

HYE-TC-Z1-1501

ZFA AREA PLAN  
FLOOR 15

Director Number  
Z1-1501  
B Scan Drawing Number  
Z-117.00

SHEET 30 OF 66

Damian Titus  
Buildings  
APPROVED  
Under Directive 2 of 1975  
Date/Time: Aug 15, 2013 - 10:15 AM  
NYC Development Hub










HUDSON YARDS -  
TOWER C

501 WEST 30TH STREET  
NEW YORK, NY



Client  
Related Companies  
60 Columbus Circle  
New York, NY 10023  
TEL: 212.801.1000 FAX: 212.801.1048

Oxford Properties Group  
320 Park Avenue, 17th Floor  
New York, NY 10022  
TEL: 212.986.7514 FAX: 212.986.7510

Architect  
Kohn Pedersen Fox Associates PC  
Architects & Planning Consultants  
11 West 42nd Street  
New York, New York 10036  
TEL: 212.977.6500 FAX: 212.956.2526

Structural Engineer  
Thornton Tomasetti, Inc.  
51 Madison Avenue  
New York, NY 10010  
TEL: 917.661.7800 FAX: 718.661.7801

Mechanical, Electrical, Plumbing, Fire Protection  
Jaros Baum & Bolles Consulting Engineers  
80 Pine Street  
New York, NY 10013  
TEL: 212.530.9300 FAX: 212.269.5894



1 FLOOR 17  
SCALE: 1/8" = 1'-0"

ZFA DEDUCTIONS - LEVEL 17	
Name	Area

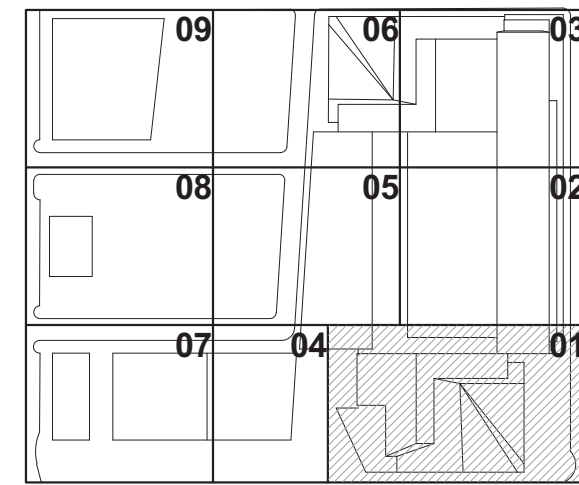
CR	14 SF
CR	20 SF
CR	4 SF
CR	14 SF
CR	15 SF
CR	0 SF
CR	1 SF
EC	412 SF
EC	218 SF
FA	3 SF
MR	214 SF
MR	194 SF
MR	169 SF
MR	176 SF
MS	45 SF
MS	42 SF
MS	65 SF
MS	48 SF
MS	41 SF
MS	99 SF
MS	46 SF
MS	42 SF
MS	99 SF
MS	33 SF
MS	54 SF
MS	38 SF
MS	48 SF
MS	30 SF
MS	66 SF
MS	80 SF
MS	26 SF
MS	53 SF
MS	58 SF
PL	19 SF
PL	140 SF
PL	27 SF
PL	105 SF
PL	2756 SF

GROSS FA: 41,140 SF  
TOTAL DEDUCTIONS: 2,756 SF  
ZONING FLOOR AREA: 38,384 SF

LEGEND:	
BU	BULKHEAD
CR	CONDUIT RISER
EC	ELECTRICAL CLOSET
ECR	ELEVATOR CONTROL ROOM
EMR	ELEVATOR MACHINE ROOM
EO	ELEVATOR OVERRUN
FA	FIRE ALARM
LD	LOADING DOCK
ME	MECHANICAL PIPE ENCLOSURE
MR	MECHANICAL ROOM
MS	MECHANICAL SHAFT
PKG	PARKING
PL	PLUMBING

D.O.B. BUILDING PERMIT FILING 03/22/2013

Key Plan



Date: 03/22/2013  
Project No: 1776  
Drawn By:  
Sheet Number



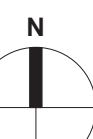
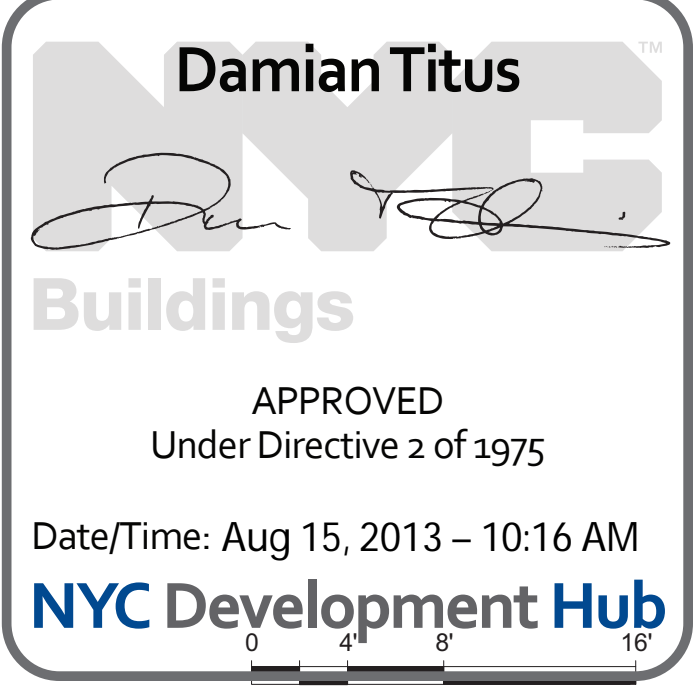
HYE-TC-Z1-1701

ZFA AREA PLAN  
FLOOR 17

Drawn By: Z1-1701

10

Z-119.00










HUDSON YARDS -  
TOWER C

501 WEST 30TH STREET  
NEW YORK, NY



Client  
Related Companies  
60 Columbus Circle  
New York, NY 10023  
TEL: 212.801.1000 FAX: 212.801.1048

Oxford Properties Group  
320 Park Avenue, 17th Floor  
New York, NY 10022  
TEL: 212.986.7514 FAX: 212.986.7510

Architect  
Kohn Pedersen Fox Associates PC  
Architects & Planning Consultants  
11 West 42nd Street  
New York, New York 10036  
TEL: 212.977.6500 FAX: 212.956.2526

Structural Engineer  
Thornton Tomasetti, Inc.  
51 Madison Avenue  
New York, NY 10010  
TEL: 917.661.7800 FAX: 718.661.7801

Mechanical, Electrical, Plumbing, Fire Protection  
Jaros Baum & Bolles Consulting Engineers  
80 Pine Street  
New York, NY 10013  
TEL: 212.530.9300 FAX: 212.269.5894



1 FLOOR 19  
SCALE: 1/8" = 1'-0"

ZFA DEDUCTIONS - LEVEL 19

Name	Area
CR	14 SF
CR	20 SF
CR	4 SF
CR	14 SF
CR	15 SF
CR	0 SF
CR	1 SF
EC	412 SF
EC	218 SF
FA	3 SF
MR	214 SF
MR	194 SF
MR	169 SF
MR	176 SF
MS	45 SF
MS	42 SF
MS	65 SF
MS	48 SF
MS	41 SF
MS	99 SF
MS	46 SF
MS	42 SF
MS	99 SF
MS	33 SF
MS	54 SF
MS	38 SF
MS	48 SF
MS	30 SF
MS	66 SF
MS	80 SF
MS	26 SF
PL	19 SF
PL	140 SF
PL	27 SF
PL	105 SF
PL	2756 SF

GROSS FA: 36,036 SF  
TOTAL DEDUCTIONS: 2,756 SF  
ZONING FLOOR AREA: 33,280 SF

LEGEND:  
BU BULKHEAD  
CR CONDUIT RISER  
EC ELECTRICAL CLOSET  
EOR ELEVATOR CONTROL ROOM  
EMR ELEVATOR MACHINE ROOM  
EO ELEVATOR OVERRUN  
FA FIRE ALARM  
LO LOADING DOCK  
ME MECHANICAL PIPE ENCLOSURE  
MR MECHANICAL ROOM  
MS MECHANICAL SHAFT  
PKG PARKING  
PL PLUMBING

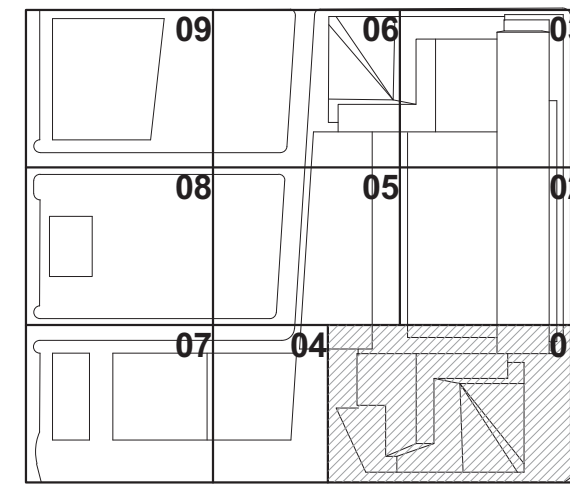
D.O.B. BUILDING PERMIT FILING 03/22/2013

No.

Description

Date

Key Plan



Date: 03/22/2013  
Project No: 1776  
Drawn By: [Signature]  
Sheet Number: [Signature]

HYE-TC-Z1-1901

ZFA AREA PLAN  
FLOOR 19

Drawn By: Z1-1901  
B Scan Drawing Number: Z-121.00





501 WEST 30TH STREET  
NEW YORK, NY

*Client*  
Related Companies  
60 Columbus Circle  
New York, NY 10023  
TEL: 212.801.1000 FAX: 212.801.1048

Oxford Properties Group  
320 Park Avenue, 17th Floor  
New York, NY 10022  
TEL: 212.986.7514 FAX: 212.986.7510

*Architect*  
Kohn Pedersen Fox Associates PC  
Architects & Planning Consultants  
11 West 42nd Street  
New York, New York 10036  
TEL: 212.977.6500 FAX: 212.956.2526

*Structural Engineer*  
Thornton Tomasetti, Inc.  
51 Madison Avenue  
New York, NY 10010  
TEL: 917.661.7800 FAX: 718.661.7801

*Mechanical, Electrical, Plumbing, Fire Protection*  
Jaros Baum & Bolles Consulting Engineers  
80 Pine Street  
New York, NY 10013  
TEL: 212.530.9300 FAX: 212.269.5894




CR	14 SF
CR	20 SF
CR	4 SF
CR	14 SF
CR	15 SF
CR	0 SF
CR	1 SF
EC	412 SF
EC	218 SF
FA	3 SF
ME	9 SF
ME	10 SF
MR	214 SF
MR	194 SF
MR	169 SF
MR	176 SF
MS	45 SF
MS	42 SF
MS	65 SF
MS	42 SF
MS	41 SF
MS	99 SF
MS	46 SF
MS	42 SF
MS	99 SF
MS	33 SF
MS	54 SF
MS	38 SF
MS	48 SF
MS	30 SF
MS	66 SF
MS	80 SF
MS	26 SF
MS	53 SF
MS	58 SF
PL	18 SF
PL	140 SF
PL	27 SF
PL	105 SF
	2783 SF

**LEGEND:**

BU	BULKHEAD
CR	CONDUIT RISER
EC	ELECTRICAL CLOSET
ECR	ELEVATOR CONTROL ROOM
EMR	ELEVATOR MACHINE ROOM
EO	ELEVATOR OVERRUN
FA	FIRE ALARM
LD	LOADING DOCK
ME	MECHANICAL PIPE ENCLOSURE
MR	MECHANICAL ROOM
MS	MECHANICAL SHAFT
PKG	PARKING
PL	PLUMBING

SCALE: 1/8" = 1'-0"



**HYE -TC -Z1-2001**

## ZFA AREA PLAN FLOOR 20

During Month  
**Z1-2001**


Z-122.00

SHEET 35 OF 66



HUDSON YARDS -  
TOWER C

501 WEST 30TH STREET  
NEW YORK, NY



Client  
Related Companies  
60 Columbus Circle  
New York, NY 10023  
TEL: 212.801.1000 FAX: 212.801.1048

Oxford Properties Group  
320 Park Avenue, 17th Floor  
New York, NY 10022  
TEL: 212.986.7514 FAX: 212.986.7510

Architect  
Kohn Pedersen Fox Associates PC  
Architects & Planning Consultants  
11 West 42nd Street  
New York, New York 10036  
TEL: 212.977.6500 FAX: 212.956.2526

Structural Engineer  
Thornton Tomasetti, Inc.  
51 Madison Avenue  
New York, NY 10010  
TEL: 917.661.7800 FAX: 718.661.7801

Mechanical, Electrical, Plumbing, Fire Protection  
Jaros Baum & Bolles Consulting Engineers  
80 Pine Street  
New York, NY 10013  
TEL: 212.530.9300 FAX: 212.269.5894



1 FLOOR 21  
SCALE: 1/8" = 1'-0"

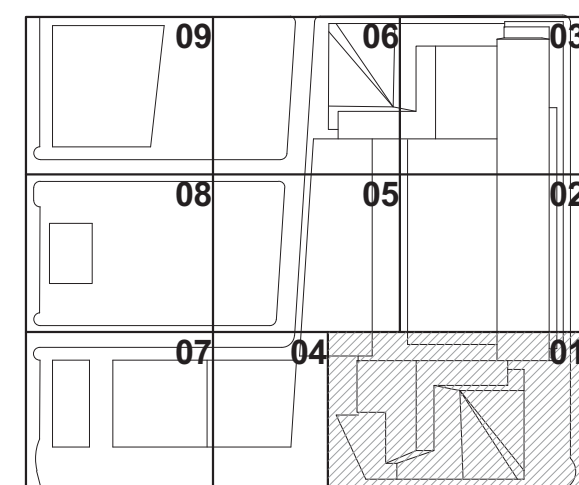
ZFA DEDUCTIONS - LEVEL 21	
Name	Area
CR	14 SF
CR	20 SF
CR	4 SF
CR	14 SF
CR	15 SF
CR	0 SF
CR	1 SF
EC	412 SF
EC	218 SF
FA	3 SF
MR	214 SF
MR	194 SF
MR	169 SF
MR	176 SF
MR	1822 SF
MS	45 SF
MS	42 SF
MS	65 SF
MS	51 SF
MS	99 SF
MS	46 SF
MS	42 SF
MS	99 SF
MS	33 SF
MS	54 SF
MS	38 SF
MS	48 SF
MS	30 SF
MS	66 SF
MS	80 SF
MS	26 SF
MS	53 SF
MS	58 SF
MS	42 SF
MS	80 SF
MS	20 SF
PL	19 SF
PL	140 SF
PL	57 SF
PL	50 SF
PL	50 SF
PL	4627 SF

GROSS FA: 37,964 SF  
TOTAL DEDUCTIONS: 4,627 SF  
ZONING FLOOR AREA: 33,337 SF

LEGEND:	
BU	BULKHEAD
CR	CONDUIT RISER
EC	ELECTRICAL CLOSET
ECR	ELEVATOR CONTROL ROOM
EMR	ELEVATOR MACHINE ROOM
EO	ELEVATOR OVERRUN
FA	FIRE ALARM
LD	LOADING DOCK
ME	MECHANICAL PIPE ENCLOSURE
MR	MECHANICAL ROOM
MS	MECHANICAL SHAFT
PKG	PARKING
PL	PLUMBING

D.O.B. BUILDING PERMIT FILING 03/22/2013

Key Plan



Date: 03/22/2013  
Project No: 1776  
Drawing Title: HYE-TC-Z1-2101

HYE-TC-Z1-2101

ZFA AREA PLAN  
FLOOR 21

Drawing Number

Z1-2101


Sheet Number

Z-123.00



HUDSON YARDS -  
TOWER C

501 WEST 30TH STREET  
NEW YORK, NY



*Client*  
Related Companies  
60 Columbus Circle  
New York, NY 10023  
TEL: 212.801.1000 FAX: 212.801.1048

Oxford Properties Group  
320 Park Avenue, 17th Floor  
New York, NY 10022  
TEL: 212.986.7514 FAX: 212.986.7510

*Architect*  
Kohn Pedersen Fox Associates PC  
Architects & Planning Consultants  
11 West 42nd Street  
New York, New York 10036  
TEL: 212.977.6500 FAX: 212.956.2526

*Structural Engineer*  
Thornton Tomasetti, Inc.  
51 Madison Avenue  
New York, NY 10010  
TEL: 917.661.7800 FAX: 718.661.7801

*Mechanical, Electrical, Plumbing, Fire Protection*  
Jaros Baum & Bolles Consulting Engineers  
80 Pine Street  
New York, NY 10013  
TEL: 212.530.9300 FAX: 212.269.5894



1 FLOOR 22  
SCALE: 1/8" = 1'-0"

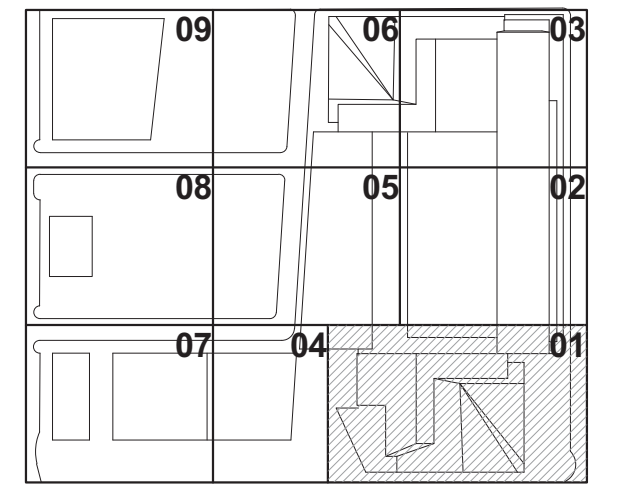
ZFA DEDUCTIONS - LEVEL 22		
Name	Area	
MR	214 SF	
MS	45 SF	
CR	14 SF	
EC	412 SF	
MR	194 SF	
MS	42 SF	
MS	65 SF	
PL	19 SF	
MS	51 SF	
MS	99 SF	
MS	46 SF	
MS	42 SF	
CR	20 SF	
MS	99 SF	
PL	140 SF	
MS	33 SF	
MR	169 SF	
MS	54 SF	
MS	38 SF	
EC	218 SF	
MS	48 SF	
MS	30 SF	
MS	66 SF	
MR	176 SF	
MS	80 SF	
MS	26 SF	
PL	57 SF	
CR	4 SF	
CR	14 SF	
MS	53 SF	
MS	58 SF	
CR	15 SF	
FA	3 SF	
CR	0 SF	
CR	1 SF	
EO		
PL	50 SF	
MS	39 SF	
MS	19 SF	
MS	19 SF	
PL	49 SF	
MR	280 SF	
PL		
3081 SF		

GROSS FA: 37,895 SF  
TOTAL DEDUCTIONS: 3,081 SF  
ZONING FLOOR AREA: 34,814 SF

LEGEND:	
BU	BULKHEAD
CR	CONDUIT RISER
EC	ELECTRICAL CLOSET
ECR	ELEVATOR CONTROL ROOM
EMR	ELEVATOR MACHINE ROOM
EO	ELEVATOR OVERRUN
FA	FIRE ALARM
LD	LOADING DOCK
ME	MECHANICAL PIPE ENCLOSURE
MR	MECHANICAL ROOM
MS	MECHANICAL SHAFT
PKG	PARKING
PL	PLUMBING

No.	Description	Date
1	D.O.B. BUILDING PERMIT FILING	03/22/2013

Key Plan



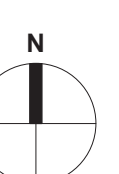
Date: 03/22/2013  
Project No: 1776  
Drawn By: [Signature]  
Sheet Number: [Signature]  
Drawing Title: HYE-TC-Z1-2201

HYE-TC-Z1-2201

ZFA AREA PLAN  
FLOOR 22

Director Number: Z1-2201  
B-Scan Drawing Number: Z-124.00  
SHEET 37 OF 66


**Damian Titus**  
Buildings  
APPROVED  
Under Directive 2 of 1975  
Date/Time: Aug 15, 2013 - 10:16 AM  
NYC Development Hub





HUDSON YARDS -  
TOWER C

501 WEST 30TH STREET  
NEW YORK, NY



Client  
Related Companies  
60 Columbus Circle  
New York, NY 10023  
TEL: 212.801.1000 FAX: 212.801.1048

Oxford Properties Group  
320 Park Avenue, 17th Floor  
New York, NY 10022  
TEL: 212.986.7514 FAX: 212.986.7510

Architect  
Kohn Pedersen Fox Associates PC  
Architects & Planning Consultants  
11 West 42nd Street  
New York, New York 10036  
TEL: 212.977.6500 FAX: 212.956.2526

Structural Engineer  
Thornton Tomasetti, Inc.  
51 Madison Avenue  
New York, NY 10010  
TEL: 917.661.7800 FAX: 718.661.7801

Mechanical, Electrical, Plumbing, Fire Protection  
Jaros Baum & Bolles Consulting Engineers  
80 Pine Street  
New York, NY 10013  
TEL: 212.530.9300 FAX: 212.269.5894



1 FLOOR 23  
SCALE: 1/8" = 1'-0"

ZFA DEDUCTIONS - LEVEL 23

Name	Area
CR	20 SF
CR	4 SF
CR	15 SF
CR	0 SF
CR	1 SF
CR	9 SF
CR	14 SF
EC	218 SF
EC	169 SF
EO	107 SF
EO	476 SF
EO	480 SF
FA	3 SF
MR	710 SF
MR	618 SF
MS	66 SF
MS	97 SF
MS	96 SF
MS	42 SF
MS	98 SF
MS	33 SF
MS	76 SF
MS	48 SF
MS	28 SF
MS	61 SF
MS	57 SF
MS	58 SF
MS	75 SF
MS	42 SF
MS	20 SF
MS	51 SF
PL	205 SF
PL	22 SF
PL	19 SF
PL	9 SF
PL	50 SF
PL	50 SF
PL	20 SF
PL	4167 SF

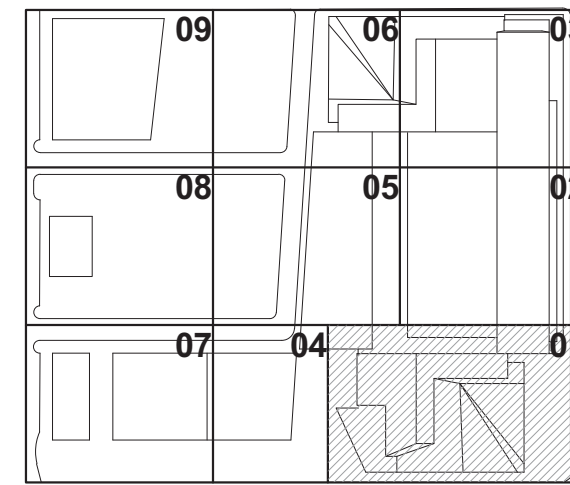
GROSS FA: 37,424 SF  
TOTAL DEDUCTIONS: 4,167 SF  
ZONING FLOOR AREA: 33,257 SF

LEGEND:

RU	BULKHEAD
CR	CONDUIT RISER
EC	ELECTRICAL CLOSET
ECR	ELEVATOR CONTROL ROOM
EMR	ELEVATOR MACHINE ROOM
EO	ELEVATOR OVERRUN
FA	FIRE ALARM
LD	LOADING DOCK
ME	MECHANICAL PIPE ENCLOSURE
MR	MECHANICAL ROOM
MS	MECHANICAL SHAFT
PKG	PARKING
PL	PLUMBING

D.O.B. BUILDING PERMIT FILING 03/22/2013

Key Plan



Date: 03/22/2013  
Project No: 1776  
Drawn By: [Signature]  
Sheet Number: [Signature]

HYE -TC -Z1-2301

ZFA AREA PLAN  
FLOOR 23

Drawn By: [Signature]

Z1-2301

Z-125.00



501 WEST 30TH STREET  
NEW YORK, NY

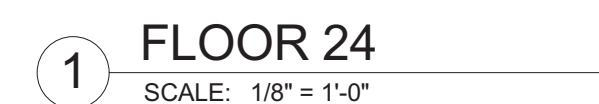
*Client*  
Related Companies  
60 Columbus Circle  
New York, NY 10023  
TEL: 212.801.1000 FAX: 212.801.1048

Oxford Properties Group  
320 Park Avenue, 17th Floor  
New York, NY 10022  
TEL: 212.986.7514 FAX: 212.986.7510

*Architect*  
Kohn Pedersen Fox Associates PC  
Architects & Planning Consultants  
11 West 42nd Street  
New York, New York 10036  
TEL: 212.977.6500 FAX: 212.956.2526

*Structural Engineer*  
Thornton Tomasetti, Inc.  
51 Madison Avenue  
New York, NY 10010  
TEL: 917.661.7800 FAX: 718.661.7801

*Mechanical, Electrical, Plumbing, Fire Protection*  
Jaros Baum & Bolles Consulting Engineers  
80 Pine Street  
New York, NY 10013  
TEL: 212.530.9300 FAX: 212.269.5894



CR	20 SF
CR	4 SF
CR	15 SF
CR	0 SF
CR	1 SF
CR	8 SF
MR	14 SF
EC	218 SF
EC	169 SF
EMR	107 SF
EMR	1570 SF
FA	3 SF
MR	709 SF
MS	66 SF
MS	97 SF
MS	36 SF
MS	42 SF
MS	100 SF
MS	33 SF
MS	38 SF
MS	48 SF
MS	28 SF
MS	61 SF
MS	57 SF
MS	59 SF
MS	75 SF
MS	61 SF
MS	42 SF
MS	20 SF
PL	205 SF
PL	22 SF
PL	19 SF
PL	9 SF
PL	50 SF
PL	50 SF
	4119 SF

**LEGEND:**

BU	BULKHEAD
CR	CONDUIT RISER
EC	ELECTRICAL CLOSET
ECR	ELEVATOR CONTROL ROOM
EMR	ELEVATOR MACHINE ROOM
EO	ELEVATOR OVERRUN
FA	FIRE ALARM
LD	LOADING DOCK
ME	MECHANICAL PIPE ENCLOSURE
MR	MECHANICAL ROOM
MS	MECHANICAL SHAFT
PKG	PARKING
PL	PLUMBING

Key Plan



HYE-TC-Z1-2401

ZFA AREA PLAN  
FLOOR 24


Drawing Number  
**Z1-2401**  
B-Scan Drawing Number  
**Z-126.00**

© 2013 KOEN PEDERSEN FOX ASSOCIATES PC. All rights reserved.



HUDSON YARDS -  
TOWER C

501 WEST 30TH STREET  
NEW YORK, NY



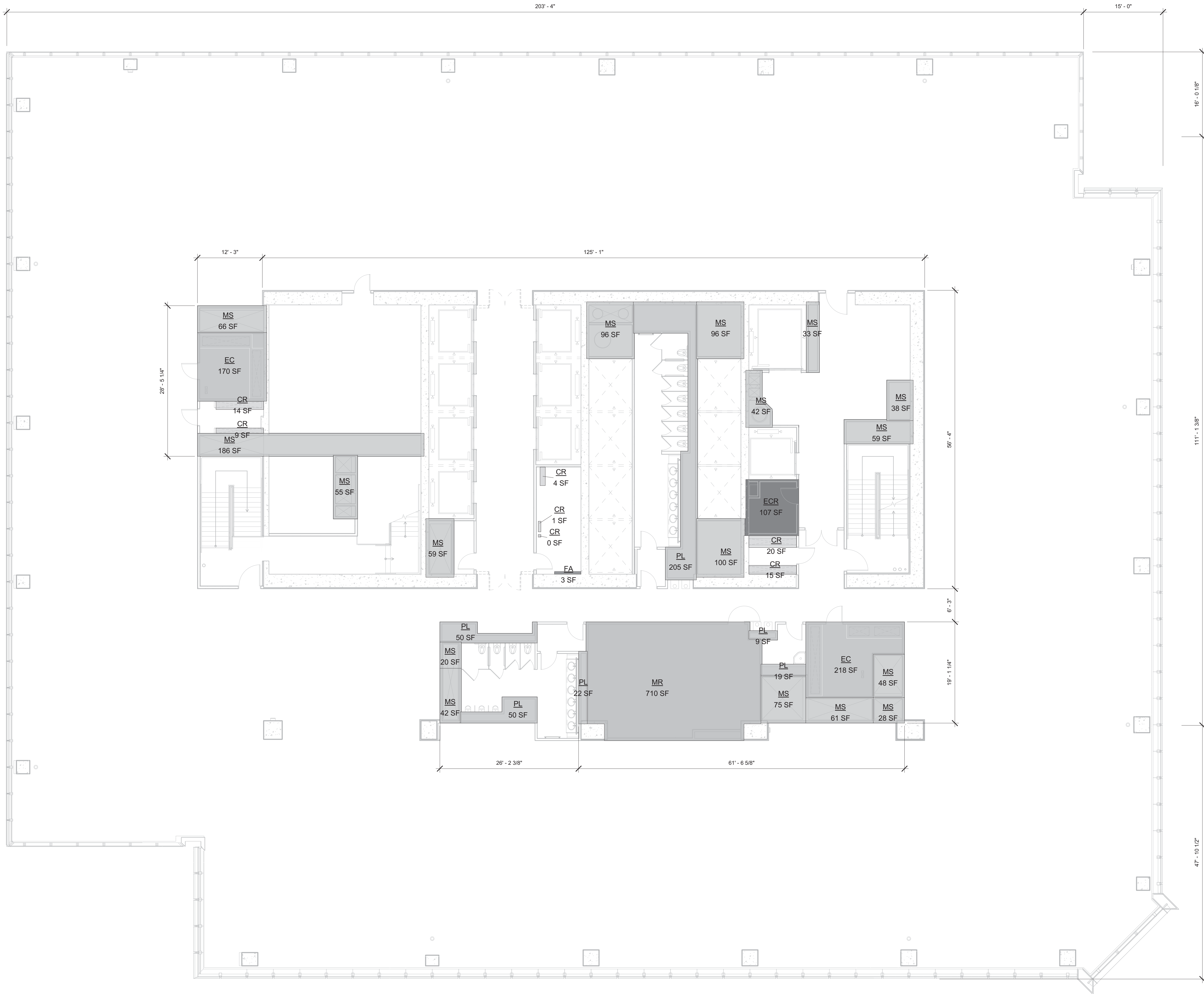
Client  
Related Companies  
60 Columbus Circle  
New York, NY 10023  
TEL: 212.801.1000 FAX: 212.801.1048

Oxford Properties Group  
320 Park Avenue, 17th Floor  
New York, NY 10022  
TEL: 212.986.7514 FAX: 212.986.7510

Architect  
Kohn Pedersen Fox Associates PC  
Architects & Planning Consultants  
11 West 42nd Street  
New York, New York 10036  
TEL: 212.977.6500 FAX: 212.956.2526

Structural Engineer  
Thornton Tomasetti, Inc.  
51 Madison Avenue  
New York, NY 10010  
TEL: 917.661.7800 FAX: 718.661.7801

Mechanical, Electrical, Plumbing, Fire Protection  
Jaros Baum & Bolles Consulting Engineers  
80 Pine Street  
New York, NY 10013  
TEL: 212.530.9300 FAX: 212.269.5894



1 FLOOR 25  
SCALE: 1/8" = 1'-0"

ZFA DEDUCTIONS - LEVEL 25

Name	Area
CR	20 SF
CR	4 SF
CR	15 SF
CR	0 SF
CR	1 SF
CR	9 SF
CR	14 SF
EC	218 SF
EC	170 SF
ECR	107 SF
FA	3 SF
MR	710 SF
MS	66 SF
MS	96 SF
MS	96 SF
MS	42 SF
MS	100 SF
MS	33 SF
MS	38 SF
MS	48 SF
MS	28 SF
MS	61 SF
MS	186 SF
MS	59 SF
MS	75 SF
MS	55 SF
MS	59 SF
MS	42 SF
MS	20 SF
MS	22 SF
PL	19 SF
PL	9 SF
PL	50 SF
PL	50 SF
PL	2732 SF

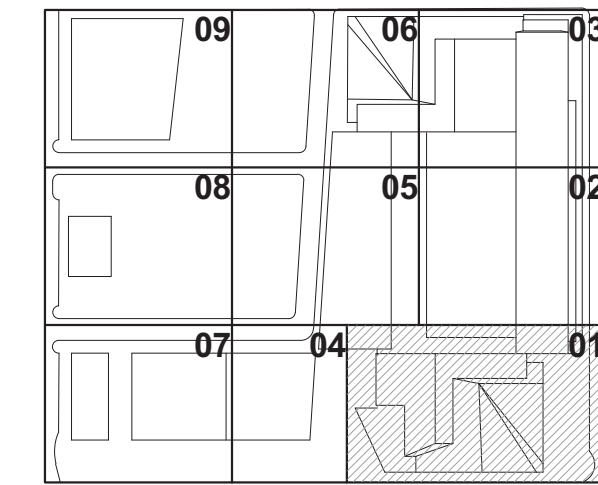
GROSS FA: 36,875 SF  
TOTAL DEDUCTIONS: 2,732 SF  
ZONING FLOOR AREA: 34,143 SF

LEGEND:

BU	BULKHEAD
CR	CONDUIT RISER
EC	ELECTRICAL CLOSET
ECR	ELEVATOR CONTROL ROOM
EMR	ELEVATOR MACHINE ROOM
EO	ELEVATOR OVERRUN
FA	FIRE ALARM
LD	LOADING DOCK
ME	MECHANICAL PIPE ENCLOSURE
MR	MECHANICAL ROOM
MS	MECHANICAL SHAFT
PKG	PARKING
PL	PLUMBING

D.O.B. BUILDING PERMIT FILING 03/22/2013

Key Plan



Date: 03/22/2013  
Project No: 1776  
Drawn By: [Signature]  
Sheet Number: [Signature]  
Drawing Title: HYE-TC-Z1-2501

HYE-TC-Z1-2501

ZFA AREA PLAN  
FLOOR 25

Director Number  
Z1-2501


8-2010 Drawing Number  
Z-127.00

SHEET 40 OF 66



HUDSON YARDS -  
TOWER C

501 WEST 30TH STREET  
NEW YORK, NY



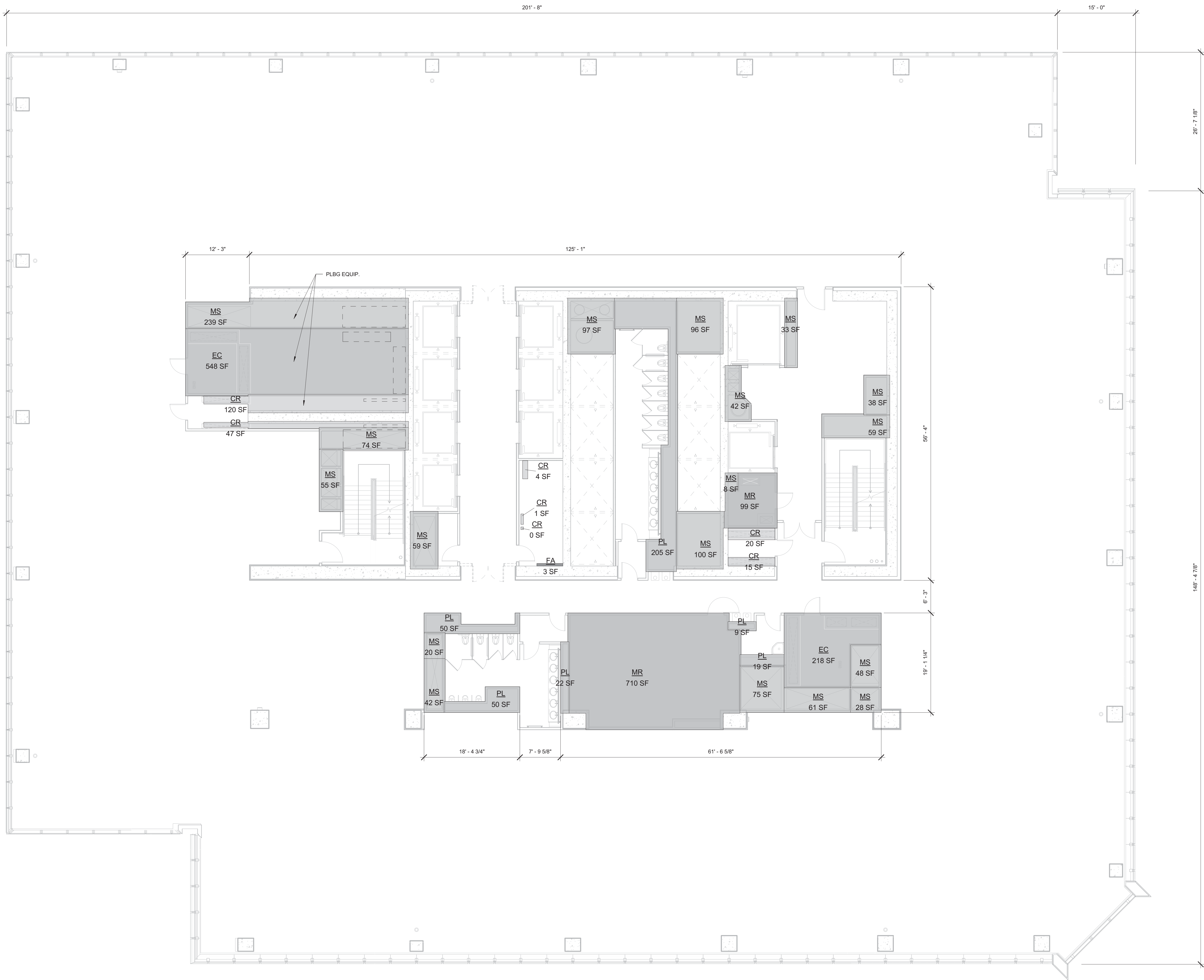
Client  
Related Companies  
60 Columbus Circle  
New York, NY 10023  
TEL: 212.801.1000 FAX: 212.801.1048

Oxford Properties Group  
320 Park Avenue, 17th Floor  
New York, NY 10022  
TEL: 212.986.7514 FAX: 212.986.7510

Architect  
Kohn Pedersen Fox Associates PC  
Architects & Planning Consultants  
11 West 42nd Street  
New York, New York 10036  
TEL: 212.977.6500 FAX: 212.956.2526

Structural Engineer  
Thornton Tomasetti, Inc.  
51 Madison Avenue  
New York, NY 10010  
TEL: 917.661.7800 FAX: 718.661.7801

Mechanical, Electrical, Plumbing, Fire Protection  
Jaros Baum & Bolles Consulting Engineers  
80 Pine Street  
New York, NY 10013  
TEL: 212.530.9300 FAX: 212.269.5894



1 FLOOR 26  
SCALE: 1/8" = 1'-0"

ZFA DEDUCTIONS - LEVEL 26	
Name	Area

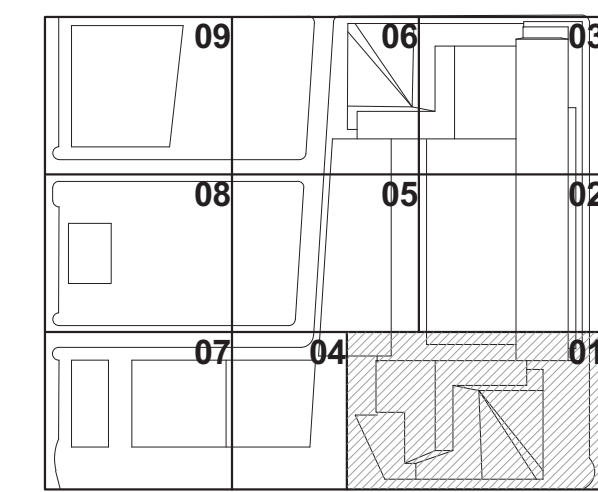
CR	20 SF
CR	4 SF
CR	15 SF
CR	0 SF
CR	1 SF
CR	47 SF
CR	120 SF
EC	218 SF
EC	548 SF
FA	3 SF
MR	99 SF
MR	710 SF
MS	239 SF
MS	97 SF
MS	96 SF
MS	42 SF
MS	100 SF
MS	33 SF
MS	38 SF
MS	48 SF
MS	28 SF
MS	61 SF
MS	59 SF
MS	75 SF
MS	42 SF
MS	20 SF
MS	55 SF
MS	59 SF
MS	74 SF
MS	8 SF
PL	205 SF
PL	22 SF
PL	19 SF
PL	9 SF
PL	50 SF
PL	50 SF
PL	3318 SF

GROSS FA: 36,577 SF  
TOTAL DEDUCTIONS: 3,318 SF  
ZONING FLOOR AREA: 33,259 SF

LEGEND:	
BU	BULKHEAD
CR	CONDUIT RISER
EC	ELECTRICAL CLOSET
ECR	ELEVATOR CONTROL ROOM
EMR	ELEVATOR MACHINE ROOM
EO	ELEVATOR OVERRUN
FA	FIRE ALARM
LD	LOADING DOCK
ME	MECHANICAL PIPE ENCLOSURE
MR	MECHANICAL ROOM
MS	MECHANICAL SHAFT
PKG	PARKING
PL	PLUMBING

D.O.B. BUILDING PERMIT FILING 03/22/2013

Key Plan



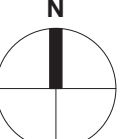
Date: 03/22/2013  
Project No: 1776  
Drawing Title: HYE-TC-Z1-2601

REGISTERED ARCHITECT  
STATE OF NEW YORK

ZFA AREA PLAN  
FLOOR 26

Owner Number: Z1-2601  
B-Scan Drawing Number: Z-128.00  
SHEET 41 OF 66

Damian Titus  
Buildings  
APPROVED  
Under Directive 2 of 1975  
Date/Time: Aug 15, 2013 - 10:16 AM  
NYC Development Hub





Z1-2701  
4/15/2013 4:21:35 PM  
ZFA AREA PLAN FLOOR 27  
C:\P\Realt\1776\_LIVE\_TC\_APP\_SHEETS\_\Jordan.nit

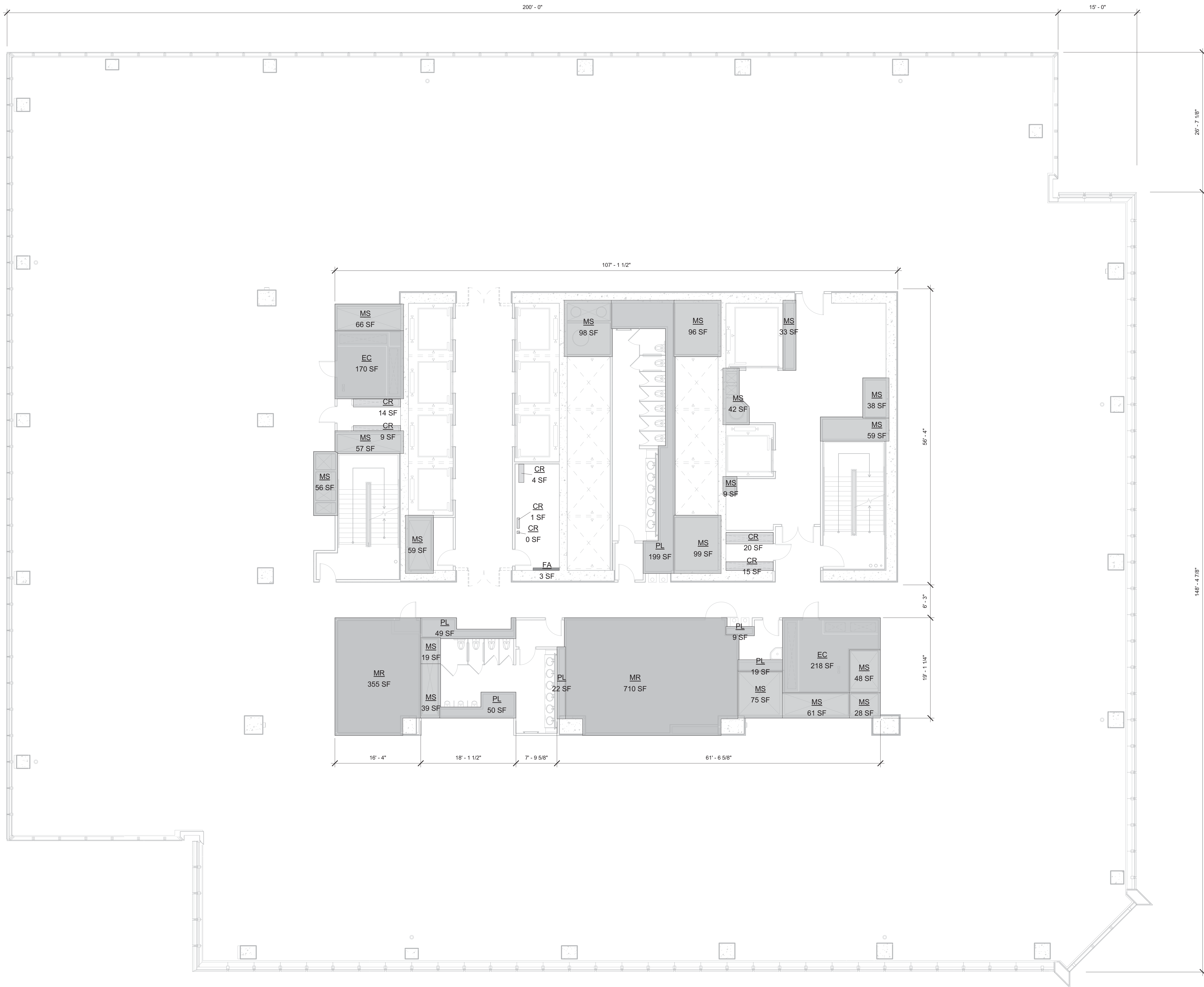
ZFA DEDUCTIONS - LEVEL 27

Name	Area
CR	9 SF
CR	14 SF
CR	20 SF
CR	4 SF
CR	15 SF
CR	0 SF
CR	1 SF
EC	218 SF
EC	170 SF
FA	3 SF
MR	710 SF
MR	355 SF
MS	66 SF
MS	38 SF
MS	48 SF
MS	28 SF
MS	61 SF
MS	59 SF
MS	75 SF
MS	39 SF
MS	19 SF
MS	56 SF
MS	59 SF
MS	57 SF
MS	98 SF
MS	96 SF
MS	42 SF
MS	99 SF
MS	33 SF
MS	9 SF
PL	22 SF
PL	19 SF
PL	9 SF
PL	50 SF
PL	49 SF
PL	199 SF
PL	2851 SF

GROSS FA: 36,281 SF  
TOTAL DEDUCTIONS: 2,851 SF  
ZONING FLOOR AREA: 33,430 SF

LEGEND:

BU	BULKHEAD
CR	CONDUIT RISER
EC	ELECTRICAL CLOSET
ECR	ELEVATOR CONTROL ROOM
EMR	ELEVATOR MACHINE ROOM
EO	ELEVATOR OVERRUN
FA	FIRE ALARM
LD	LOADING DOCK
ME	MECHANICAL PIPE ENCLOSURE
MR	MECHANICAL ROOM
MS	MECHANICAL SHAFT
PKG	PARKING
PL	PLUMBING



1 FLOOR 27  
SCALE: 1/8" = 1'-0"

Damian Titus

Buildings

APPROVED  
Under Directive 2 of 1975

Date/Time: Aug 15, 2013 - 10:16 AM

NYC Development Hub

Date: 03/22/2013  
Project No: 1776  
Drawn By: [Signature]  
Sheet Number: [Blank]

HYE -TC -Z1-2701

ZFA AREA PLAN  
FLOOR 27

Director Number  
Z1-2701

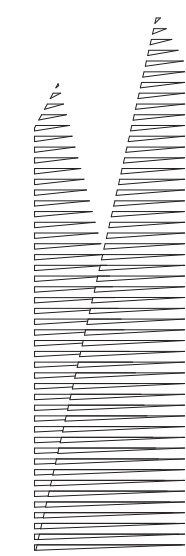
8-200 Drawing Number  
Z-129.00

SHEET 42 OF 66

© 2013 KORN PEDERSEN FOX ASSOCIATES P.C. All rights reserved.

HUDSON YARDS -  
TOWER C

501 WEST 30TH STREET  
NEW YORK, NY



Client  
Related Companies  
60 Columbus Circle  
New York, NY 10023  
TEL: 212.801.1000 FAX: 212.801.1048

Oxford Properties Group  
320 Park Avenue, 17th Floor  
New York, NY 10022  
TEL: 212.986.7514 FAX: 212.986.7510

Architect  
Kohn Pedersen Fox Associates PC  
Architects & Planning Consultants  
11 West 42nd Street  
New York, New York 10036  
TEL: 212.977.6500 FAX: 212.956.2526


Structural Engineer  
Thornton Tomasetti, Inc.  
51 Madison Avenue  
New York, NY 10010  
TEL: 917.661.7800 FAX: 718.661.7801

Mechanical, Electrical, Plumbing, Fire Protection  
Jaros Baum & Bolles Consulting Engineers  
80 Pine Street  
New York, NY 10013  
TEL: 212.530.9300 FAX: 212.269.5894



HUDSON YARDS -  
TOWER C

501 WEST 30TH STREET  
NEW YORK, NY



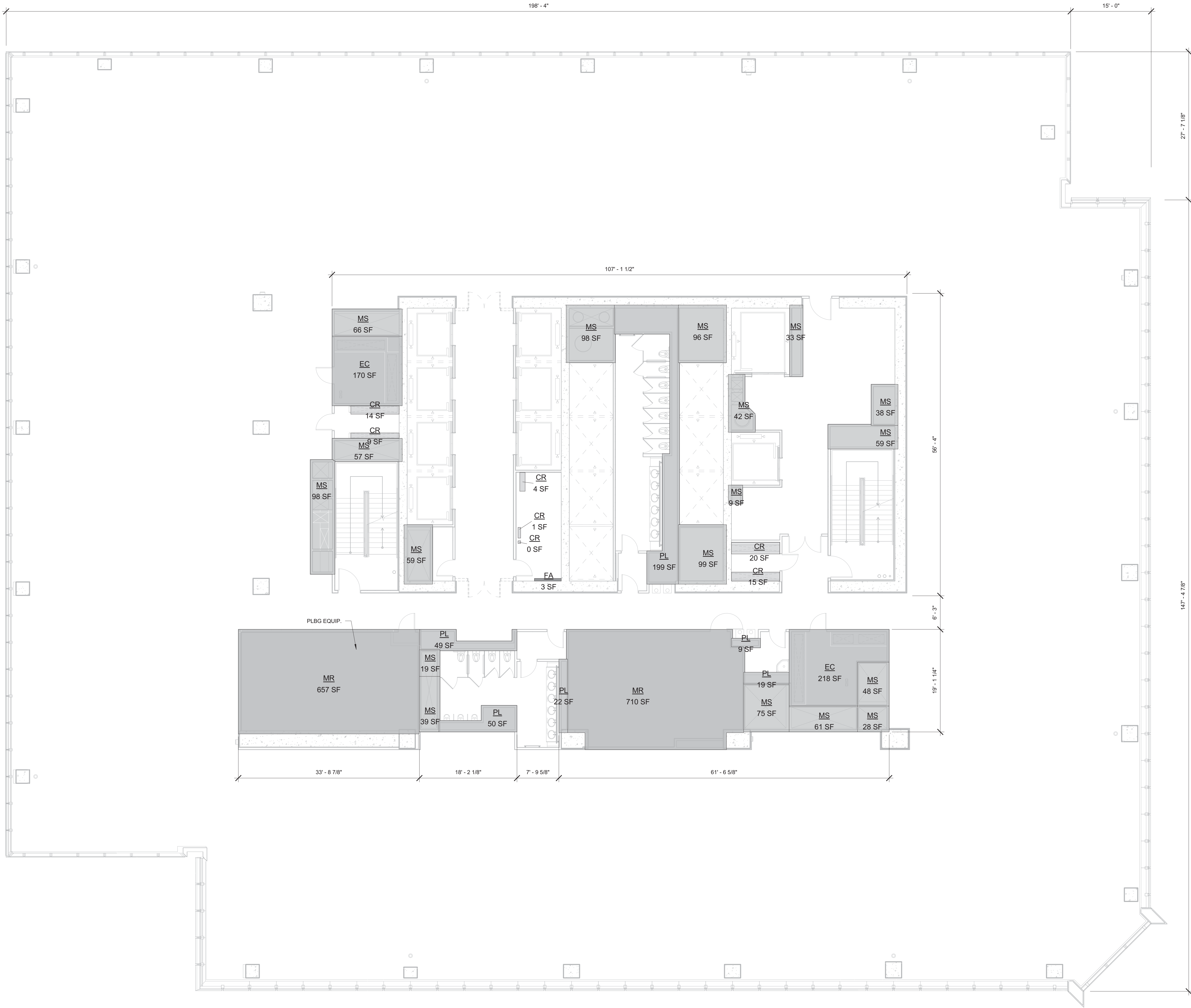
*Client*  
Related Companies  
60 Columbus Circle  
New York, NY 10023  
TEL: 212.801.1000 FAX: 212.801.1048

Oxford Properties Group  
320 Park Avenue, 17th Floor  
New York, NY 10022  
TEL: 212.986.7514 FAX: 212.986.7510

*Architect*  
Kohn Pedersen Fox Associates PC  
Architects & Planning Consultants  
11 West 42nd Street  
New York, New York 10036  
TEL: 212.977.6500 FAX: 212.956.2526

*Structural Engineer*  
Thornton Tomasetti, Inc.  
51 Madison Avenue  
New York, NY 10010  
TEL: 917.661.7800 FAX: 718.661.7801

*Mechanical, Electrical, Plumbing, Fire Protection*  
Jaros Baum & Bolles Consulting Engineers  
80 Pine Street  
New York, NY 10013  
TEL: 212.530.9300 FAX: 212.269.5894



1 FLOOR 28  
SCALE: 1/8" = 1'-0"

ZFA DEDUCTIONS - LEVEL 28

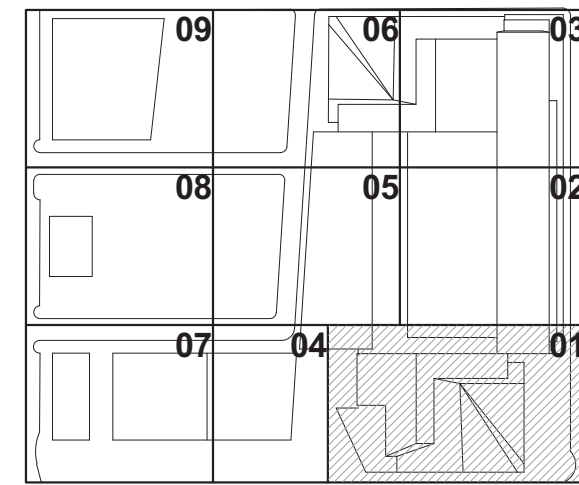
Name	Area
CR	9 SF
CR	14 SF
CR	20 SF
CR	4 SF
CR	15 SF
CR	0 SF
CR	1 SF
EC	218 SF
EC	170 SF
FA	3 SF
MR	710 SF
MR	657 SF
MS	66 SF
MS	38 SF
MS	48 SF
MS	28 SF
MS	61 SF
MS	59 SF
MS	75 SF
MS	39 SF
MS	19 SF
MS	98 SF
MS	59 SF
MS	57 SF
MS	98 SF
MS	96 SF
MS	42 SF
MS	99 SF
MS	33 SF
MS	9 SF
PL	22 SF
PL	19 SF
PL	9 SF
PL	50 SF
PL	49 SF
PL	199 SF
PL	3197 SF

GROSS FA: 35,984 SF  
TOTAL DEDUCTIONS: 3,197 SF  
ZONING FLOOR AREA: 32,787 SF

LEGEND:	
BU	BULKHEAD
CR	CONDUIT RISER
EC	ELECTRICAL CLOSET
ECR	ELEVATOR CONTROL ROOM
EMR	ELEVATOR MACHINE ROOM
EO	ELEVATOR OVERRUN
FA	FIRE ALARM
LDR	LOADING DOCK
ME	MECHANICAL PIPE ENCLOSURE
MR	MECHANICAL ROOM
MS	MECHANICAL SHAFT
PKG	PARKING
PL	PLUMBING

D.O.B. BUILDING PERMIT FILING 03/22/2013  
No. Description Date

Key Plan



Date: 03/22/2013  
Project No: 1776  
Drawn By: [Signature]  
Sheet Number: [Signature]  
Drawing Title: HYE-TC-Z1-2801

HYE-TC-Z1-2801

ZFA AREA PLAN  
FLOOR 28

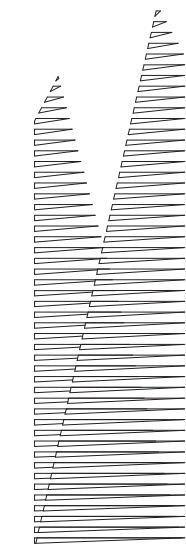
Drawing Number  
Z1-2801

Sheet Number  
Z-130.00



HUDSON YARDS -  
TOWER C

501 WEST 30TH STREET  
NEW YORK, NY



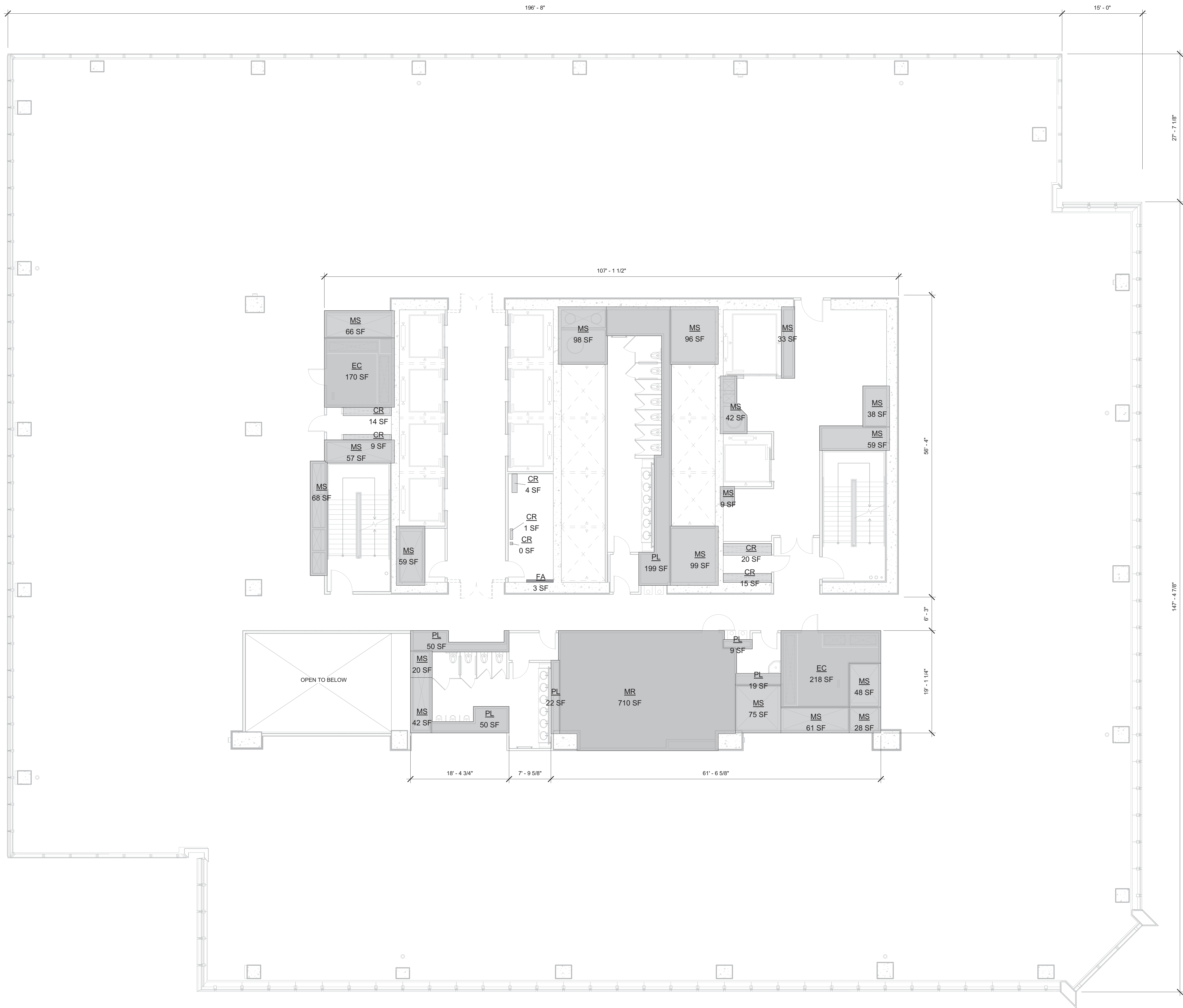
Client  
Related Companies  
60 Columbus Circle  
New York, NY 10023  
TEL: 212.801.1000 FAX: 212.801.1048

Oxford Properties Group  
320 Park Avenue, 17th Floor  
New York, NY 10022  
TEL: 212.986.7514 FAX: 212.986.7510

Architect  
Kohn Pedersen Fox Associates PC  
Architects & Planning Consultants  
11 West 42nd Street  
New York, New York 10036  
TEL: 212.977.6500 FAX: 212.956.2526

Structural Engineer  
Thornton Tomasetti, Inc.  
51 Madison Avenue  
New York, NY 10010  
TEL: 917.661.7800 FAX: 718.661.7801

Mechanical, Electrical, Plumbing, Fire Protection  
Jaros Baum & Bolles Consulting Engineers  
80 Pine Street  
New York, NY 10013  
TEL: 212.530.9300 FAX: 212.269.5894



1 FLOOR 29  
SCALE: 1/8" = 1'-0"

ZFA DEDUCTIONS - LEVEL 29

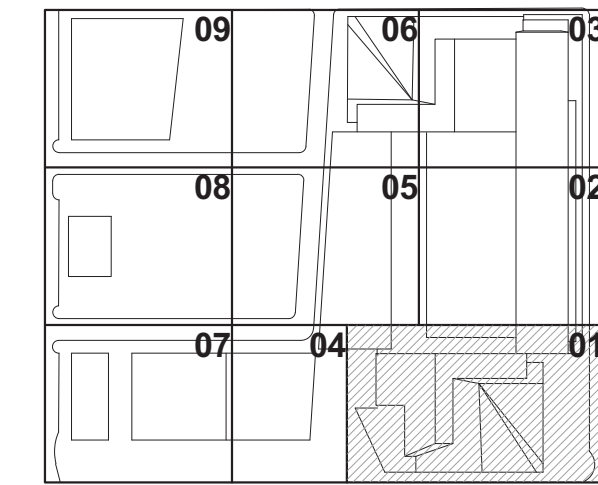
Name	Area
CR	20 SF
CR	4 SF
CR	15 SF
CR	0 SF
CR	1 SF
CR	9 SF
CR	14 SF
EC	218 SF
EC	170 SF
FA	3 SF
MR	710 SF
MS	66 SF
MS	98 SF
MS	96 SF
MS	42 SF
MS	99 SF
MS	33 SF
MS	38 SF
MS	48 SF
MS	28 SF
MS	61 SF
MS	59 SF
MS	75 SF
MS	42 SF
MS	20 SF
MS	68 SF
MS	59 SF
MS	57 SF
MS	9 SF
MS	199 SF
PL	22 SF
PL	19 SF
PL	9 SF
PL	50 SF
PL	50 SF
PL	2514 SF

GROSS FA: 35,109 SF  
TOTAL DEDUCTIONS: 2,514 SF  
ZONING FLOOR AREA: 32,595 SF

LEGEND:  
BU BULKHEAD  
CR CONDUIT RISER  
EC ELECTRICAL CLOSET  
ECR ELEVATOR CONTROL ROOM  
EMR ELEVATOR MACHINE ROOM  
EO ELEVATOR OVERRUN  
FA FIRE ALARM  
LD LOADING DOCK  
ME MECHANICAL PIPE ENCLOSURE  
MR MECHANICAL ROOM  
MS MECHANICAL SHAFT  
PKG PARKING  
PL PLUMBING

D.O.B. BUILDING PERMIT FILING 03/22/2013  
No. Description Date

Key Plan



Date: 03/22/2013  
Project No. 1776  
Drawn By  
Sheet Number

HYE -TC -Z1-2901

ZFA AREA PLAN  
FLOOR 29

Drawings Number  
Z1-2901

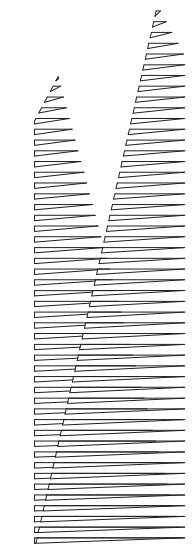
B-Scan Drawings Number  
Z-131.00

SHEET 44 OF 66



HUDSON YARDS -  
TOWER C

501 WEST 30TH STREET  
NEW YORK, NY



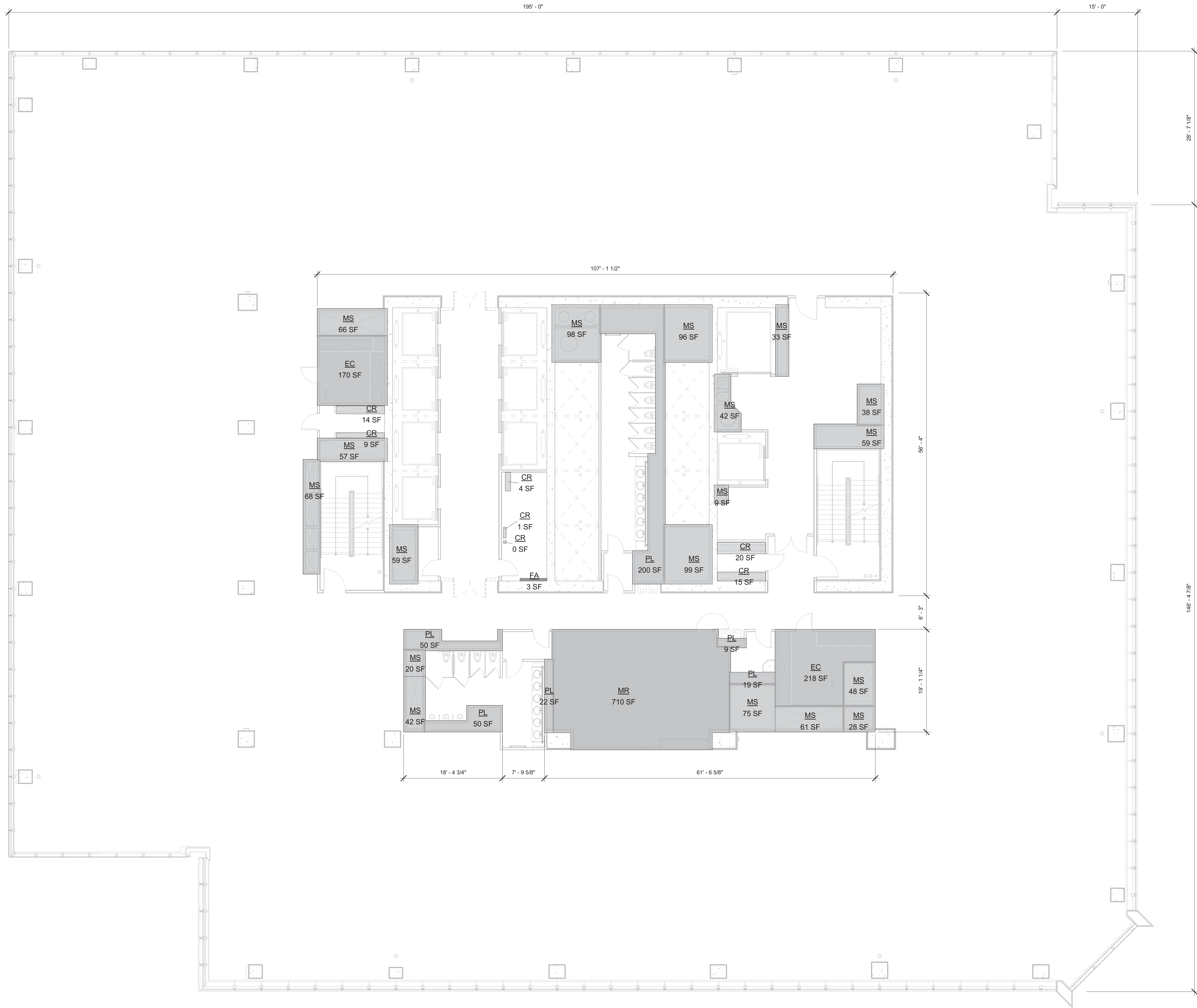
*Client*  
Related Companies  
60 Columbus Circle  
New York, NY 10023  
TEL: 212.801.1000 FAX: 212.801.1048

Oxford Properties Group  
320 Park Avenue, 17th Floor  
New York, NY 10022  
TEL: 212.986.7514 FAX: 212.986.7510

*Architect*  
Kohn Pedersen Fox Associates PC  
Architects & Planning Consultants  
11 West 42nd Street  
New York, New York 10036  
TEL: 212.977.6500 FAX: 212.956.2526

*Structural Engineer*  
Thornton Tomasetti, Inc.  
51 Madison Avenue  
New York, NY 10010  
TEL: 917.661.7800 FAX: 718.661.7801

*Mechanical, Electrical, Plumbing, Fire Protection*  
Jaros Baum & Bolles Consulting Engineers  
80 Pine Street  
New York, NY 10013  
TEL: 212.530.9300 FAX: 212.269.5894



1 FLOOR 30  
SCALE: 1/8" = 1'-0"

ZFA DEDUCTIONS - LEVEL 30

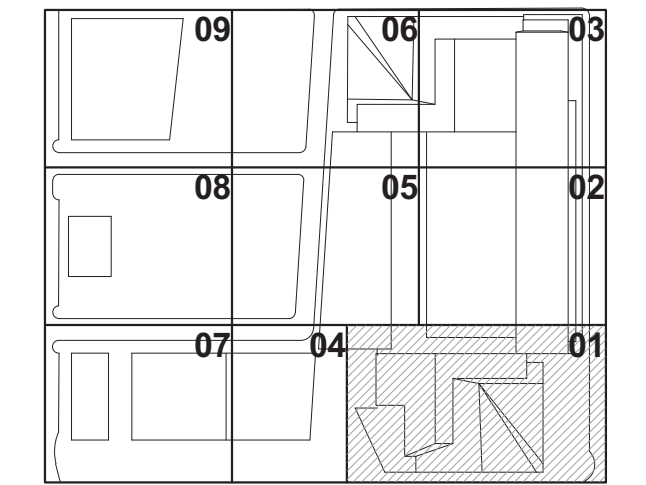
Name	Area
CR	20 SF
CR	4 SF
CR	15 SF
CR	0 SF
CR	1 SF
CR	9 SF
CR	14 SF
EC	218 SF
EC	170 SF
FA	3 SF
MR	710 SF
MS	66 SF
MS	42 SF
MS	33 SF
MS	38 SF
MS	48 SF
MS	28 SF
MS	61 SF
MS	59 SF
MS	75 SF
MS	42 SF
MS	20 SF
MS	68 SF
MS	59 SF
MS	57 SF
MS	9 SF
MS	98 SF
MS	96 SF
MS	99 SF
PL	22 SF
PL	19 SF
PL	9 SF
PL	50 SF
PL	50 SF
PL	50 SF
PL	200 SF
PL	2514 SF

GROSS FA: 35,391 SF  
TOTAL DEDUCTIONS: 2,514 SF  
ZONING FLOOR AREA: 32,877 SF

LEGEND:  
BU BULKHEAD  
CR CONDUIT RISER  
EC ELECTRICAL CLOSET  
ECR ELEVATOR CONTROL ROOM  
EMR ELEVATOR MACHINE ROOM  
EO ELEVATOR OVERRUN  
FA FIRE ALARM  
LD LOADING DOCK  
ME MECHANICAL PIPE ENCLOSURE  
MR MECHANICAL ROOM  
MS MECHANICAL SHAFT  
PKG PARKING  
PL PLUMBING

D.O.B. BUILDING PERMIT FILING 03/22/2013

Key Plan



Date: 03/22/2013  
Project No: 1776  
Drawing Title: HYE-TC-Z1-3001

HYE-TC-Z1-3001

ZFA AREA PLAN  
FLOOR 30

Director Number: Z1-3001  
B-Scan Drawing Number: Z-132.00

SHEET 45 OF 66

Damian Titus  
Buildings  
APPROVED  
Under Directive 2 of 1975  
Date/Time: Aug 15, 2013 - 10:16 AM  
NYC Development Hub



Issue Date: 03/22/2013  
Project No: 1776  
Drawing Title: HYE-TC-Z1-3001

HYE-TC-Z1-3001

ZFA AREA PLAN  
FLOOR 30


Director Number: Z1-3001  
B-Scan Drawing Number: Z-132.00

SHEET 45 OF 66



HUDSON YARDS -  
TOWER C

501 WEST 30TH STREET  
NEW YORK, NY



*Client*  
Related Companies  
60 Columbus Circle  
New York, NY 10023  
TEL: 212.801.1000 FAX: 212.801.1048

Oxford Properties Group  
320 Park Avenue, 17th Floor  
New York, NY 10022  
TEL: 212.986.7514 FAX: 212.986.7510

*Architect*  
Kohn Pedersen Fox Associates PC  
Architects & Planning Consultants  
11 West 42nd Street  
New York, New York 10036  
TEL: 212.977.6500 FAX: 212.956.2526

*Structural Engineer*  
Thornton Tomasetti, Inc.  
51 Madison Avenue  
New York, NY 10010  
TEL: 917.661.7800 FAX: 718.661.7801

*Mechanical, Electrical, Plumbing, Fire Protection*  
Jaros Baum & Bolles Consulting Engineers  
80 Pine Street  
New York, NY 10013  
TEL: 212.530.9300 FAX: 212.269.5894



1 FLOOR 31  
SCALE: 1/8" = 1'-0"

ZFA DEDUCTIONS - LEVEL 31

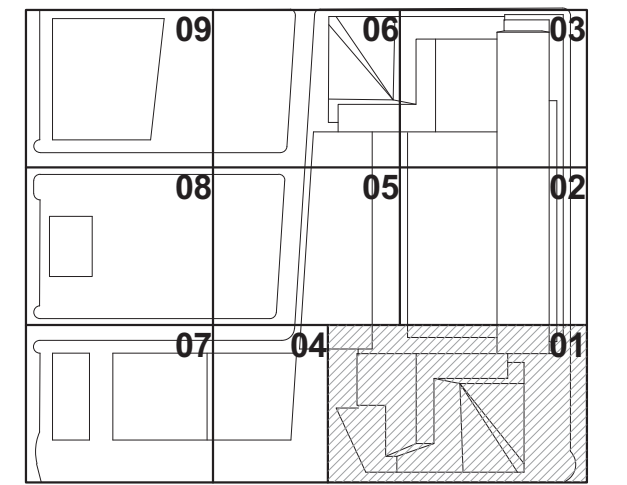
Name	Area
CR	20 SF
CR	4 SF
CR	15 SF
CR	0 SF
CR	1 SF
CR	9 SF
CR	14 SF
EC	218 SF
EC	170 SF
FA	3 SF
MR	710 SF
MS	66 SF
MS	98 SF
MS	96 SF
MS	42 SF
MS	98 SF
MS	33 SF
MS	38 SF
MS	48 SF
MS	28 SF
MS	61 SF
MS	59 SF
MS	75 SF
MS	42 SF
MS	20 SF
MS	68 SF
MS	59 SF
MS	57 SF
MS	9 SF
PL	200 SF
PL	22 SF
PL	19 SF
PL	9 SF
PL	50 SF
PL	50 SF
PL	2515 SF

GROSS FA: 35,094 SF  
TOTAL DEDUCTIONS: 2,515 SF  
ZONING FLOOR AREA: 32,579 SF

**LEGEND:**  
BU BULKHEAD  
CR CONDUIT RISER  
EC ELECTRICAL CLOSET  
ECR ELEVATOR CONTROL ROOM  
EMR ELEVATOR MACHINE ROOM  
EO ELEVATOR OVERRUN  
FA FIRE ALARM  
LD LOADING DOCK  
ME MECHANICAL PIPE ENCLOSURE  
MR MECHANICAL ROOM  
MS MECHANICAL SHAFT  
PKG PARKING  
PL PLUMBING

D.O.B. BUILDING PERMIT FILING 03/22/2013  
No. Description Date

Key Plan



Date: 03/22/2013  
Project No: 1776  
Drawn By: [Signature]  
Sheet Number: [Signature]  
Drawing Title: HYE-TC-ZI-3101


**Damian Titus**  
Buildings  
APPROVED  
Under Directive 2 of 1975  
Date/Time: Aug 15, 2013 - 10:16 AM  
NYC Development Hub  
0 4 8 16

Director Number  
ZI-3101  
B-Scan Drawing Number  
Z-133.00  
SHEET 46 OF 66



HUDSON YARDS -  
TOWER C

501 WEST 30TH STREET  
NEW YORK, NY



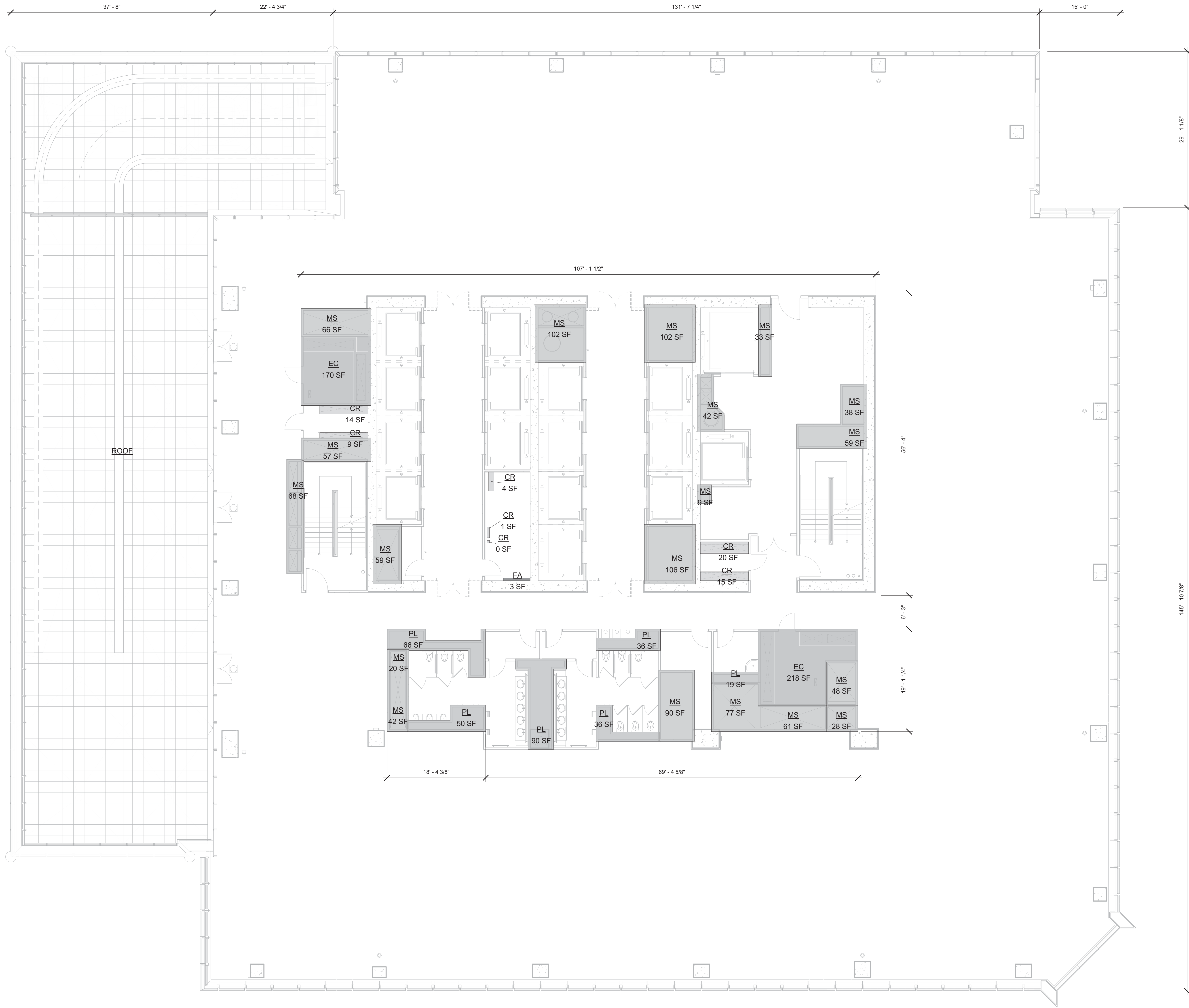
*Client*  
Related Companies  
60 Columbus Circle  
New York, NY 10023  
TEL: 212.801.1000 FAX: 212.801.1048

Oxford Properties Group  
320 Park Avenue, 17th Floor  
New York, NY 10022  
TEL: 212.986.7514 FAX: 212.986.7510

*Architect*  
Kohn Pedersen Fox Associates PC  
Architects & Planning Consultants  
11 West 42nd Street  
New York, New York 10036  
TEL: 212.977.6500 FAX: 212.956.2526

*Structural Engineer*  
Thornton Tomasetti, Inc.  
51 Madison Avenue  
New York, NY 10010  
TEL: 917.661.7800 FAX: 718.661.7801

*Mechanical, Electrical, Plumbing, Fire Protection*  
Jaros Baum & Bolles Consulting Engineers  
80 Pine Street  
New York, NY 10013  
TEL: 212.530.9300 FAX: 212.269.5894



1 FLOOR 32  
SCALE: 1/8" = 1'-0"

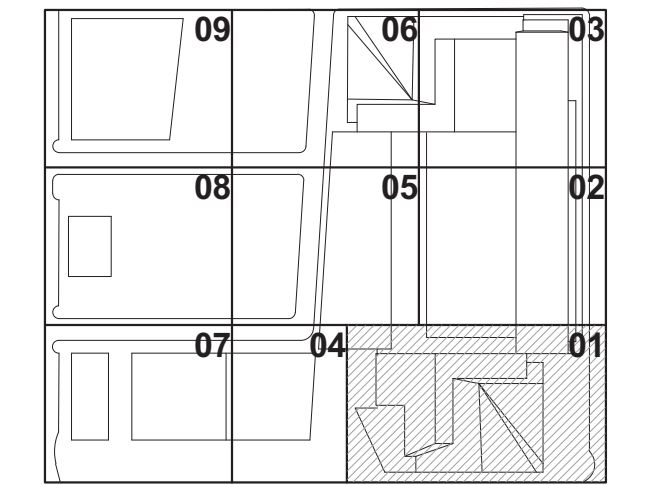
ZFA DEDUCTIONS - LEVEL 32	
Name	Area
CR	20 SF
CR	4 SF
CR	15 SF
CR	0 SF
CR	1 SF
CR	9 SF
CR	14 SF
EC	218 SF
EC	170 SF
FA	3 SF
MS	66 SF
MS	102 SF
MS	102 SF
MS	42 SF
MS	106 SF
MS	33 SF
MS	38 SF
MS	48 SF
MS	28 SF
MS	61 SF
MS	59 SF
MS	77 SF
MS	42 SF
MS	20 SF
MS	68 SF
MS	59 SF
MS	57 SF
MS	9 SF
MS	90 SF
PL	19 SF
PL	50 SF
PL	66 SF
PL	90 SF
PL	36 SF
PL	36 SF
PL	1860 SF

GROSS FA: 28,465 SF  
TOTAL DEDUCTIONS: 1,860 SF  
ZONING FLOOR AREA: 26,605 SF

**LEGEND:**  
BU BULKHEAD  
CR CONDUIT RISER  
EC ELECTRICAL CLOSET  
ECR ELEVATOR CONTROL ROOM  
EMR ELEVATOR MACHINE ROOM  
EO ELEVATOR OVERRUN  
FA FIRE ALARM  
LD LOADING DOCK  
ME MECHANICAL PIPE ENCLOSURE  
MR MECHANICAL ROOM  
MS MECHANICAL SHAFT  
PKG PARKING  
PL PLUMBING

D.O.B. BUILDING PERMIT FILING 03/22/2013  
No. Description Date

Key Plan



Date: 03/22/2013  
Project No: 1776  
Drawn By: [Signature]  
Sheet Number: [Signature]  
Drawing Title: [Signature]

HYE -TC -Z1-3201

ZFA AREA PLAN  
FLOOR 32

Director Number  
Z1-3201  
B-Scan Drawing Number  
Z-134.00

SHEET 47 OF 66

**Damian Titus**  
Buildings  
APPROVED  
Under Directive 2 of 1975  
Date/Time: Aug 15, 2013 - 10:16 AM  
NYC Development Hub



1776

HYE -TC -Z1-3201

ZFA AREA PLAN  
FLOOR 32

Director Number  
Z1-3201  
B-Scan Drawing Number  
Z-134.00

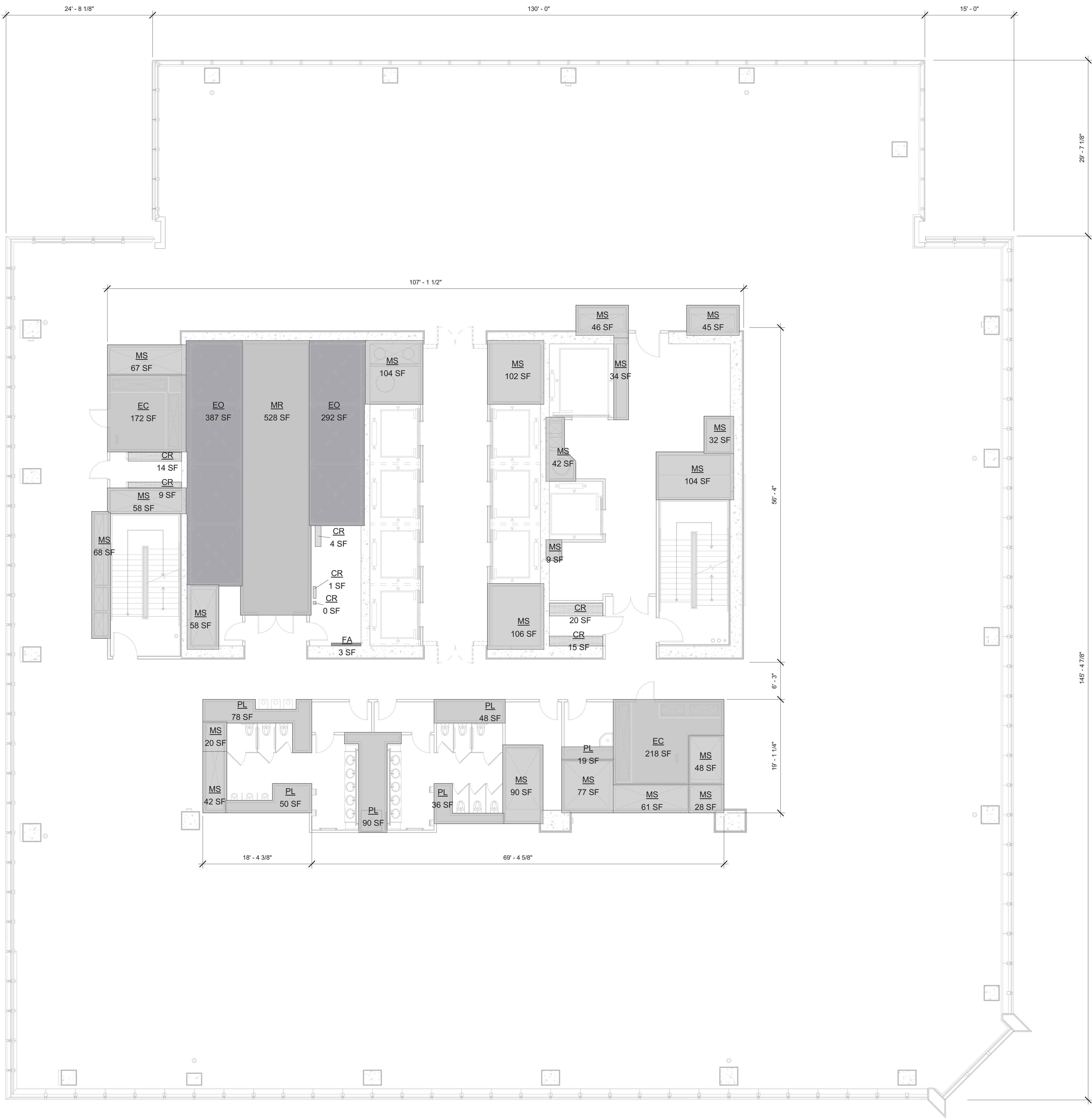
SHEET 47 OF 66



Z-13501  
4/15/2013 4:22:47 PM  
ZFA AREA PLAN FLOOR 33  
C:\P\Realt\1796\_LIVE\_TC\_APP\_SHEETS\_Gordon.nvt

ZFA DEDUCTIONS - LEVEL 33	
Name	Area
CR	20 SF
CR	4 SF
CR	15 SF
CR	0 SF
CR	1 SF
CR	9 SF
CR	14 SF
EC	218 SF
EC	172 SF
EO	387 SF
EO	292 SF
FA	3 SF
MR	528 SF
MS	67 SF
MS	104 SF
MS	102 SF
MS	42 SF
MS	106 SF
MS	34 SF
MS	32 SF
MS	48 SF
MS	28 SF
MS	61 SF
MS	104 SF
MS	77 SF
MS	42 SF
MS	20 SF
MS	68 SF
MS	58 SF
MS	58 SF
MS	9 SF
MS	90 SF
MS	46 SF
MS	45 SF
PL	19 SF
PL	50 SF
PL	78 SF
PL	90 SF
PL	48 SF
PL	36 SF
	3225 SF

GROSS FA: 28,482 SF	
TOTAL DEDUCTIONS: 3,225 SF	
ZONING FLOOR AREA: 25,257 SF	
LEGEND:	
BU	BULKHEAD
CR	CONDUIT RISER
EC	ELECTRICAL CLOSET
ECR	ELEVATOR CONTROL ROOM
EMR	ELEVATOR MACHINE ROOM
EO	ELEVATOR OVERRUN
FA	FIRE ALARM
LD	LOADING DOCK
ME	MECHANICAL PIPE ENCLOSURE
MR	MECHANICAL ROOM
MS	MECHANICAL SHAFT
PKG	PARKING
PL	PLUMBING



1 FLOOR 33  
SCALE: 1/8" = 1'-0"

**Damian Titus**  
Buildings  
APPROVED  
Under Directive 2 of 1975  
Date/Time: Aug 15, 2013 - 10:16 AM  
NYC Development Hub

Issue Date: 03/22/2013  
Project No: 1776  
Drawn By: [Signature]  
Sheet Number: [Signature]  
Drawing Title: HYE-TC-Z1-3301

REGISTERED ARCHITECT  
STATE OF NEW YORK

HYE-TC-Z1-3301

ZFA AREA PLAN  
FLOOR 33

Director Number: Z1-3301  
B-Scan Drawing Number: Z-135.00

SHEET 48 OF 66



501 WEST 30TH STREET  
NEW YORK, NY

Country	Percentage (%)
Canada	12
France	15
Germany	17
Italy	16
Japan	19
Sweden	13
Switzerland	14
United States	12


*Client*  
Related Companies  
60 Columbus Circle  
New York, NY 10023  
TEL: 212.801.1000 FAX: 212.801.1048

Oxford Properties Group  
320 Park Avenue, 17th Floor  
New York, NY 10022  
TEL: 212.986.7514 FAX: 212.986.7510

*Architect*  
Kohn Pedersen Fox Associates PC  
Architects & Planning Consultants  
11 West 42nd Street  
New York, New York 10036  
TEL: 212.977.6500 FAX: 212.956.2526

*Structural Engineer*  
Thornton Tomasetti, Inc.  
51 Madison Avenue  
New York, NY 10010  
TEL: 917.661.7800 FAX: 718.661.7801

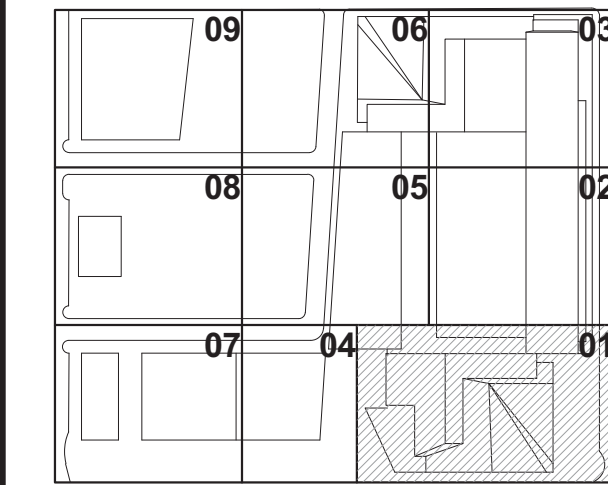
*Mechanical, Electrical, Plumbing, Fire Protection*  
Jaros Baum & Bolles Consulting Engineers  
80 Pine Street  
New York, NY 10013  
TEL: 212.530.9300 FAX: 212.269.5894



1 FLOOR 34  
SCALE: 1/8" = 1'-0"

1	D.O.B. BUILDING PERMIT FILING	03/22/2013
No.	Description	Date

Key Note



Issue Date:	03/22/2013
Project No.	1776.10

Drawn By \_\_\_\_\_

HYF-TC-Z1-3401

**ZFA AREA PLAN  
FLOOR 34**


Drawing Number  
**Z1-3401**

**Z-136.00**

SHEET 49 OF 66

ZONING FLOOR AREA: 0 SF

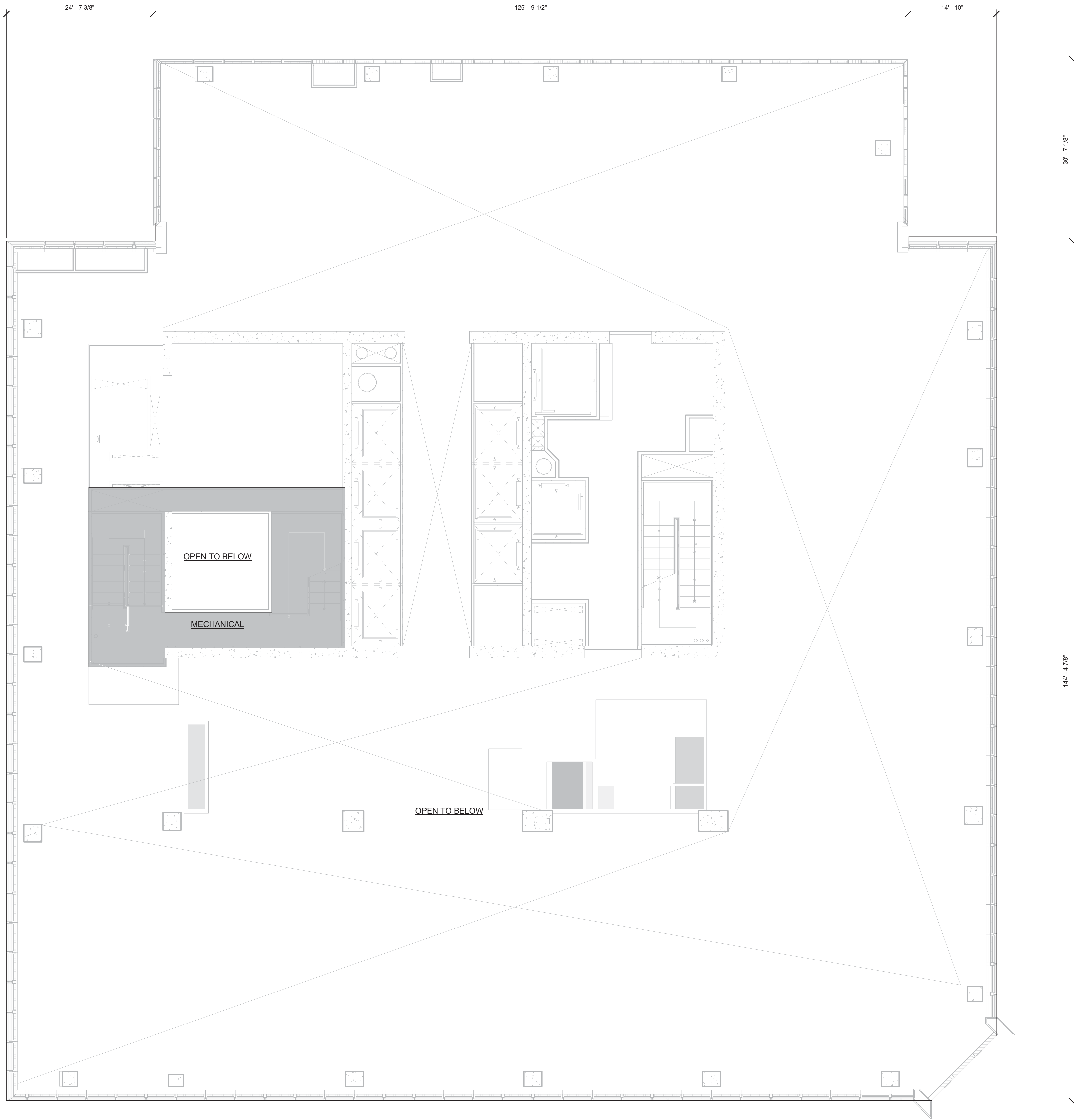
LEGEND:	
BU	BULKHEAD
CR	CONDUIT RISER
EC	ELECTRICAL CLOSET
ECR	ELEVATOR CONTROL ROOM
EMR	ELEVATOR MACHINE ROOM
EO	ELEVATOR OVERRUN
FA	FIRE ALARM
LD	LOADING DOCK
ME	MECHANICAL PIPE ENCLOSURE
MR	MECHANICAL ROOM
MS	MECHANICAL SHAFT
PKG	PARKING
PL	PLUMBING

**Damian Titus**  
  
**Buildings**  
 APPROVED  
 Under Directive 2 of 1975  
 Date/Time: Aug 15, 2013 – 10:16 AM  
**NYC Development Hub**  
 0 4 8 10




MID FLOOR MECHANICAL  
FULL FLOOR DEDUCTION  
ZONING FLOOR AREA: 0.5E

LEGEND:  
BU BULKHEAD  
CR CONDUIT RISER  
EC ELECTRICAL CLOSET  
ECR ELEVATOR CONTROL ROOM  
EMR ELEVATOR MACHINE ROOM  
EO ELEVATOR OVERRUN  
FA FIRE ALARM  
LD LANDING DOCK  
ME MECHANICAL PIPE ENCLOSURE  
MR MECHANICAL ROOM  
MS MECHANICAL SHAFT  
PKG PARKING  
PL PLUMBING



1 FLOOR 34M  
SCALE: 1/8" = 1'-0"



HYE-TC-Z1-3401M

ZFA AREA PLAN  
FLOOR 34M

Drawings Number  
Z1-3401M

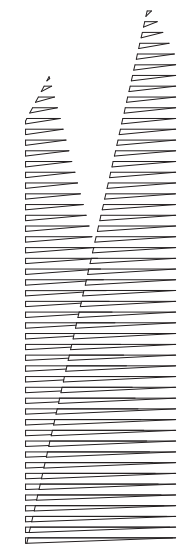
Sheet Drawing Number  
Z-137.00

DATE: 03/22/2013  
PROJECT NO: 1776  
DRAWN BY: [Signature]  
CHECKED BY: [Signature]  
DATE: 03/22/2013



HUDSON YARDS -  
TOWER C

501 WEST 30TH STREET  
NEW YORK, NY



Client  
Related Companies  
60 Columbus Circle  
New York, NY 10023  
TEL: 212.801.1000 FAX: 212.801.1048

Oxford Properties Group  
320 Park Avenue, 17th Floor  
New York, NY 10022  
TEL: 212.986.7514 FAX: 212.986.7510

Architect  
Kohn Pedersen Fox Associates PC  
Architects & Planning Consultants  
11 West 42nd Street  
New York, New York 10036  
TEL: 212.977.6500 FAX: 212.956.2526

Structural Engineer  
Thornton Tomasetti, Inc.  
51 Madison Avenue  
New York, NY 10010  
TEL: 917.661.7800 FAX: 718.661.7801

Mechanical, Electrical, Plumbing, Fire Protection  
Jaros Baum & Bolles Consulting Engineers  
80 Pine Street  
New York, NY 10013  
TEL: 212.530.9300 FAX: 212.269.5894



1 FLOOR 35  
SCALE: 1/8" = 1'-0"

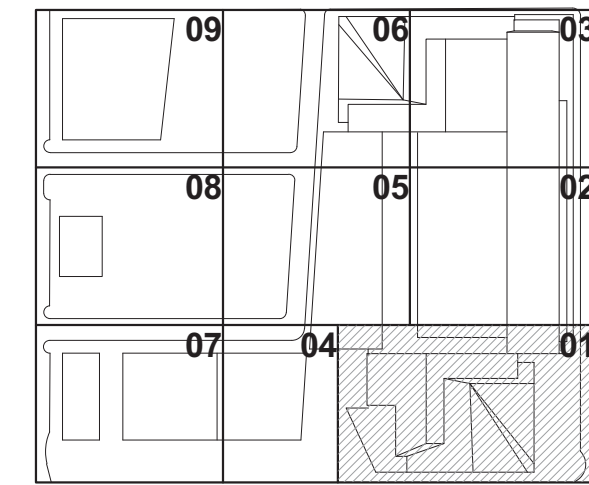
ZFA DEDUCTIONS - LEVEL 35	
Name	Area
CR	20 SF
CR	15 SF
CR	9 SF
CR	13 SF
CR	4 SF
CR	0 SF
CR	1 SF
EC	170 SF
EC	241 SF
FA	3 SF
MS	67 SF
MS	104 SF
MS	102 SF
MS	42 SF
MS	34 SF
MS	36 SF
MS	59 SF
MS	57 SF
MS	96 SF
MS	97 SF
MS	67 SF
MS	210 SF
MS	106 SF
MS	8 SF
PL	21 SF
PL	30 SF
PL	87 SF
PL	63 SF
PL	1766 SF

GROSS FA: 27,555 SF  
TOTAL DEDUCTIONS: 1,766 SF  
ZONING FLOOR AREA: 25,789 SF

LEGEND:	
BU	BULKHEAD
CR	CONDUIT RISER
EC	ELECTRICAL CLOSET
EGR	ELEVATOR CONTROL ROOM
EMR	ELEVATOR MACHINE ROOM
EO	ELEVATOR OVERRUN
FA	FIRE ALARM
LD	LOADING DOCK
ME	MECHANICAL PIPE ENCLOSURE
MR	MECHANICAL ROOM
MS	MECHANICAL SHAFT
PL	PARKING
PL	PLUMBING

D.O.B. BUILDING PERMIT FILING 03/22/2013

Key Plan



HYE-TC-Z1-3501

ZFA AREA PLAN  
FLOOR 35

Drawn By  
Z1-3501

Check By  
Z-138.00








HUDSON YARDS -  
TOWER C

501 WEST 30TH STREET  
NEW YORK, NY



Client  
Related Companies  
60 Columbus Circle  
New York, NY 10023  
TEL: 212.801.1000 FAX: 212.801.1048

Oxford Properties Group  
320 Park Avenue, 17th Floor  
New York, NY 10022  
TEL: 212.986.7514 FAX: 212.986.7510

Architect  
Kohn Pedersen Fox Associates PC  
Architects & Planning Consultants  
11 West 42nd Street  
New York, New York 10036  
TEL: 212.977.6500 FAX: 212.956.2526

Structural Engineer  
Thornton Tomasetti, Inc.  
51 Madison Avenue  
New York, NY 10010  
TEL: 917.661.7800 FAX: 718.661.7801

Mechanical, Electrical, Plumbing, Fire Protection  
Jaros Baum & Bolles Consulting Engineers  
80 Pine Street  
New York, NY 10013  
TEL: 212.530.9300 FAX: 212.269.5894



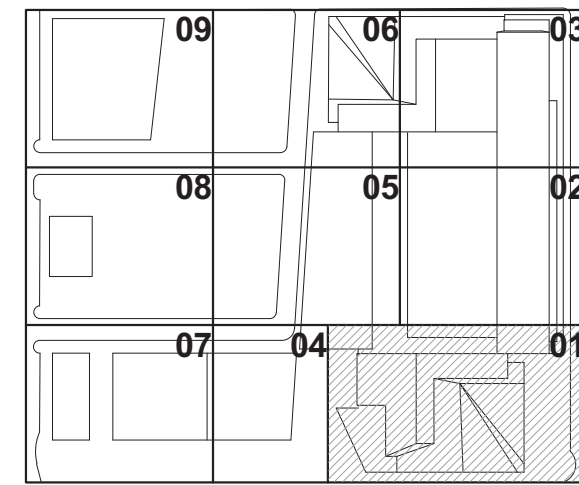
1 FLOOR 37  
SCALE: 1/8" = 1'-0"

ZFA DEDUCTIONS - LEVEL 37		
Name	Area	
CR	20 SF	
CR	15 SF	
CR	9 SF	
CR	13 SF	
CR	4 SF	
CR	0 SF	
CR	1 SF	
EC	170 SF	
EC	241 SF	
FA	3 SF	
MS	67 SF	
MS	104 SF	
MS	102 SF	
MS	42 SF	
MS	38 SF	
MS	59 SF	
MS	57 SF	
MS	97 SF	
MS	67 SF	
MS	210 SF	
MS	106 SF	
MS	8 SF	
MS	34 SF	
MS	96 SF	
PL	21 SF	
PL	30 SF	
PL	63 SF	
PL	88 SF	
	1766 SF	

GROSS FA: 26,936 SF	
TOTAL DEDUCTIONS: 1,766 SF	
ZONING FLOOR AREA: 25,170 SF	
LEGEND:	
BU	BULKHEAD
CR	CONDUIT RISER
EC	ELECTRICAL CLOSET
ECR	ELEVATOR CONTROL ROOM
EMR	ELEVATOR MACHINE ROOM
EO	ELEVATOR OVERRUN
FA	FIRE ALARM
LD	LOADING DOCK
ME	MECHANICAL PIPE ENCLOSURE
MR	MECHANICAL ROOM
MS	MECHANICAL SHAFT
PKG	PARKING
PL	PLUMBING

No.	Description	Date
1	D.O.B. BUILDING PERMIT FILING	03/22/2013

Key Plan



HYE-TC-Z1-3701

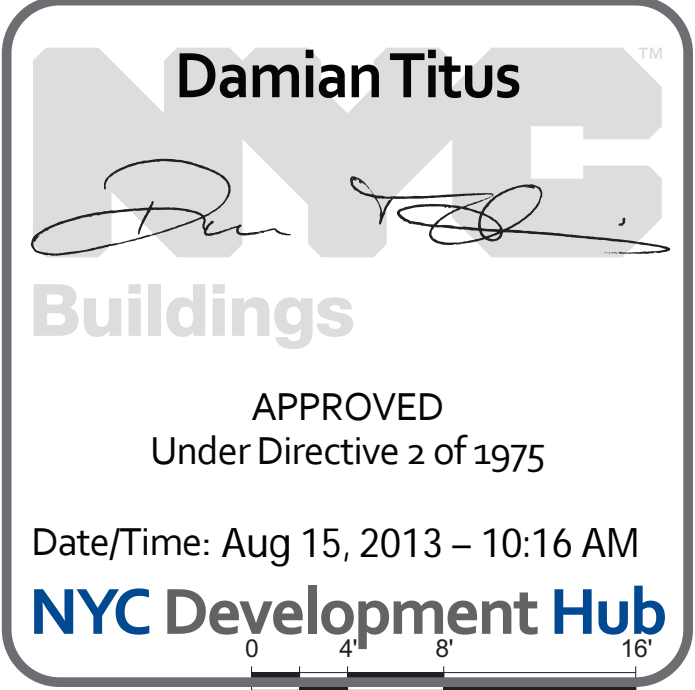
ZFA AREA PLAN  
FLOOR 37

Drawn By: Z1-3701

Check By: Z1-3701

Scale: 1/8" = 1'-0"


SHEET 53 OF 66





HUDSON YARDS -  
TOWER C

501 WEST 30TH STREET  
NEW YORK, NY



Client  
Related Companies  
60 Columbus Circle  
New York, NY 10023  
TEL: 212.801.1000 FAX: 212.801.1048

Oxford Properties Group  
320 Park Avenue, 17th Floor  
New York, NY 10022  
TEL: 212.986.7514 FAX: 212.986.7510

Architect  
Kohn Pedersen Fox Associates PC  
Architects & Planning Consultants  
11 West 42nd Street  
New York, New York 10036  
TEL: 212.977.6500 FAX: 212.956.2526

Structural Engineer  
Thornton Tomasetti, Inc.  
51 Madison Avenue  
New York, NY 10010  
TEL: 917.661.7800 FAX: 718.661.7801

Mechanical, Electrical, Plumbing, Fire Protection  
Jaros Baum & Bolles Consulting Engineers  
80 Pine Street  
New York, NY 10013  
TEL: 212.530.9300 FAX: 212.269.5894



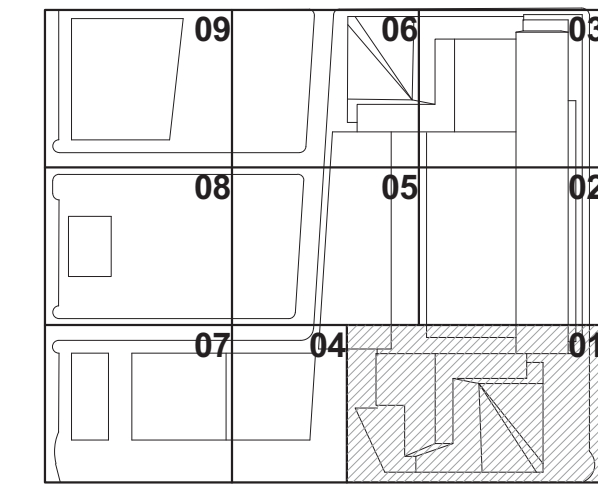
1 FLOOR 38  
SCALE: 1/8" = 1'-0"

ZFA DEDUCTIONS - LEVEL 38		
Name	Area	
CR	20 SF	
CR	15 SF	
CR	9 SF	
CR	13 SF	
CR	4 SF	
CR	0 SF	
CR	1 SF	
EC	170 SF	
EC	241 SF	
FA	3 SF	
MS	67 SF	
MS	104 SF	
MS	102 SF	
MS	42 SF	
MS	38 SF	
MS	59 SF	
MS	57 SF	
MS	67 SF	
MS	210 SF	
MS	106 SF	
MS	8 SF	
MS	103 SF	
MS	34 SF	
MS	104 SF	
PL	21 SF	
PL	30 SF	
PL	63 SF	
PL	87 SF	
	1779 SF	

GROSS FA: 26,627 SF	
TOTAL DEDUCTIONS: 1,779 SF	
ZONING FLOOR AREA: 24,848 SF	
LEGEND:	
BU	BULKHEAD
CR	CONDUIT RISER
EC	ELECTRICAL CLOSET
ECR	ELEVATOR CONTROL ROOM
EMR	ELEVATOR MACHINE ROOM
EO	ELEVATOR OVERRUN
FA	FIRE ALARM
LD	LOADING DOCK
ME	MECHANICAL PIPE ENCLOSURE
MR	MECHANICAL ROOM
MS	MECHANICAL SHAFT
PKG	PARKING
PL	PLUMBING

No.	Description	Date
1	D.O.B. BUILDING PERMIT FILING	03/22/2013

Key Plan



Date: 03/22/2013  
Project No: 1776  
Drawn By: [Signature]  
Sheet Number: [Blank]  
Drawing Title: [Blank]

HYE-TC-Z1-3801

ZFA AREA PLAN  
FLOOR 38

Drawn By: [Signature]  
Project No: Z1-3801  
Sheet Number: Z-141.00

**Damian Titus**  
Buildings  
APPROVED  
Under Directive 2 of 1975  
Date/Time: Aug 15, 2013 - 10:16 AM  
NYC Development Hub




Drawn By: [Signature]  
Project No: Z1-3801  
Sheet Number: Z-141.00



HUDSON YARDS -  
TOWER C

501 WEST 30TH STREET  
NEW YORK, NY



*Client*  
Related Companies  
60 Columbus Circle  
New York, NY 10023  
TEL: 212.801.1000 FAX: 212.801.1048

Oxford Properties Group  
320 Park Avenue, 17th Floor  
New York, NY 10022  
TEL: 212.986.7514 FAX: 212.986.7510

*Architect*  
Kohn Pedersen Fox Associates PC  
Architects & Planning Consultants  
11 West 42nd Street  
New York, New York 10036  
TEL: 212.977.6500 FAX: 212.956.2526

*Structural Engineer*  
Thornton Tomasetti, Inc.  
51 Madison Avenue  
New York, NY 10010  
TEL: 917.661.7800 FAX: 718.661.7801

*Mechanical, Electrical, Plumbing, Fire Protection*  
Jaros Baum & Bolles Consulting Engineers  
80 Pine Street  
New York, NY 10013  
TEL: 212.530.9300 FAX: 212.269.5894



1 FLOOR 39  
SCALE: 1/8" = 1'-0"

ZFA DEDUCTIONS - LEVEL 39

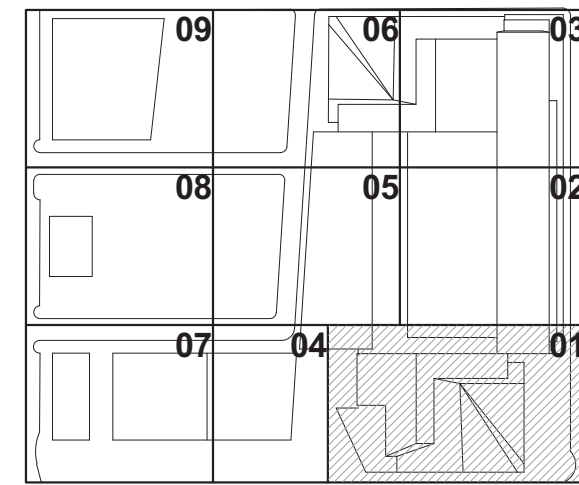
Name	Area
CR	20 SF
CR	15 SF
CR	9 SF
CR	13 SF
CR	4 SF
CR	0 SF
CR	1 SF
EC	170 SF
EC	241 SF
FA	3 SF
MS	67 SF
MS	104 SF
MS	102 SF
MS	42 SF
MS	38 SF
MS	59 SF
MS	57 SF
MS	96 SF
MS	67 SF
MS	210 SF
MS	106 SF
MS	8 SF
MS	34 SF
MS	97 SF
PL	21 SF
PL	30 SF
PL	63 SF
PL	88 SF
	1766 SF

GROSS FA: 26,317 SF  
TOTAL DEDUCTIONS: 1,766 SF  
ZONING FLOOR AREA: 24,551 SF

**LEGEND:**  
BU BULKHEAD  
CR CONDUIT RISER  
EC ELECTRICAL CLOSET  
ECR ELEVATOR CONTROL ROOM  
EMR ELEVATOR MACHINE ROOM  
EO ELEVATOR OVERRUN  
FA FIRE ALARM  
LD LOADING DOCK  
ME MECHANICAL ENCLOSURE  
MR MECHANICAL ROOM  
MS MECHANICAL SHAFT  
PRG PARKING  
PL PLUMBING

1 D.O.B. BUILDING PERMIT FILING 03/22/2013  
No. Description Date

Key Plan



Date: 03/22/2013  
Project No: 1776  
Drawn By: [Signature]  
Sheet Number: [Signature]  
Drawing Title: [Signature]

HYE -TC -Z1-3901


ZFA AREA PLAN  
FLOOR 39

Director Number  
Z1-3901  
B Scan Drawing Number  
Z-142.00



HUDSON YARDS -  
TOWER C

501 WEST 30TH STREET  
NEW YORK, NY



Client  
Related Companies  
60 Columbus Circle  
New York, NY 10023  
TEL: 212.801.1000 FAX: 212.801.1048

Oxford Properties Group  
320 Park Avenue, 17th Floor  
New York, NY 10022  
TEL: 212.986.7514 FAX: 212.986.7510

Architect  
Kohn Pedersen Fox Associates PC  
Architects & Planning Consultants  
11 West 42nd Street  
New York, New York 10036  
TEL: 212.977.6500 FAX: 212.956.2526

Structural Engineer  
Thornton Tomasetti, Inc.  
51 Madison Avenue  
New York, NY 10010  
TEL: 917.661.7800 FAX: 718.661.7801

Mechanical, Electrical, Plumbing, Fire Protection  
Jaros Baum & Bolles Consulting Engineers  
80 Pine Street  
New York, NY 10013  
TEL: 212.530.9300 FAX: 212.269.5894



1 FLOOR 40  
SCALE: 1/8" = 1'-0"

ZFA DEDUCTIONS - LEVEL 40

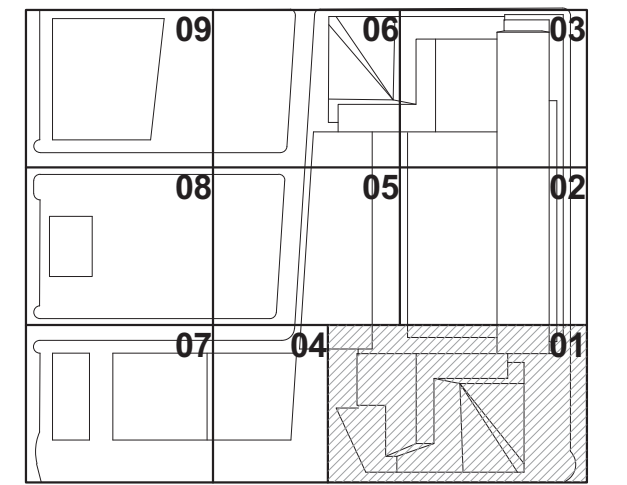
Name	Area
CR	9 SF
CR	13 SF
CR	4 SF
CR	0 SF
CR	1 SF
CR	20 SF
CR	15 SF
EC	170 SF
EC	241 SF
FA	3 SF
MS	67 SF
MS	104 SF
MS	102 SF
MS	42 SF
MS	38 SF
MS	59 SF
MS	57 SF
MS	67 SF
MS	210 SF
MS	96 SF
MS	34 SF
MS	97 SF
MS	106 SF
MS	8 SF
PL	30 SF
PL	63 SF
PL	88 SF
PL	21 SF
	1766 SF

GROSS FA: 26,008 SF  
TOTAL DEDUCTIONS: 1,766 SF  
ZONING FLOOR AREA: 24,242 SF

LEGEND:  
BU BULKHEAD  
CR CONDUIT RISER  
EC ELECTRICAL CLOSET  
ECR ELEVATOR CONTROL ROOM  
EMR ELEVATOR MACHINE ROOM  
EO ELEVATOR OVERRUN  
FA FIRE ALARM  
LD LOADING DOCK  
ME MECHANICAL PIPE ENCLOSURE  
MR MECHANICAL ROOM  
MS MECHANICAL SHAFT  
PKG PARKING  
PL PLUMBING

No.	Description	Date
1	D.O.B. BUILDING PERMIT FILING	03/22/2013

Key Plan



Date: 03/22/2013  
Project No: 1776  
Drawn By: [Signature]  
Sheet Number: [Signature]  
Drawing Title: [Signature]

HYE-TC-Z1-4001


ZFA AREA PLAN  
FLOOR 40

Drawings Number  
Z1-4001  
B-Scan Drawings Number  
Z-143.00



HUDSON YARDS -  
TOWER C

501 WEST 30TH STREET  
NEW YORK, NY



*Client*  
Related Companies  
60 Columbus Circle  
New York, NY 10023  
TEL: 212.801.1000 FAX: 212.801.1048

Oxford Properties Group  
320 Park Avenue, 17th Floor  
New York, NY 10022  
TEL: 212.986.7514 FAX: 212.986.7510

*Architect*  
Kohn Pedersen Fox Associates PC  
Architects & Planning Consultants  
11 West 42nd Street  
New York, New York 10036  
TEL: 212.977.6500 FAX: 212.956.2526

*Structural Engineer*  
Thornton Tomasetti, Inc.  
51 Madison Avenue  
New York, NY 10010  
TEL: 917.661.7800 FAX: 718.661.7801

*Mechanical, Electrical, Plumbing, Fire Protection*  
Jaros Baum & Bolles Consulting Engineers  
80 Pine Street  
New York, NY 10013  
TEL: 212.530.9300 FAX: 212.269.5894



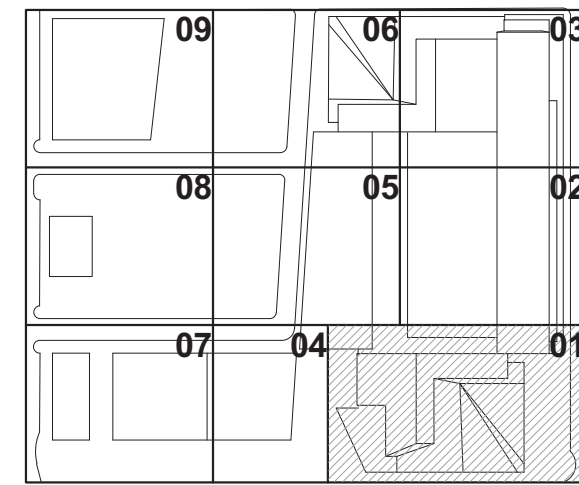
1 FLOOR 41  
SCALE: 1/8" = 1'-0"

ZFA DEDUCTIONS - LEVEL 41		
Name	Area	
CR	9 SF	
CR	13 SF	
CR	4 SF	
CR	0 SF	
CR	1 SF	
CR	20 SF	
CR	15 SF	
EC	170 SF	
EC	241 SF	
FA	3 SF	
MS	67 SF	
MS	104 SF	
MS	102 SF	
MS	42 SF	
MS	38 SF	
MS	59 SF	
MS	57 SF	
MS	67 SF	
MS	210 SF	
MS	96 SF	
MS	34 SF	
MS	97 SF	
MS	106 SF	
MS	8 SF	
PL	30 SF	
PL	63 SF	
PL	88 SF	
PL	21 SF	
	1766 SF	

GROSS FA: 25,698 SF	
TOTAL DEDUCTIONS: 1,766 SF	
ZONING FLOOR AREA: 23,932 SF	
LEGEND:	
BU	BULKHEAD
CR	CONDUIT RISER
EC	ELECTRICAL CLOSET
ECR	ELEVATOR CONTROL ROOM
EMR	ELEVATOR MACHINE ROOM
EO	ELEVATOR OVERRUN
FA	FIRE ALARM
LD	LOADING DOCK
ME	MECHANICAL PIPE ENCLOSURE
MR	MECHANICAL ROOM
MS	MECHANICAL SHAFT
PKG	PARKING
PL	PLUMBING

No.	Description	Date
1	D.O.B. BUILDING PERMIT FILING	03/22/2013

Key Plan



Date: 03/22/2013  
Project No: 1776  
Drawn By: [Signature]  
Sheet Number: [Signature]  
Drawing Title: HYE-TC-Z1-4101

HYE-TC-Z1-4101

ZFA AREA PLAN  
FLOOR 41

Drawn By: Z1-4101


8-2013 Drawing Number

Z-144.00



HUDSON YARDS -  
TOWER C

501 WEST 30TH STREET  
NEW YORK, NY



Client  
Related Companies  
60 Columbus Circle  
New York, NY 10023  
TEL: 212.801.1000 FAX: 212.801.1048

Oxford Properties Group  
320 Park Avenue, 17th Floor  
New York, NY 10022  
TEL: 212.986.7514 FAX: 212.986.7510

Architect  
Kohn Pedersen Fox Associates PC  
Architects & Planning Consultants  
11 West 42nd Street  
New York, New York 10036  
TEL: 212.977.6500 FAX: 212.956.2526

Structural Engineer  
Thornton Tomasetti, Inc.  
51 Madison Avenue  
New York, NY 10010  
TEL: 917.661.7800 FAX: 718.661.7801

Mechanical, Electrical, Plumbing, Fire Protection  
Jaros Baum & Bolles Consulting Engineers  
80 Pine Street  
New York, NY 10013  
TEL: 212.530.9300 FAX: 212.269.5894



1 FLOOR 42  
SCALE: 1/8" = 1'-0"

ZFA DEDUCTIONS - LEVEL 42

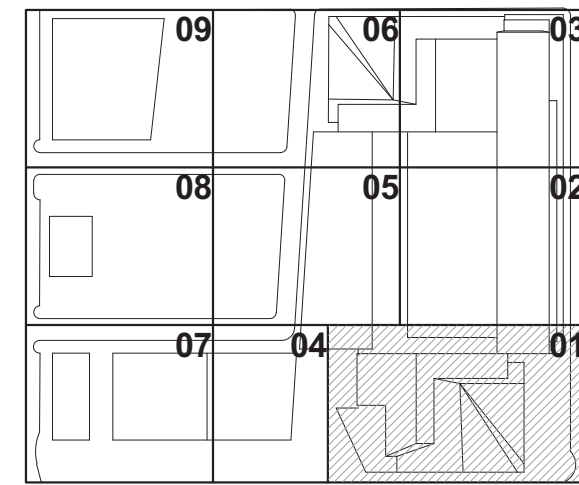
Name	Area
CR	9 SF
CR	13 SF
CR	4 SF
CR	0 SF
CR	1 SF
CR	20 SF
CR	15 SF
EC	170 SF
EC	241 SF
FA	3 SF
MS	67 SF
MS	104 SF
MS	102 SF
MS	42 SF
MS	38 SF
MS	59 SF
MS	57 SF
MS	210 SF
MS	96 SF
MS	34 SF
MS	97 SF
MS	106 SF
MS	8 SF
PL	30 SF
PL	63 SF
PL	88 SF
PL	21 SF
	1766 SF

GROSS FA: 25,389 SF  
TOTAL DEDUCTIONS: 1,766 SF  
ZONING FLOOR AREA: 23,623 SF

LEGEND:  
BU BULKHEAD  
CR CONDUIT RISER  
EC ELECTRICAL CLOSET  
ECR ELEVATOR CONTROL ROOM  
EMR ELEVATOR MACHINE ROOM  
EO ELEVATOR OVERRUN  
FA FIRE ALARM  
LD LOADING DOCK  
ME MECHANICAL PIPE ENCLOSURE  
MR MECHANICAL ROOM  
MS MECHANICAL SHAFT  
PKG PARKING  
PL PLUMBING

1 D.O.B. BUILDING PERMIT FILING 03/22/2013  
No. Description Date

Key Plan



Date: 03/22/2013  
Project No: 1776  
Drawn By: [Signature]  
Sheet Number: [Signature]  
Drawing Title: HYE -TC -Z1-4201

Damian Titus  
Buildings  
APPROVED  
Under Directive 2 of 1975  
Date/Time: Aug 15, 2013 - 10:16 AM  
NYC Development Hub

ZFA AREA PLAN  
FLOOR 42

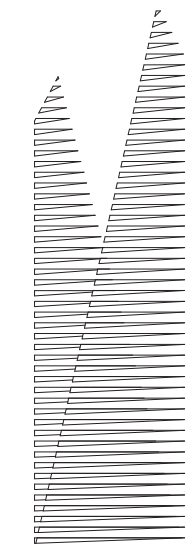
Director Number  
Z1-4201

8-200 Drawing Number  
Z-145.00



HUDSON YARDS -  
TOWER C

501 WEST 30TH STREET  
NEW YORK, NY



Client  
Related Companies  
60 Columbus Circle  
New York, NY 10023  
TEL: 212.801.1000 FAX: 212.801.1048

Oxford Properties Group  
320 Park Avenue, 17th Floor  
New York, NY 10022  
TEL: 212.986.7514 FAX: 212.986.7510

Architect  
Kohn Pedersen Fox Associates PC  
Architects & Planning Consultants  
11 West 42nd Street  
New York, New York 10036  
TEL: 212.977.6500 FAX: 212.956.2526

Structural Engineer  
Thornton Tomasetti, Inc.  
51 Madison Avenue  
New York, NY 10010  
TEL: 917.661.7800 FAX: 718.661.7801

Mechanical, Electrical, Plumbing, Fire Protection  
Jaros Baum & Bolles Consulting Engineers  
80 Pine Street  
New York, NY 10013  
TEL: 212.530.9300 FAX: 212.269.5894



1 FLOOR 43  
SCALE: 1/8" = 1'-0"

ZFA DEDUCTIONS - LEVEL 43


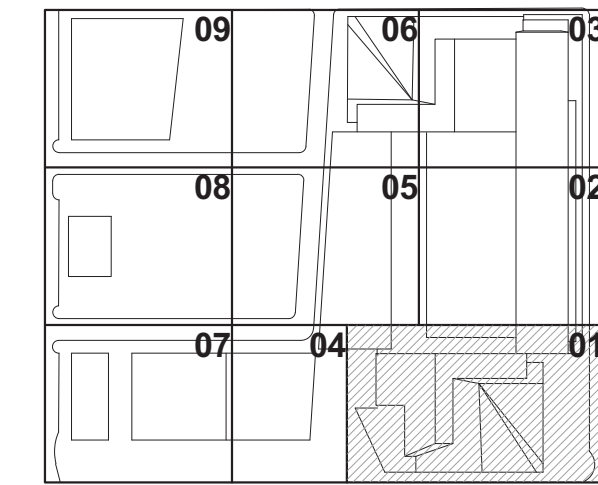
Name	Area
CR	9 SF
CR	13 SF
CR	4 SF
CR	0 SF
CR	1 SF
CR	20 SF
CR	15 SF
EC	170 SF
EC	241 SF
FA	3 SF
MS	67 SF
MS	104 SF
MS	102 SF
MS	42 SF
MS	38 SF
MS	59 SF
MS	57 SF
MS	67 SF
MS	210 SF
MS	96 SF
MS	34 SF
MS	97 SF
MS	106 SF
MS	8 SF
PL	30 SF
PL	63 SF
PL	88 SF
PL	21 SF
	1766 SF

GROSS FA: 25,079 SF  
TOTAL DEDUCTIONS: 1,766 SF  
ZONING FLOOR AREA: 23,313 SF

LEGEND:  
BU BULKHEAD  
CR CONDUIT RISER  
EC ELECTRICAL CLOSET  
ECR ELEVATOR CONTROL ROOM  
EMR ELEVATOR MACHINE ROOM  
EO ELEVATOR OVERRUN  
FA FIRE ALARM  
LD LOADING DOCK  
ME MECHANICAL PIPE ENCLOSURE  
MR MECHANICAL ROOM  
MS MECHANICAL SHAFT  
PKG PARKING  
PL PLUMBING

D.O.B. BUILDING PERMIT FILING 03/22/2013

Key Plan



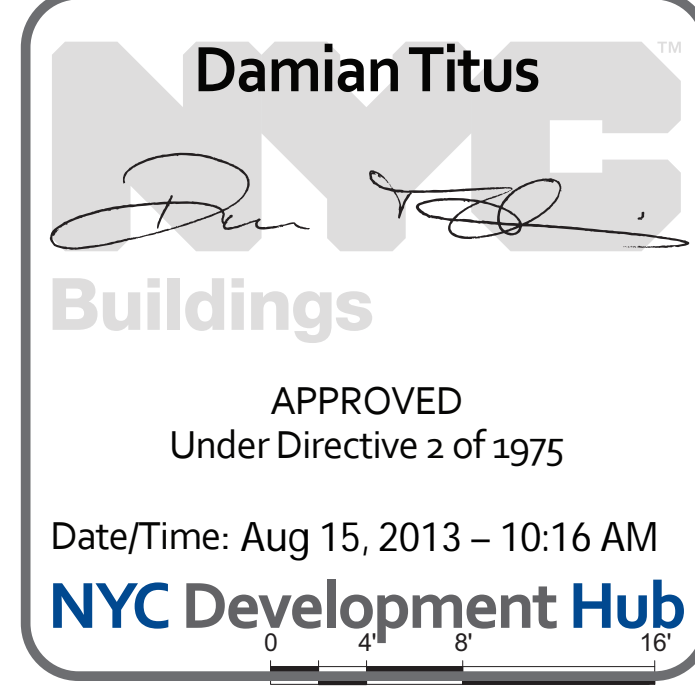
HYE-TC-Z1-4301

ZFA AREA PLAN  
FLOOR 43

Drawings Number  
Z1-4301

Sheet Number  
Z-146.00

SHEET 59 OF 66





Z1-4401  
4/15/2013 4:24:56 PM  
ZFA AREA PLAN FLOOR 44  
C:\P\Realt\1796\_LIVE\_TC\_MPF\_SHEETS\_Gordon.NT


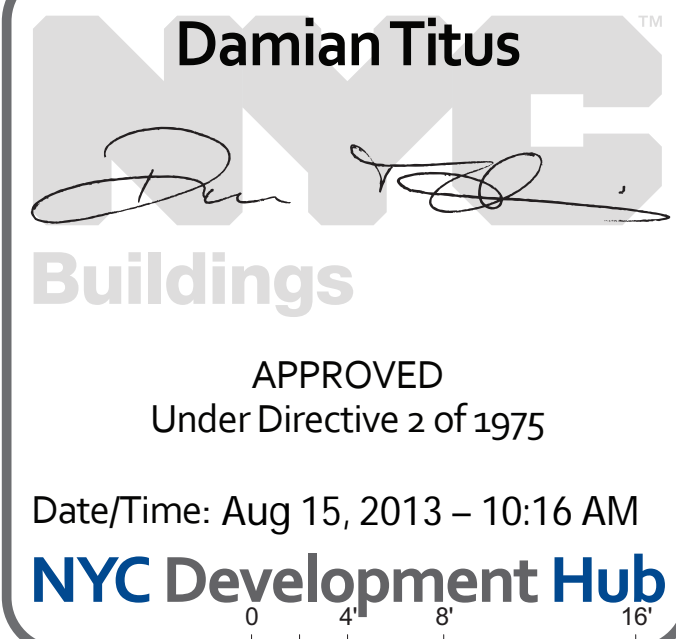
ZFA DEDUCTIONS - LEVEL 44	
Name	Area
CR	9 SF
CR	13 SF
CR	4 SF
CR	0 SF
CR	1 SF
CR	20 SF
CR	15 SF
EC	170 SF
EC	241 SF
FA	3 SF
MS	67 SF
MS	104 SF
MS	102 SF
MS	42 SF
MS	38 SF
MS	59 SF
MS	57 SF
MS	67 SF
MS	210 SF
MS	96 SF
MS	34 SF
MS	97 SF
MS	106 SF
MS	8 SF
PL	30 SF
PL	63 SF
PL	88 SF
PL	21 SF
PL	1766 SF

GROSS FA: 24,770 SF  
TOTAL DEDUCTIONS: 1,766 SF  
ZONING FLOOR AREA: 23,004 SF

LEGEND:	
BU	BULKHEAD
CR	CONDUIT RISER
EC	ELECTRICAL CLOSET
ECR	ELEVATOR CONTROL ROOM
EMR	ELEVATOR MACHINE ROOM
EO	ELEVATOR OVERRUN
FA	FIRE ALARM
LD	LOADING DOCK
ME	MECHANICAL PIPE ENCLOSURE
MR	MECHANICAL ROOM
MS	MECHANICAL SHAFT
PKG	PARKING
PL	PLUMBING



1 FLOOR 44  
SCALE: 1/8" = 1'-0"



HYE-TC-Z1-4401

ZFA AREA PLAN  
FLOOR 44


Drawn By: Z1-4401

Sheet Number: Z-147.00

SHEET 60 OF 66

## HUDSON YARDS - TOWER C

501 WEST 30TH STREET  
NEW YORK, NY



Client  
Related Companies  
60 Columbus Circle  
New York, NY 10023  
TEL: 212.801.1000 FAX: 212.801.1048

Oxford Properties Group  
320 Park Avenue, 17th Floor  
New York, NY 10022  
TEL: 212.986.7514 FAX: 212.986.7510

Architect  
Kohn Pedersen Fox Associates PC  
Architects & Planning Consultants  
11 West 42nd Street  
New York, New York 10036  
TEL: 212.977.6500 FAX: 212.956.2526

Structural Engineer  
Thornton Tomasetti, Inc.  
51 Madison Avenue  
New York, NY 10010  
TEL: 917.661.7800 FAX: 718.661.7801

Mechanical, Electrical, Plumbing, Fire Protection  
Jaros Baum & Bolles Consulting Engineers  
80 Pine Street  
New York, NY 10013  
TEL: 212.530.9300 FAX: 212.269.5894



Z1-4501  
7/15/2013 4:25:07 PM  
ZFA AREA PLAN FLOOR 45  
C:\P\Real\1776\_LIVE\_TC\_MPF\_SHEETS\_L\_Gordon.nv

ZFA DEDUCTIONS - LEVEL 45	
Name	Area
CR	9 SF
CR	13 SF
CR	4 SF
CR	0 SF
CR	1 SF
CR	20 SF
CR	15 SF
EC	170 SF
EC	241 SF
FA	3 SF
MS	67 SF
MS	104 SF
MS	102 SF
MS	42 SF
MS	38 SF
MS	59 SF
MS	57 SF
MS	67 SF
MS	210 SF
MS	96 SF
MS	34 SF
MS	97 SF
MS	106 SF
MS	8 SF
PL	30 SF
PL	63 SF
PL	88 SF
PL	21 SF
	1766 SF

LEGEND:	
BU	BULKHEAD
CR	CONDUIT RISER
EC	ELECTRICAL CLOSET
ECR	ELEVATOR CONTROL ROOM
EMR	ELEVATOR MACHINE ROOM
EO	ELEVATOR OVERRUN
FA	FIRE ALARM
LD	LOADING DOCK
ME	MECHANICAL PIPE ENCLOSURE
MR	MECHANICAL ROOM
MS	MECHANICAL SHAFT
PKG	PARKING
PL	PLUMBING

GROSS FA: 24,480 SF  
TOTAL DEDUCTIONS: 1,766 SF  
ZONING FLOOR AREA: 22,694 SF



1 FLOOR 45  
SCALE: 1/8" = 1'-0"



Issue Date: 03/22/2013

Project No: 1776

Drawn By: [Signature]

Sheet Number: [Blank]

Drawing Title: HYE -TC -Z1-4501

REGISTERED ARCHITECT  
DAMIAN TITUS  
STATE OF NEW YORK

HYE -TC -Z1-4501

ZFA AREA PLAN  
FLOOR 45

Director Number  
Z1-4501  
B-Scan Drawing Number  
Z-148.00


© 2013 KOBIN PEDERSEN FOX ASSOCIATES P.C. All rights reserved.

SHEET 61 OF 66



HUDSON YARDS -  
TOWER C

501 WEST 30TH STREET  
NEW YORK, NY



**Client**  
Related Companies  
60 Columbus Circle  
New York, NY 10023  
TEL: 212.801.1000 FAX: 212.801.1048

Oxford Properties Group  
320 Park Avenue, 17th Floor  
New York, NY 10022  
TEL: 212.986.7514 FAX: 212.986.7510

**Architect**  
Kohn Pedersen Fox Associates PC  
Architects & Planning Consultants  
11 West 42nd Street  
New York, New York 10036  
TEL: 212.977.6500 FAX: 212.956.2526

**Structural Engineer**  
Thornton Tomasetti, Inc.  
51 Madison Avenue  
New York, NY 10010  
TEL: 917.661.7800 FAX: 718.661.7801

**Mechanical, Electrical, Plumbing, Fire Protection**  
Jaros Baum & Bolles Consulting Engineers  
80 Pine Street  
New York, NY 10013  
TEL: 212.530.9300 FAX: 212.269.5894



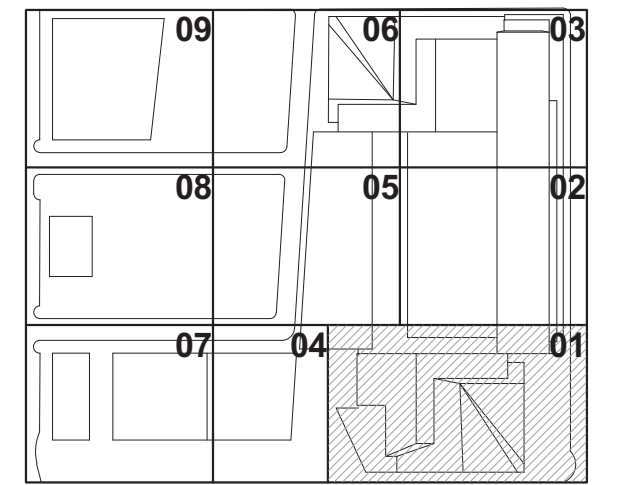
1 FLOOR 46  
SCALE: 1/8" = 1'-0"

ZFA DEDUCTIONS - LEVEL 46	
Name	Area
CR	9 SF
CR	13 SF
CR	4 SF
CR	0 SF
CR	1 SF
CR	20 SF
CR	15 SF
EC	170 SF
EC	241 SF
FA	3 SF
MS	67 SF
MS	104 SF
MS	102 SF
MS	42 SF
MS	38 SF
MS	59 SF
MS	57 SF
MS	67 SF
MS	210 SF
MS	96 SF
MS	34 SF
MS	97 SF
MS	106 SF
MS	8 SF
PL	30 SF
PL	63 SF
PL	88 SF
PL	21 SF
PL	1766 SF

GROSS FA: 24,150 SF	
TOTAL DEDUCTIONS: 1,766 SF	
ZONING FLOOR AREA: 22,384 SF	
<b>LEGEND:</b>	
BU	BULKHEAD
CR	CONDUIT RISER
EC	ELECTRICAL CLOSET
ECR	ELEVATOR CONTROL ROOM
EMR	ELEVATOR MACHINE ROOM
EO	ELEVATOR OVERRUN
FA	FIRE ALARM
LD	LOADING DOCK
ME	MECHANICAL PIPE ENCLOSURE
MR	MECHANICAL ROOM
MS	MECHANICAL SHAFT
PKG	PARKING
PL	PLUMBING

1 D.O.B. BUILDING PERMIT FILING 03/22/2013  
No. Description Date

Key Plan



Date: 03/22/2013  
Project No: 1776  
Drawn By:  
Sheet Number:  
Drawing Title:

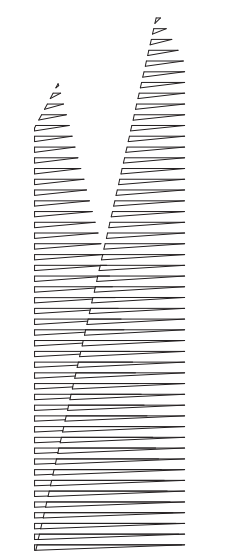
HYE -TC -Z1-4601

ZFA AREA PLAN  
FLOOR 46

Drawn By: Z1-4601  
B Scan Drawing Number:  
Z-149.00



501 WEST 30TH STREET  
NEW YORK, NY



*Client*  
Related Companies  
60 Columbus Circle  
New York, NY 10023  
TEL: 212.801.1000 FAX: 212.801.1048

Oxford Properties Group  
320 Park Avenue, 17th Floor  
New York, NY 10022  
TEL: 212.986.7514 FAX: 212.986.7510

**Architect**  
Kohn Pedersen Fox Associates PC  
Architects & Planning Consultants  
11 West 42nd Street  
New York, New York 10036  
TEL: 212.977.6500 FAX: 212.956.2526

*Structural Engineer*  
Thornton Tomasetti, Inc.  
51 Madison Avenue  
New York, NY 10010  
TEL: 917.661.7800 FAX: 718.661.7801

*Mechanical, Electrical, Plumbing, Fire Protection*  
Jaros Baum & Bolles Consulting Engineers  
80 Pine Street  
New York, NY 10013  
TEL: 212.530.9300 FAX: 212.269.5894



**1 FLOOR 47**  
SCALE: 1/8" = 1'-0"

ZFA DEDUCTIONS - LEVEL 47	
Name	Area

CR	20 SF
CR	15 SF
CR	9 SF
CR	13 SF
CR	4 SF
CR	0 SF
CR	1 SF
EC	170 SF
EC	241 SF
FA	3 SF
MS	67 SF
MS	104 SF
MS	102 SF
MS	42 SF
MS	106 SF
MS	33 SF
MS	38 SF
MS	83 SF
MS	57 SF
MS	8 SF
MS	67 SF
MS	210 SF
PL	21 SF
PL	30 SF
PL	63 SF
PL	97 SF
	1605 SF

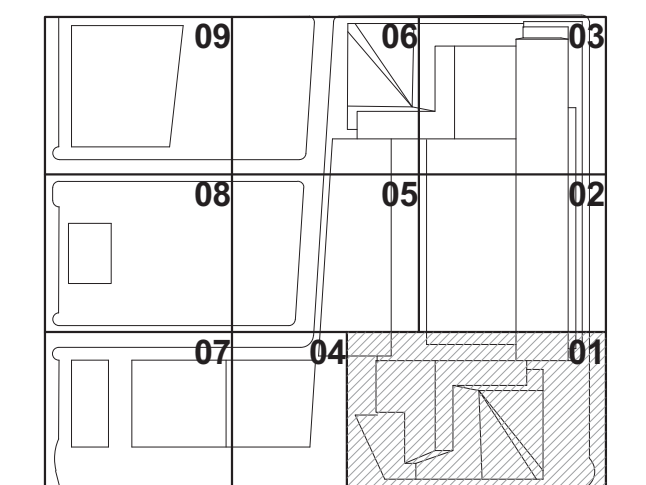
GROSS FA: 19,807 SF  
TOTAL DEDUCTIONS: 1,605 SF  
ZONING FLOOR AREA: 18,202 SF

### LEGEND

BU	BULKHEAD
CR	CONDUIT RISER
EC	ELECTRICAL CLOSET
ECR	ELEVATOR CONTROL ROOM
EMR	ELEVATOR MACHINE ROOM
EO	ELEVATOR OVERRUN
FA	FIRE ALARM
LD	LOADING DOCK
ME	MECHANICAL PIPE ENCLOSURE
MR	MECHANICAL ROOM
MS	MECHANICAL SHAFT
PKG	PARKING
PL	PLUMBING

1	D.O.B. BUILDING PERMIT FILING	03/22/2013
No.	Description	Date

### Key Point



Issue Date:	03/22/2013
Project No.	1776.10

**HYE-TC-Z1-4701**

**ZFA AREA PLAN  
FLOOR 47**

Dividing Number  
**Z1-4701**

**Z-150.00**


SHEET 63 OF 66

Z1-4701  
4/15/2013 4:25:30 PM  
ZFA AREA PLAN FLOOR 47  
C:\KPFIR\Revit\1776\_HYE\_TC\_KPF\_SHEETS\_JGordon.rvt



HUDSON YARDS -  
TOWER C

501 WEST 30TH STREET  
NEW YORK, NY




*Client*  
Related Companies  
60 Columbus Circle  
New York, NY 10023  
TEL: 212.801.1000 FAX: 212.801.1048

Oxford Properties Group  
320 Park Avenue, 17th Floor  
New York, NY 10022  
TEL: 212.986.7514 FAX: 212.986.7510

*Architect*  
Kohn Pedersen Fox Associates PC  
Architects & Planning Consultants  
11 West 42nd Street  
New York, New York 10036  
TEL: 212.977.6500 FAX: 212.956.2526

*Structural Engineer*  
Thornton Tomasetti, Inc.  
51 Madison Avenue  
New York, NY 10010  
TEL: 917.661.7800 FAX: 718.661.7801

*Mechanical, Electrical, Plumbing, Fire Protection*  
Jaros Baum & Bolles Consulting Engineers  
80 Pine Street  
New York, NY 10013  
TEL: 212.530.9300 FAX: 212.269.5894



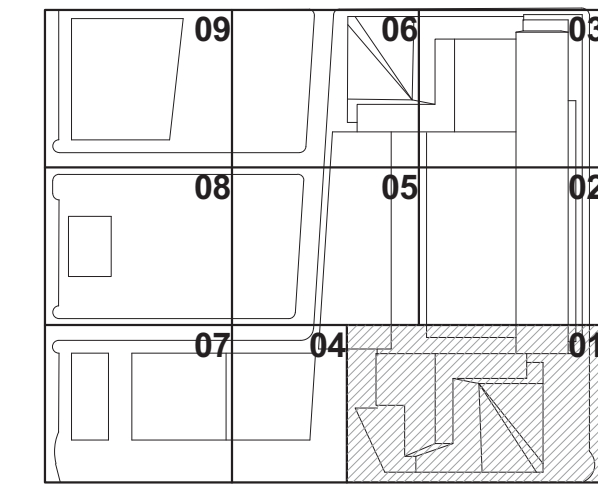
1 FLOOR 48  
SCALE: 1/8" = 1'-0"

MID FLOOR MECHANICAL  
FULL FLOOR DEDUCTION  
ZONING FLOOR AREA: 0.5E

- LEGEND:
- |     |                           |
|-----|---------------------------|
| BU  | BULKHEAD                  |
| CR  | CONDUIT RISER             |
| EC  | ELECTRICAL CLOSET         |
| ECR | ELEVATOR CONTROL ROOM     |
| EMR | ELEVATOR MACHINE ROOM     |
| EO  | ELEVATOR OVERRUN          |
| FA  | FIRE ALARM                |
| LD  | LOADING DOCK              |
| ME  | MECHANICAL PIPE ENCLOSURE |
| MR  | MECHANICAL ROOM           |
| MS  | MECHANICAL SHAFT          |
| PKG | PARKING                   |
| PL  | PLUMBING                  |

No.	Description	Date
1	D.O.B. BUILDING PERMIT FILING	03/22/2013

Key Plan



Issue Date: 03/22/2013  
Project No: 1776  
Drawn By: [Signature]  
Sheet Number: [Signature]  
Drawing Title: HYE-TC-Z1-4801

HYE-TC-Z1-4801


ZFA AREA PLAN  
FLOOR 48

Drawings Number  
Z1-4801  
B-Scan Drawings Number  
Z-151.00



HUDSON YARDS -  
TOWER C

501 WEST 30TH STREET  
NEW YORK, NY




*Client*  
Related Companies  
60 Columbus Circle  
New York, NY 10023  
TEL: 212.801.1000 FAX: 212.801.1048

Oxford Properties Group  
320 Park Avenue, 17th Floor  
New York, NY 10022  
TEL: 212.986.7514 FAX: 212.986.7510

*Architect*  
Kohn Pedersen Fox Associates PC  
Architects & Planning Consultants  
11 West 42nd Street  
New York, New York 10036  
TEL: 212.977.6500 FAX: 212.956.2526

*Structural Engineer*  
Thornton Tomasetti, Inc.  
51 Madison Avenue  
New York, NY 10010  
TEL: 917.661.7800 FAX: 718.661.7801

*Mechanical, Electrical, Plumbing, Fire Protection*  
Jaros Baum & Bolles Consulting Engineers  
80 Pine Street  
New York, NY 10013  
TEL: 212.530.9300 FAX: 212.269.5894



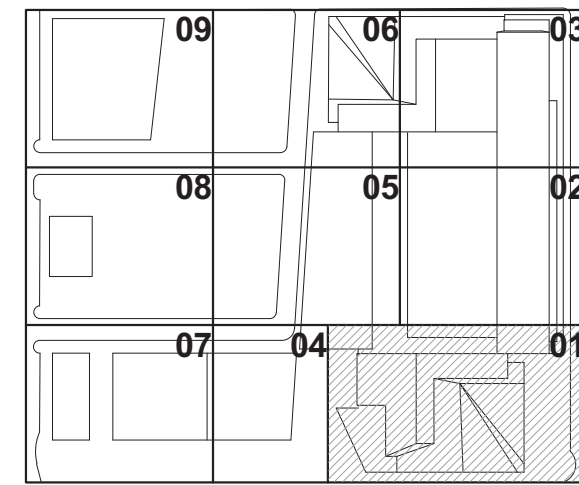
1 FLOOR 49  
SCALE: 1/8" = 1'-0"

MID FLOOR MECHANICAL  
FULL FLOOR DEDUCTION  
ZONING FLOOR AREA: 0.5E

LEGEND:  
BU BULKHEAD  
CR CONDUIT RISER  
EC ELECTRICAL CLOSET  
ECR ELEVATOR CONTROL ROOM  
EMR ELEVATOR MACHINE ROOM  
EO ELEVATOR OVERRUN  
FA FIRE ALARM  
LD LOADING DOCK  
ME MECHANICAL PIPE ENCLOSURE  
MR MECHANICAL ROOM  
MS MECHANICAL SHAFT  
PKG PARKING  
PL PLUMBING

No.	Description	Date
1	D.O.B. BUILDING PERMIT FILING	03/22/2013

Key Plan



Date: 03/22/2013  
Project No: 1776  
Drawn By: [Signature]  
Sheet Number: [Signature]  
Drawing Title: [Signature]

HYE-TC-Z1-4901


ZFA AREA PLAN  
FLOOR 49

Director Number  
Z1-4901  
B-Scan Drawing Number  
Z-152.00



HUDSON YARDS -  
TOWER C

501 WEST 30TH STREET  
NEW YORK, NY



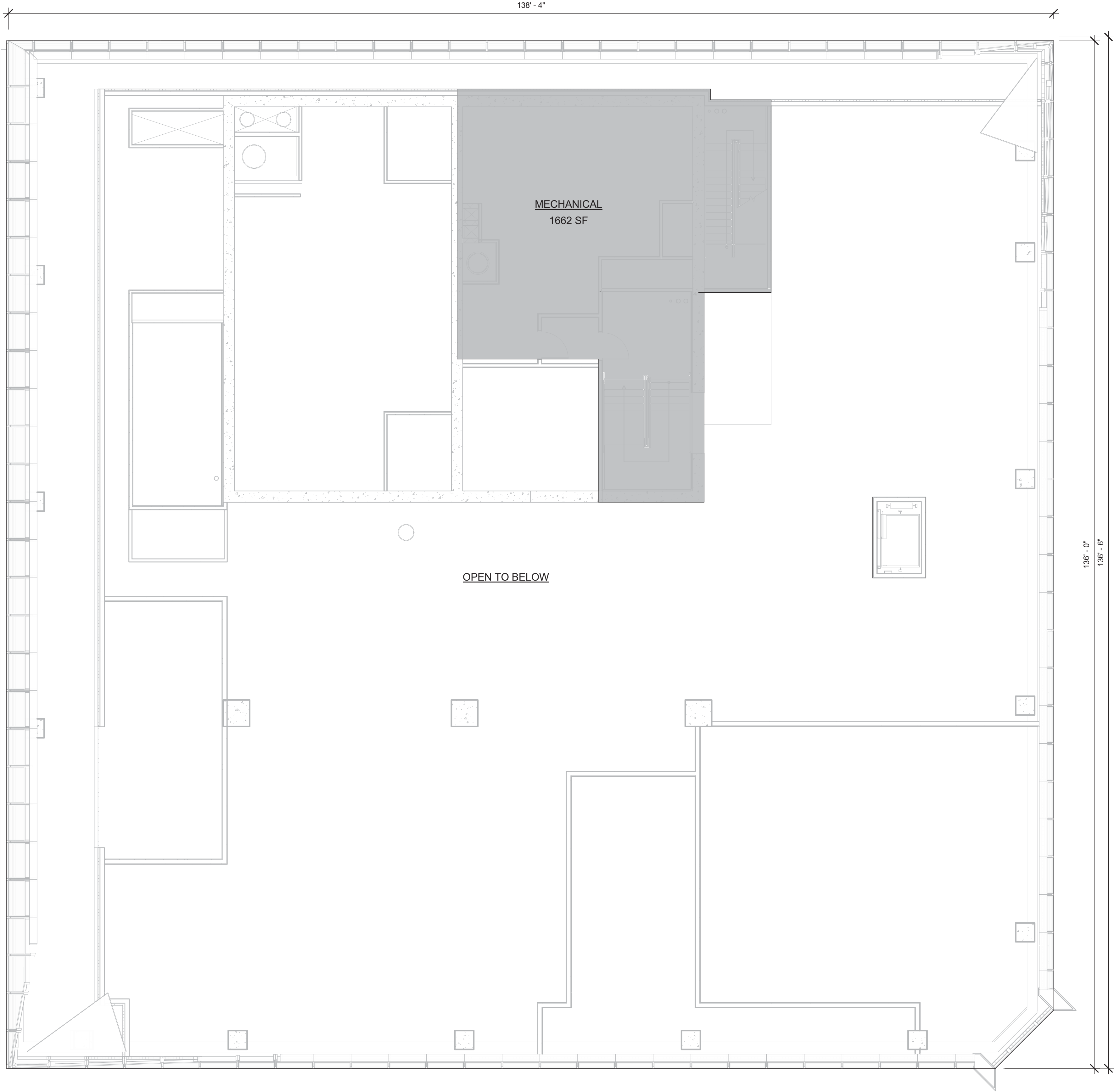
*Client*  
Related Companies  
60 Columbus Circle  
New York, NY 10023  
TEL: 212.801.1000 FAX: 212.801.1048

Oxford Properties Group  
320 Park Avenue, 17th Floor  
New York, NY 10022  
TEL: 212.986.7514 FAX: 212.986.7510

*Architect*  
Kohn Pedersen Fox Associates PC  
Architects & Planning Consultants  
11 West 42nd Street  
New York, New York 10036  
TEL: 212.977.6500 FAX: 212.956.2526

*Structural Engineer*  
Thornton Tomasetti, Inc.  
51 Madison Avenue  
New York, NY 10010  
TEL: 917.661.7800 FAX: 718.661.7801

*Mechanical, Electrical, Plumbing, Fire Protection*  
Jaros Baum & Bolles Consulting Engineers  
80 Pine Street  
New York, NY 10013  
TEL: 212.530.9300 FAX: 212.269.5894



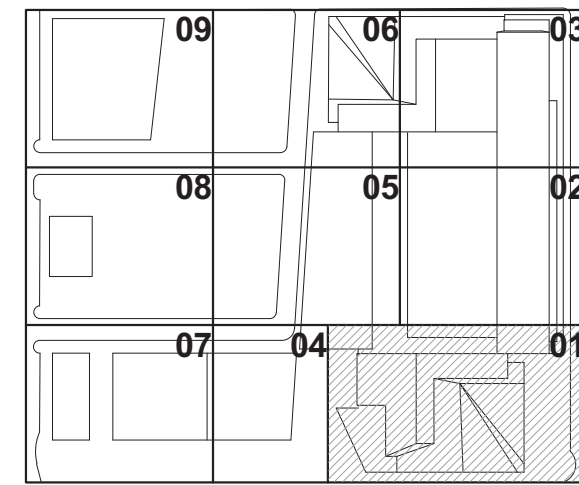
1 FLOOR 49M  
SCALE: 1/8" = 1'-0"

MID FLOOR MECHANICAL  
FULL FLOOR DEDUCTION  
ZONING FLOOR AREA: 0.5E

**LEGEND:**  
BU BULKHEAD  
CR CONDUIT RISER  
EC ELECTRICAL CLOSET  
EGR ELEVATOR CONTROL ROOM  
EMR ELEVATOR MACHINE ROOM  
EO ELEVATOR OVERRUN  
FA FIRE ALARM  
LD LANDING DOCK  
ME MECHANICAL PIPE ENCLOSURE  
MR MECHANICAL ROOM  
MS MECHANICAL SHAFT  
PKG PARKING  
PL PLUMBING

D.O.B. BUILDING PERMIT FILING 03/22/2013  
No. Description Date

Key Plan



Date: 03/22/2013  
Project No. 1776  
Drawn By  
Sheet Number  
Drawing Title

HYE -TC -Z1-4901M

ZFA AREA PLAN  
FLOOR 49M

Drawn By  
Z1-4901M

Sheet Number  
Z-153.00



## LIFE SAFETY NOTES

## CODE SUMMARY

## APPLICABLE CODES

2008 NEW YORK CITY BUILDING CODE  
2008 NEW YORK CITY MECHANICAL CODE  
2008 NEW YORK CITY FIRE CODE  
2008 NEW YORK CITY PLUMBING CODE  
2011 NEW YORK CITY ELECTRICAL CODE (BASED ON 2005 NEC)  
AMERICANS WITH DISABILITIES ACCESSIBILITY GUIDELINES (ADAAG)  
2003 ICC/ANSI 117.1

## OCCUPANCY GROUPS

A-2 ASSEMBLY: CAFE (303.1)  
A-3 ASSEMBLY: CONFERENCE AND MULTI-PURPOSE ROOMS WITH AN OCCUPANT LOAD GREATER THAN 75 PERSONS (303.1)  
B BUSINESS: OFFICE, CONFERENCE AND MULTI-PURPOSE ROOMS WITH AN OCCUPANT LOAD LESS THAN 75 PERSONS (304.1)

M MERCANTILE: RETAIL (309.1)

S-1 MODERATE HAZARD STORAGE (311.1)  
S-3 LIGHT HAZARD STORAGE, PARKING GARAGE (311.3) SEE INCIDENTAL USES

THE BUILDING WILL BE CONSTRUCTED USING THE NONSEPARATED MIXED USE PROVISIONS OUTLINED IN SECTIONS 508.3.2 OF THE BUILDING CODE.

## TABLE 503

## CONSTRUCTION CLASSIFICATION

HIGH-RISE BUILDING  
CONSTRUCTION TYPE: TYPE IA  
AUTOMATIC SPRINKLERS: YES

IN ACCORDANCE WITH NONSEPARATED MIXED USE PROVISIONS OF THE BUILDING CODE, THE HEIGHT AND AREA OF THE BUILDING MUST COMPLY WITH THE MOST RESTRICTIVE HEIGHT AND AREA REQUIREMENTS FOR THE OCCUPANCY CLASSIFICATIONS OF THE BUILDING AND THE CONSTRUCTION TYPE.

ALLOWABLE BUILDING AREA: UNLIMITED  
ALLOWABLE BUILDING HEIGHT: UNLIMITED

## CONSTRUCTION REQUIREMENTS

FIRE RESISTANCE OF STRUCTURAL ELEMENTS MUST BE IN ACCORDANCE WITH THE FOLLOWING:

STRUCTURAL ELEMENT	FIRE RESISTANCE RATING (IN HOURS)	
	TYPE IA	
EXTERIOR BEARING WALLS -SUPPORTING MORE THAN ONE LEVEL	3	
EXTERIOR NONLOAD-BEARING WALLS <sup>1</sup> -FIRE SEPARATION 0 TO 5 FEET -FIRE SEPARATION 5 TO 30 FEET -FIRE SEPARATION >30 FEET	2 3 0	
INTERIOR BEARING WALLS, COLUMNS, AND STRUCTURAL FRAME -SUPPORTING ONE FLOOR OR MORE -SUPPORTING A ROOF ONLY	3 2	
ENCLOSURE OF EXIT PASSAGEWAYS, STAIRS, AND OTHER VERTICAL SHAFTS	2	
FLOOR CONSTRUCTION INCLUDING SUPPORTING BEAMS AND JOISTS	2	
ROOF CONSTRUCTION INCLUDING SUPPORTING BEAMS AND JOISTS <sup>2</sup>	1.5	
INTERIOR CORRIDORS <sup>3</sup>	0	
PUBLIC/MULTI-TENANT CORRIDORS -A.M.S -B	1 1 <sup>4</sup>	

1. EXTERIOR FIRE SEPARATIONS ARE MEASURED PERPENDICULARLY FROM THE BUILDING FACE TO THE CLOSEST INTERIOR LOT LINE, TO THE CENTERLINE OF A STREET OR PUBLIC WAY, OR TO AN IMAGINARY LINE BETWEEN TWO BUILDINGS ON THE SAME PROPERTY.

2. EXCEPT IN M AND S-1 OCCUPANCIES, FIRE PROTECTION OF STRUCTURAL MEMBERS ARE NOT REQUIRED, INCLUDING ROOF FRAMING AND DECKING WHERE EVERY PART OF THE ROOF CONSTRUCTION IS 20 FEET OR MORE ABOVE ANY FLOOR IMMEDIATELY BELOW (TABLE 601).

3. AN INTERIOR CORRIDOR IS DEFINED AS A CORRIDOR THAT SERVES ONLY ONE TENANT.  
4. NOT REQUIRED IN FULLY SPRINKLERED HIGH-RISE BUILDINGS IN GROUP B OCCUPANCIES WHERE THE BUILDING IS EQUIPPED WITH SMOKEPROOF ENCLOSURES.

## MAXIMUM AREA OF EXTERIOR WALL OPENINGS (TABLE 704.8)

THE MAXIMUM PERMITTED AREA OF OPENINGS IN THE EXTERIOR WALL IS BASED ON THE FIRE SEPARATION DISTANCE. THE FIRE SEPARATION DISTANCE IS MEASURED FROM THE BUILDING FACE, AT A 90-DEGREE ANGLE, TO THE CLOSEST OF THE FOLLOWING:

1. THE CLOSEST INTERIOR LOT LINE
2. TO THE CENTERLINE OF A STREET, AN ALLEY OR PUBLIC WAY
3. TO AN IMAGINARY LINE BETWEEN TWO BUILDINGS ON THE PROPERTY

CLASSIFICATION OF OPENING	FIRE SEPARATION DISTANCE (FEET) (TABLE 704.8)					
	GREATER THAN 3 TO 5	GREATER THAN 5 TO 10	GREATER THAN 10 TO 15	GREATER THAN 15 TO 20	GREATER THAN 20	GREATER THAN 25
PROTECTED <sup>1</sup>	NOT PERMITTED	15%	25%	45%	75%	NO LIMIT

1. THE MAXIMUM ALLOWABLE OPENING AREA OF UNPROTECTED OPENINGS IS EQUAL TO THAT PERMITTED FOR PROTECTED OPENINGS IN FULLY SPRINKLERED BUILDINGS.

2. UNLIMITED UNPROTECTED OPENINGS ARE PERMITTED WHERE EXTERIOR BEARING WALLS, EXTERIOR NON-BEARING WALLS, AND EXTERIOR STRUCTURAL FRAME ARE NOT REQUIRED TO HAVE A FIRE RESISTANCE RATING.

## EXTERIOR WALL RATINGS

THE NORTH FAÇADE IS LOCATED 12" FROM THE TAX LOT LINE. ON LEVELS B1 THROUGH 6, THE NORTH FAÇADE WILL BE CONSTRUCTED AS A 3-HOUR FIRE WALL IN ACCORDANCE WITH SECTION 705. A VARIANCE WAS SUBMITTED TO PERMIT TYPICAL WINDOW OPENINGS FOR THE NORTH FAÇADE ABOVE LEVEL 6.

## INTERIOR FINISH

ALL WALL AND CEILING INTERIOR FINISH MATERIALS MUST BE CLASSIFIED IN ACCORDANCE WITH ASTM-E84 TEST FOR SURFACE BURNING CHARACTERISTICS OF CONSTRUCTION MATERIALS<sup>2</sup> AS FOLLOWS (803.1):

CLASS A 0-25 FLAMES/FEET, MAXIMUM SMOKE 450  
CLASS B 26-75 FLAMES/FEET, MAXIMUM SMOKE 450  
CLASS C 76-200 FLAMES/FEET, MAXIMUM SMOKE 450

THE MAXIMUM CLASS INTERIOR FINISH MATERIAL PERMITTED FOR USE ON WALLS AND CEILINGS IN THE FULLY SPRINKLERED BUILDING MUST BE LIMITED AS FOLLOWS:

## TABLE 803.5

USE	EXITS	EXIT ACCESS	ROOMS AND SPACES
S	B	C	C
A-2, A-3 <sup>1</sup>	B	B	C
B, M	B	B	B

<sup>1</sup> LOBBY AREAS IN A-2, A-3 OCCUPANCIES MUST NOT BE LESS THAN CLASS B

## FIRE PROTECTION SYSTEMS

AUTOMATIC SPRINKLERS (903)  
AN AUTOMATIC SPRINKLER SYSTEM WILL BE PROVIDED THROUGHOUT THE BUILDING IN ACCORDANCE WITH SECTION 903 OF THE BUILDING CODE

## STANDPIPES (905.1)

STANDPIPE OUTLETS WILL BE PROVIDED AT EACH FLOOR LEVEL WITHIN EVERY EXIT STAIRWAY. HOSE CONNECTIONS WILL BE LOCATED AT THE RISER ON EACH FLOOR LEVEL, LANDING AND ON THE ENTRANCE FLOOR ABOVE THE STANDPIPE RISER CONTROL VALVE.

## CLASS 1 STANDPIPES ARE PERMITTED WHERE THE FOLLOWING REQUIREMENTS ARE MET:

- A LOCKED STORAGE CABINET MUST BE PROVIDED ON THE MAIN ENTRANCE FLOOR IN A LOCATION APPROVED BY THE FIRE COMMISSIONER NEAR THE STANDPIPE RISER ENCLOSURE. SUCH CABINET MUST CONTAIN AT LEAST 3 OPEN NOZZLES, 2 1/2 INCH SPANNER WRENCHES, 2 1/2 INCH BY 1 1/2 INCH NON-SWIVEL REDUCING COUPLINGS, AND 375 FEET OF 1 1/2 INCH HOSE.
- A KEY FOR UNLOCKING THE STORAGE CABINET MUST BE KEPT IN A LOCATION WHERE IT IS READILY AVAILABLE TO AUTHORIZED PERSONS BUT NOT AVAILABLE TO THE GENERAL PUBLIC. A SIGN MUST BE PLACED ON THE STORAGE CABINET INDICATING THE LOCATION OF SUCH KEY.

- AN ADDITIONAL LABELED KEY MUST BE KEPT IN A LOCKED RECEPTACLE NEAR THE STORAGE CABINET OPERABLE BY A FIRE DEPARTMENT STANDARD KEY. SUCH RECEPTACLE MUST BE LABELED "FOR FIRE DEPARTMENT USE ONLY".
- A METAL SIGN MUST BE PLACED IN EACH STAIR ENCLOSURE ON THE MAIN ENTRANCE FLOOR STATING THE LOCATION OF THE STORAGE CABINET.

## FIRE ALARM SYSTEM (907)

BECAUSE THE BUILDING IS A HIGH-RISE, A VOICE ALARM COMMUNICATION SYSTEM WILL BE PROVIDED THROUGHOUT THE BUILDING. AUDIBLE DEVICES WILL BE PROVIDED THROUGHOUT VISIBLE DEVICES (STROBES) WILL BE PROVIDED THROUGHOUT PUBLIC AND COMMON AREAS AS WELL AS R-1 DWELLING UNITS.

THE AUTOMATIC SPRINKLER SYSTEM WILL BE PROVIDED WITH WATER FLOW DEVICES AND THE ALARM SYSTEM WILL ACTIVATE UPON WATER FLOW.

MANUAL PULL BOXES ARE REQUIRED IN NONSEPARATED MIXED-USE BUILDINGS THAT CONTAIN GROUP M OCCUPANCIES. MANUAL PULL STATIONS WILL BE PROVIDED WITHIN FIVE FEET OF AN ENTRANCE TO AN EXIT AND SUCH THAT ALL PORTIONS OF THE BUILDING ARE WITHIN 200 FEET OF A FULL STATION (907.3.1, 907.2.7).

THE BUILDING HAS ENTRANCES ON MULTIPLE FLOORS. A FIRE COMMAND CENTER WILL BE PROVIDED IN THE LOBBY OF THE BUILDING ON THE FIRST FLOOR (PLAZA LEVEL) ENTRANCE FLOOR.

## SMOKE CONTROL

A SMOKE CONTROL SYSTEM WILL BE PROVIDED FOR THE ATRIUM CONNECTING FLOORS 7 THROUGH 21 IN ACCORDANCE WITH SECTION 909.

A POST-FIRE SMOKE PURGE SYSTEM WILL BE PROVIDED THROUGHOUT THE BUILDING IN ACCORDANCE WITH THE REQUIREMENTS FOR HIGH-RISE BUILDINGS (912.1).

SMOKEPROOF ENCLOSURES IN ACCORDANCE WITH SECTION 403.13 HAVE BEEN PROVIDED FOR ALL EXIT STAIRWAYS SERVING AN OCCUPIED FLOOR 70 FEET OR MORE ABOVE THE LOWEST LEVEL OF FIRE DEPARTMENT ACCESS BY WAY OF THE STAIR PRESSURIZATION ALTERNATIVE IN ACCORDANCE WITH SECTION 909.2.5

ELEVATOR LOBBIES WILL BE PROVIDED ON ALL FLOORS, EXCEPT FOR THE STREET FLOOR LOBBIES ON LEVELS 00 AND 1 AS PERMITTED BY SECTION 403.5.1.1.

ALL CLOSED SHAFTS (EXCEPT FOR ELEVATORS) HAVING A FLOOR AREA EXCEEDING 4 SF WILL BE VENTED IN ACCORDANCE WITH SECTION 910.5. ELEVATOR HOISTWAYS WILL BE VENTED IN ACCORDANCE WITH SECTION 3004.6

## MEANS OF EGRESS

OCCUPANT LOAD (TABLE 1004.1.2)

USE	OCCUPANT LOAD FACTOR SF/OCC
OFFICES	100 GROSS
ASSEMBLY -UNCONCENTRATED (TABLES & CHAIRS), DINING -CONCENTRATED (NON-FIXED CHAIRS) -STANDING ROOM	15 NET 7 NET 5 NET
RETAIL -BASEMENT AND GRADE -ALL OTHER FLOORS	30 GROSS 60 GROSS
PARKING	200 GROSS
KITCHEN	200 GROSS
STORAGE AND MECHANICAL EQUIPMENT ROOMS	300 GROSS

## EXIT CAPACITY (TABLE 1005.1)

EXIT CAPACITIES	
HORIZONTAL INCHES/OCC	VERTICAL INCHES/OCC
0.2	0.3

## NUMBER OF REQUIRED EGRESS ROUTES (1016.1)

NOT LESS THAN 2 REMOTE INDEPENDENT EXITS MUST SERVE EVERY STORY INCLUDING OCCUPIED TERRACES

TWO EXIT ACCESS DOORS ARE REQUIRED FROM EVERY ROOM OR SPACE HAVING AN OCCUPANT LOAD OR TRAVEL WITHIN THE SPACE WHICH IS IN EXCESS OF THAT SHOWN BELOW (1014.1, 1013.3).

OCCUPANCY	MINIMUM 2 MEANS OF EGRESS REQUIRED	
	IF OCCUPANT LOAD GREATER THAN	OR TRAVEL DISTANCE GREATER THAN (FT)
ASSEMBLY	74	75
BUSINESS	74	100
MERCANTILE	74	75
STORAGE	30	100
MECHANICAL	30	100

## TRAVEL DISTANCE (TABLE 1015.1):

USE GROUP	TRAVEL DISTANCE
A-2 & A-3 <74 PERSONS	300 FT <sup>2</sup>
A-2 & A-3 >74 PERSONS	
-PRIMARY	150 FT
-SECONDARY	250 FT
B	300 FT
B-2	250 FT
M, S-1	200 FT

<sup>2</sup> A ROOM OR SPACE USED FOR ASSEMBLY PURPOSES WITH LESS THAN 75 OCCUPANTS IS CONSIDERED A GROUP B OCCUPANCY.

## EXIT DOORS

ALL EXIT DOORS MUST SWING IN THE DIRECTION OF TRAVEL WHERE SERVING AN OCCUPANT LOAD OF 50 OR MORE

## DEAD-END CORRIDORS (1016.3)

DEAD-END CORRIDORS ARE NOT PERMITTED TO EXCEED 50 FEET WHEN SERVING ONLY B OR F OCCUPANCIES. WHERE DEAD-END CORRIDORS SERVE OTHER OCCUPANCIES, THE LENGTH MUST NOT EXCEED 20 FEET. HOWEVER, DEAD-END CORRIDORS ARE PERMITTED TO BE UP TO 2.5 TIMES THE WIDTH OF THE CORRIDOR IN ALL OCCUPANCIES.

## FDNY ATRIUM APPROVAL



F.P. Index # 1301051  
FPIMS # 33023193

February 7, 2013

Mr. Michael Greene, R.A.  
Kohn Pedersen Fox Associates P.C.  
11 West 42nd Street  
New York, NY 10036

Re: Hudson Yards - Tower C  
Variance application  
Atrium smoke control

Dear Mr. Greene,

The project is a 59 story office building which includes floor openings connecting 15 stories, Floors 6 to Floor 20. The floor openings are designed as an atrium. A smoke control system is required in accordance with NYC Building Code 404.4.

The Technology Management Unit is in receipt of documentation submitted in support of a variance application submitted to the Department of Buildings, in reference to Section 909.8 and 909.9 of the 2008 NYC Building Code for the proposed above referenced location. In lieu of section 909.8 and 909.9, a CFD analysis was conducted (Report "Atrium Smoke Control Analysis" dated May 11, 2012) to demonstrate that the smoke control system designed for the Hudson Yards Tower C atrium maintains a tenable environment for the evacuation of occupants from the atrium during a fire condition.

Three scenarios were looked at as mentioned in the report dated May 11, 2012. The design fire size is based on fire test data for a 3-cushion sofa fire (3.1 MW) that will burn out without activating the automatic sprinkler system in two of the three scenarios.

Based upon a review of the documentation submitted, which includes a computational fluid dynamics (CFD) fire model analysis report, CFD fire model input files and architectural plans, please be advised that the Fire Department has no objection to the Department of Buildings granting the above referenced variance application, subject to the following conditions:

1. Complete automatic sprinkler protection throughout the building.
2. Separation of the atrium and balconies from the remainder of the building on all floors by a two hour fire barrier walls and shutters, or equivalent atrium

F.P. Index # 1301051  
February 7, 2013  
Page 2 of 2

separation, such as glazing protected by closely spaced sprinklers in accordance with NYC BC 404.5

3. Projected beam smoke detection at the ceiling of the atrium above Floor 20.

4. Spot-type smoke detection at each balcony open to the atrium.

5. A smoke control system capable of 275,000 cfm of smoke exhaust, while maintaining the following tenable conditions:

- a. Temperature less than 140 F
- b. Carbon monoxide concentration less than 1,200 ppm
- c. Visible distance greater than 25 feet.

6. Tenable conditions shall be maintained at least 6 feet above any walking surface that forms a portion of the required egress system within the smoke zone.

7. Mechanical make-up air supplied by the atrium, consisting of 100% outside air, at a rate of 248,000 cfm.

8. Activation of the smoke control system is by automatic sprinkler water flow in the atrium smoke zone, smoke detection in the atrium, or by manual controls at the fire command center. Portions of the HVAC system serving the atrium that are not used for smoke control will be shut down upon activation of the atrium smoke control system.

9. Emergency power for smoke control and fire alarm system components shall be in accordance with NYC Building Code 909.1.1

When responding to the Department regarding the subject matter, kindly refer to F.P. Index # 1301051A and address all correspondence to Leo Subbarao, Administrative Project Manager/ Alexander Eng, P.E. Chemical Engineer who can be reached at 718 999 1517/ 718 999 1006.

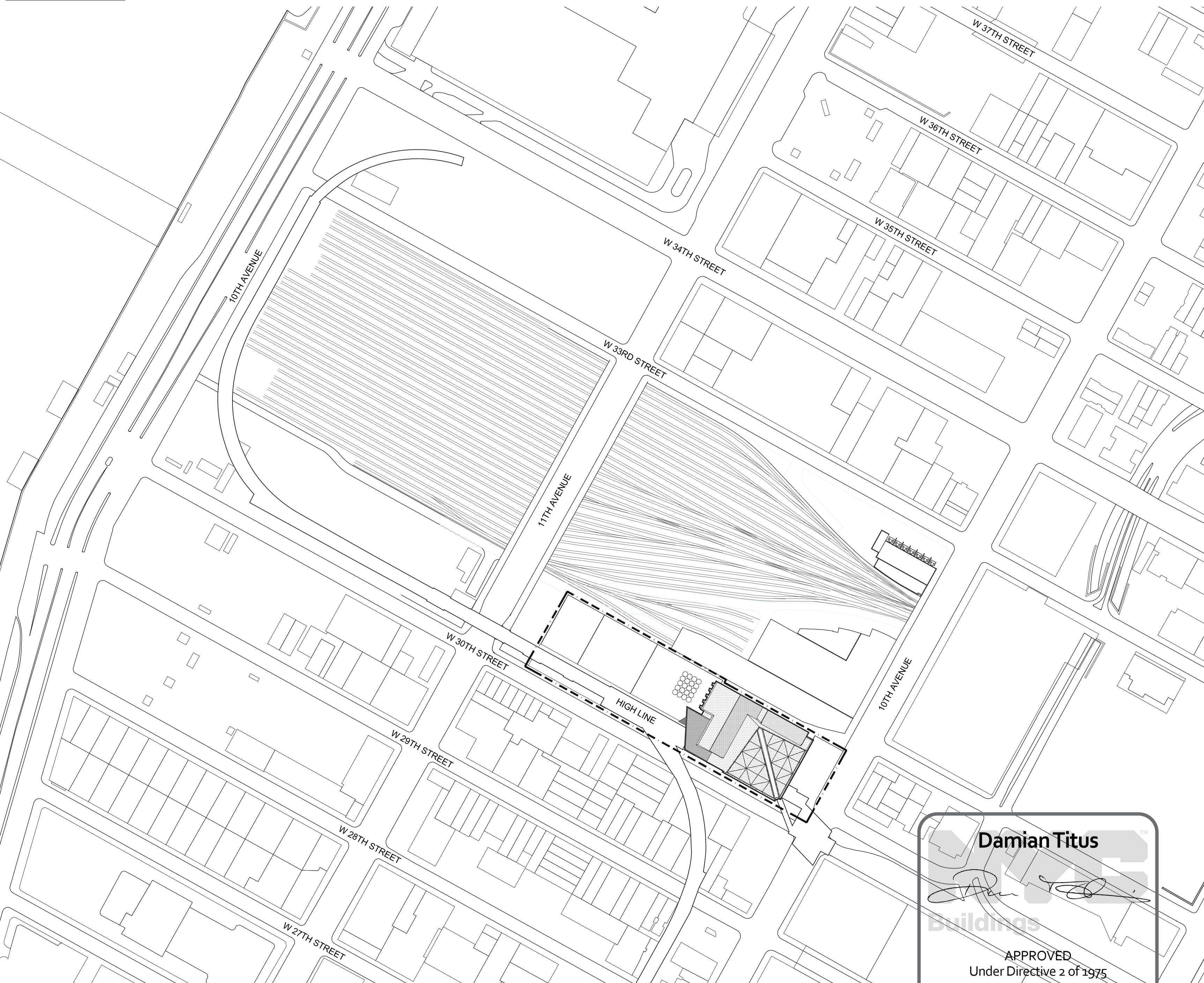
Very truly yours,

*T. Saakian*  
Tamara Saakian, P.E.

TS:LS/AE

C: Code Consultants Professional Engineers, P.C.  
C: Related Companies

## SITE CONTEXT PLAN



Damian Titus

*[Signature]*

Buildings

APPROVED

Under Directive 2 of 1975

Date/Time: Aug 15, 2013 - 10:16 AM

NYC Development Hub

## HUDSON YARDS - TOWER C

Address  
501 WEST 30TH STREET  
NEW YORK, NY



Client  
Related Companies  
60 Columbus Circle  
New York, NY 10023  
Tel: 212.801.1000 Fax: 212.801.1048

Owner  
Oxford Properties Group  
320 Park Avenue, 17th Floor  
New York, NY 10022  
Tel: 212.866.7514 Fax: 212.986.7510

Construction Manager  
Fishman Construction Corporation  
100 Park Avenue, 5th Floor  
New York, NY 10017  
Tel: 212.977.6500 Fax: 212.956.2526

Architect  
Kohn Pedersen Fox Associates PC  
Architects & Planning Consultants  
11 West 42nd Street  
New York, NY 10036  
Tel: 212.977.6500 Fax: 917.661.7801

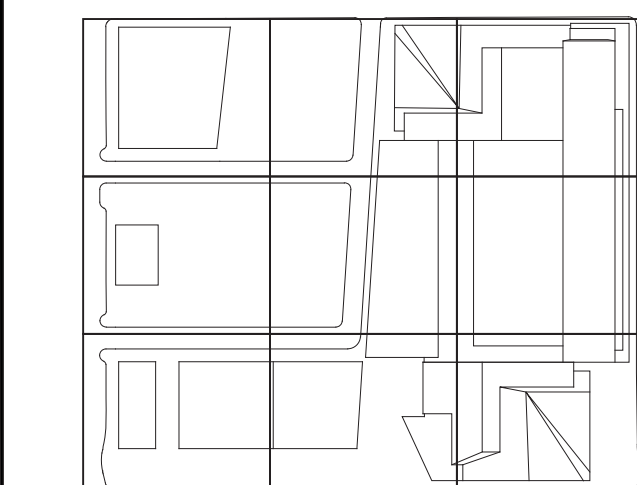
Structural Engineer  
Thornton Tomasetti, Inc.  
51 Madison Avenue  
New York, NY 10010  
Tel: 917.661.7800 Fax: 917.661.7801

Mechanical, Electrical, Plumbing, Fire Protection  
Jaros Baum & Bolles Consulting Engineers  
80 Pine Street  
New York, NY 10013  
Tel: 212.530.9300 Fax: 212.269.5894

1 D.O.B. BUILDING PERMIT FILING 03/22/2013

File Date

Key Plan



HYE-TC-EG-0000

Drawing Title

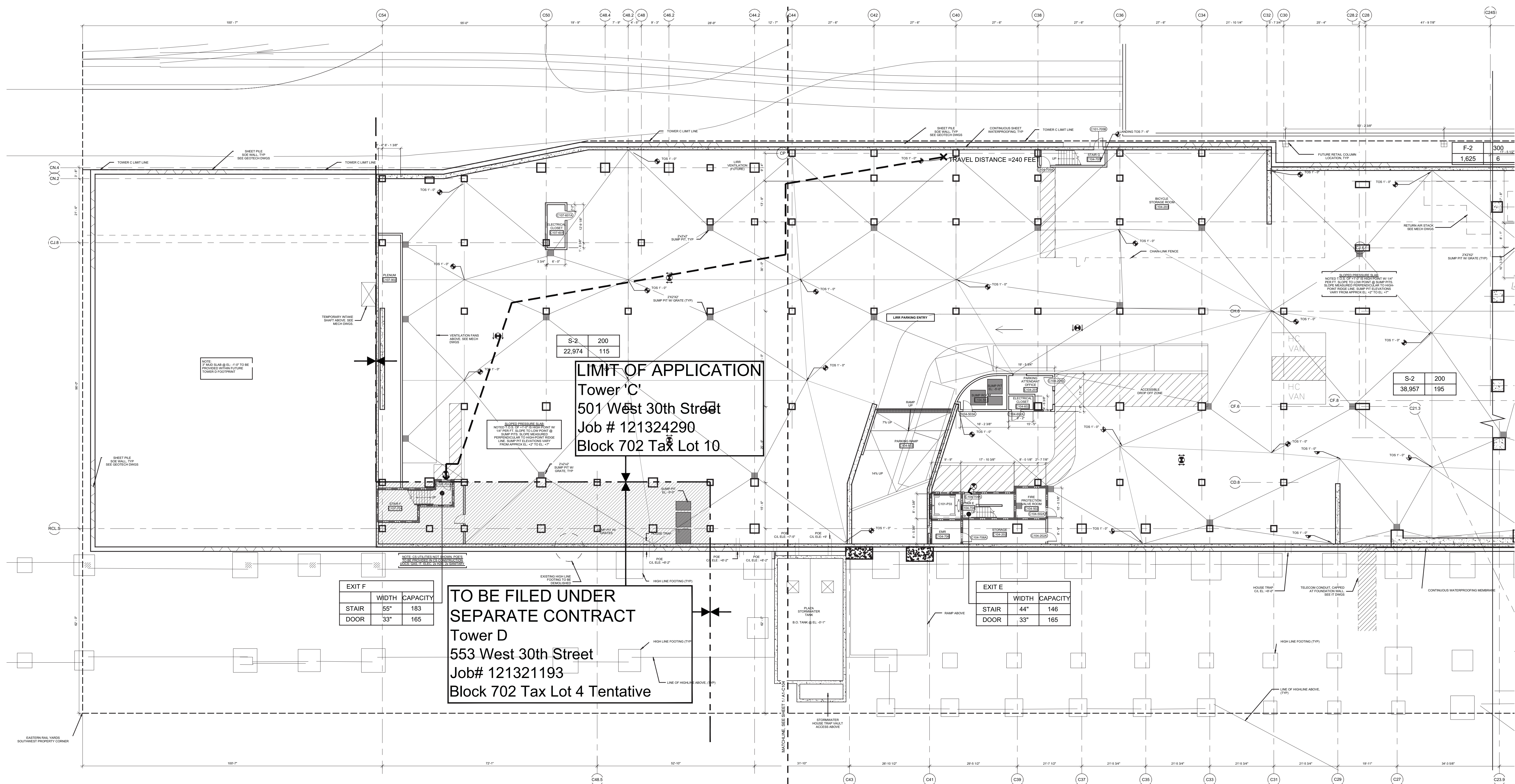
LIFE SAFETY NOTES  
AND SITE CONTEXT  
PLAN

Drawing Number  
EG-0000  
NYC Development Hub  
EG-001.00

SHEET 1 OF 23

© 2013 KOHN PEDERSEN FOX ASSOCIATES P.C. All rights reserved.





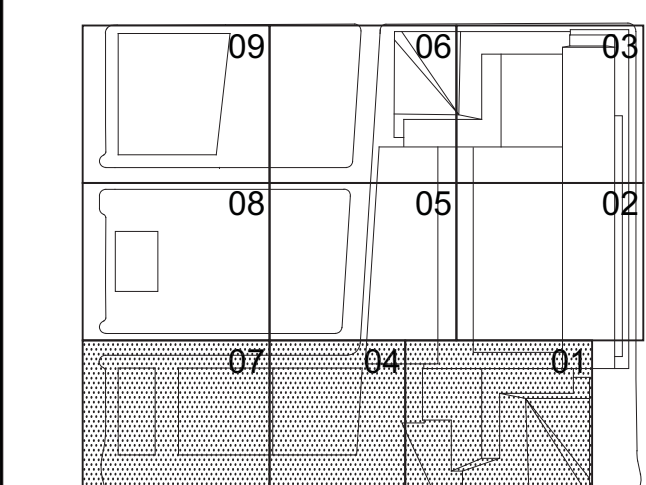
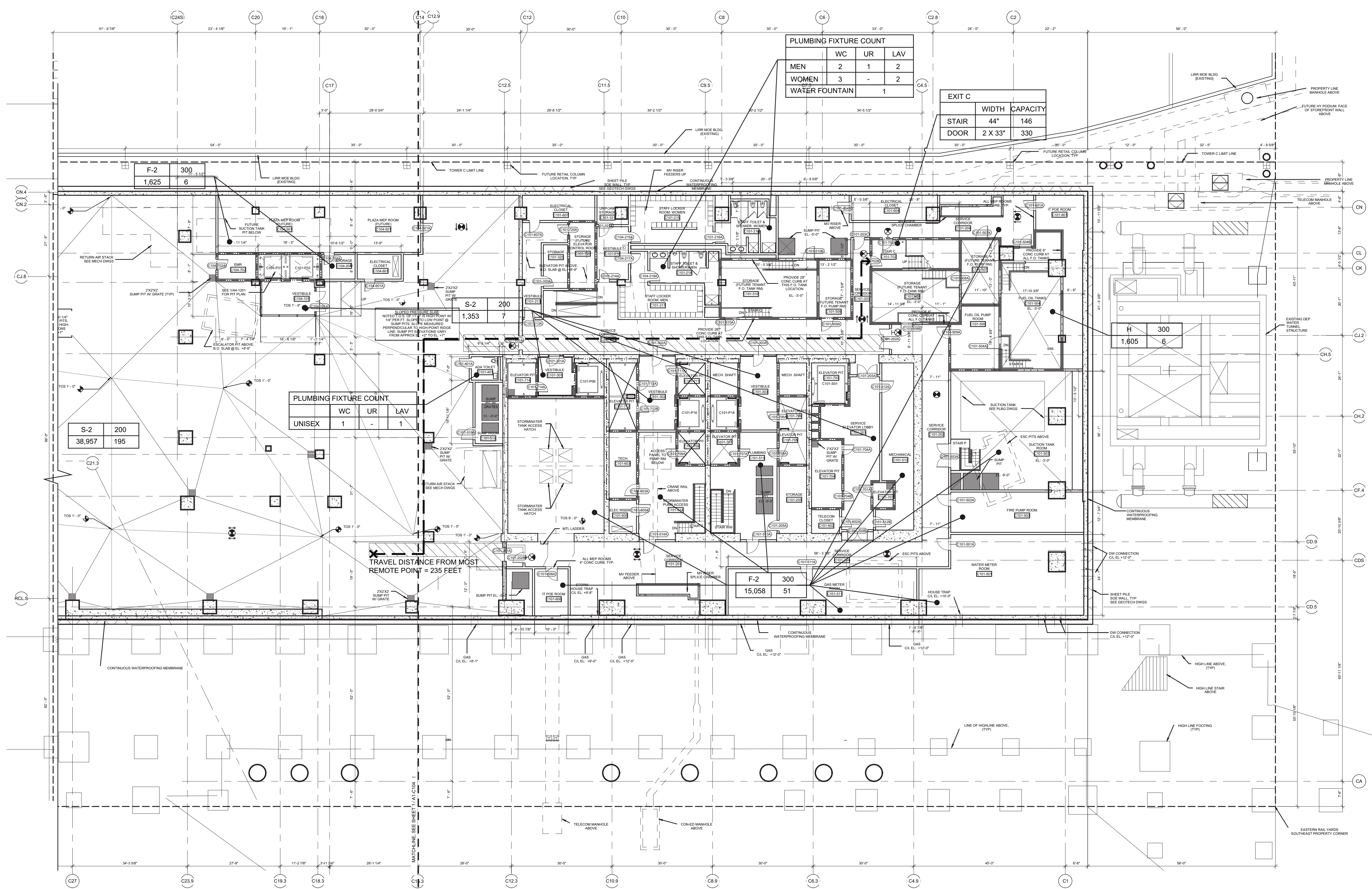
NOTE:  
1. INTERIOR FIT OUT AND FLOOR OPENING ENCLOSURE BY FUTURE TENANT  
2. FOR STAIR LAYOUT INCLUDING PHOTOLUMINESCENT EXIT PATH MARKINGS REFER TO A4-SERIES PLANS & SECTIONS FOR DETAIL

SYMBOL KEY	
1-HOUR RATED WALL	
2-HOUR RATED WALL	
3-HOUR RATED WALL	
TRAVEL DISTANCE	
OCCUPANCY	
OCCUPANCY LOAD FACTOR (P/1000)	
OCCUPANT LOAD (PERSONS)	
AREA (FT <sup>2</sup> )	

FLOOR CELLAR AREA & OCCUPANT LOAD SUMMARY (PER 1004.1.2)		
	AREA (SF)	COUNT
PARKING (S-2)	63,284	317
MECHANICAL (F-2)	16,883	57
HAZARDOUS (H)	1,605	6
TOTAL	81,572	380

EXIT CAPACITY		
EXIT	INCHES	CAPACITY
STAIR	44	146
DOOR	2 x 33	330
EXIT E		
STAIR	44	146
DOOR	33	165
EXIT F		
STAIR	55	183
DOOR	33	165
TOTAL		457

PLUMBING FIXTURE COUNT SUMMARY			
	WC	UR	LAV
MEN	2	1	2
WOMEN	3	-	2
UNISEX	1	-	1
TOTAL	6	1	5









HUDSON YARDS -  
TOWER C

Address  
501 WEST 30TH STREET  
NEW YORK, NY



Client  
Related Companies  
60 Columbus Circle  
New York, NY 10023  
Tel: 212.801.1000 Fax: 212.801.1048

Oxford Properties Group  
320 Park Avenue, 17th Floor  
New York, NY 10022  
Tel: 212.986.7514 Fax: 212.986.7510

Construction Manager  
Tishman Construction Corporation  
100 Park Avenue, 5th Floor  
New York, NY 10017  
Tel: 212.708.5600

Architect  
Kohn Pedersen Fox Associates PC  
Architects & Planning Consultants  
11 West 42nd Street  
New York, NY 10036  
Tel: 212.977.6500 Fax: 212.956.2526

Structural Engineer  
Thornton Tomasetti, Inc.  
51 Madison Avenue  
New York, NY 10010  
Tel: 917.661.7800 Fax: 917.661.7801

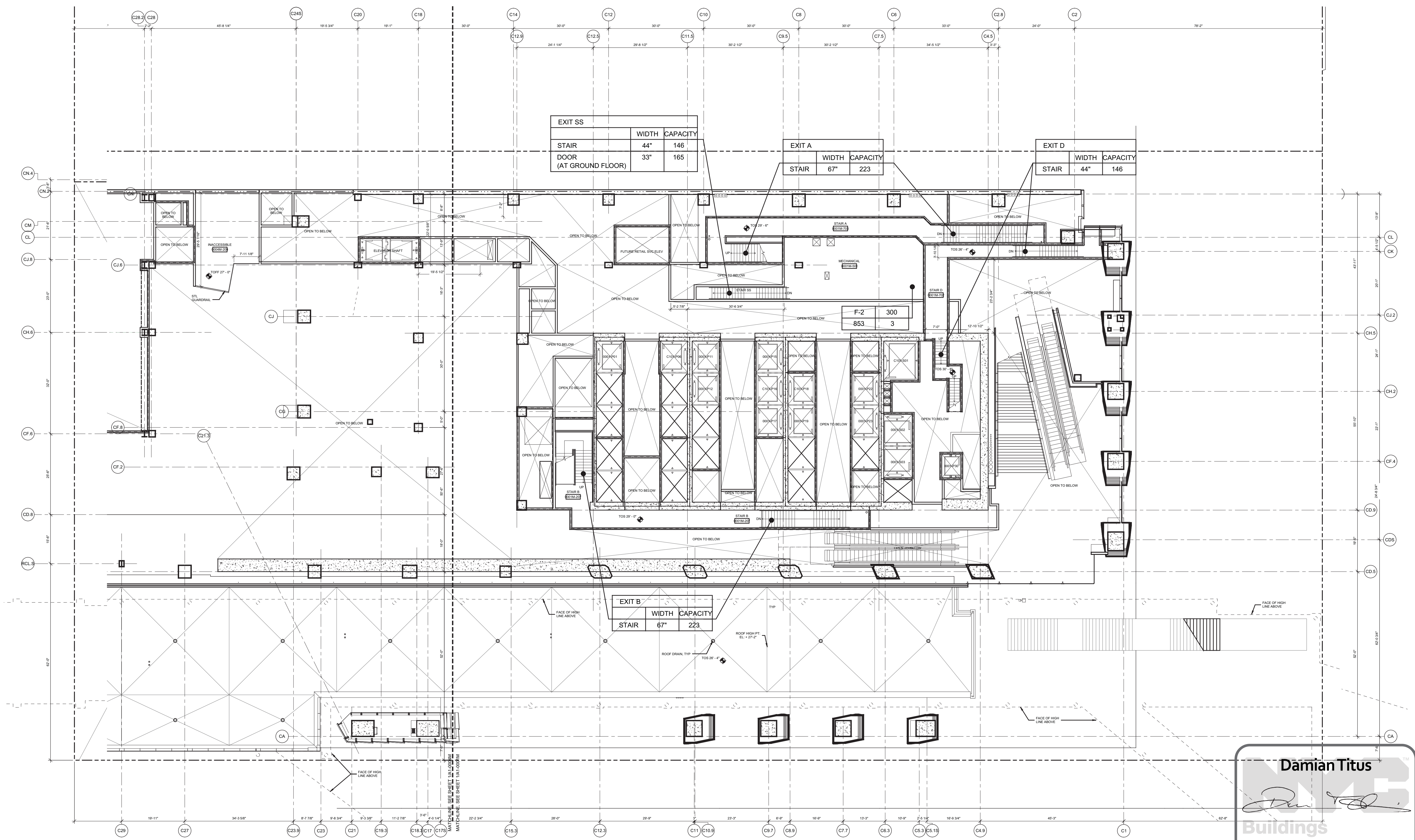
Mechanical, Electrical, Plumbing, Fire Protection  
Jaros Baum & Bolles Consulting Engineers  
80 Pine Street  
New York, NY 10013  
Tel: 212.530.9300 Fax: 212.269.5894

SYMBOL KEY	
	1-HOUR RATED WALL
	2-HOUR RATED WALL
	3-HOUR RATED WALL
	TRAVEL DISTANCE
	OCCUPANCY (OCCUPANCY LOAD FACTOR (F <sup>2</sup> /PER))
	AREA (F <sup>2</sup> )

FLOOR 00 MEZZANINE AREA & OCCUPANT LOAD SUMMARY (PER 1004.1.2)		
	AREA (SF)	COUNT
MECHANICAL (F-2)	853	3

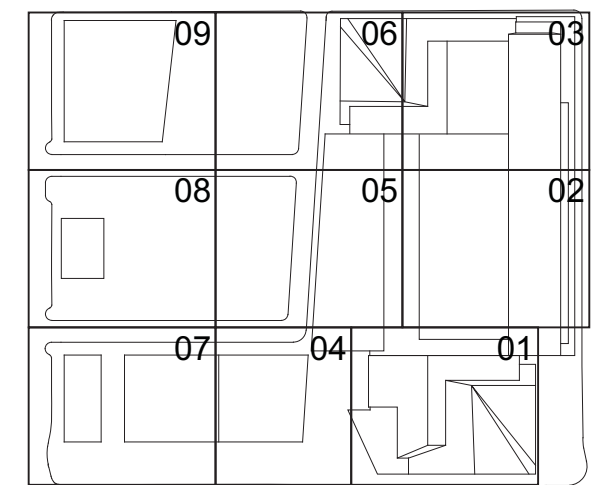
EXIT CAPACITY		
EXIT	INCHES	CAPACITY
EXIT A		
STAIR	67"	223
EXIT B		
STAIR	67"	223
EXIT D		
STAIR	44"	146
EXIT SS		
STAIR	44"	146

NOTE:  
1. INTERIOR FIT OUT AND FLOOR OPENING ENCLOSURE BY FUTURE TENANT  
2. FOR STAIR LAYOUT INCLUDING PHOTOLUMINESCENT EXIT PATH MARKINGS REFER TO A4-SERIES PLANS & SECTIONS FOR DETAIL



1 Ground Floor Mezzanine Floor Plan  
SCALE: 1/16"=1'-0"

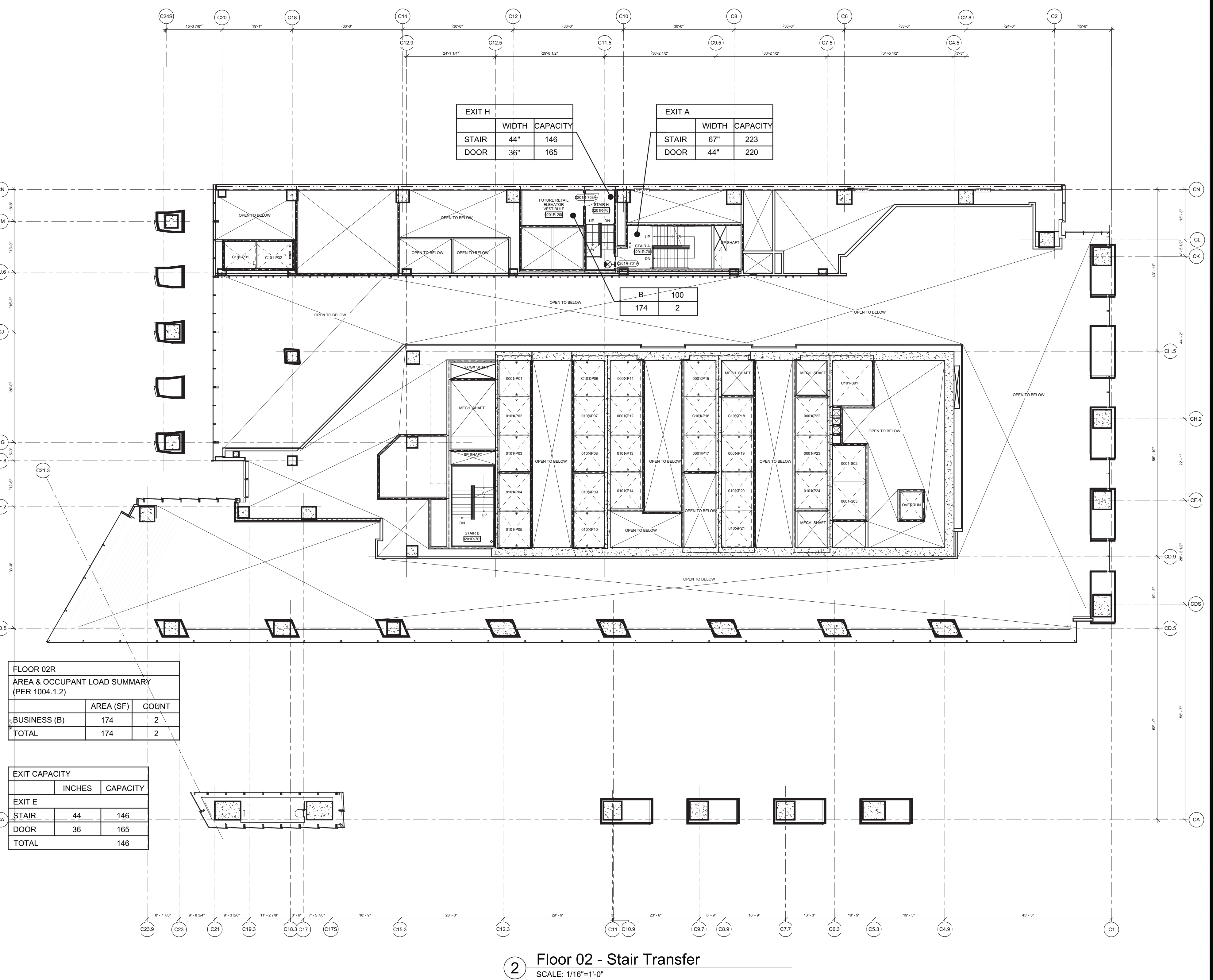
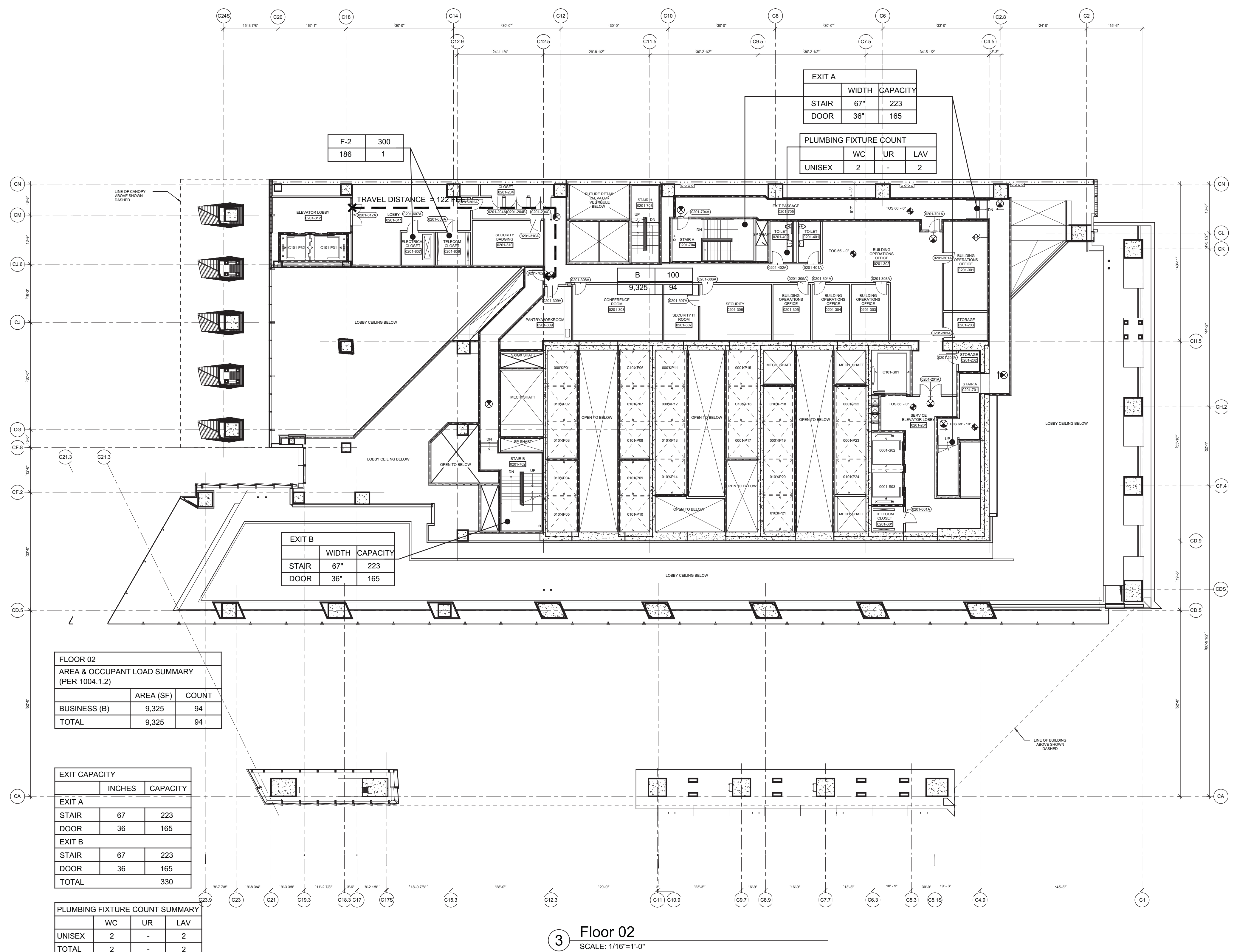
Damian Titus  
Buildings  
APPROVED  
Under Directive 2 of 1975  
Date/Time: Aug 15, 2013 - 10:16 AM  
NYC Development Hub



Date: 03/22/2013  
Project No: 1776.10  
Drawn By: [Signature]  
Sheet Number: [Signature]  
HYE-TC-EG-0001M  
Drawing Title

LIFE SAFETY  
GROUND FLOOR  
MEZZANINE FLOOR PLAN  
Drawing Number: EG-0001M  
Drawing Title: EG-102.00





TO BE FILED UNDER  
SEPARATE CONTRACT  
Tower D  
553 West 30th Street  
Job# 121321193  
Block 702 Tax Lot 4 Tentative

LIMIT OF APPLICATION  
Tower 'C'  
501 West 30th Street  
Job # 121324290  
Block 702 Tax Lot 10

NOTE:  
1. INTERIOR FIT OUT AND FLOOR OPENING ENCLOSURE BY FUTURE TENANT  
2. FOR STAIR LAYOUT INCLUDING PHOTO LUMINESCENT EXIT PATH MARKINGS REFER TO A-SERIES PLANS & SECTIONS FOR DETAIL

**SYMBOL KEY**

---	1-HOUR RATED WALL
---	2-HOUR RATED WALL
---	3-HOUR RATED WALL
---	TRAVEL DISTANCE

**OCCUPANCY**

	OCCUPANCY LOAD FACTOR (L/F PER)
AREA (FT <sup>2</sup> )	OCCUPANT LOAD (PERSONS)

**FLOOR 01**  
AREA & OCCUPANT LOAD SUMMARY  
(PER 1004.1.2)

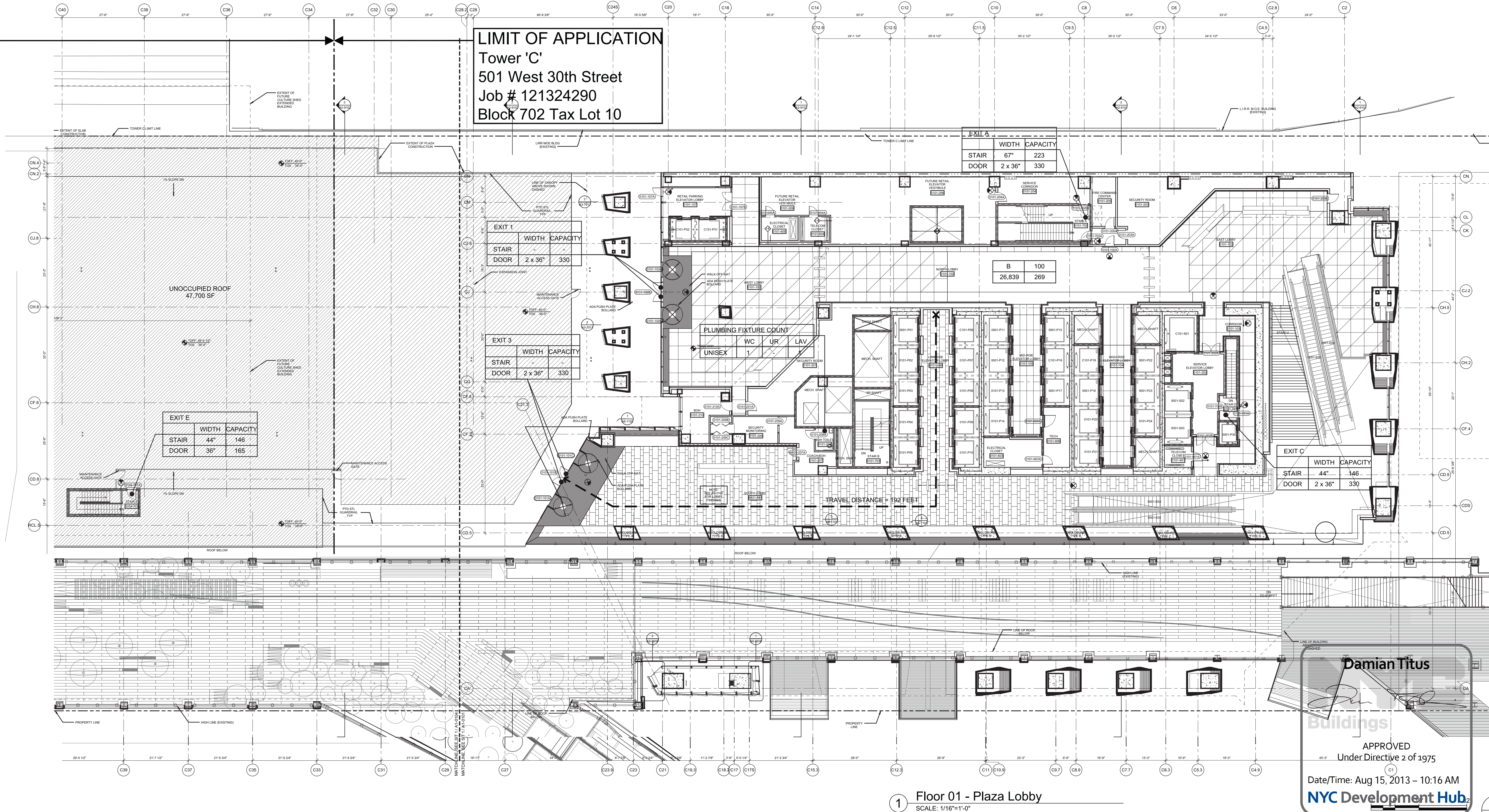
	AREA (SF)	COUNT
BUSINESS (B)	26,839	289
TOTAL	26,839	289

**EXIT CAPACITY**

	INCHES	CAPACITY
EXIT A		
STAIR	67"	223
DOOR	2 x 36"	330
EXIT C		
STAIR	44"	146
DOOR	2 x 36"	330
EXIT 3		
STAIR	-	-
DOOR	2 x 36"	330

**PLUMBING FIXTURE COUNT SUMMARY**

	WC	UR	LAV
UNISEX	1	-	1
TOTAL	1	-	1







Client  
Related Companies  
60 Columbus Circle  
New York, NY 10023  
Tel: 212.801.1000 Fax: 212.801.1048

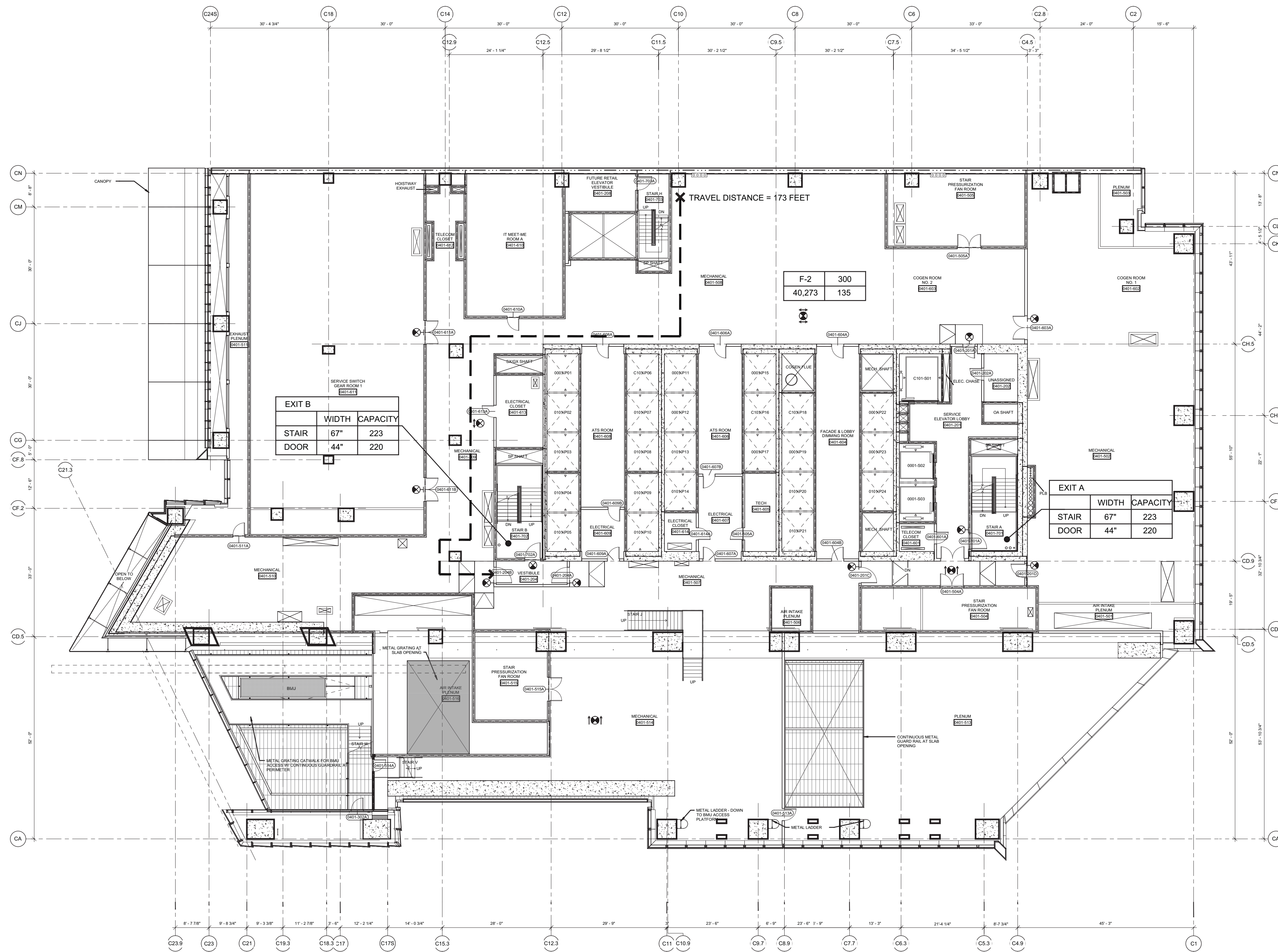
Oxford Properties Group  
320 Park Avenue, 17th Floor  
New York, NY 10022  
Tel: 212.986.7514 Fax: 212.986.7510

Construction Manager  
Fishman Construction Corporation  
100 Park Avenue, 5th Floor  
New York, NY 10017  
Tel: 212.708.5000

Architect  
Kohn Pedersen Fox Associates PC  
Architects & Planning Consultants  
11 West 42nd Street  
New York, NY 10036  
Tel: 212.977.6500 Fax: 212.956.2526

Structural Engineer  
Thornton Tomasetti, Inc.  
51 Madison Avenue  
New York, NY 10010  
Tel: 917.661.7800 Fax: 917.661.7801

Mechanical, Electrical, Plumbing, Fire Protection  
Jaros Baum & Bolles Consulting Engineers  
80 Pine Street  
New York, NY 10013  
Tel: 212.530.9300 Fax: 212.269.5894



FLOOR 04 AREA & OCCUPANT LOAD SUMMARY (PER 1004.1.2)		
	AREA (SF)	COUNT
MECHANICAL (F-2)	40,273	135

EXIT CAPACITY		
EXIT	INCHES	CAPACITY
EXIT A		
STAIR	67"	223
DOOR	44"	220
EXIT B		
STAIR	67"	223
DOOR	44"	220
TOTAL		440

EXIT B		
	WIDTH	CAPACITY
STAIR	67"	223
DOOR	44"	220

EXIT A		
	WIDTH	CAPACITY
STAIR	67"	223
DOOR	44"	220

SYMBOL KEY		
---	1-HOUR RATED WALL	
---	2-HOUR RATED WALL	
---	3-HOUR RATED WALL	
---	TRAVEL DISTANCE	
---	OCCUPANCY	OCCUPANCY LOAD FACTOR (FT/PER)
---	AREA (FT)	OCCUPANT LOAD (PERSONS)

2 Floor 04 - Mechanical  
SCALE: 1/16"=1'-0"

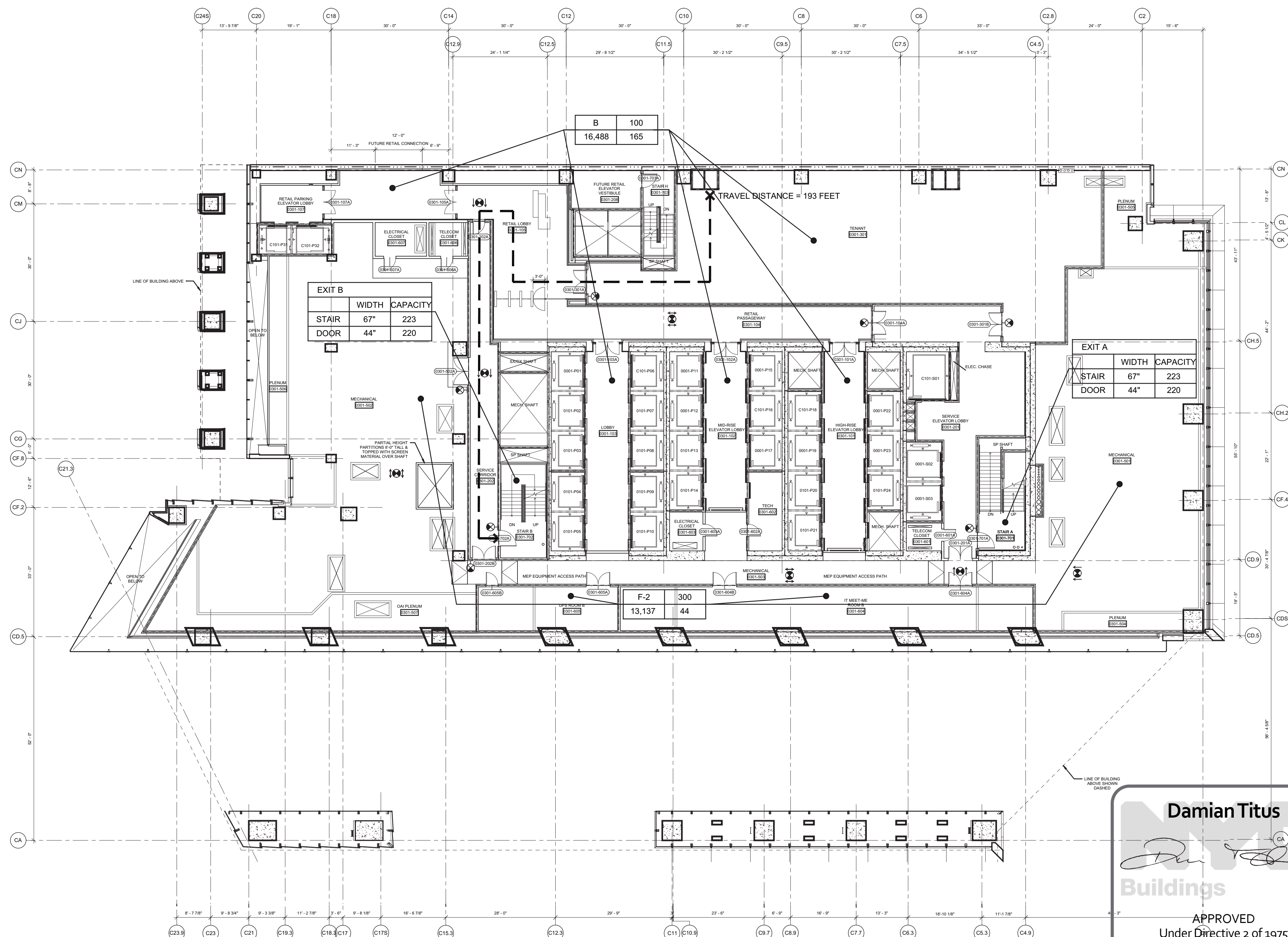
NOTE:  
1. INTERIOR FIT OUT AND FLOOR OPENING ENCLOSURE BY FUTURE TENANT  
2. FOR STAIR LAYOUT INCLUDING PHOTO LUMINESCENT EXIT PATH MARKINGS REFER TO A4-SERIES PLANS & SECTIONS FOR DETAIL

FLOOR 03 AREA & OCCUPANT LOAD SUMMARY (PER 1004.1.2)		
	AREA (SF)	COUNT
BUSINESS (B)	16,488	185
MECHANICAL (F-2)	13,137	44
TOTAL	29,625	209

EXIT CAPACITY		
EXIT	INCHES	CAPACITY
EXIT A		
STAIR	67"	220
DOOR	44"	220
EXIT B		
STAIR	67"	220
DOOR	44"	220
TOTAL		440

EXIT B		
	WIDTH	CAPACITY
STAIR	67"	223
DOOR	44"	220

EXIT A		
	WIDTH	CAPACITY
STAIR	67"	223
DOOR	44"	220

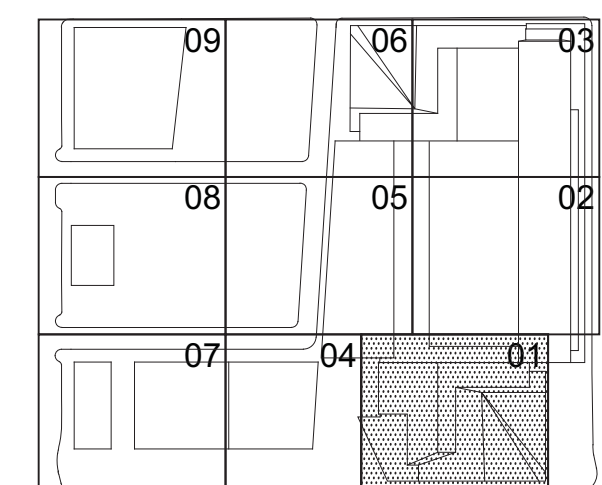


1 Floor 03 - Mechanical  
SCALE: 1/16"=1'-0"

**Damian Titus**  
Buildings  
APPROVED  
Under Directive 2 of 1975  
Date/Time: Aug 15, 2013 - 10:16 AM  
NYC Development Hub

1 D.O.B. BUILDING PERMIT FILING 03/22/2013  
Date Issue Date

Any Plans



HYE-TC-EG-0301

LIFE SAFETY  
FLOOR PLANS 03-04

Project No: EG-0301  
Drawing Title: LIFE SAFETY FLOOR PLANS 03-04





Client  
Related Companies  
60 Columbus Circle  
New York, NY 10023  
Tel: 212.801.1000 Fax: 212.801.1048

Oxford Properties Group  
320 Park Avenue, 17th Floor  
New York, NY 10022  
Tel: 212.866.7514 Fax: 212.986.7510

Construction Manager  
Fishman Construction Corporation  
100 Park Avenue, 5th Floor  
New York, NY 10017  
Tel: 212.708.5000

Architect  
Kohn Pedersen Fox Associates PC  
Architects & Planning Consultants  
11 West 42nd Street  
New York, NY 10036  
Tel: 212.977.6500 Fax: 212.956.2526

Structural Engineer  
Thornton Tomasetti, Inc.  
51 Madison Avenue  
New York, NY 10010  
Tel: 917.661.7800 Fax: 917.661.7801

Mechanical, Electrical, Plumbing, Fire Protection  
Jaros Baum & Bolles Consulting Engineers  
80 Pine Street  
New York, NY 10013  
Tel: 212.530.9300 Fax: 212.269.5894

FLOOR 05M AREA & OCCUPANT LOAD SUMMARY (PER 1004.1.2)		
	AREA (SF)	COUNT
MECHANICAL (F-2)	8,586	29
(SEE FLOOR 05 FOR TOTAL OCCUPANCY EXIT CAPACITY)		

EXIT CAPACITY		
	INCHES	CAPACITY
EXIT K		
STAIR	2 X 42"	280
DOOR		
EXIT L		
STAIR	42"	140
DOOR		
TOTAL		420

NOTE:  
1. INTERIOR FIT OUT AND  
FLOOR OPENING ENCLOSURE  
BY FUTURE TENANT  
2. FOR STAIR LAYOUT INCLUDING  
PHOTOLUMINESCENT EXIT PATH  
MARKINGS REFER TO A4-SERIES  
PLANS & SECTIONS FOR DETAIL

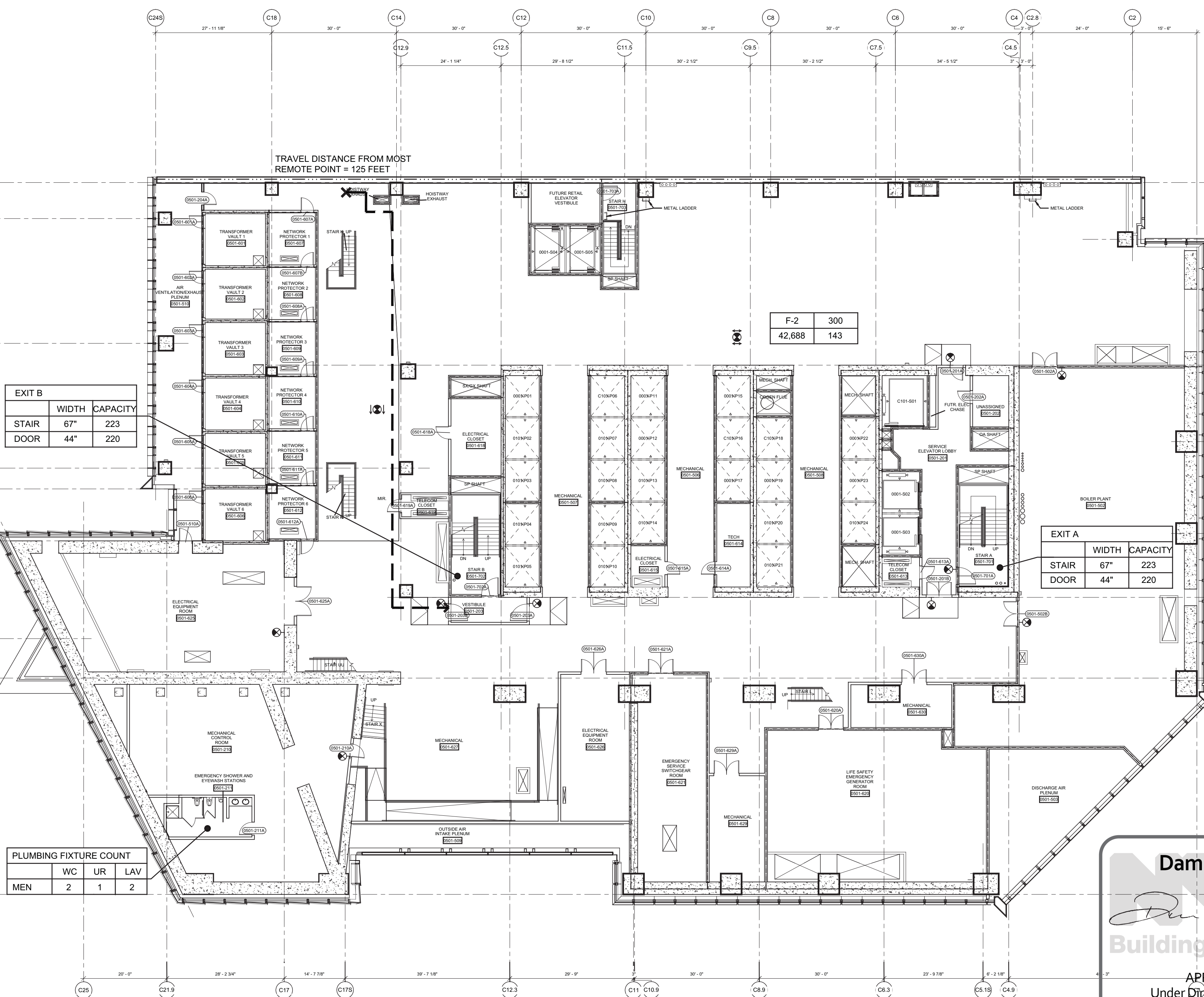
SYMBOL KEY	
---	1-HOUR RATED WALL
---	2-HOUR RATED WALL
---	3-HOUR RATED WALL
---	TRAVEL DISTANCE
---	OCCUPANCY
---	OCCUPANT LOAD
---	AREA (FT <sup>2</sup> )
---	OCCUPANT LOAD
---	(PERSONS)

FLOOR 05 AREA & OCCUPANT LOAD SUMMARY (PER 1004.1.2)		
	AREA (SF)	COUNT
MECHANICAL (F-2)	42,688	143
MECHANICAL (F-2) (05 MEZZANINE)	8,586	29
TOTAL	51,274	172

EXIT CAPACITY		
	INCHES	CAPACITY
EXIT A		
STAIR	67"	223
DOOR	44"	220
EXIT B		
STAIR	67"	223
DOOR	44"	220
TOTAL		440

PLUMBING FIXTURE COUNT SUMMARY			
	WC	UR	LAV
TOTAL	2	1	2

2 Floor 05M - Mechanical Mezzanine  
SCALE: 1/16"=1'-0"


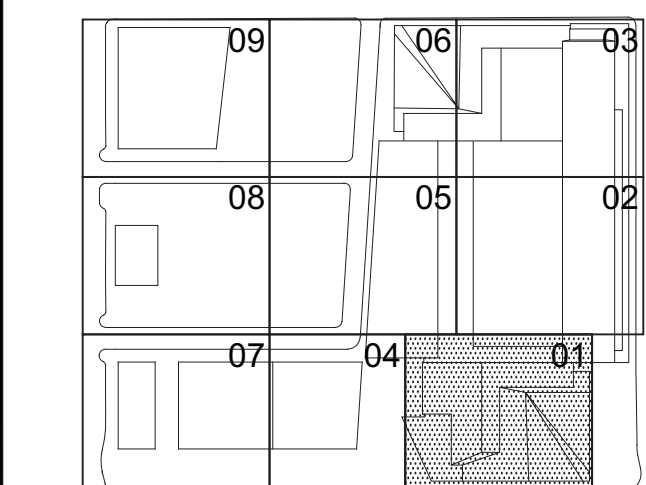


1 Floor 05 - Mechanical  
SCALE: 1/16"=1'-0"

**Damian Titus**  
Buildings  
APPROVED  
Under Objective 2 of 1975  
Date/Time: Aug 15, 2013 - 10:16 AM  
NYC Development Hub

1 D.O.B. BUILDING PERMIT FILING 03/22/2013  
Date Issue Date

Key Plan



HYE-TC-EG-0501

LIFE SAFETY  
FLOOR PLANS 05-05M

Project No.  
1776.10  
Drawing Title  
EG-0501  
EG-105.00



HUDSON YARDS -  
TOWER C

Address  
501 WEST 30TH STREET  
NEW YORK, NY



Client  
Related Companies  
60 Columbus Circle  
New York, NY 10023  
Tel: 212.801.1000 Fax: 212.801.1048

Oxford Properties Group  
320 Park Avenue, 17th Floor  
New York, NY 10022  
Tel: 212.966.7514 Fax: 212.986.7510

Construction Manager  
Fishman Construction Corporation  
100 Park Avenue, 5th Floor  
New York, NY 10017  
Tel: 212.708.5000

Architect  
Kohn Pedersen Fox Associates PC  
Architects & Planning Consultants  
11 West 42nd Street  
New York, NY 10036  
Tel: 212.977.6500 Fax: 212.956.2526

Structural Engineer  
Thornton Tomasetti, Inc.  
51 Madison Avenue  
New York, NY 10010  
Tel: 917.661.7800 Fax: 917.661.7801

Mechanical, Electrical, Plumbing, Fire Protection  
Jaros Baum & Bolles Consulting Engineers  
80 Pine Street  
New York, NY 10013  
Tel: 212.530.9300 Fax: 212.269.5894

FLOOR 07		
AREA & OCCUPANT LOAD SUMMARY (PER 1004.1.2)		
	AREA (SF)	COUNT
BUSINESS (B)	40,076	401
TOTAL	40,076	401

EXIT CAPACITY		
EXIT	INCHES	CAPACITY
EXIT A		
STAIR	67"	223
DOOR	44"	220
EXIT B		
STAIR	67"	223
DOOR	44"	220
TOTAL		440

PLUMBING FIXTURE COUNT SUMMARY			
	WC	UR	LAV
MEN	4	3	6
WOMEN	7	-	6
DRINKING FOUNTAIN			4

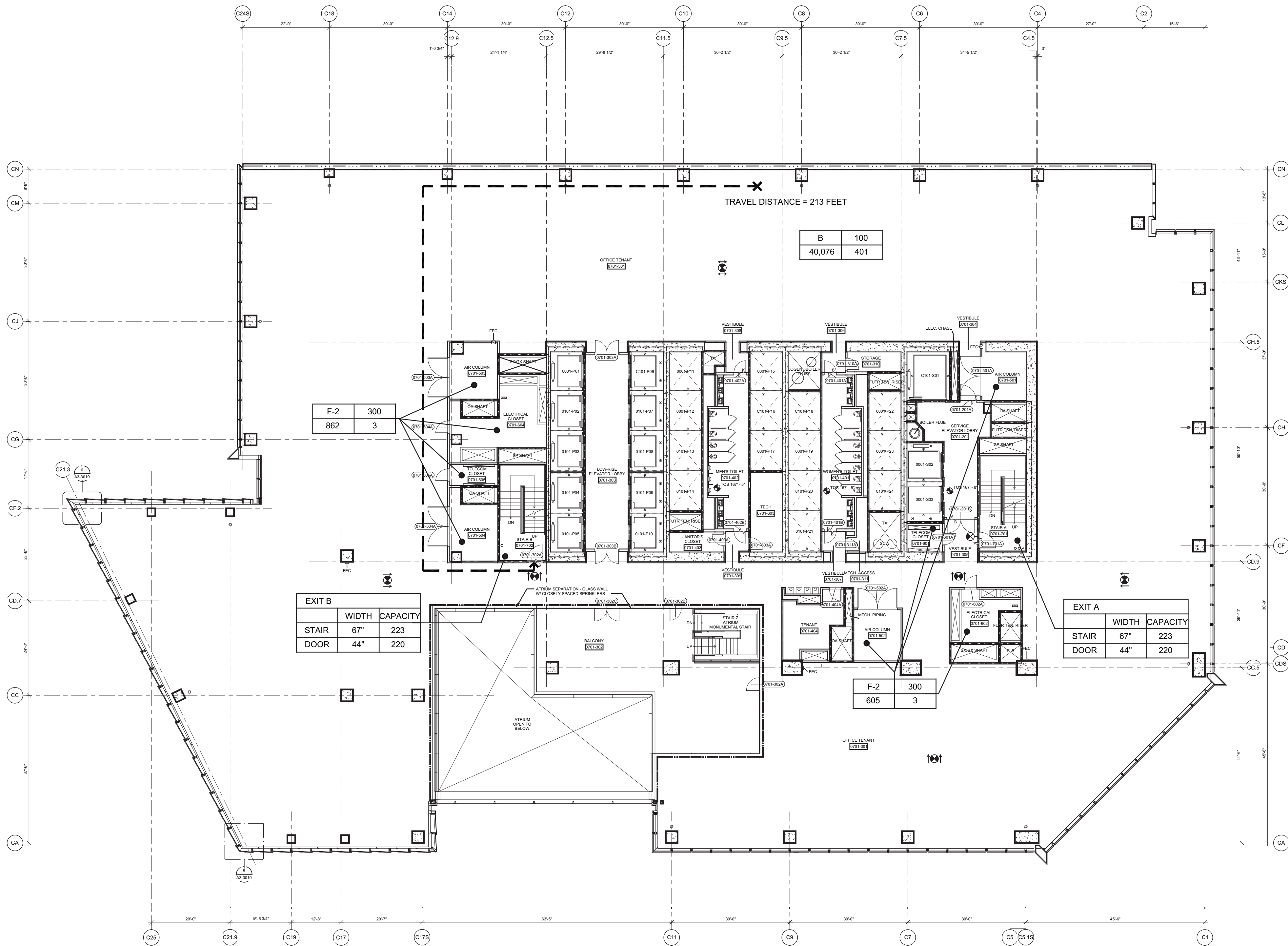
- NOTE:
1. INTERIOR FIT OUT AND FLOOR OPENING ENCLOSURE BY FUTURE TENANT
  2. FOR STAIR LAYOUT INCLUDING PHOTOLUMINESCENT EXIT PATH MARKINGS REFER TO A4-SERIES PLANS & SECTIONS FOR DETAIL

SYMBOL KEY	
---	1-HOUR RATED WALL
---	2-HOUR RATED WALL
---	3-HOUR RATED WALL
---	TRAVEL DISTANCE
---	TRIUM SEPARATION
OCCUPANCY	
	OCCUPANT LOAD (PERSONS)
AREA (FT²)	
	OCCUPANT LOAD (PERSONS)

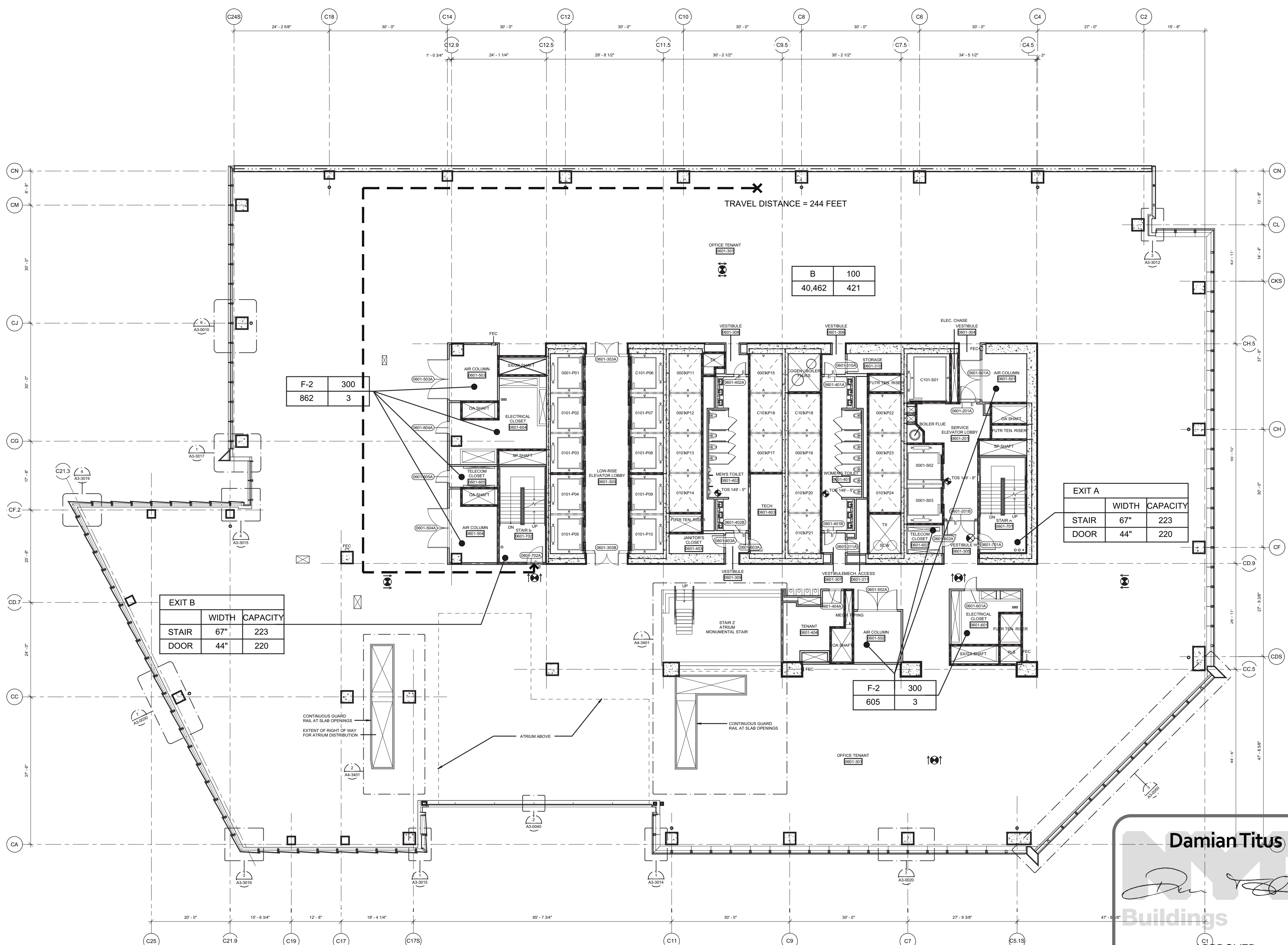
FLOOR 06		
AREA & OCCUPANT LOAD SUMMARY (PER 1004.1.2)		
	AREA (SF)	COUNT
BUSINESS (B)	42,100	421
TOTAL	42,100	421

EXIT CAPACITY		
EXIT	INCHES	CAPACITY
EXIT A		
STAIR	67"	223
DOOR	44"	220
EXIT B		
STAIR	67"	223
DOOR	44"	220
TOTAL		440

PLUMBING FIXTURE COUNT SUMMARY			
	WC	UR	LAV
MEN	4	3	6
WOMEN	7	-	6
DRINKING FOUNTAIN			4



2 Floor 07 - Low Rise Office  
SCALE: 1/16"=1'-0"

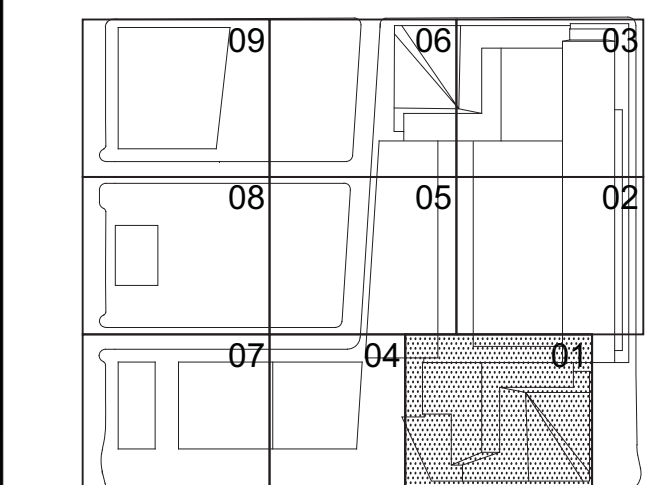


1 Floor 06 - Low Rise Office  
SCALE: 1/16"=1'-0"



1 D.O.B. BUILDING PERMIT FILING 03/22/2013  
Date Issue Date

Any Plans



Date:  
03/22/2013  
Project No:  
1776.10  
Revision By:  
Sheet Number:  
Drawing Title:

HYE-TC-EG-0601

LIFE SAFETY  
FLOOR PLANS 06-07

Project Number:  
EG-0601  
Drawing Number:  
EG-106.00



HUDSON YARDS -  
TOWER C

Address  
501 WEST 30TH STREET  
NEW YORK, NY



Client  
Related Companies  
60 Columbus Circle  
New York, NY 10023  
Tel: 212.801.1000 Fax: 212.801.1048

Oxford Properties Group  
320 Park Avenue, 17th Floor  
New York, NY 10022  
Tel: 212.966.7514 Fax: 212.986.7510

Construction Manager  
Fishman Construction Corporation  
100 Park Avenue, 5th Floor  
New York, NY 10017  
Tel: 212.708.5000

Architect  
Kohn Pedersen Fox Associates PC  
Architects & Planning Consultants  
11 West 42nd Street  
New York, NY 10036  
Tel: 212.977.6500 Fax: 212.956.2526

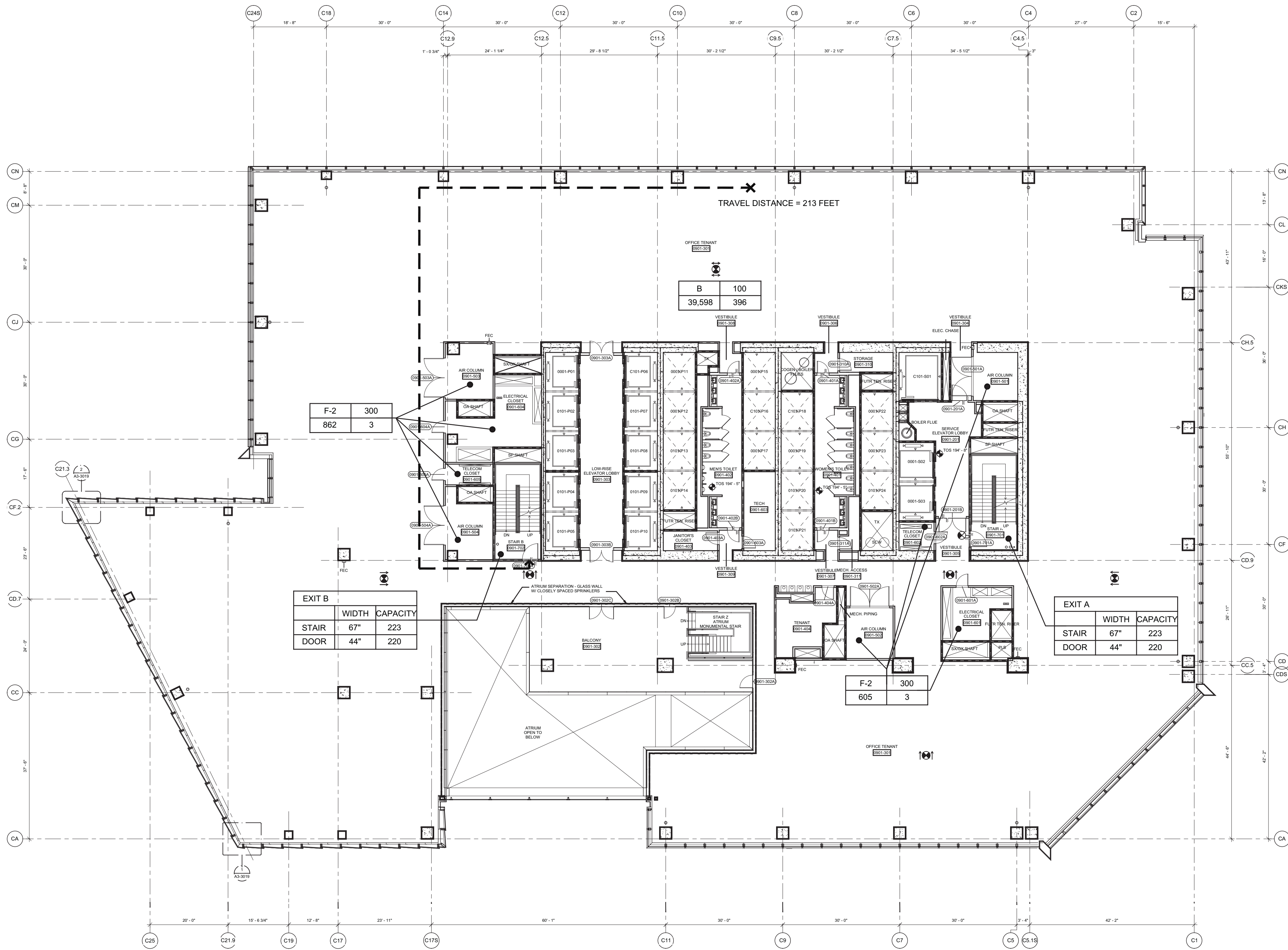
Structural Engineer  
Thornton Tomasetti, Inc.  
51 Madison Avenue  
New York, NY 10010  
Tel: 917.661.7800 Fax: 917.661.7801

Mechanical, Electrical, Plumbing, Fire Protection  
Jaros Baum & Bolles Consulting Engineers  
80 Pine Street  
New York, NY 10013  
Tel: 212.530.9300 Fax: 212.269.5894

FLOOR 09		
AREA & OCCUPANT LOAD SUMMARY (PER 1004.1.2)		
	AREA (SF)	COUNT
BUSINESS (B)	39,598	396
TOTAL	39,598	396

EXIT CAPACITY		
	INCHES	CAPACITY
EXIT A		
STAIR	67	223
DOOR	44	220
EXIT B		
STAIR	67	223
DOOR	44	220
TOTAL		440

FLOOR 9			
PLUMBING FIXTURE COUNT			
	WC	UR	LAV
MEN	4	3	6
WOMEN	7	-	6
WATER FOUNTAIN	4		



2 Floor 09 - Low Rise Office  
SCALE: 1/16"=1'-0"

NOTE:

1. INTERIOR FIT OUT AND  
FLOOR OPENING ENCLOSURE  
BY FUTURE TENANT

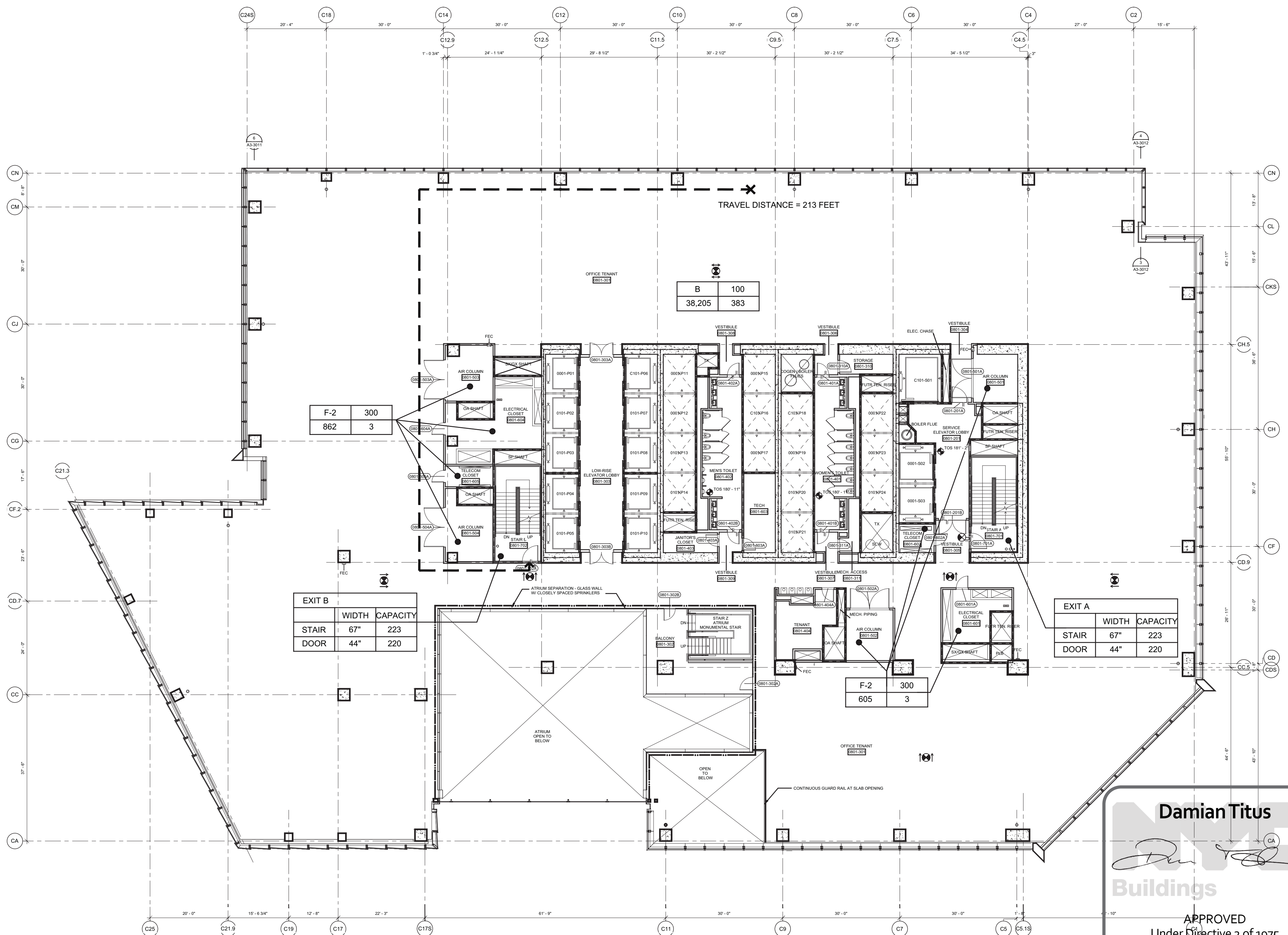
2. FOR STAIR LAYOUT INCLUDING  
PHOTOLUMINESCENT EXIT PATH  
MARKINGS REFER TO A4-SERIES  
PLANS & SECTIONS FOR DETAIL

SYMBOL KEY	
---	1-HOUR RATED WALL
---	2-HOUR RATED WALL
---	3-HOUR RATED WALL
---	TRAVEL DISTANCE
---	ATRIUM SEPARATION
---	OCCUPANCY LOAD FACTOR (F1/F2/F3)
---	AREA (FT <sup>2</sup> )
---	OCCUPANT LOAD (PERSONS)

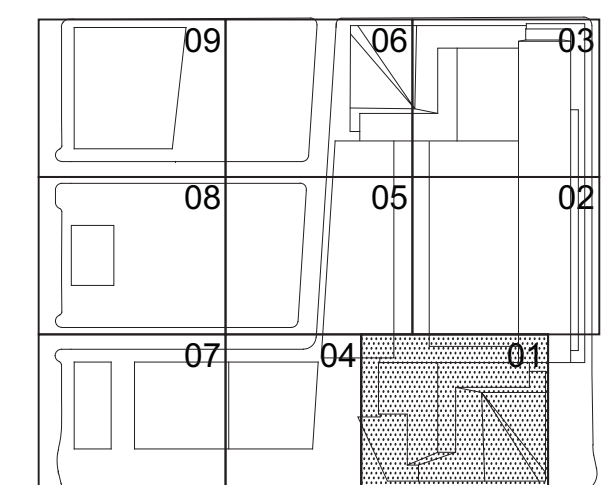
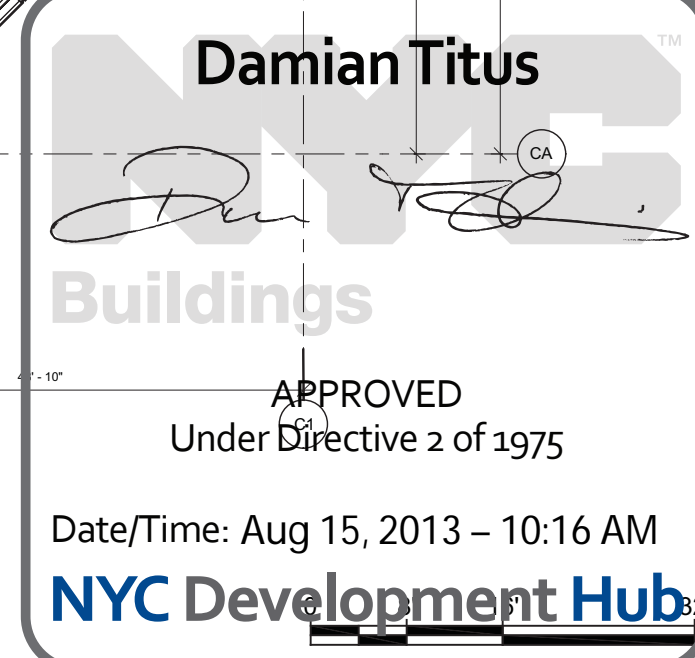
FLOOR 08		
AREA & OCCUPANT LOAD SUMMARY (PER 1004.1.2)		
	AREA (SF)	COUNT
BUSINESS (B)	38,205	383
TOTAL	38,205	383

EXIT CAPACITY		
	INCHES	CAPACITY
EXIT A		
STAIR	67	223
DOOR	44	220
EXIT B		
STAIR	67	223
DOOR	44	220
TOTAL		440

FLOOR 8			
PLUMBING FIXTURE COUNT			
	WC	UR	LAV
MEN	4	3	6
WOMEN	7	-	6
WATER FOUNTAIN	4		



1 Floor 08 - Low Rise Office  
SCALE: 1/16"=1'-0"



Date:  
03/22/2013

Project No:  
1776.10

Drawn By:  
[Signature]

Sheet Number:  
[Signature]

HYE-TC-EG-0801

Drawing Title:

LIFE SAFETY  
FLOOR PLANS 08-09

Drawing Number:  
EG-0801

Project Drawing Number:  
EG-107.00



HUDSON YARDS -  
TOWER C

Address  
501 WEST 30TH STREET  
NEW YORK, NY



Client  
Related Companies  
60 Columbus Circle  
New York, NY 10023  
Tel: 212.801.1000 Fax: 212.801.1048

Oxford Properties Group  
320 Park Avenue, 17th Floor  
New York, NY 10022  
Tel: 212.966.7514 Fax: 212.986.7510

Construction Manager  
Fishman Construction Corporation  
100 Park Avenue, 5th Floor  
New York, NY 10017  
Tel: 212.708.5000

Architect  
Kohn Pedersen Fox Associates PC  
Architects & Planning Consultants  
11 West 42nd Street  
New York, NY 10036  
Tel: 212.977.6500 Fax: 212.956.2526

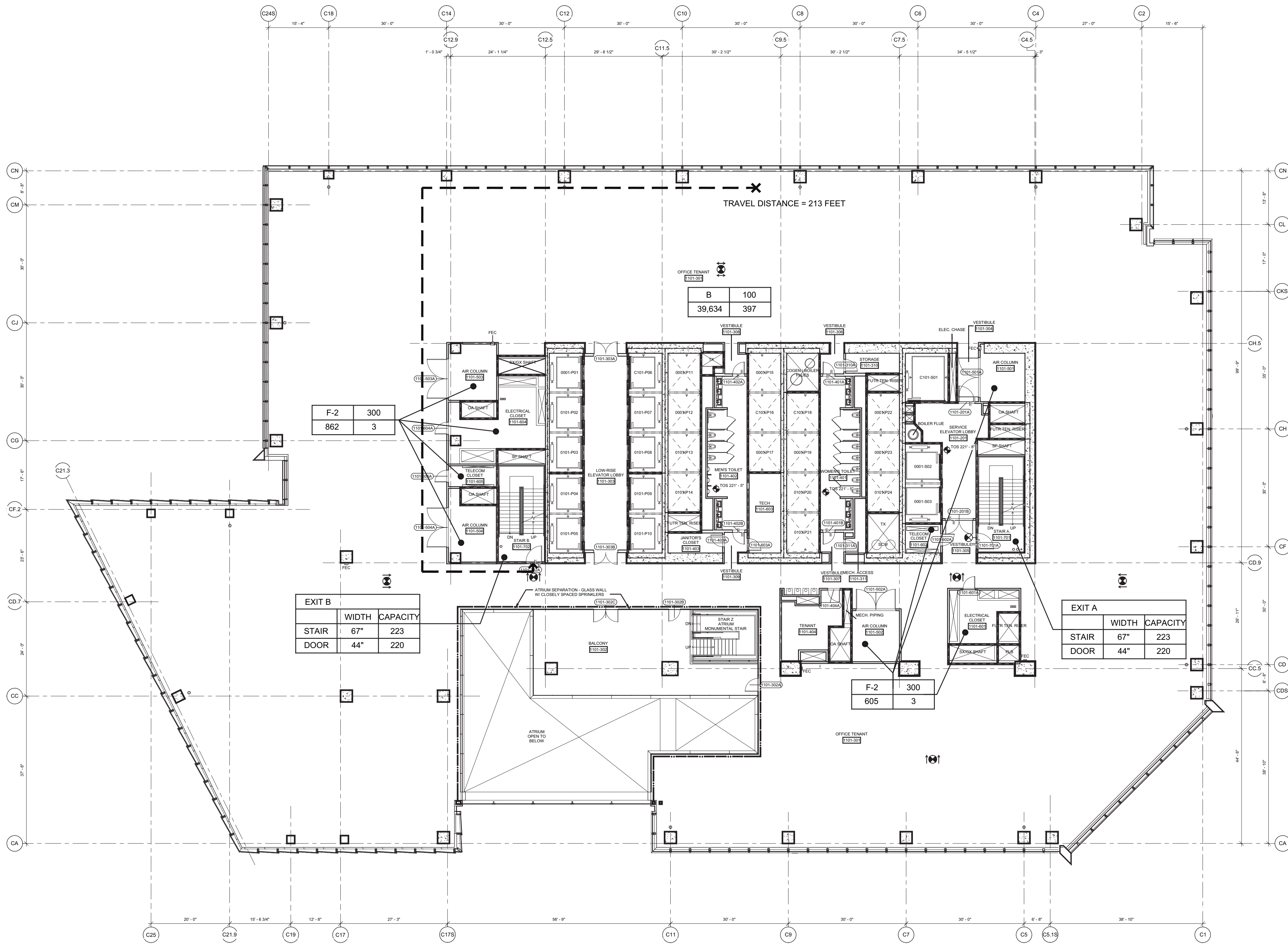
Structural Engineer  
Thornton Tomasetti, Inc.  
51 Madison Avenue  
New York, NY 10010  
Tel: 917.661.7800 Fax: 917.661.7801

Mechanical, Electrical, Plumbing, Fire Protection  
Jaros Baum & Bolles Consulting Engineers  
80 Pine Street  
New York, NY 10013  
Tel: 212.530.9300 Fax: 212.269.5894

FLOOR 11		
AREA & OCCUPANT LOAD SUMMARY (PER 1004.1.2)		
	AREA (SF)	COUNT
BUSINESS (B)	39,634	397
TOTAL	39,634	397

EXIT CAPACITY		
	INCHES	CAPACITY
EXIT A		
STAIR	67"	223
DOOR	44"	220
EXIT B		
STAIR	67"	223
DOOR	44"	220
TOTAL		440

PLUMBING FIXTURE COUNT SUMMARY			
	WC	UR	LAV
MEN	4	3	6
WOMEN	7	-	6
DRINKING FOUNTAIN			4



2 Floor 11 - Low Rise Office  
SCALE: 1/16"=1'-0"

NOTE:

1. INTERIOR FIT OUT AND  
FLOOR OPENING ENCLOSURE  
BY FUTURE TENANT

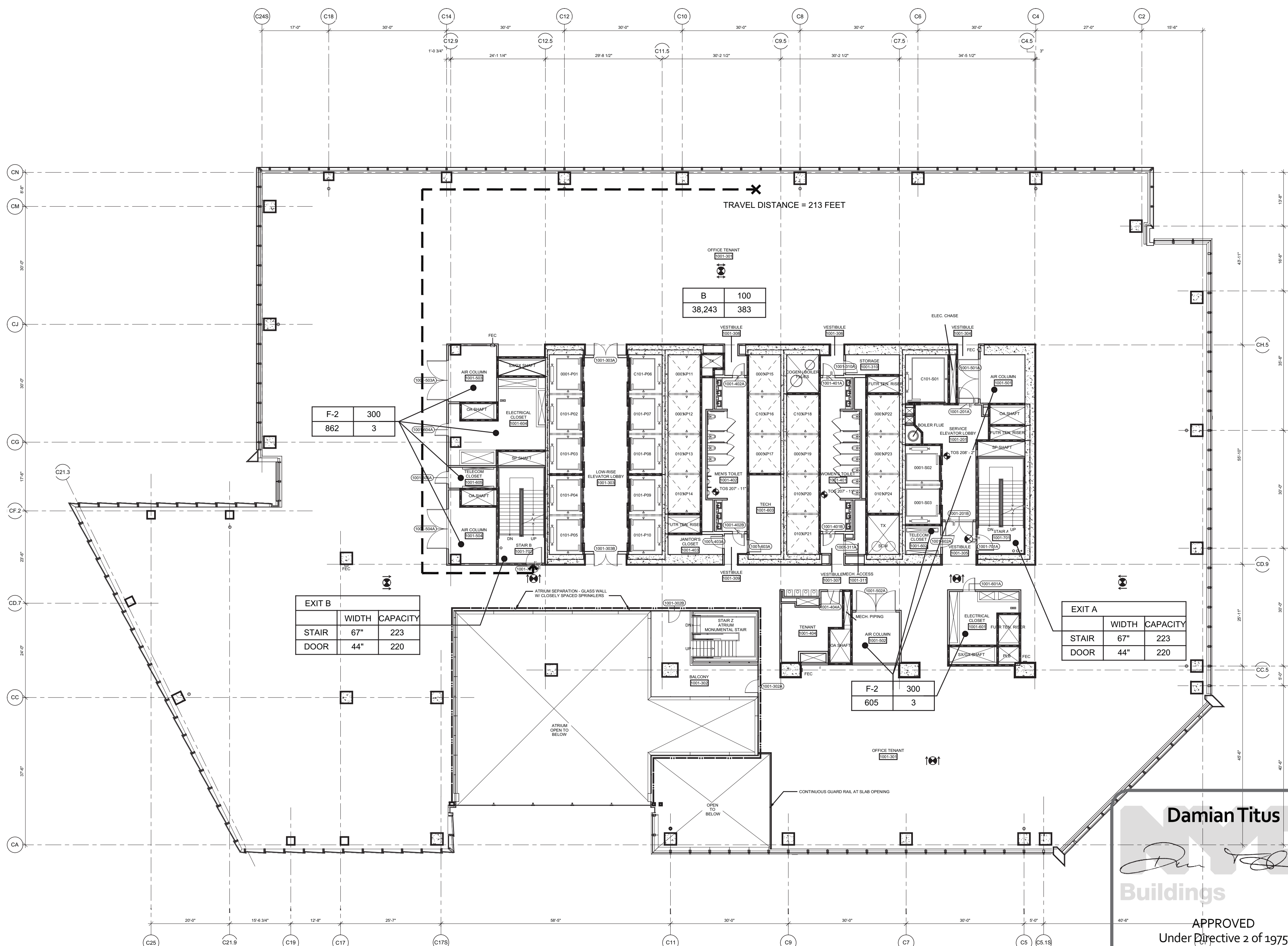
2. FOR STAIR LAYOUT INCLUDING  
PHOTOLUMINESCENT EXIT PATH  
MARKINGS REFER TO AA-SERIES  
PLANS & SECTIONS FOR DETAIL

SYMBOL KEY	
---	1-HOUR RATED WALL
---	2-HOUR RATED WALL
---	3-HOUR RATED WALL
---	TRAVEL DISTANCE
---	ATRIUM SEPARATION
---	OCCUPANCY
---	OCCUPANT LOAD
---	AREA (FT <sup>2</sup> )
---	OCCUPANT LOAD
---	(PERSONS)

FLOOR 10		
AREA & OCCUPANT LOAD SUMMARY (PER 1004.1.2)		
	AREA (SF)	COUNT
BUSINESS (B)	38,243	383
TOTAL	38,243	383

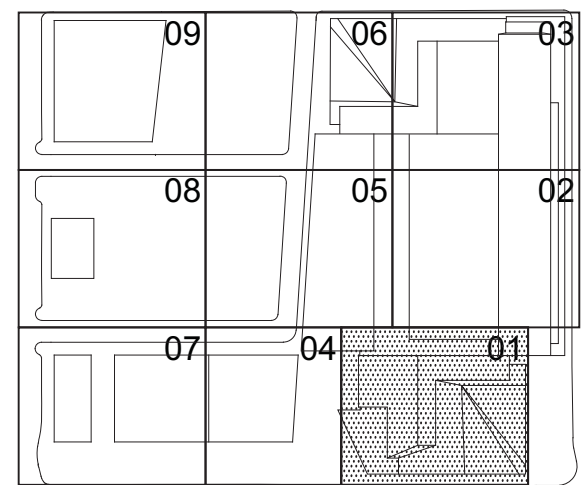
EXIT CAPACITY		
	INCHES	CAPACITY
EXIT A		
STAIR	67"	223
DOOR	44"	220
EXIT B		
STAIR	67"	223
DOOR	44"	220
TOTAL		440

PLUMBING FIXTURE COUNT SUMMARY			
	WC	UR	LAV
MEN	4	3	6
WOMEN	7	-	6
DRINKING FOUNTAIN			4



1 Floor 10 - Low Rise Office  
SCALE: 1/16"=1'-0"

**Damian Titus**  
Buildings  
APPROVED  
Under Directive 2 of 1975  
Date/Time: Aug 15, 2013 - 10:16 AM  
NYC Development Hub



HYE-TC-EG-1001

LIFE SAFETY  
FLOOR PLANS 10-11

EG-1001  
EG-108.00



HUDSON YARDS -  
TOWER C

Address  
501 WEST 30TH STREET  
NEW YORK, NY



Client  
Related Companies  
60 Columbus Circle  
New York, NY 10023  
Tel: 212.801.1000 Fax: 212.801.1048

Oxford Properties Group  
320 Park Avenue, 17th Floor  
New York, NY 10022  
Tel: 212.966.7514 Fax: 212.986.7510

Construction Manager  
Fishman Construction Corporation  
100 Park Avenue, 5th Floor  
New York, NY 10017  
Tel: 212.708.5000

Architect  
Kohn Pedersen Fox Associates PC  
Architects & Planning Consultants  
11 West 42nd Street  
New York, NY 10036  
Tel: 212.977.6500 Fax: 212.956.2526

Structural Engineer  
Thornton Tomasetti, Inc.  
51 Madison Avenue  
New York, NY 10010  
Tel: 917.661.7800 Fax: 917.661.7801

Mechanical, Electrical, Plumbing, Fire Protection  
Jaros Baum & Bolles Consulting Engineers  
80 Pine Street  
New York, NY 10013  
Tel: 212.530.9300 Fax: 212.269.5894

FLOOR 13		
AREA & OCCUPANT LOAD SUMMARY (PER 1004.1.2)		
	AREA (SF)	COUNT
BUSINESS (B)	39,659	397
TOTAL	39,659	397

EXIT CAPACITY		
EXIT	INCHES	CAPACITY
EXIT A		
STAIR	67	223
DOOR	44	220
EXIT B		
STAIR	67	223
DOOR	44	220
TOTAL		440

PLUMBING FIXTURE COUNT SUMMARY			
	WC	UR	LAV
MEN	4	3	6
WOMEN	7	-	6
DRINKING FOUNTAIN			4

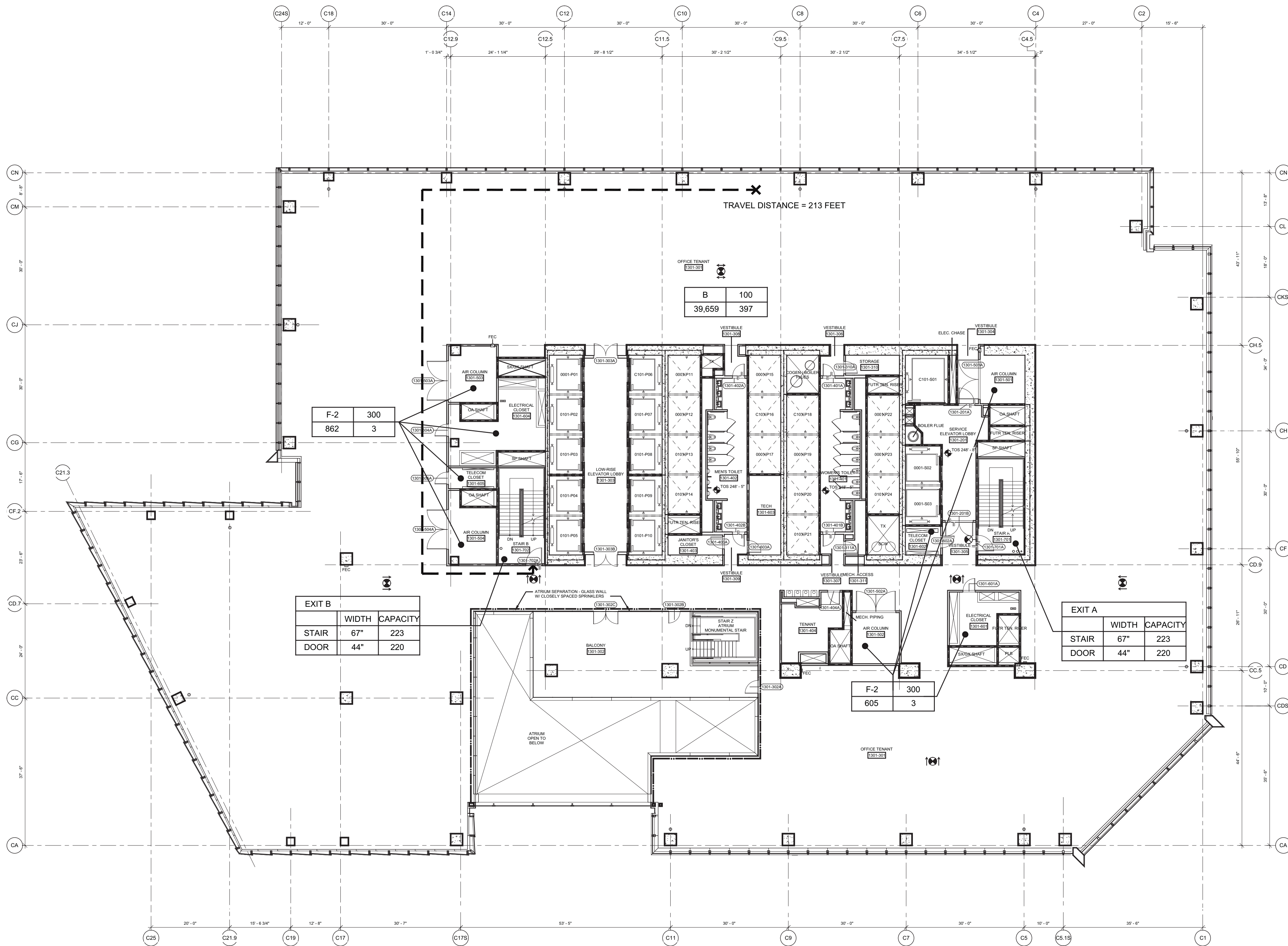
- NOTE:
- INTERIOR FIT OUT AND FLOOR OPENING ENCLOSURE BY FUTURE TENANT
  - FOR STAIR LAYOUT INCLUDING PHOTOLUMINESCENT EXIT PATH MARKINGS REFER TO A4-SERIES PLANS & SECTIONS FOR DETAIL

SYMBOL KEY	
---	1-HOUR RATED WALL
---	2-HOUR RATED WALL
---	3-HOUR RATED WALL
---	TRAVEL DISTANCE
---	ATRIUM SEPARATION
---	OCCUPANCY
---	OCCUPANT LOAD FACTOR (F/TIES)
---	AREA (FT <sup>2</sup> )
---	OCCUPANT LOAD (PERSONS)

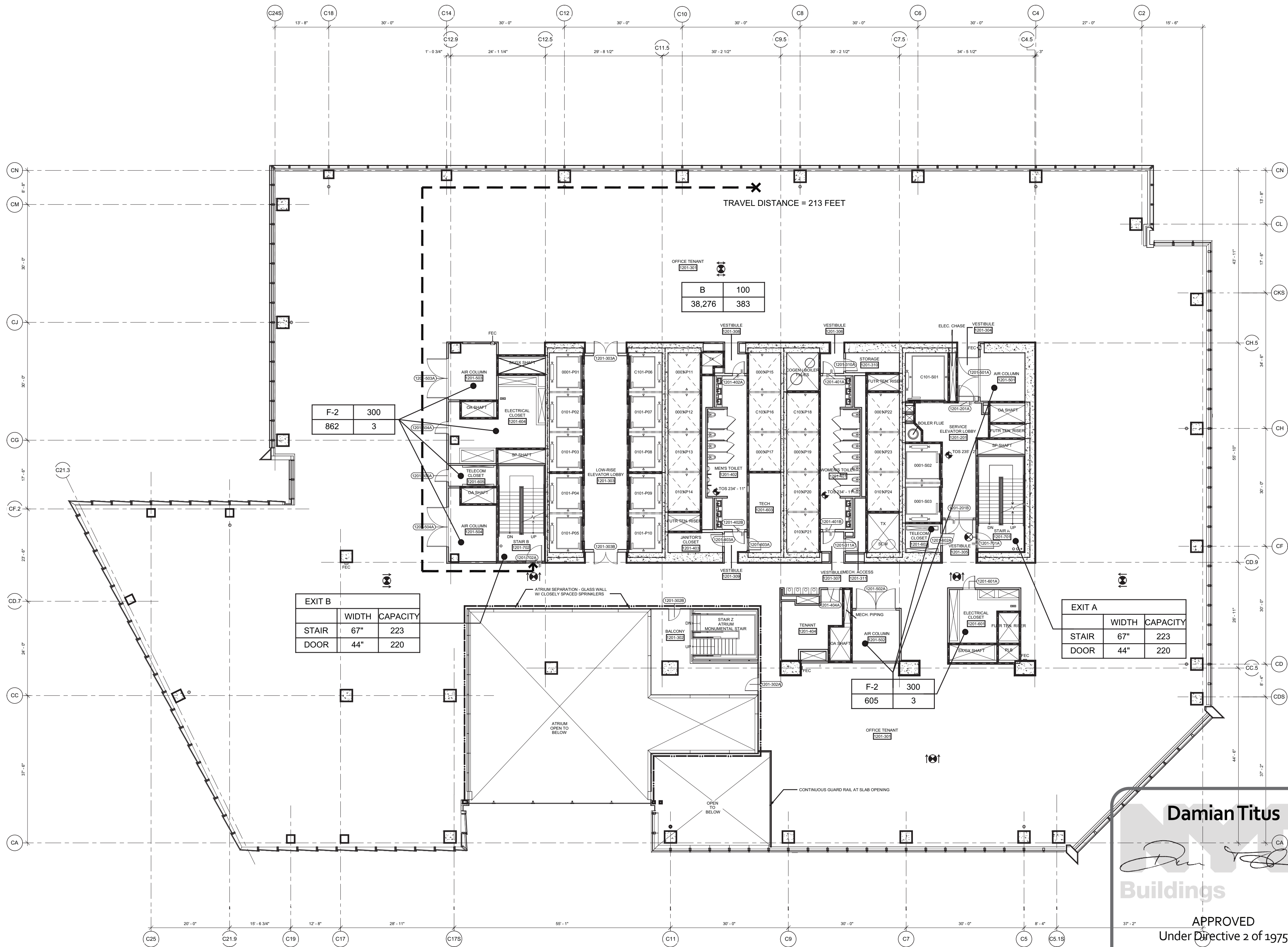
FLOOR 12		
AREA & OCCUPANT LOAD SUMMARY (PER 1004.1.2)		
	AREA (SF)	COUNT
BUSINESS (B)	38,276	383
TOTAL	38,276	383

EXIT CAPACITY		
EXIT	INCHES	CAPACITY
EXIT A		
STAIR	67	223
DOOR	44	220
EXIT B		
STAIR	67	223
DOOR	44	220
TOTAL		440

PLUMBING FIXTURE COUNT SUMMARY			
	WC	UR	LAV
MEN	4	3	6
WOMEN	7	-	6
DRINKING FOUNTAIN			4

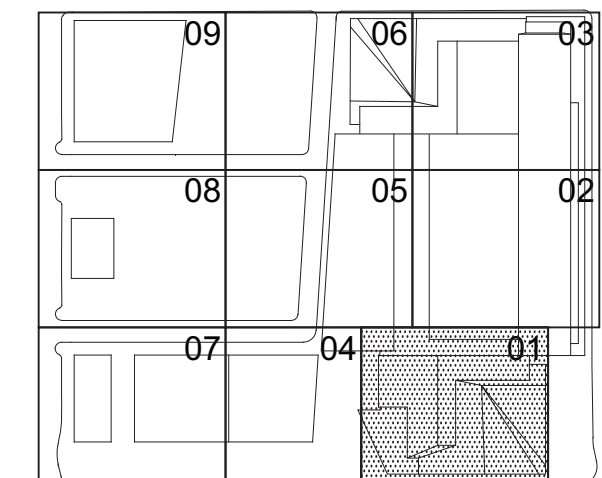


2 Floor 13 - Low Rise Office  
SCALE: 1/16"=1'-0"



1 Floor 12 - Low Rise Office  
SCALE: 1/16"=1'-0"

**Damian Titus**  
Buildings  
APPROVED  
Under Directive 2 of 1975  
Date/Time: Aug 15, 2013 - 10:16 AM  
NYC Development Hub



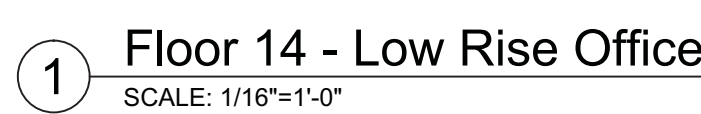
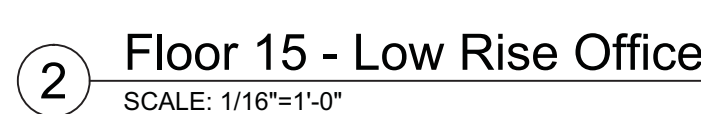
HYE-TC-EG-1201

LIFE SAFETY  
FLOOR PLANS 12-13

Project Number:  
EG-1201  
Drawing Number:  
EG-109.00



PLUMBING FIXTURE COUNT SUMMARY			
	WC	UR	LAV
MEN	4	3	6
WOMEN	7	-	6
DRINKING FOUNTAIN			4



NYC Development Hub



EG-110.00



HUDSON YARDS -  
TOWER C

Address  
501 WEST 30TH STREET  
NEW YORK, NY



Client  
Related Companies  
60 Columbus Circle  
New York, NY 10023  
Tel: 212.801.1000 Fax: 212.801.1048

Oxford Properties Group  
320 Park Avenue, 17th Floor  
New York, NY 10022  
Tel: 212.986.7514 Fax: 212.986.7510

Construction Manager  
Fishman Construction Corporation  
100 Park Avenue, 5th Floor  
New York, NY 10017  
Tel: 212.708.5000

Architect  
Kohn Pedersen Fox Associates PC  
Architects & Planning Consultants  
11 West 42nd Street  
New York, NY 10036  
Tel: 212.977.6500 Fax: 212.956.2526

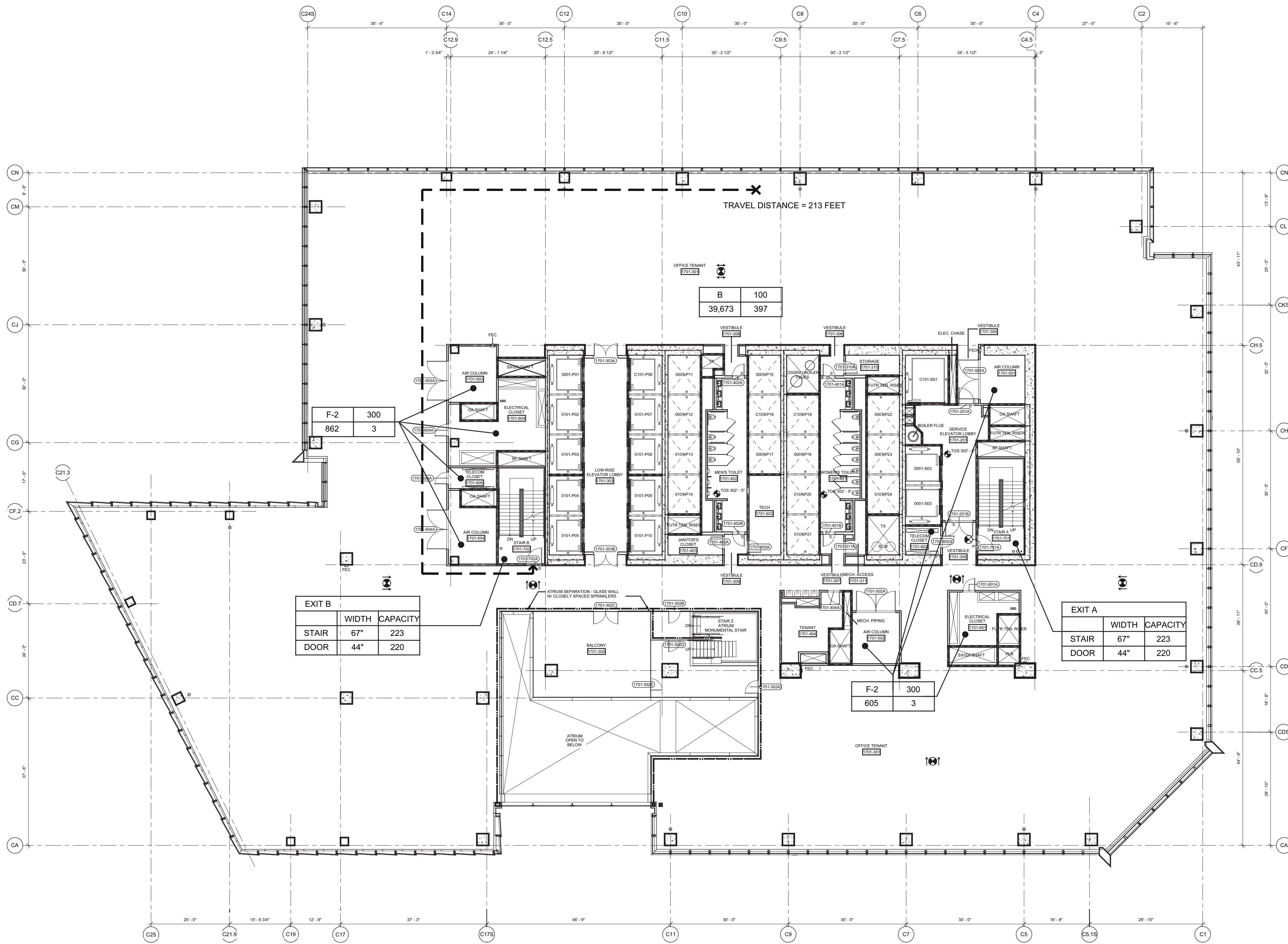
Structural Engineer  
Thornton Tomasetti, Inc.  
51 Madison Avenue  
New York, NY 10010  
Tel: 917.661.7800 Fax: 917.661.7801

Mechanical, Electrical, Plumbing, Fire Protection  
Jaros Baum & Bolles Consulting Engineers  
80 Pine Street  
New York, NY 10013  
Tel: 212.530.9300 Fax: 212.269.5894

FLOOR 17		
AREA & OCCUPANT LOAD SUMMARY (PER 1004.1.2)		
	AREA (SF)	COUNT
BUSINESS (B)	39,673	397
TOTAL	39,673	397

EXIT CAPACITY		
	INCHES	CAPACITY
EXIT A		
STAIR	67"	223
DOOR	44"	220
EXIT B		
STAIR	67"	223
DOOR	44"	220
TOTAL		440

PLUMBING FIXTURE COUNT SUMMARY			
	WC	UR	LAV
MEN	4	3	6
WOMEN	7	-	6
DRINKING FOUNTAIN			4



2 Floor 17 - Low Rise Office  
SCALE: 1/16"=1'-0"

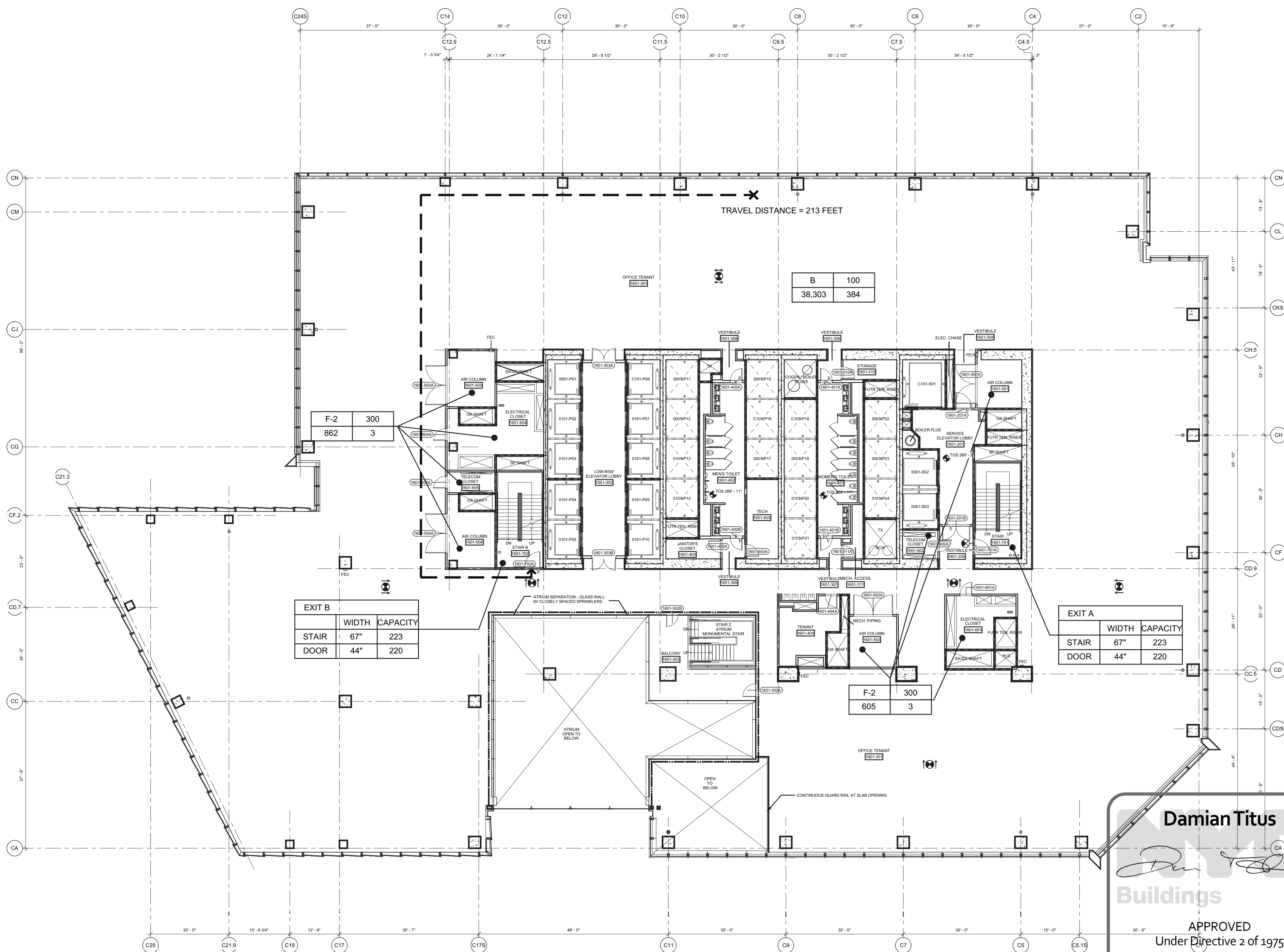
NOTE:  
1. INTERIOR FIT OUT AND  
FLOOR OPENING ENCLOSURE  
BY FUTURE TENANT  
2. FOR STAIR LAYOUT INCLUDING  
PHOTOLUMINESCENT EXIT PATH  
MARKINGS REFER TO A4-SERIES  
PLANS & SECTIONS FOR DETAIL

SYMBOL KEY	
---	1-HOUR RATED WALL
---	2-HOUR RATED WALL
---	3-HOUR RATED WALL
---	TRAVEL DISTANCE
---	TRIUM SEPARATION
---	OCCUPANCY
---	OCCUPANT LOAD (PERSONS)
---	AREA (FT <sup>2</sup> )

FLOOR 16		
AREA & OCCUPANT LOAD SUMMARY (PER 1004.1.2)		
	AREA (SF)	COUNT
BUSINESS (B)	38,303	384
TOTAL	38,303	384

EXIT CAPACITY		
	INCHES	CAPACITY
EXIT A		
STAIR	67"	223
DOOR	44"	220
EXIT B		
STAIR	67"	223
DOOR	44"	220
TOTAL		440

PLUMBING FIXTURE COUNT SUMMARY			
	WC	UR	LAV
MEN	4	3	6
WOMEN	7	-	6
DRINKING FOUNTAIN			4

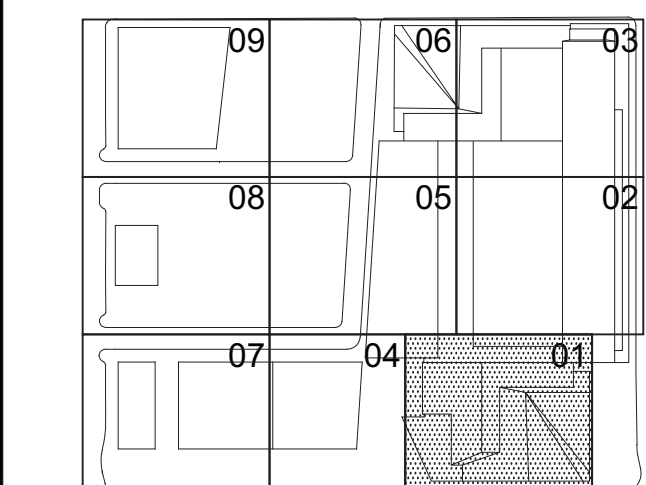


1 Floor 16 - Low Rise Office  
SCALE: 1/16"=1'-0"

**Damian Titus**  
Buildings  
APPROVED  
Under Directive 2 of 1975  
Date/Time: Aug 15, 2013 - 10:16 AM  
NYC Development Hub

1 D.O.B. BUILDING PERMIT FILING 03/22/2013  
By: [Signature] Date: [Signature]

Key Plan



Date: 03/22/2013  
Project No: 1776.10  
Drawn By: [Signature]  
Sheet Number: [Signature]

HYE-TC-EG-1601

Drawing Title

LIFE SAFETY  
FLOOR PLANS 16-17

Drawing Number:  
EG-1601  
Project Drawing Number:  
EG-111.00

SHEET 13 OF 23



HUDSON YARDS -  
TOWER C

Address  
501 WEST 30TH STREET  
NEW YORK, NY



Client  
Related Companies  
60 Columbus Circle  
New York, NY 10023  
Tel: 212.801.1000 Fax: 212.801.1048

Oxford Properties Group  
320 Park Avenue, 17th Floor  
New York, NY 10022  
Tel: 212.986.7514 Fax: 212.986.7510

Construction Manager  
Fishman Construction Corporation  
100 Park Avenue, 5th Floor  
New York, NY 10017  
Tel: 212.708.5000

Architect  
Kohn Pedersen Fox Associates PC  
Architects & Planning Consultants  
11 West 42nd Street  
New York, NY 10036  
Tel: 212.977.6500 Fax: 212.956.2526

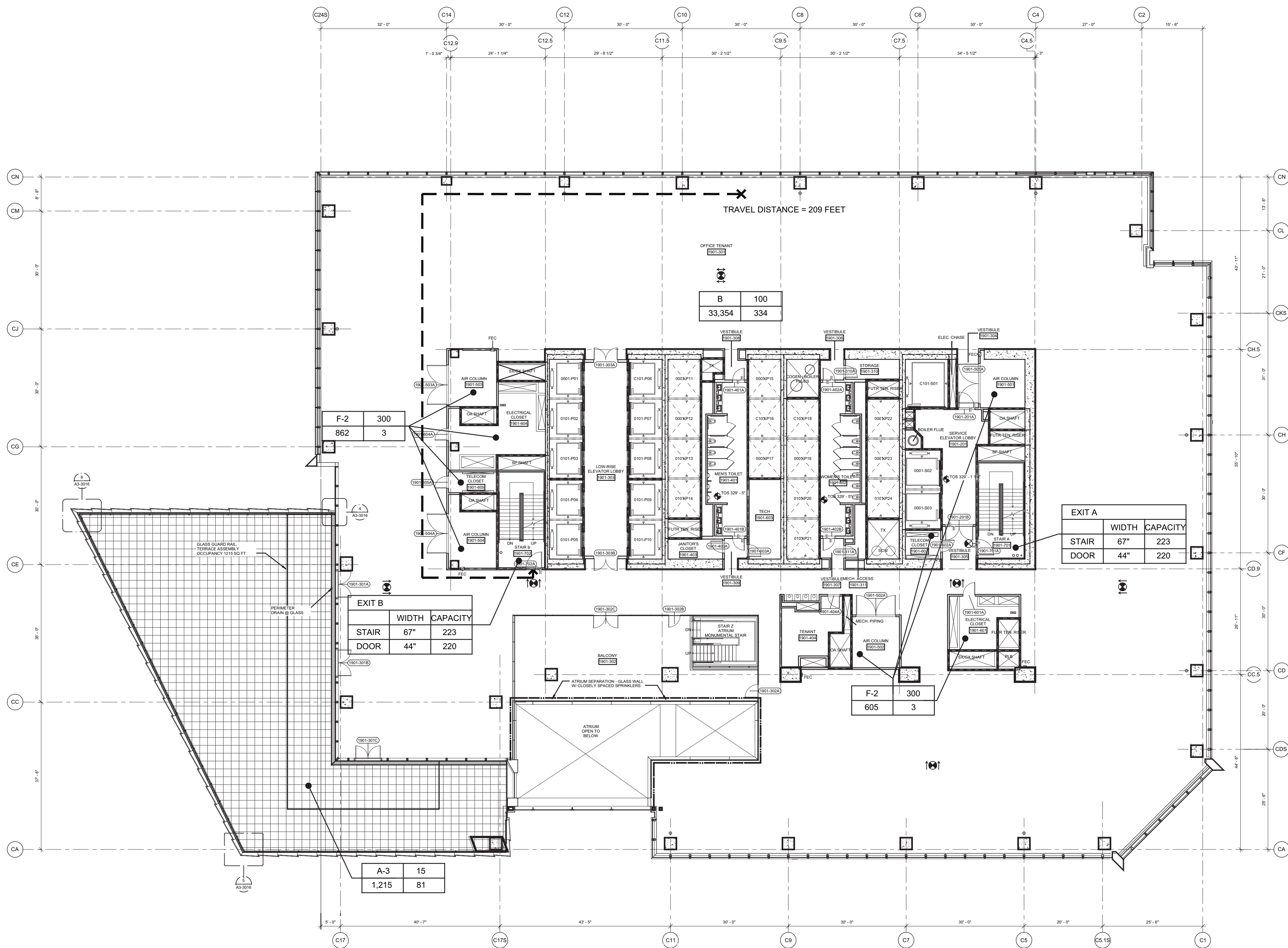
Structural Engineer  
Thornton Tomasetti, Inc.  
51 Madison Avenue  
New York, NY 10010  
Tel: 917.661.7800 Fax: 917.661.7801

Mechanical, Electrical, Plumbing, Fire Protection  
Jaros Baum & Bolles Consulting Engineers  
80 Pine Street  
New York, NY 10013  
Tel: 212.530.9300 Fax: 212.269.5894

FLOOR 19 AREA & OCCUPANT LOAD SUMMARY (PER 1004.1.2)		
	AREA (SF)	COUNT
BUSINESS (B)	33,354	334
ASSEMBLY (A-3)	1,215	81
TOTAL	34,569	415

EXIT CAPACITY		
EXIT A	INCHES	CAPACITY
STAIR	67"	223
DOOR	44"	220
EXIT B		
STAIR	67"	223
DOOR	44"	220
TOTAL		440

PLUMBING FIXTURE COUNT SUMMARY			
	WC	UR	LAV
MEN	4	3	6
WOMEN	7	-	6
DRINKING FOUNTAIN			4



2 Floor 19 - Low Rise Office & Terrace  
SCALE: 1/16"=1'-0"

NOTE:

1. INTERIOR FIT OUT AND  
FLOOR OPENING ENCLOSURE  
BY FUTURE TENANT

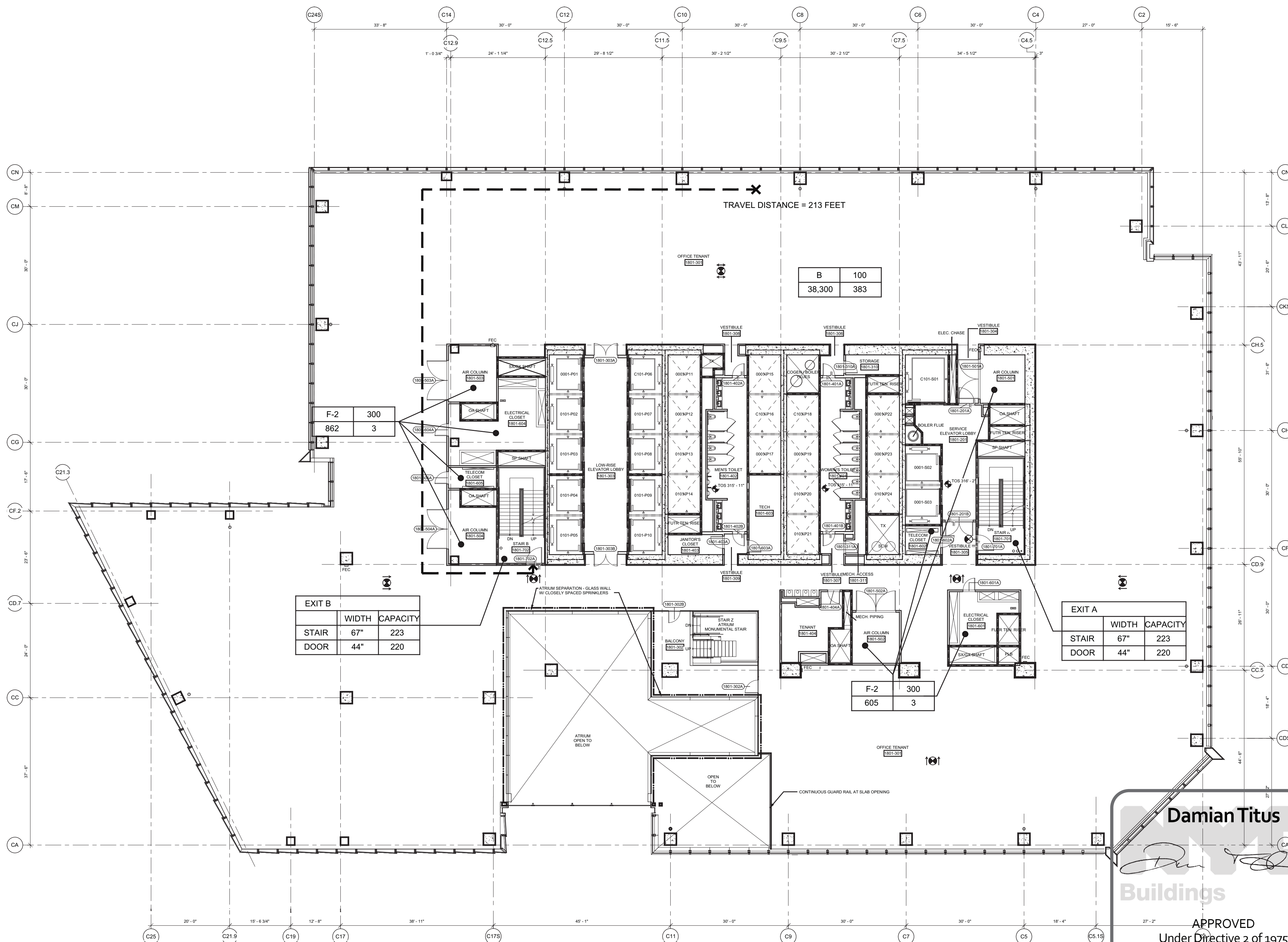
2. FOR STAIR LAYOUT INCLUDING  
PHOTOLUMINESCENT EXIT PATH  
MARKINGS REFER TO A4-SERIES  
PLANS & SECTIONS FOR DETAIL

SYMBOL KEY	
---	1-HOUR RATED WALL
---	2-HOUR RATED WALL
---	3-HOUR RATED WALL
---	TRAVEL DISTANCE
---	ATRIUM SEPARATION
OCCUPANCY	OCCUPANCY LOAD FACTOR (FT/PER)
AREA (FT <sup>2</sup> )	OCCUPANT LOAD (PERSONS)

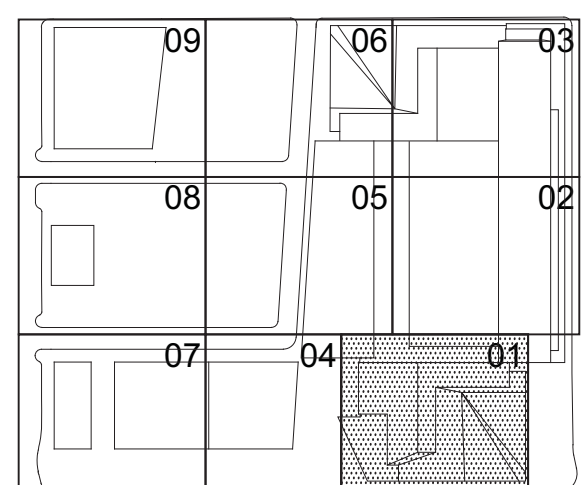
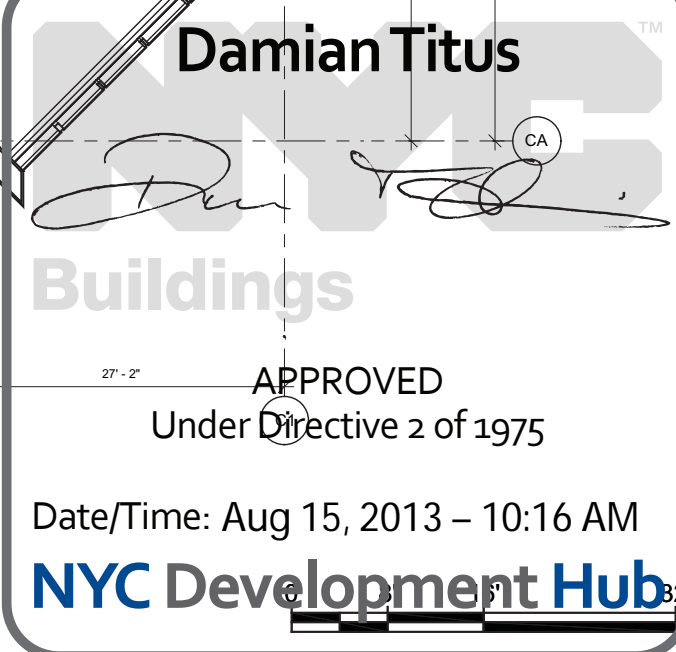
FLOOR 18 AREA & OCCUPANT LOAD SUMMARY (PER 1004.1.2)		
	AREA (SF)	COUNT
BUSINESS (B)	38,300	383
TOTAL	38,300	383

EXIT CAPACITY		
EXIT A	INCHES	CAPACITY
STAIR	67"	223
DOOR	44"	220
EXIT B		
STAIR	67"	223
DOOR	44"	220
TOTAL		440

PLUMBING FIXTURE COUNT SUMMARY			
	WC	UR	LAV
MEN	4	3	6
WOMEN	7	-	6
DRINKING FOUNTAIN			4



1 Floor 18 - Low Rise Office  
SCALE: 1/16"=1'-0"



Date:  
03/22/2013  
Project No:  
1776.10  
Revision:  
Sheet Number:  
Drawing Title:

HYE-TC-EG-1801

LIFE SAFETY  
FLOOR PLANS 18-19

Drawing Number:  
EG-1801  
Drawing Title:  
EG-112.00

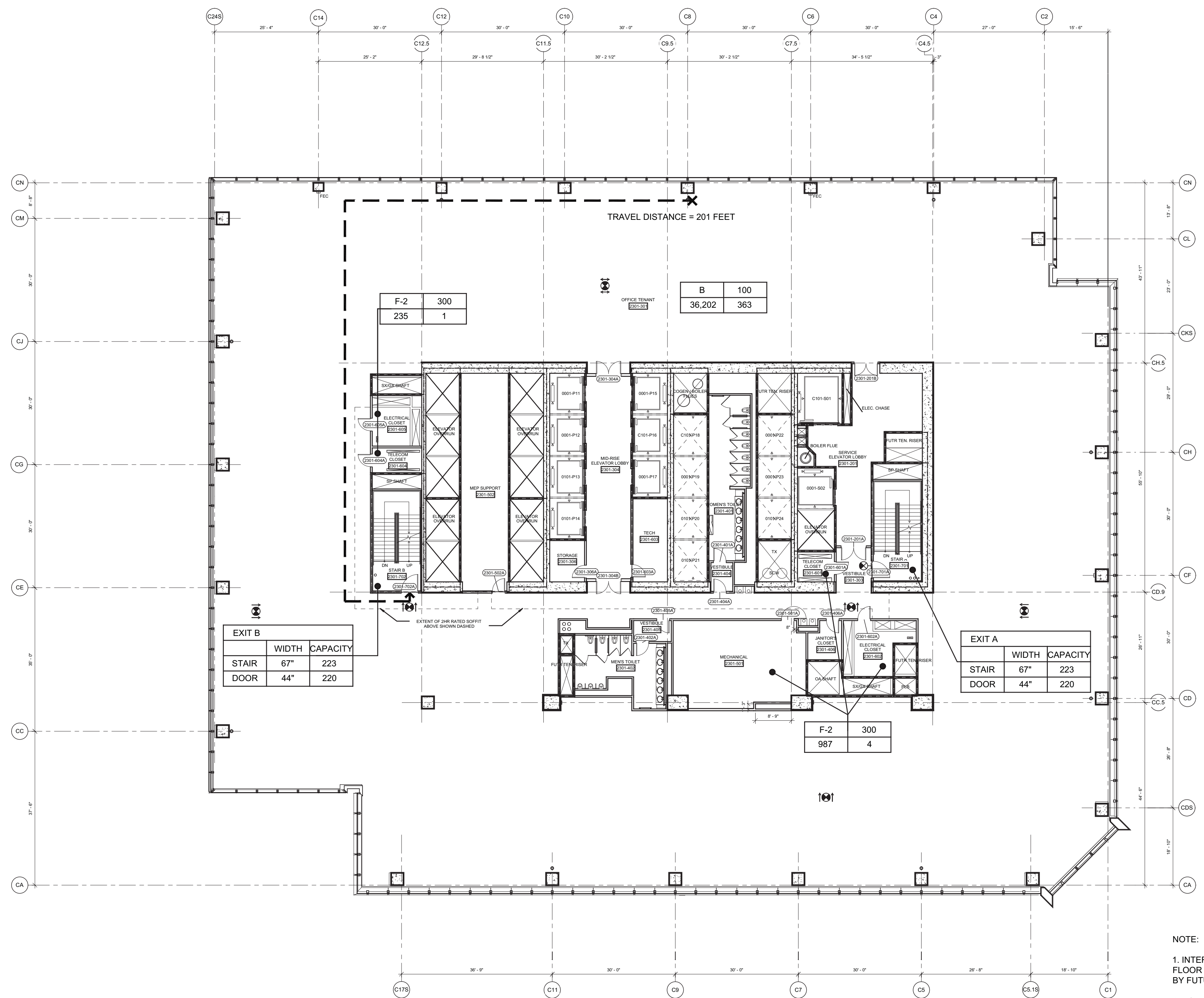
SHEET 14 OF 23



FLOOR 23 AREA & OCCUPANT LOAD SUMMARY (PER 1004.1.2)		
	AREA (SF)	COUNT
BUSINESS (B)	36,202	363
TOTAL	36,202	363

EXIT CAPACITY		
	INCHES	CAPACITY
EXIT A		
STAIR	67"	223
DOOR	44"	220
EXIT B		
STAIR	67"	223
DOOR	44"	220
TOTAL		440

PLUMBING FIXTURE COUNT SUMMARY				
	WC	UR	LAV	
MEN	4	3	6	
WOMEN	7	-	6	
DRINKING FOUNTAIN			4	



4 Floor 23 - Mid-Rise Office  
SCALE: 1/16"=1'-0"

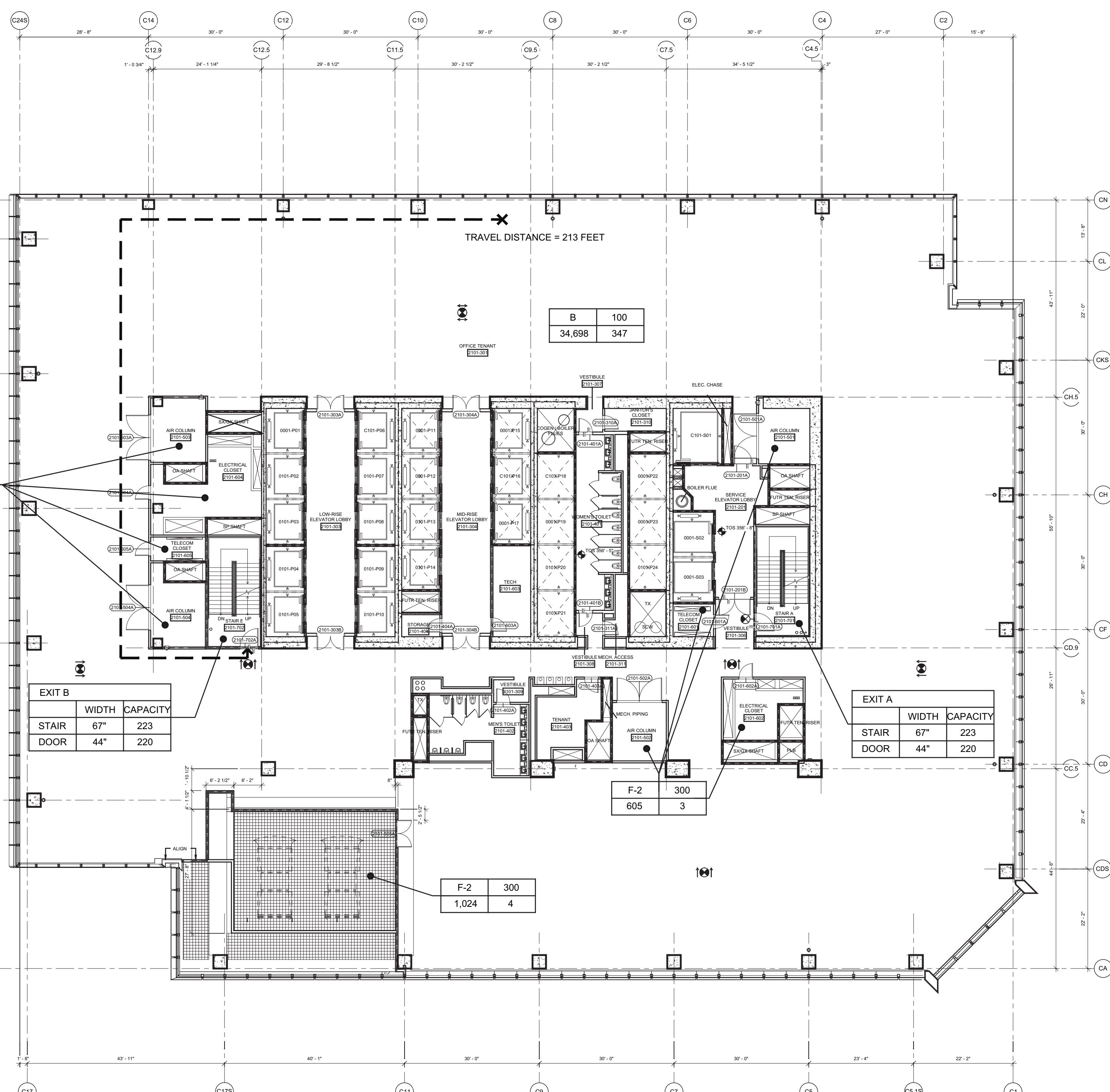
- NOTE:
1. INTERIOR FIT OUT AND FLOOR OPENING ENCLOSURE BY FUTURE TENANT
  2. FOR STAIR LAYOUT INCLUDING PHOTOLUMINESCENT EXIT PATH MARKINGS REFER TO A4-SERIES PLANS & SECTIONS FOR DETAIL

SYMBOL KEY	
---	1-HOUR RATED WALL
---	2-HOUR RATED WALL
---	3-HOUR RATED WALL
---	TRAVEL DISTANCE
---	ATRIUM SEPARATION
---	OCCUPANCY
---	AREA (FT <sup>2</sup> )

FLOOR 21 AREA & OCCUPANT LOAD SUMMARY (PER 1004.1.2)		
	AREA (SF)	COUNT
BUSINESS (B)	35,473	355
MECHANICAL (F-2)	1,024	4
TOTAL	36,497	359

EXIT CAPACITY		
	INCHES	CAPACITY
EXIT A		
STAIR	67"	223
DOOR	44"	220
EXIT B		
STAIR	67"	223
DOOR	44"	220
TOTAL		440

PLUMBING FIXTURE COUNT SUMMARY				
	WC	UR	LAV	
MEN	4	3	6	
WOMEN	7	-	6	
DRINKING FOUNTAIN			4	

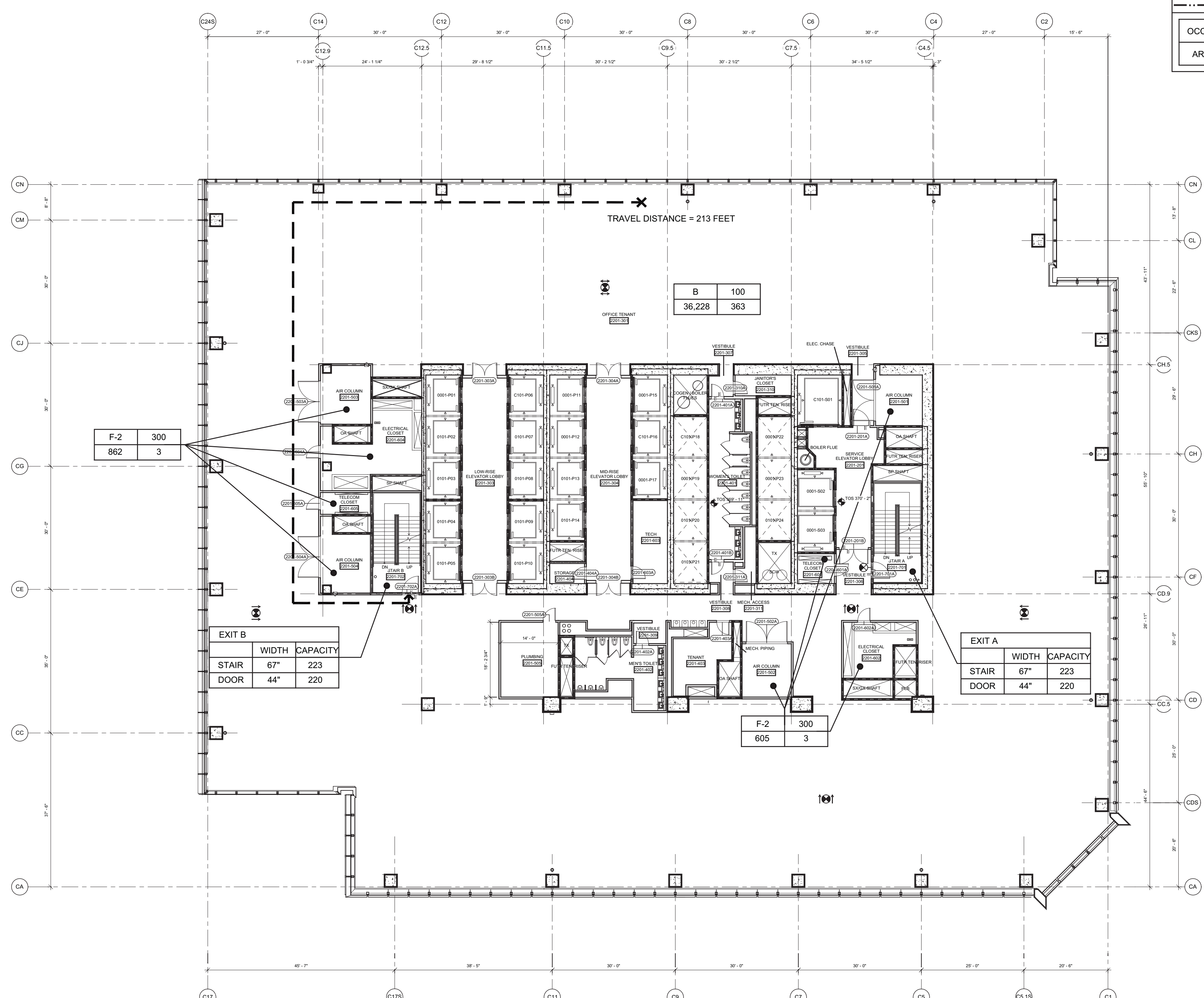


2 Floor 21 - Low-Rise Office  
SCALE: 1/16"=1'-0"

FLOOR 22 AREA & OCCUPANT LOAD SUMMARY (PER 1004.1.2)		
	AREA (SF)	COUNT
BUSINESS (B)	36,228	363
TOTAL	36,228	363

EXIT CAPACITY		
	INCHES	CAPACITY
EXIT A		
STAIR	67"	223
DOOR	44"	220
EXIT B		
STAIR	67"	223
DOOR	44"	220
TOTAL		440

PLUMBING FIXTURE COUNT SUMMARY				
	WC	UR	LAV	
MEN	4	3	6	
WOMEN	7	-	6	
DRINKING FOUNTAIN			4	

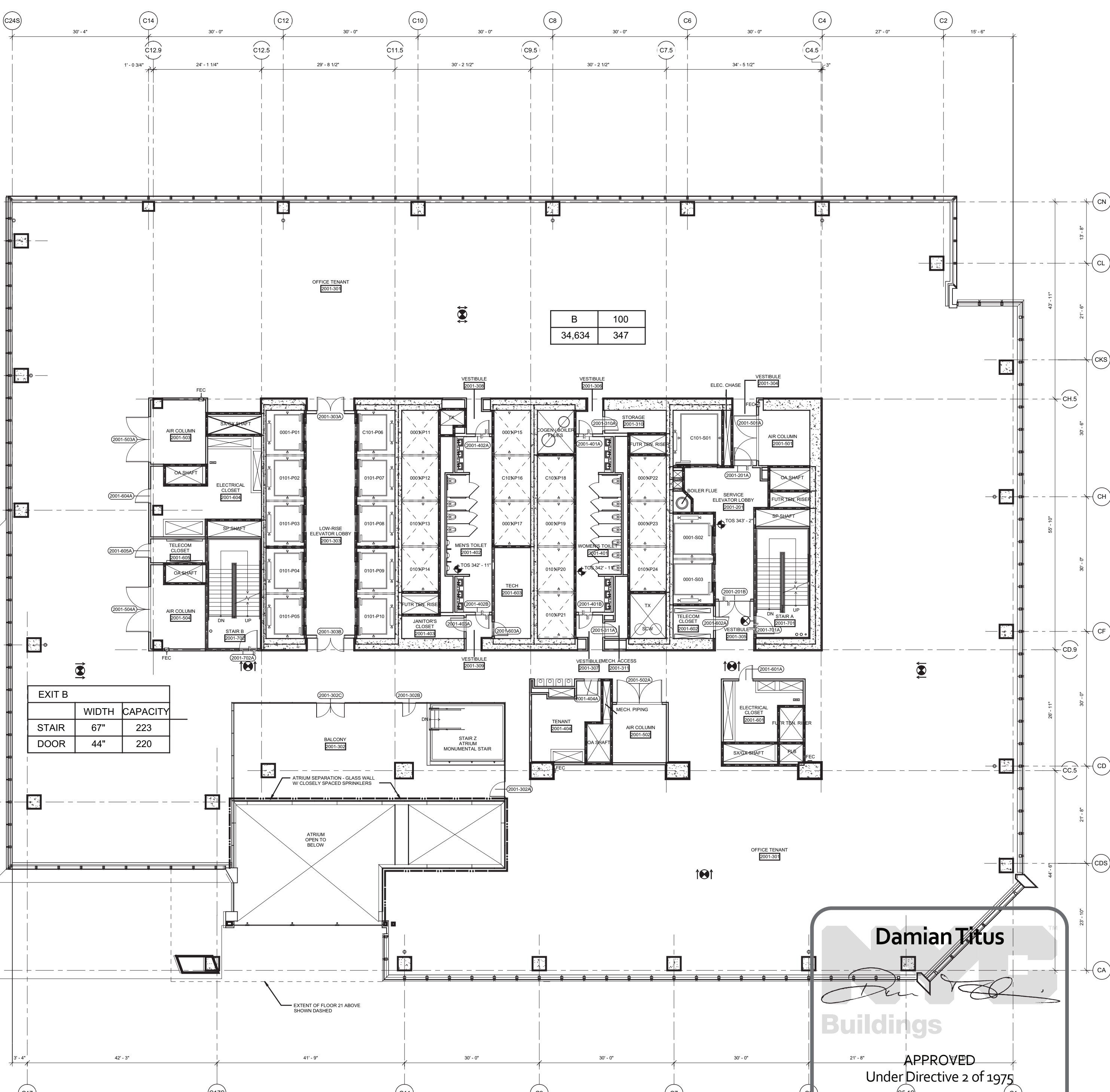


3 Floor 22 - Low-Rise Office  
SCALE: 1/16"=1'-0"

FLOOR 20 AREA & OCCUPANT LOAD SUMMARY (PER 1004.1.2)		
	AREA (SF)	COUNT
BUSINESS (B)	34,634	347
TOTAL	34,634	347

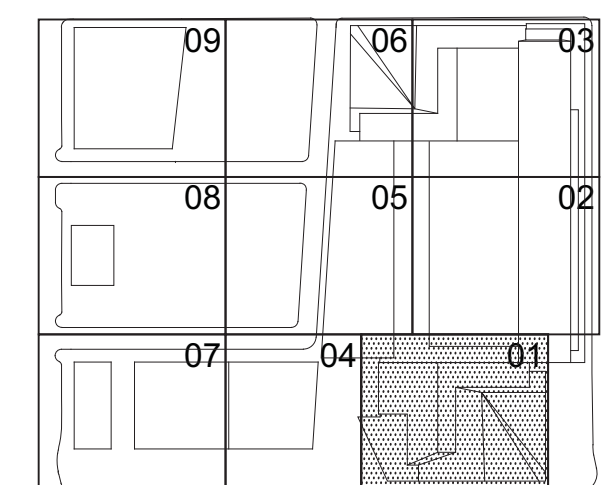
EXIT CAPACITY		
	INCHES	CAPACITY
EXIT A		
STAIR	67"	223
DOOR	44"	220
EXIT B		
STAIR	67"	223
DOOR	44"	220
TOTAL		440

PLUMBING FIXTURE COUNT SUMMARY				
	WC	UR	LAV	
MEN	4	3	6	
WOMEN	7	-	6	
DRINKING FOUNTAIN			4	



1 Floor 20 - Low-Rise Office  
SCALE: 1/16"=1'-0"

**Damian Titus**  
Buildings  
APPROVED  
Under Directive 2 of 1975  
Date/Time: Aug 15, 2013 - 10:16 AM  
NYC Development Hub



Date:

03/22/2013

Project No.:

1776.10

Drawn By:

Sheet Number:

HYE-TC-EG-2001

Drawing Title:

LIFE SAFETY

FLOOR PLANS 20-23

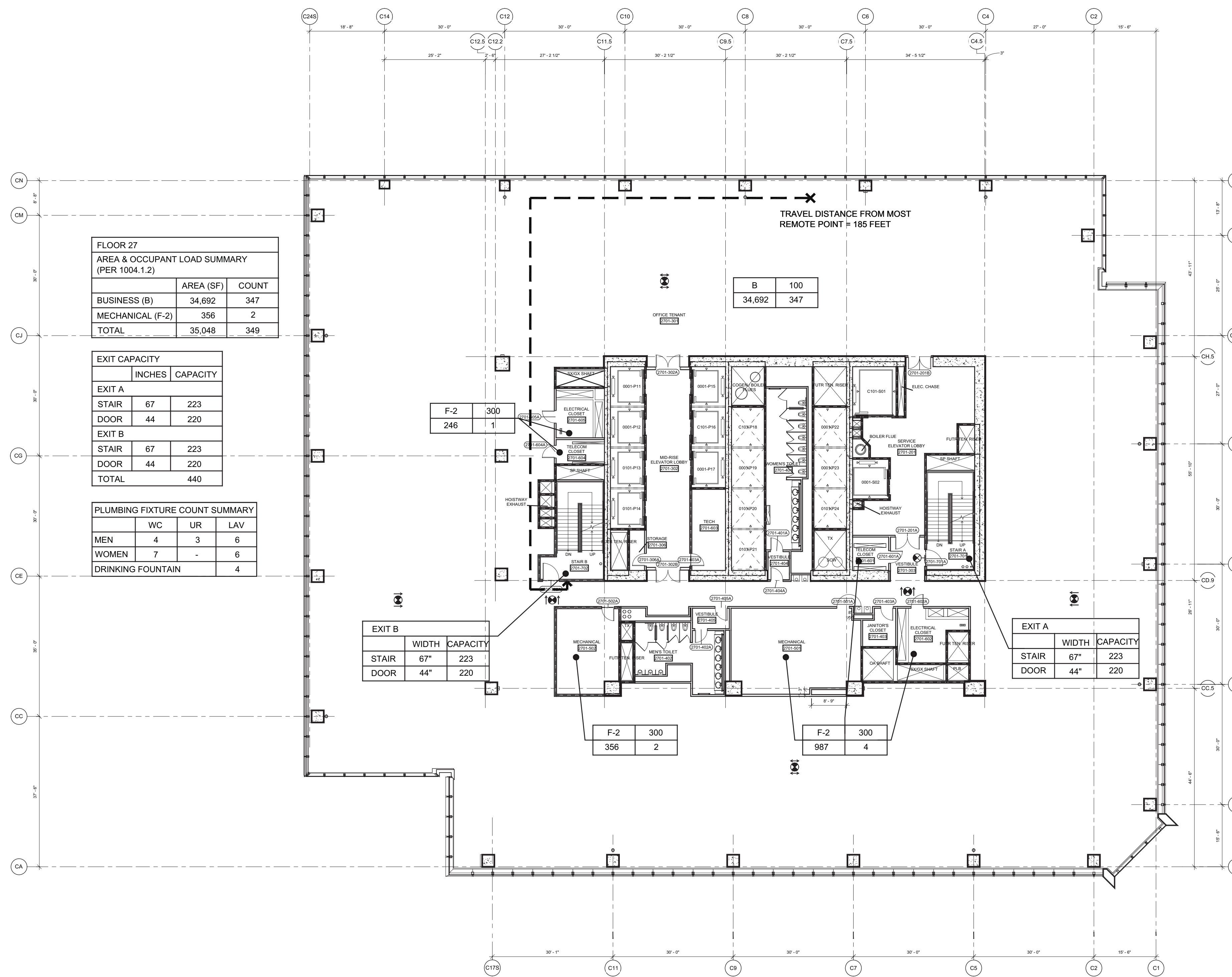
Drawing Number:

EG-2001

Drawing Title:

EG-113.00

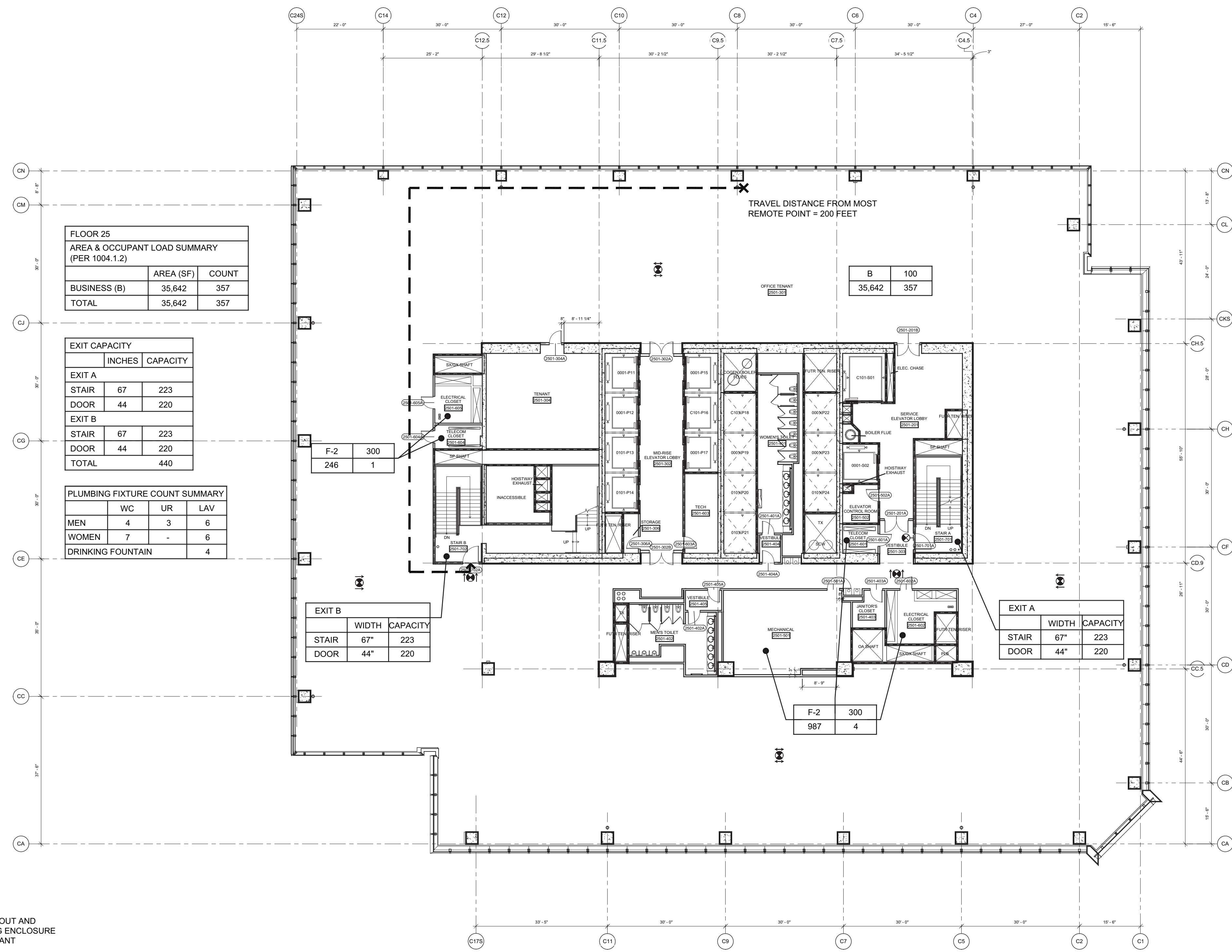




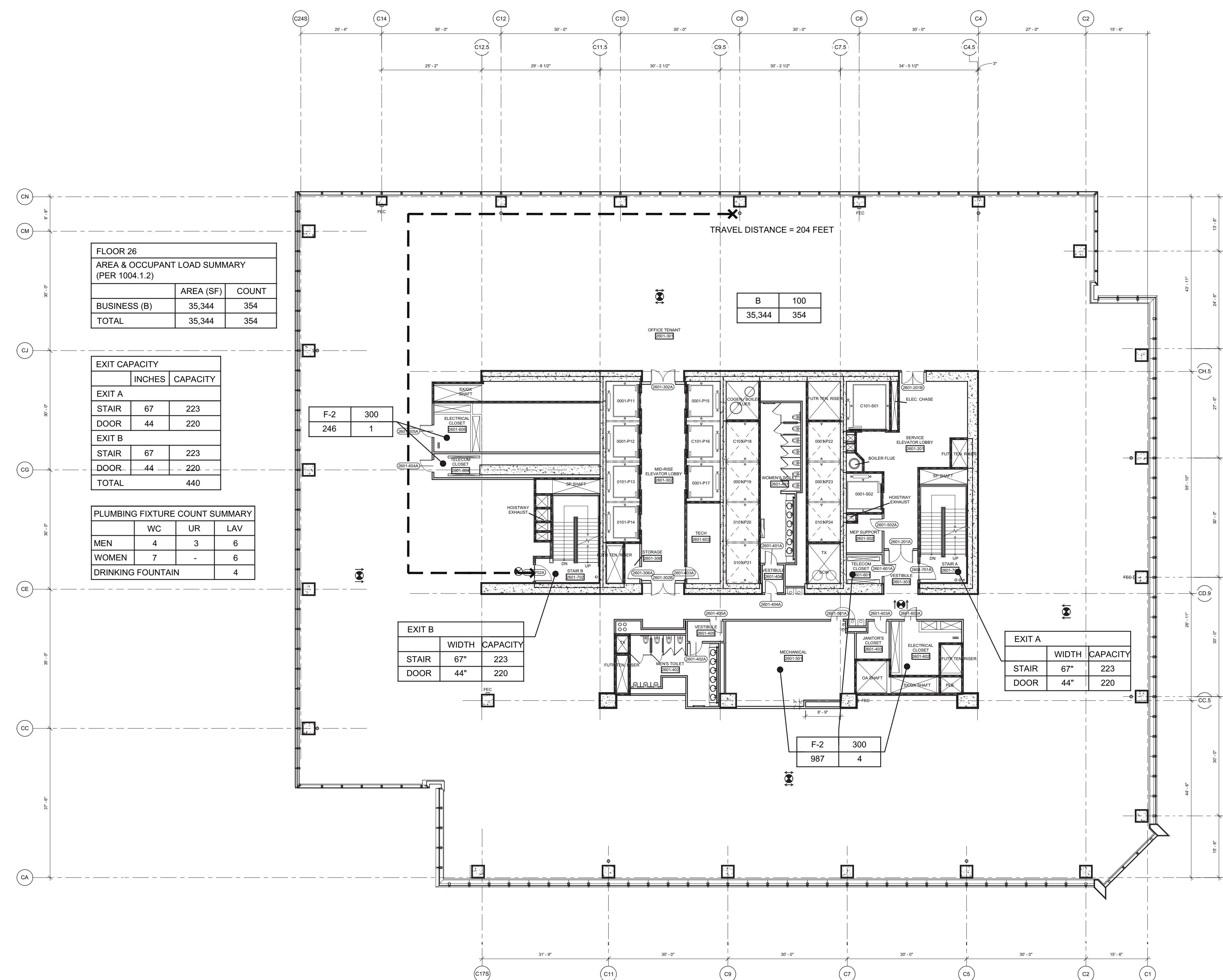
4 Floor 27 - Mid-Rise Office  
SCALE: 1/16"=1'-0"

NOTE:  
1. INTERIOR FIT OUT AND  
FLOOR OPENING ENCLOSURE  
BY FUTURE TENANT  
2. FOR STAIR LAYOUT INCLUDING  
PHOTOLUMINESCENT EXIT PATH  
MARKINGS REFER TO M-SERIES  
PLANS & SECTIONS FOR DETAIL

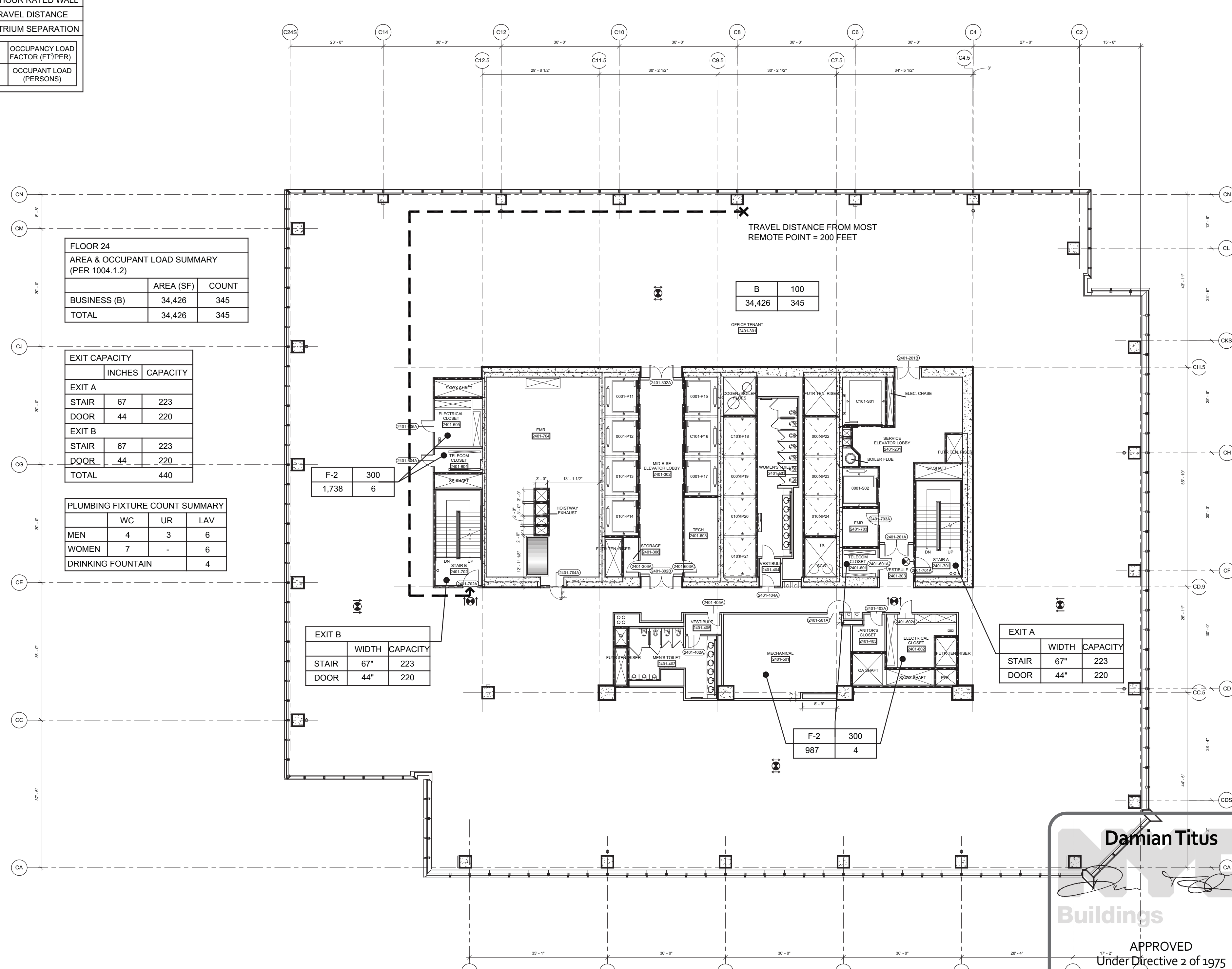
SYMBOL KEY	
---	1-HOUR RATED WALL
---	2-HOUR RATED WALL
---	3-HOUR RATED WALL
---	TRAVEL DISTANCE
---	ATRIUM SEPARATION
---	OCCUPANCY
---	OCCUPANT LOAD
---	AREA (FT <sup>2</sup> )



2 Floor 25 - Mid-Rise Office/Stair B Transfer  
SCALE: 1/16"=1'-0"



3 Floor 26 - Mid-Rise Office/Service Transfer  
SCALE: 1/16"=1'-0"

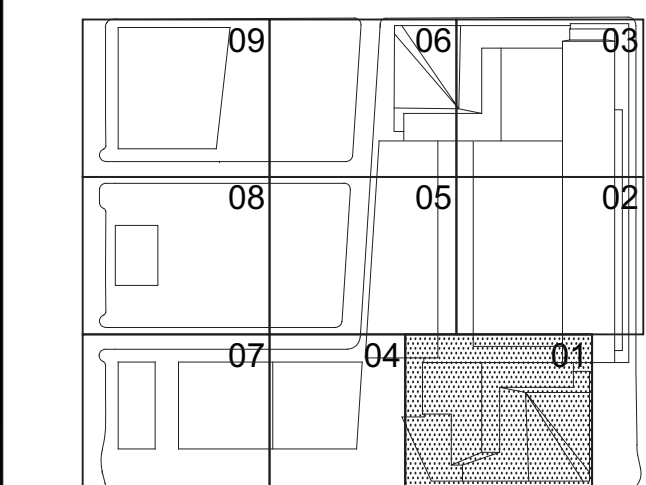


1 Floor 24 - Mid-Rise Office  
SCALE: 1/16"=1'-0"

Damian Titus  
Buildings  
APPROVED  
Under Directive 2 of 1975  
Date/Time: Aug 15, 2013 - 10:16 AM  
NYC Development Hub

1 D.O.B. BUILDING PERMIT FILING 03/22/2013  
Date Date

Any Plan



Date: 03/22/2013  
Project No: 1776.10  
Drawn By: [Signature]  
Sheet Number: [Signature]  
Drawing Title: HYE-TC-EG-2401

LIFE SAFETY  
FLOOR PLANS 24-27

Drawing Number:  
EG-2401  
Project Drawing Number:  
EG-114.00









Client  
Related Companies  
60 Columbus Circle  
New York, NY 10023  
Tel: 212.801.1000 Fax: 212.801.1048

Oxford Properties Group  
320 Park Avenue, 17th Floor  
New York, NY 10022  
Tel: 212.866.7514 Fax: 212.986.7510

Construction Manager  
Fishman Construction Corporation  
100 Park Avenue, 5th Floor  
New York, NY 10017  
Tel: 212.708.5000

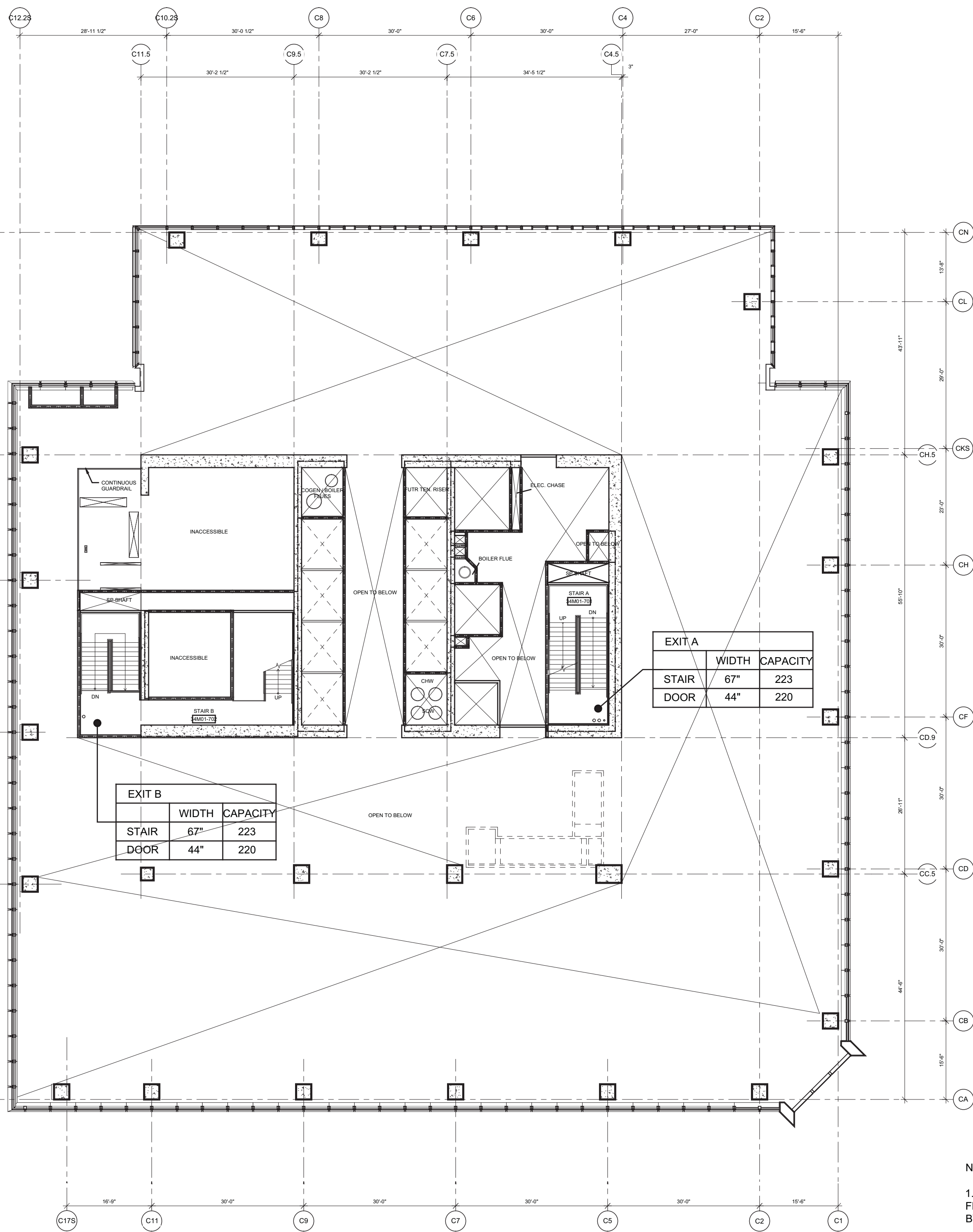
Architect  
Kohn Pedersen Fox Associates PC  
Architects & Planning Consultants  
11 West 42nd Street  
New York, NY 10036  
Tel: 212.977.6500 Fax: 212.956.2526

Structural Engineer  
Thornton Tomasetti, Inc.  
51 Madison Avenue  
New York, NY 10010  
Tel: 917.661.7800 Fax: 917.661.7801

Mechanical, Electrical, Plumbing, Fire Protection  
Jaros Baum & Bolles Consulting Engineers  
80 Pine Street  
New York, NY 10013  
Tel: 212.530.9300 Fax: 212.269.5894

FLOOR 34M		
AREA & OCCUPANT LOAD SUMMARY (PER 1004.1.2)		
	AREA (SF)	COUNT
MECHANICAL (F-2)	-	-

EXIT CAPACITY		
	INCHES	CAPACITY
EXIT B		
STAIR	67"	223
DOOR	44"	220
TOTAL		220

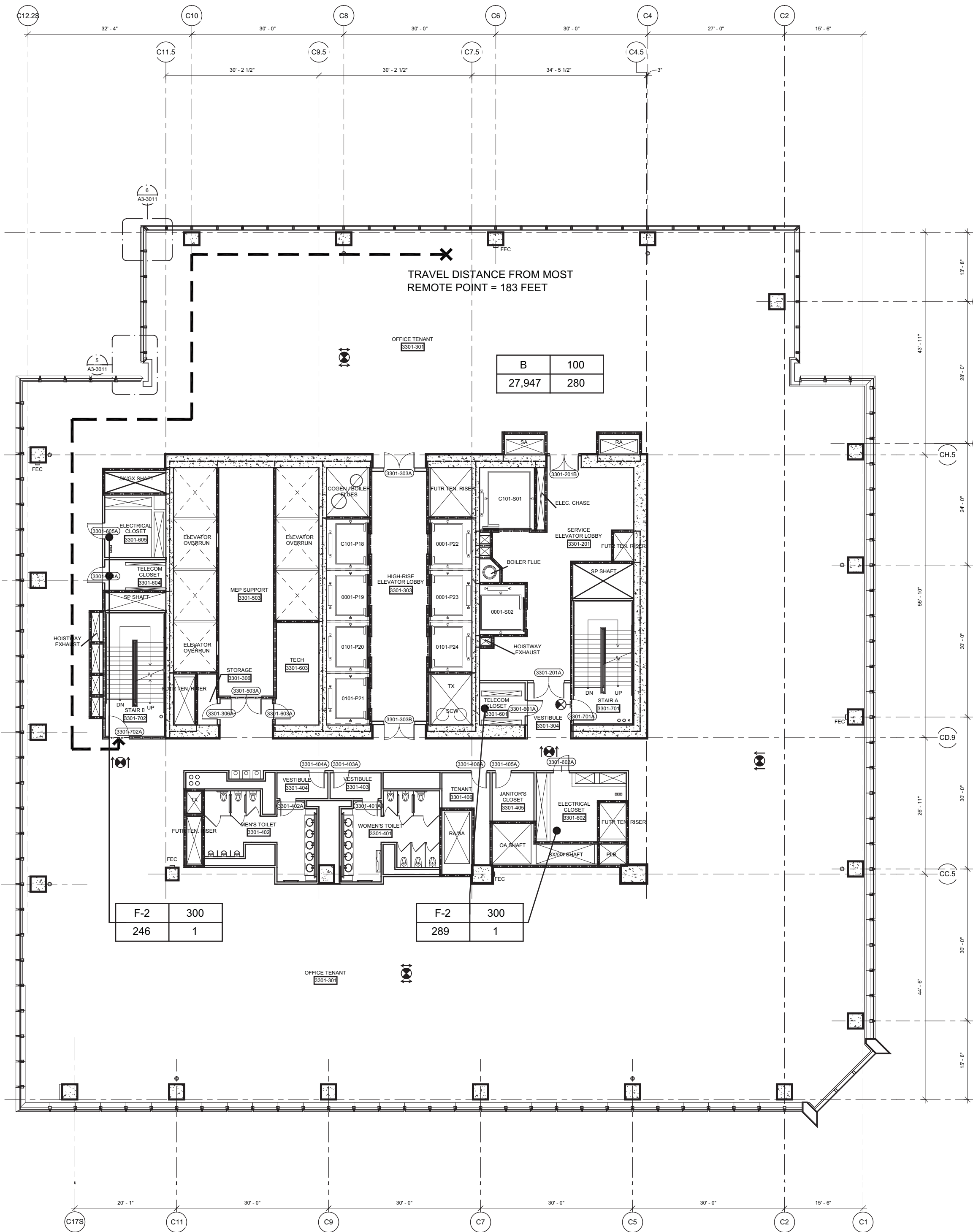


4 Floor 34M - Mechanical Mezzanine/Stair B Transfer  
SCALE: 1/16"=1'-0"

FLOOR 33		
AREA & OCCUPANT LOAD SUMMARY (PER 1004.1.2)		
	AREA (SF)	COUNT
BUSINESS (B)	27,947	280
TOTAL	27,947	280

EXIT CAPACITY		
	INCHES	CAPACITY
EXIT A		
STAIR	67"	223
DOOR	44"	220
EXIT B		
STAIR	67"	223
DOOR	44"	220
TOTAL		440

PLUMBING FIXTURE COUNT SUMMARY			
	WC	UR	LAV
MEN	3	3	5
WOMEN	6	-	5
DRINKING FOUNTAIN	3		



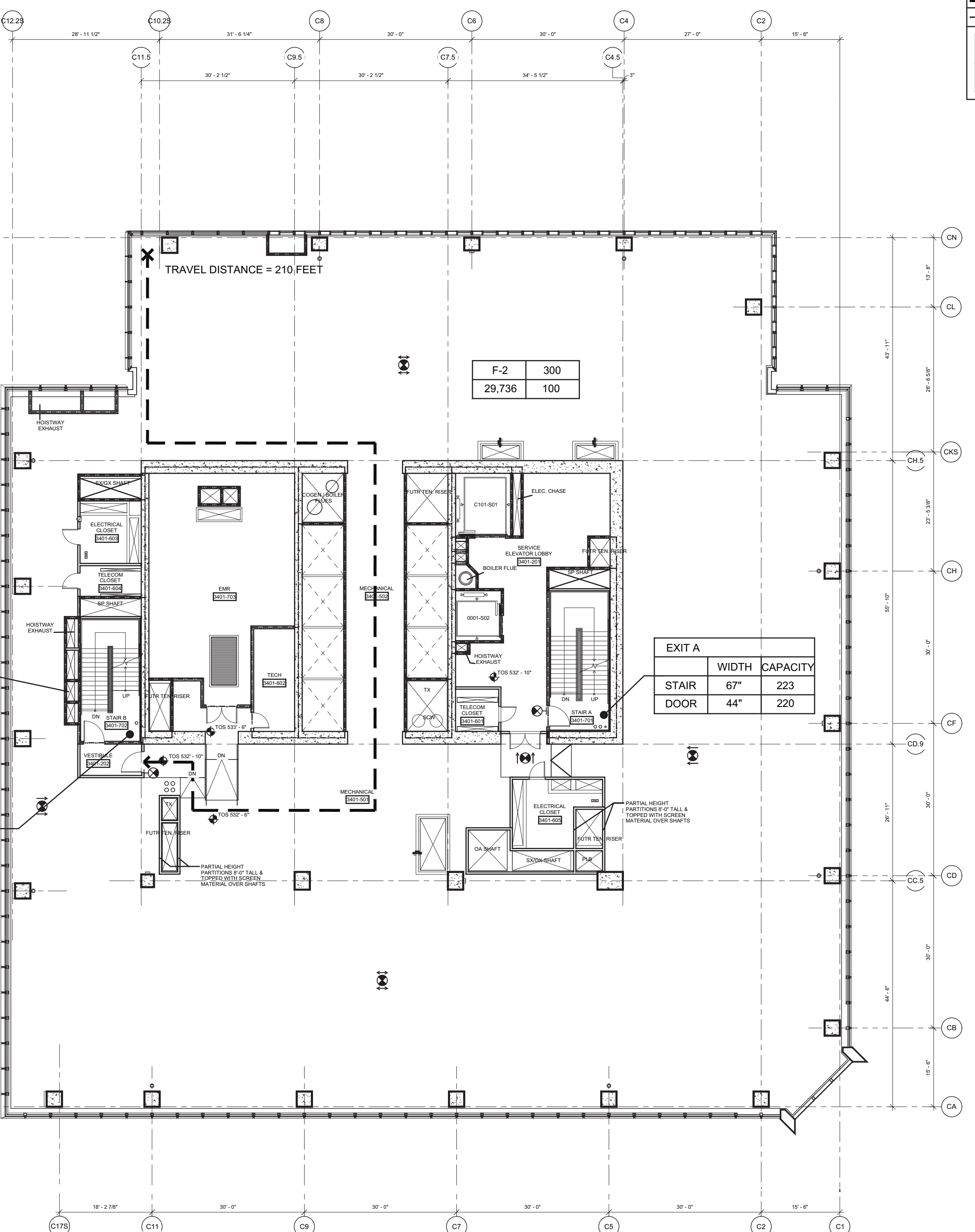
2 Floor 33 - Mid-Rise Office  
SCALE: 1/16"=1'-0"

NOTE:  
1. INTERIOR FIT OUT AND  
FLOOR OPENING ENCLOSURE  
BY FUTURE TENANT  
2. FOR STAIR LAYOUT INCLUDING  
PHOTOLUMINESCENT EXIT PATH  
MARKINGS REFER TO M-SERIES  
PLANS & SECTIONS FOR DETAIL

SYMBOL KEY	
---	1-HOUR RATED WALL
---	2-HOUR RATED WALL
---	3-HOUR RATED WALL
---	TRAVEL DISTANCE
---	ATRIUM SEPARATION
OCCUPANCY	
---	OCCUPANCY LOAD FACTOR (PT/PSF)
AREA (FT <sup>2</sup> )	
---	OCCUPANT LOAD (PERSONS)

FLOOR 34		
AREA & OCCUPANT LOAD SUMMARY (PER 1004.1.2)		
	AREA (SF)	COUNT
MECHANICAL (F-2)	29,736	100

EXIT CAPACITY		
	INCHES	CAPACITY
EXIT A		
STAIR	67"	223
DOOR	44"	220
EXIT B		
STAIR	67"	223
DOOR	44"	220
TOTAL		440

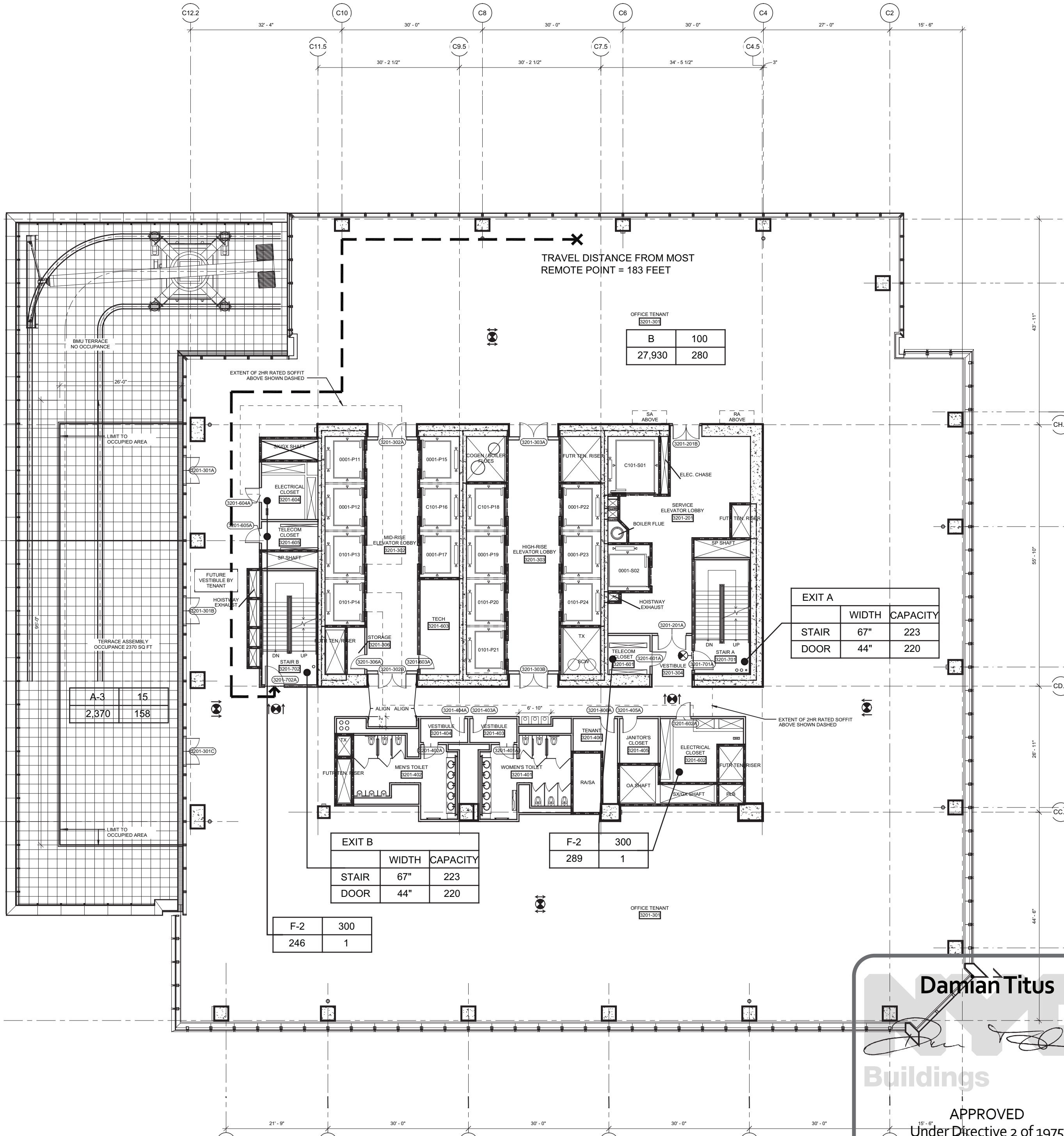


3 Floor 34 - Mechanical  
SCALE: 1/16"=1'-0"

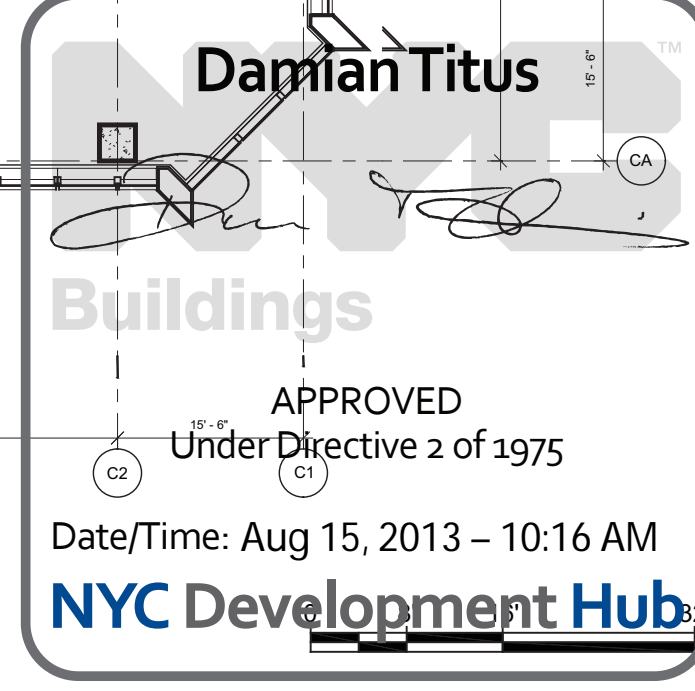
FLOOR 32		
AREA & OCCUPANT LOAD SUMMARY (PER 1004.1.2)		
	AREA (SF)	COUNT
BUSINESS (B)	27,930	280
ASSEMBLY (A-3)	2,370	158
TOTAL	30,300	438

EXIT CAPACITY		
	INCHES	CAPACITY
EXIT A		
STAIR	67"	223
DOOR	44"	220
EXIT B		
STAIR	67"	223
DOOR	44"	220
TOTAL		440

PLUMBING FIXTURE COUNT SUMMARY			
	WC	UR	LAV
MEN	3	3	5
WOMEN	6	-	5
DRINKING FOUNTAIN	3		

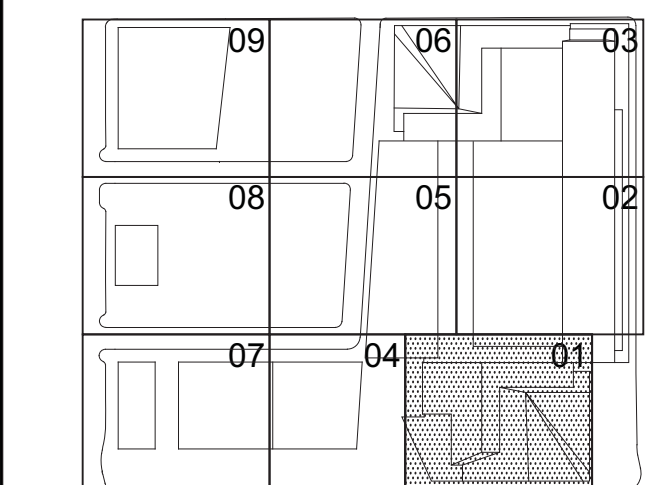


1 Floor 32 - Mid-Rise Office & Terrace  
SCALE: 1/16"=1'-0"



1 D.O.B. BUILDING PERMIT FILING 03/22/2013  
Date Date

Any Plan



HYE-TC-EG-3201

LIFE SAFETY  
FLOOR PLANS 32-34M

Project Name  
EG-3201  
Drawing Title  
EG-116.00





Client  
Related Companies  
60 Columbus Circle  
New York, NY 10023  
Tel: 212.801.1000 Fax: 212.801.1048

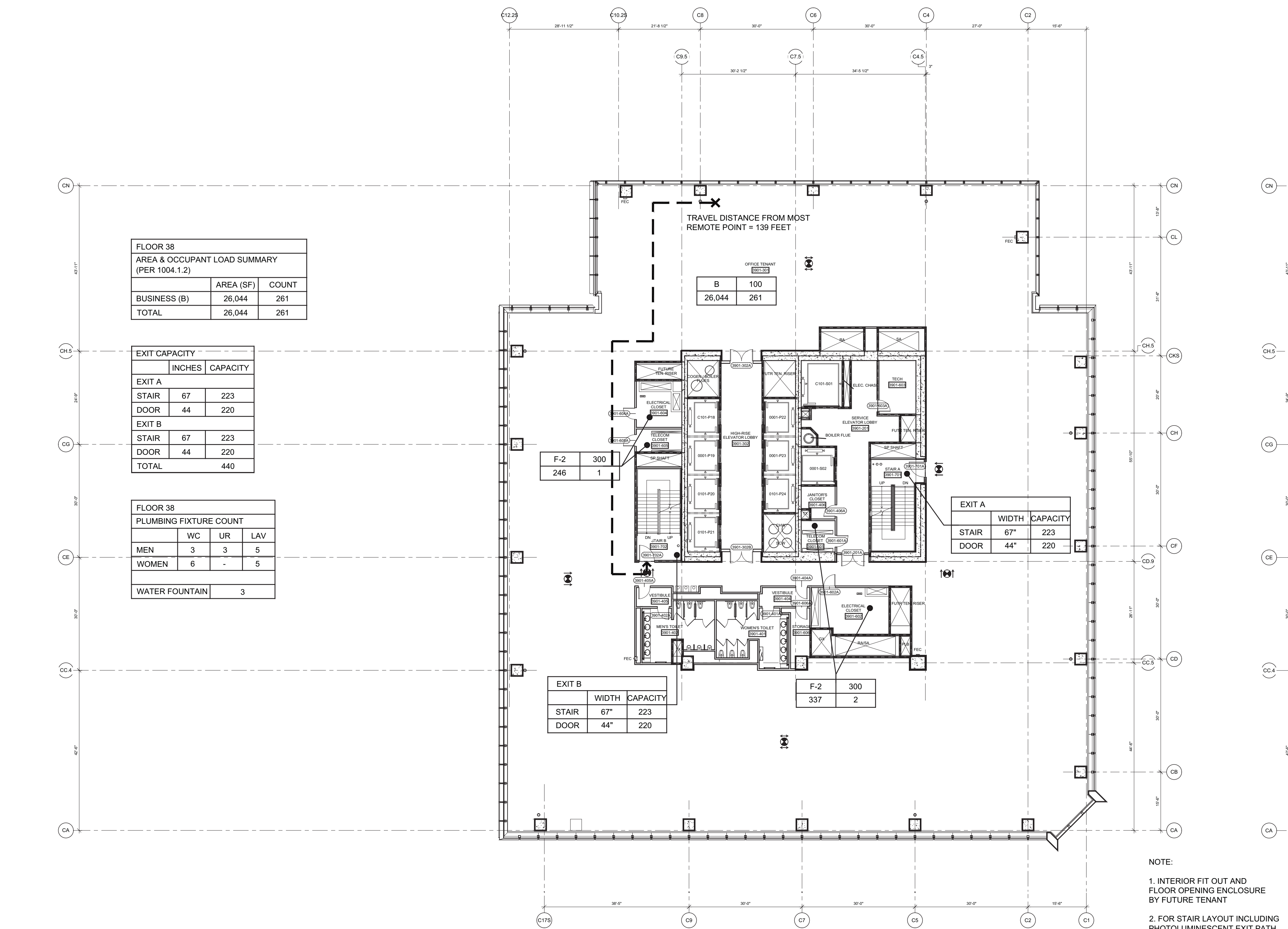
Oxford Properties Group  
320 Park Avenue, 17th Floor  
New York, NY 10022  
Tel: 212.866.7514 Fax: 212.986.7510

Construction Manager  
Fishman Construction Corporation  
100 Park Avenue, 5th Floor  
New York, NY 10017  
Tel: 212.708.5000

Architect  
Kohn Pedersen Fox Associates PC  
Architects & Planning Consultants  
11 West 42nd Street  
New York, NY 10036  
Tel: 212.977.6500 Fax: 917.661.7801

Structural Engineer  
Thornton Tomasetti, Inc.  
51 Madison Avenue  
New York, NY 10010  
Tel: 917.661.7800 Fax: 917.661.7801

Mechanical, Electrical, Plumbing, Fire Protection  
Jaros Baum & Bolles Consulting Engineers  
80 Pine Street  
New York, NY 10013  
Tel: 212.530.9300 Fax: 212.269.5894



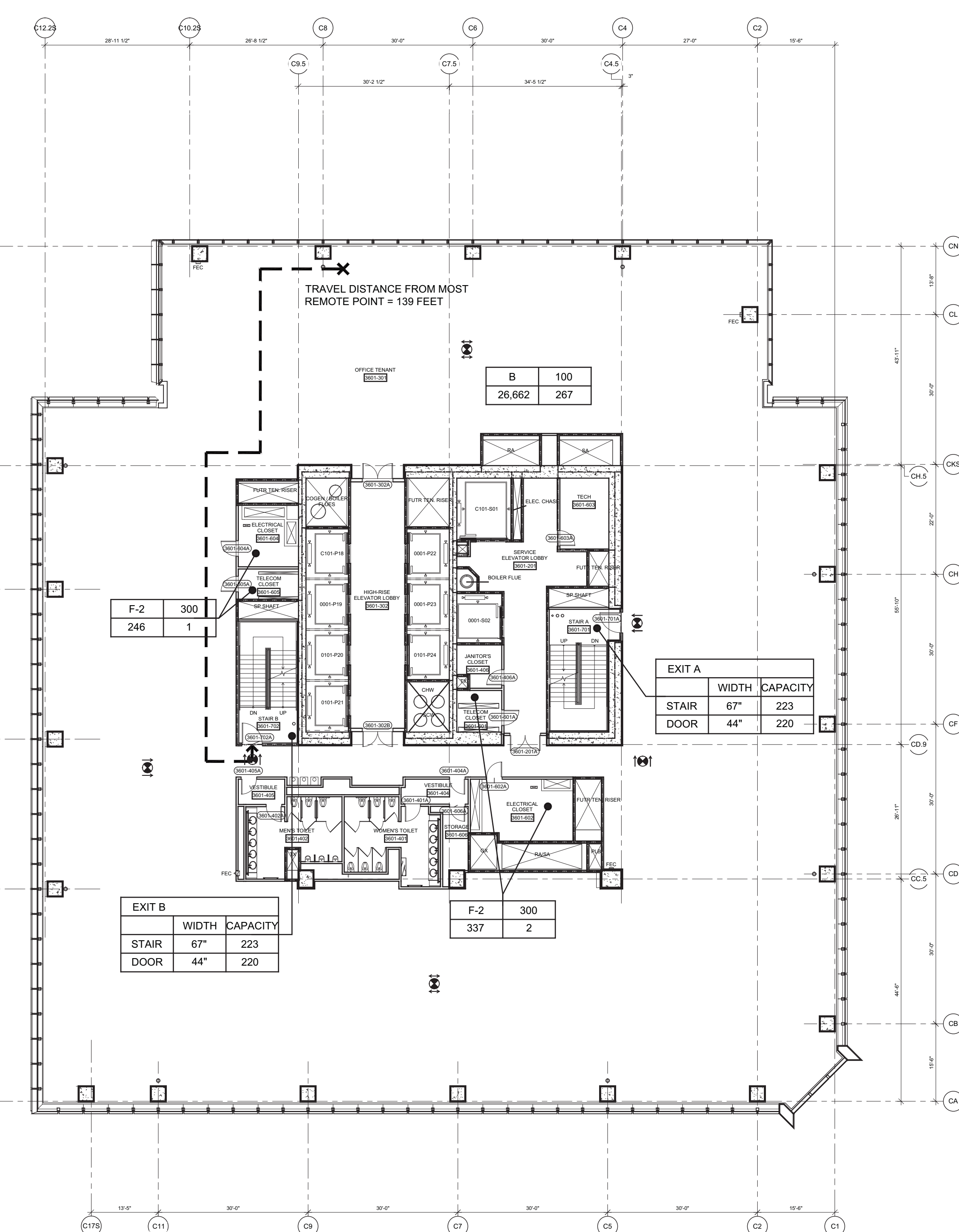
4 Floor 38 - High-Rise Office  
SCALE: 1/16"=1'-0"

SYMBOL KEY	
---	1-HOUR RATED WALL
---	2-HOUR RATED WALL
---	3-HOUR RATED WALL
---	TRAVEL DISTANCE
---	ATRIUM SEPARATION
---	OCCUPANCY
---	OCCUPANCY LOAD FACTOR (F/PERS)
---	AREA (FT <sup>2</sup> )
---	OCCUPANT LOAD (PERSONS)

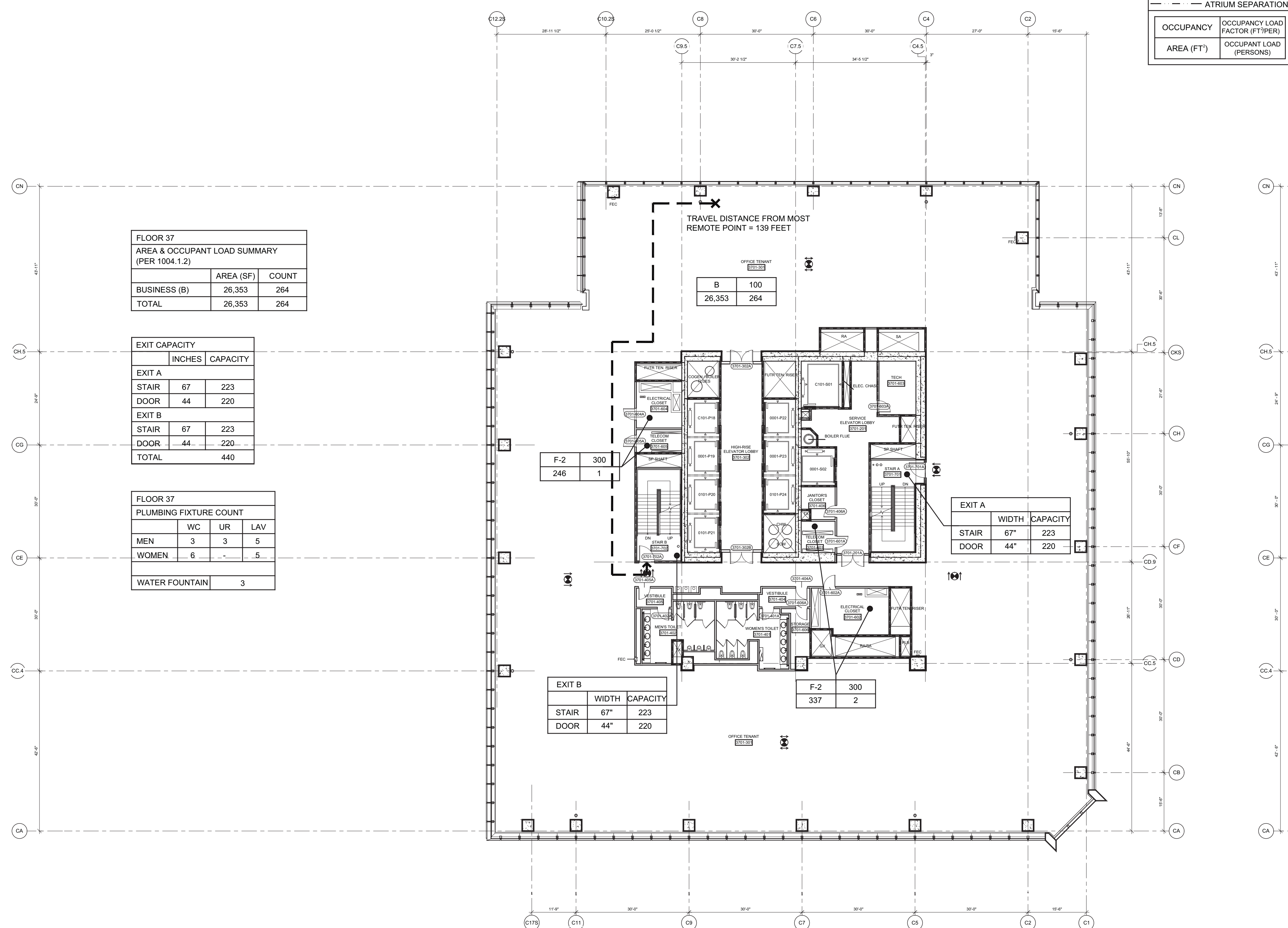
FLOOR 36 AREA & OCCUPANT LOAD SUMMARY (PER 1004.1.2)		
BUSINESS (B)	AREA (SF)	COUNT
TOTAL	26,662	267

EXIT CAPACITY	
INCHES	CAPACITY
EXIT A	
STAIR	67 223
DOOR	44 220
EXIT B	
STAIR	67 223
DOOR	44 220
TOTAL	440

FLOOR 36 PLUMBING FIXTURE COUNT			
	WC	UR	LAV
MEN	3	3	5
WOMEN	6	-	5
WATER FOUNTAIN	3		



2 Floor 36 - High-Rise Office  
SCALE: 1/16"=1'-0"

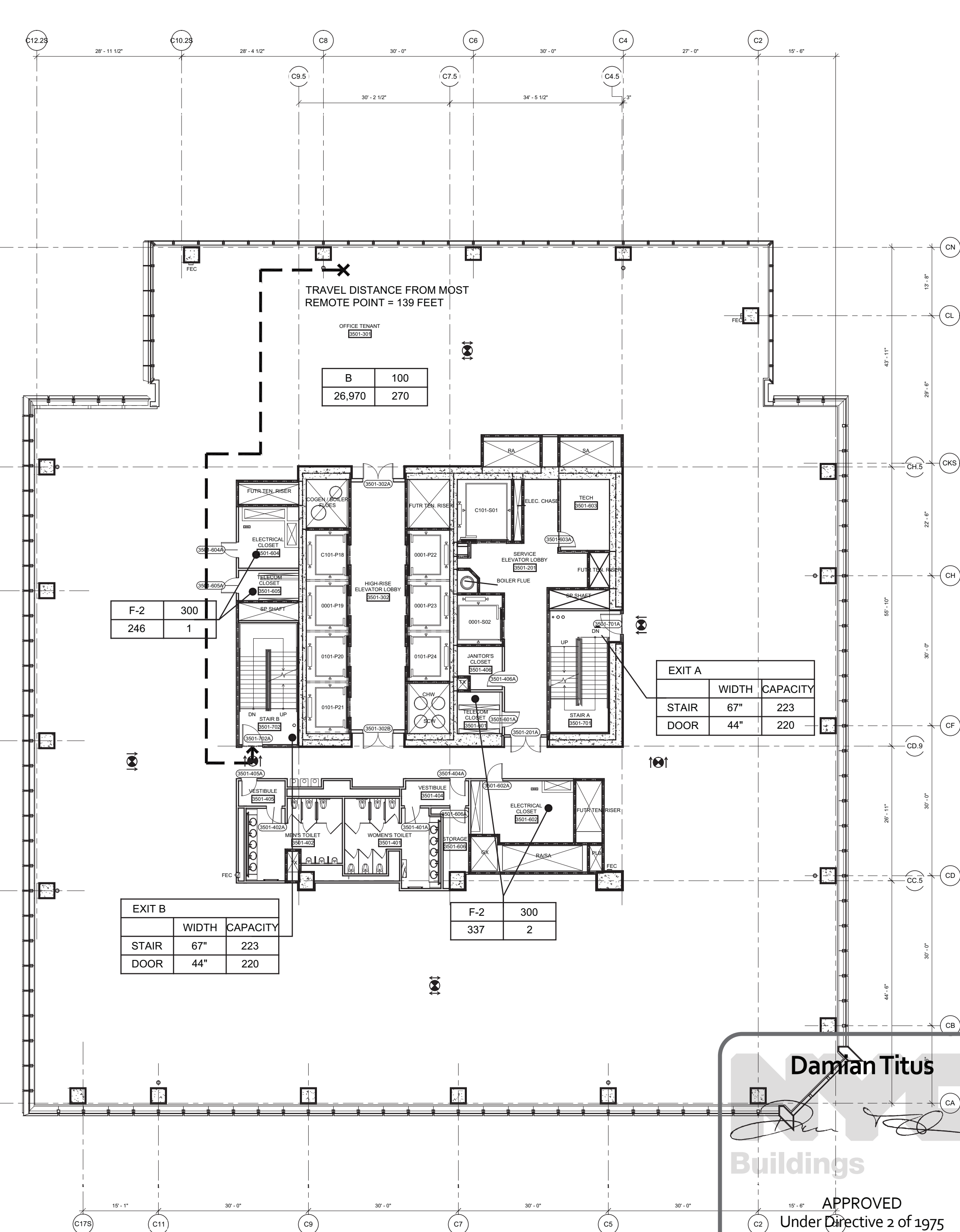


3 Floor 37 - High-Rise Office  
SCALE: 1/16"=1'-0"

FLOOR 35 AREA & OCCUPANT LOAD SUMMARY (PER 1004.1.2)		
BUSINESS (B)	AREA (SF)	COUNT
TOTAL	26,970	270

EXIT CAPACITY	
INCHES	CAPACITY
EXIT A	
STAIR	67 223
DOOR	44 220
EXIT B	
STAIR	67 223
DOOR	44 220
TOTAL	440

FLOOR 35 PLUMBING FIXTURE COUNT			
	WC	UR	LAV
MEN	3	3	5
WOMEN	6	-	5
WATER FOUNTAIN	3		

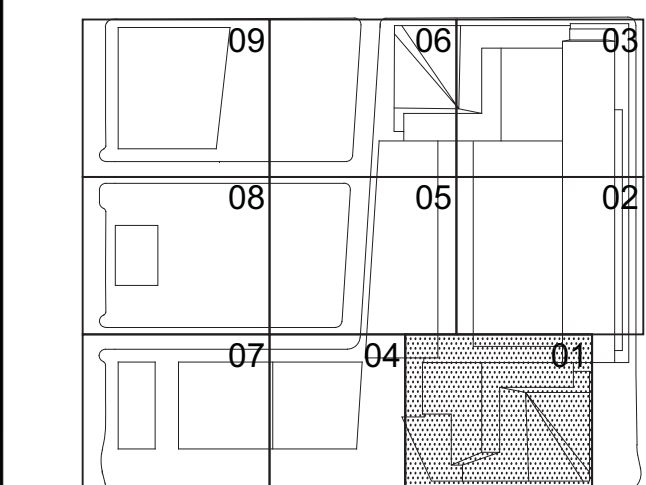


1 Floor 35 - High-Rise Office  
SCALE: 1/16"=1'-0"

**Darman Titus**  
Buildings  
APPROVED  
Under Directive 2 of 1975  
Date/Time: Aug 15, 2013 - 10:16 AM  
NYC Development Hub

1 D.O.B. BUILDING PERMIT FILING 03/22/2013  
Date Date

Any Plan



Date: 03/22/2013  
Project No: 1776.10  
Drawn By: [Signature]  
Sheet Number: [Signature]  
Drawing Title: HYE-TC-EG-3501

LIFE SAFETY  
FLOOR PLANS 35-38

Drawing Number:  
EG-3501  
NYC Development Hub  
EG-117.00





Client  
Related Companies  
60 Columbus Circle  
New York, NY 10023  
Tel: 212.801.1000 Fax: 212.801.1048

Oxford Properties Group  
320 Park Avenue, 17th Floor  
New York, NY 10022  
Tel: 212.866.7514 Fax: 212.986.7510

Construction Manager  
Fishman Construction Corporation  
100 Park Avenue, 5th Floor  
New York, NY 10017  
Tel: 212.708.5000

Architect  
Kohn Pedersen Fox Associates PC  
Architects & Planning Consultants  
11 West 42nd Street  
New York, NY 10036  
Tel: 212.977.6500 Fax: 212.956.2526

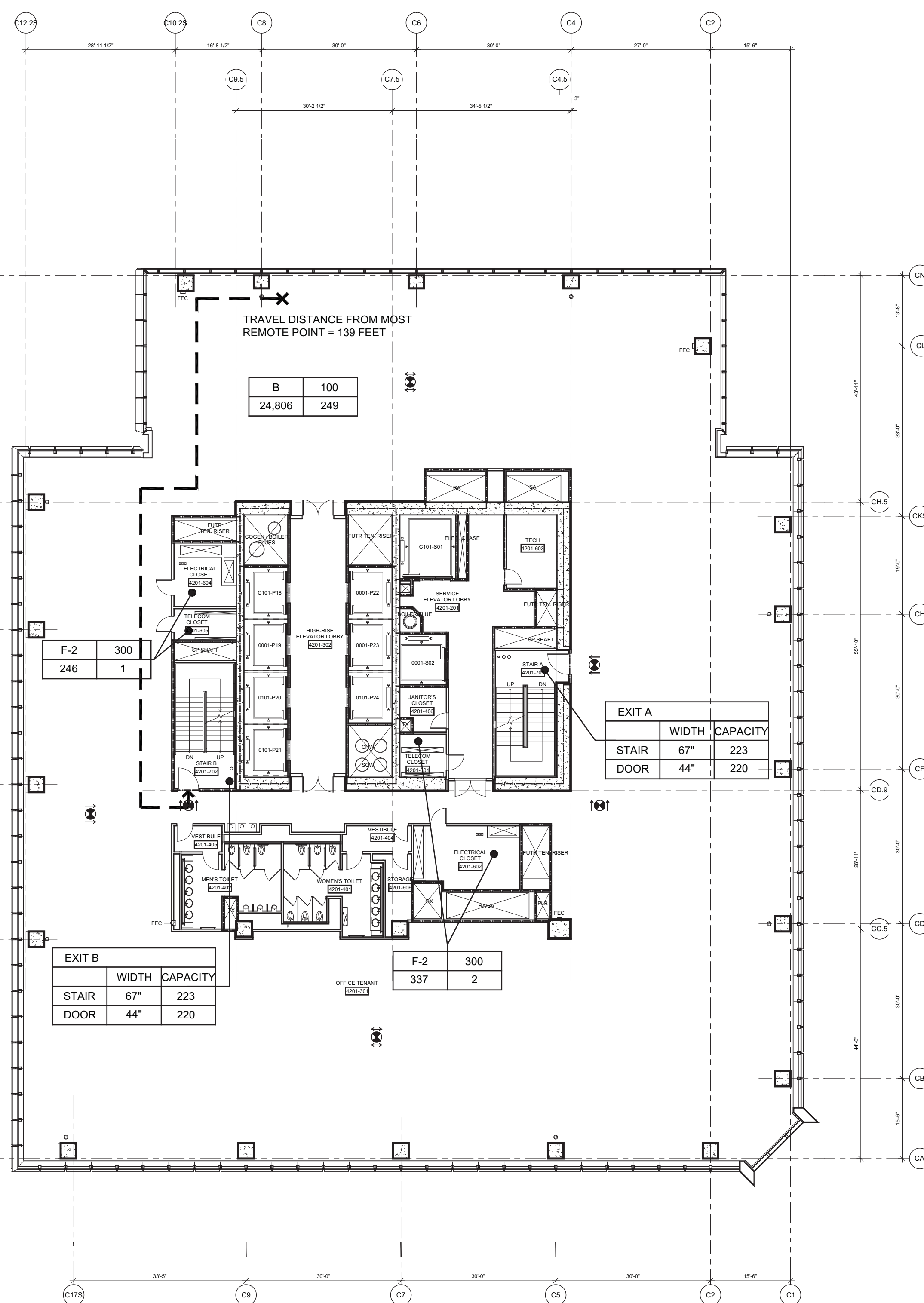
Structural Engineer  
Thornton Tomasetti, Inc.  
51 Madison Avenue  
New York, NY 10010  
Tel: 917.661.7800 Fax: 917.661.7801

Mechanical, Electrical, Plumbing, Fire Protection  
Jaro Baum & Bolles Consulting Engineers  
80 Pine Street  
New York, NY 10013  
Tel: 212.530.9300 Fax: 212.269.5894

FLOOR 42 AREA & OCCUPANT LOAD SUMMARY (PER 1004.1.2)		
	AREA (SF)	COUNT
BUSINESS (B)	24,806	249
TOTAL	24,806	249

EXIT CAPACITY		
EXIT	INCHES	CAPACITY
EXIT A		
STAIR	67"	223
DOOR	44"	220
EXIT B		
STAIR	67"	223
DOOR	44"	220
TOTAL		440

FLOOR 42 PLUMBING FIXTURE COUNT			
	WC	UR	LAV
MEN	3	3	5
WOMEN	6	-	5
WATER FOUNTAIN	3		

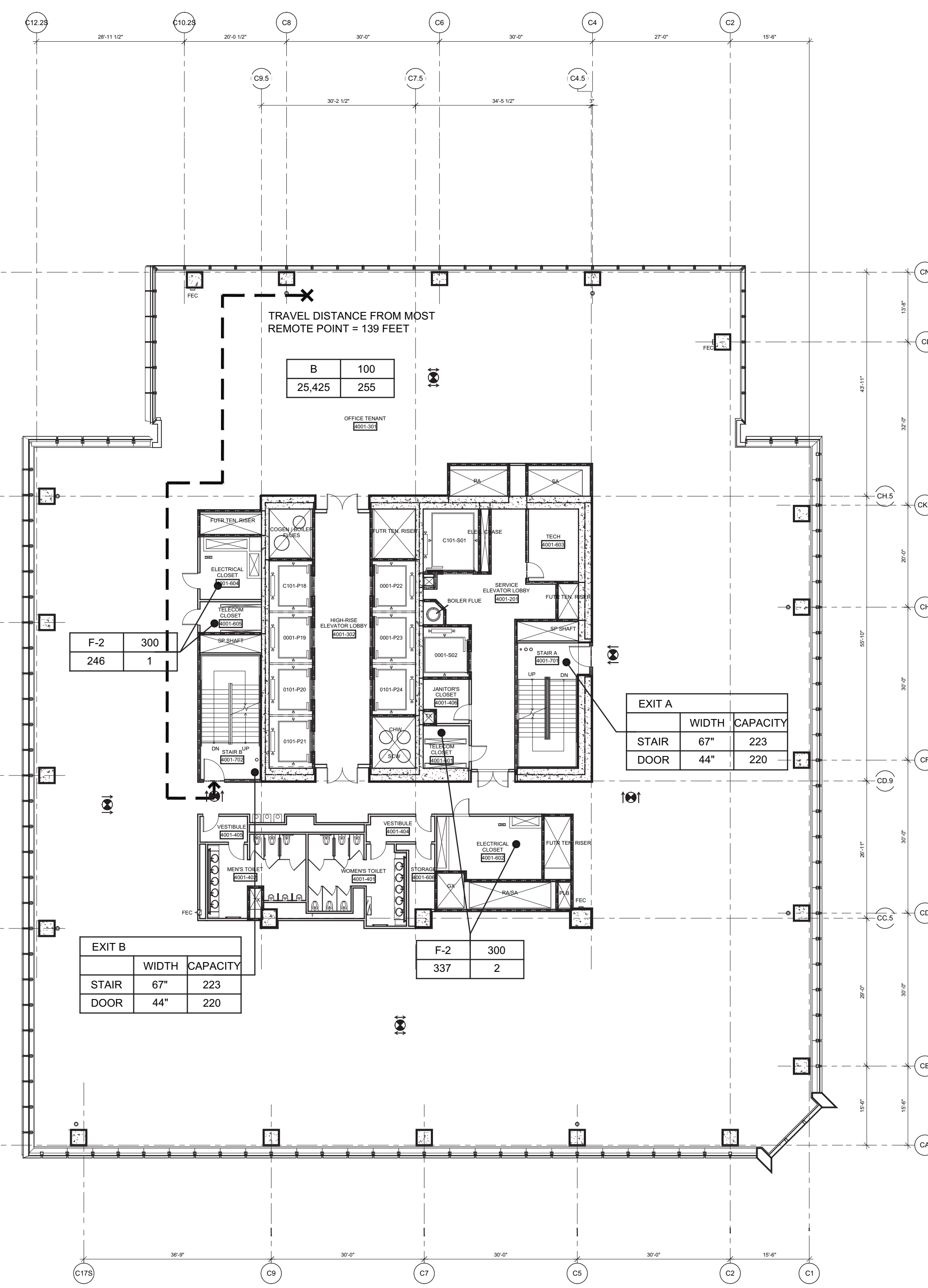


4 Floor 42 - High-Rise Office  
SCALE: 1/16"=1'-0"

FLOOR 40 AREA & OCCUPANT LOAD SUMMARY (PER 1004.1.2)		
	AREA (SF)	COUNT
BUSINESS (B)	25,425	255
TOTAL	25,425	255

EXIT CAPACITY		
EXIT	INCHES	CAPACITY
EXIT A		
STAIR	67"	223
DOOR	44"	220
EXIT B		
STAIR	67"	223
DOOR	44"	220
TOTAL		440

FLOOR 40 PLUMBING FIXTURE COUNT			
	WC	UR	LAV
MEN	3	3	5
WOMEN	6	-	5
WATER FOUNTAIN	3		



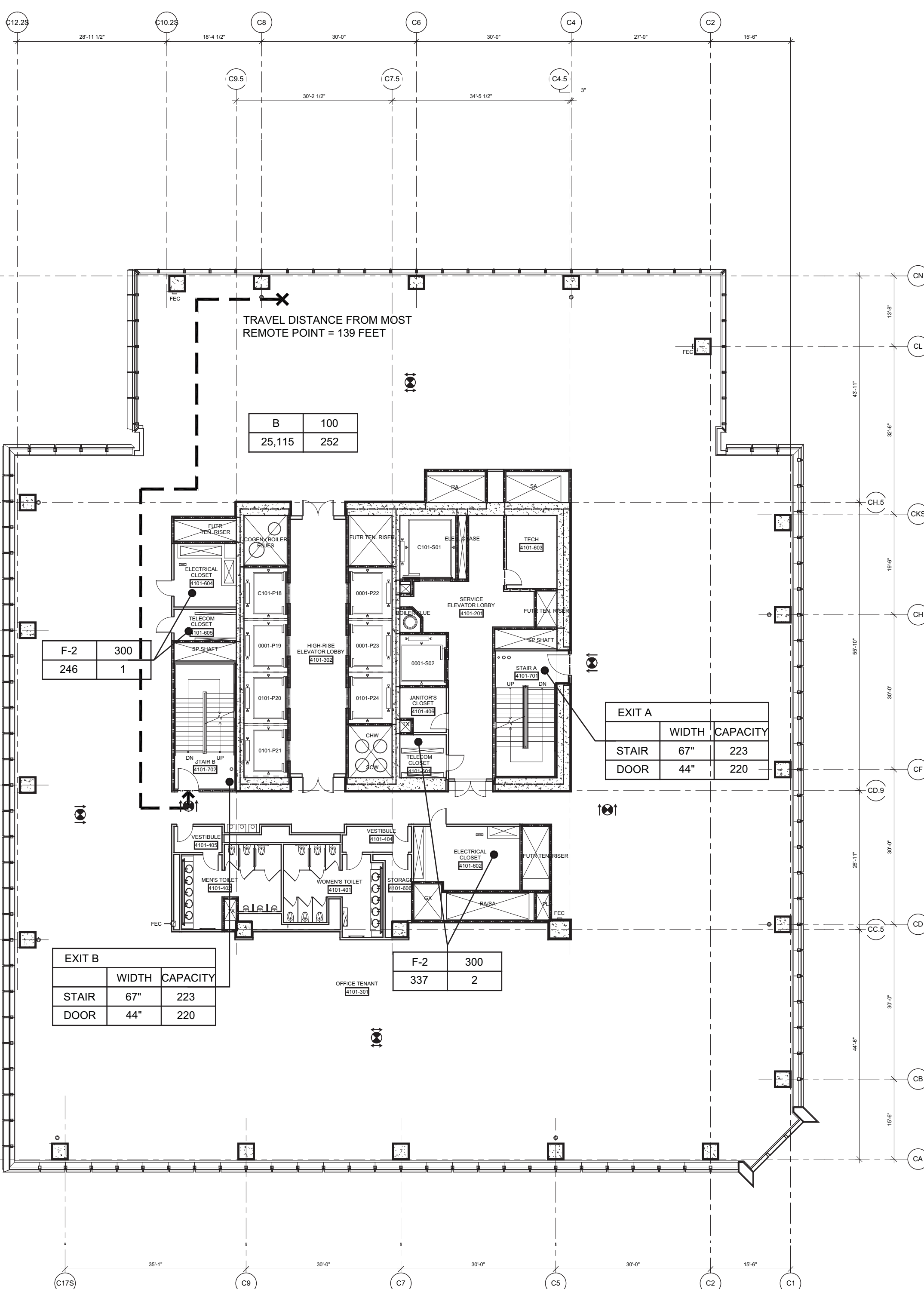
2 Floor 40 - High-Rise Office  
SCALE: 1/16"=1'-0"

SYMBOL KEY	
---	1-HOUR RATED WALL
---	2-HOUR RATED WALL
---	3-HOUR RATED WALL
---	TRAVEL DISTANCE
---	ATRIUM SEPARATION
---	OCCUPANCY LOAD FACTOR (F/T/PER)
---	AREA (FT <sup>2</sup> )
---	OCCUPANT LOAD (PERSONS)

FLOOR 41 AREA & OCCUPANT LOAD SUMMARY (PER 1004.1.2)		
	AREA (SF)	COUNT
BUSINESS (B)	25,115	252
TOTAL	25,115	252

EXIT CAPACITY		
EXIT	INCHES	CAPACITY
EXIT A		
STAIR	67"	223
DOOR	44"	220
EXIT B		
STAIR	67"	223
DOOR	44"	220
TOTAL		440

FLOOR 41 PLUMBING FIXTURE COUNT			
	WC	UR	LAV
MEN	3	3	5
WOMEN	6	-	5
WATER FOUNTAIN	3		

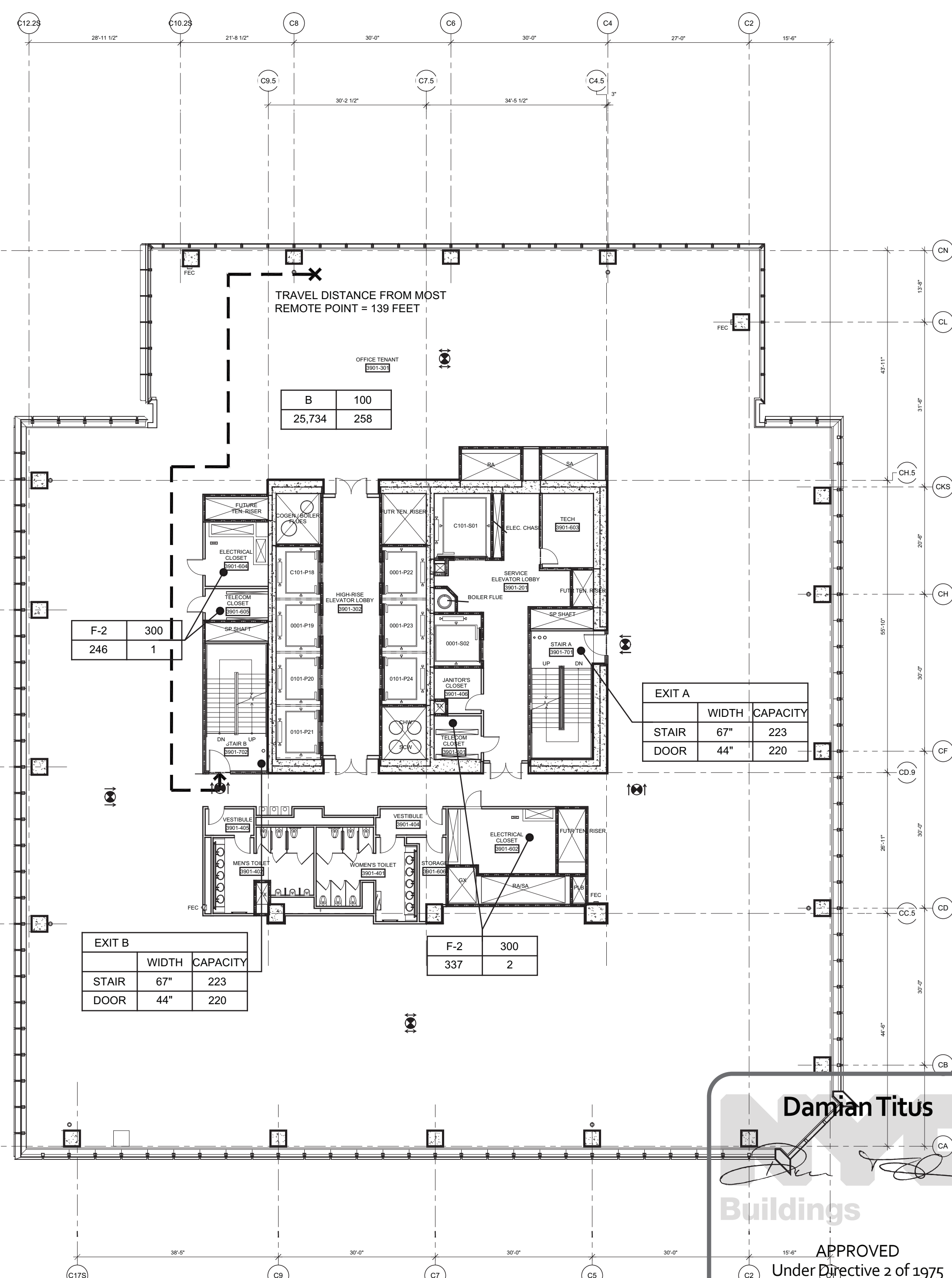


3 Floor 41 - High-Rise Office  
SCALE: 1/16"=1'-0"

FLOOR 39 AREA & OCCUPANT LOAD SUMMARY (PER 1004.1.2)		
	AREA (SF)	COUNT
BUSINESS (B)	25,734	258
TOTAL	25,734	258

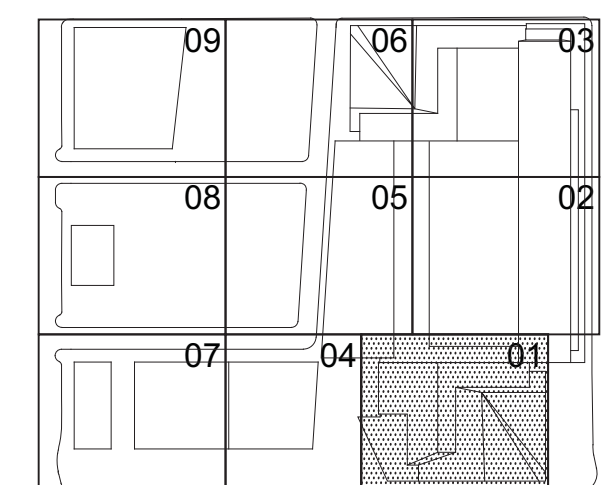
EXIT CAPACITY		
EXIT	INCHES	CAPACITY
EXIT A		
STAIR	67"	223
DOOR	44"	220
EXIT B		
STAIR	67"	223
DOOR	44"	220
TOTAL		440

FLOOR 39 PLUMBING FIXTURE COUNT			
	WC	UR	LAV
MEN	3	3	5
WOMEN	6	-	5
WATER FOUNTAIN	3		



1 Floor 39 - High-Rise Office  
SCALE: 1/16"=1'-0"

**Damian Titus**  
Buildings  
APPROVED  
Under Directive 2 of 1975  
Date/Time: Aug 15, 2013 - 10:16 AM  
NYC Development Hub



Date: 03/22/2013  
Project No: 1776.10  
Drawn By: [Signature]  
Sheet Number: [Signature]  
HYE-TC-EG-3901  
Drawing Title

LIFE SAFETY  
FLOOR PLANS 39-42

Project Number: EG-3901  
SHEET 20 OF 23





Client  
Related Companies  
60 Columbus Circle  
New York, NY 10023  
Tel: 212.801.1000 Fax: 212.801.1048

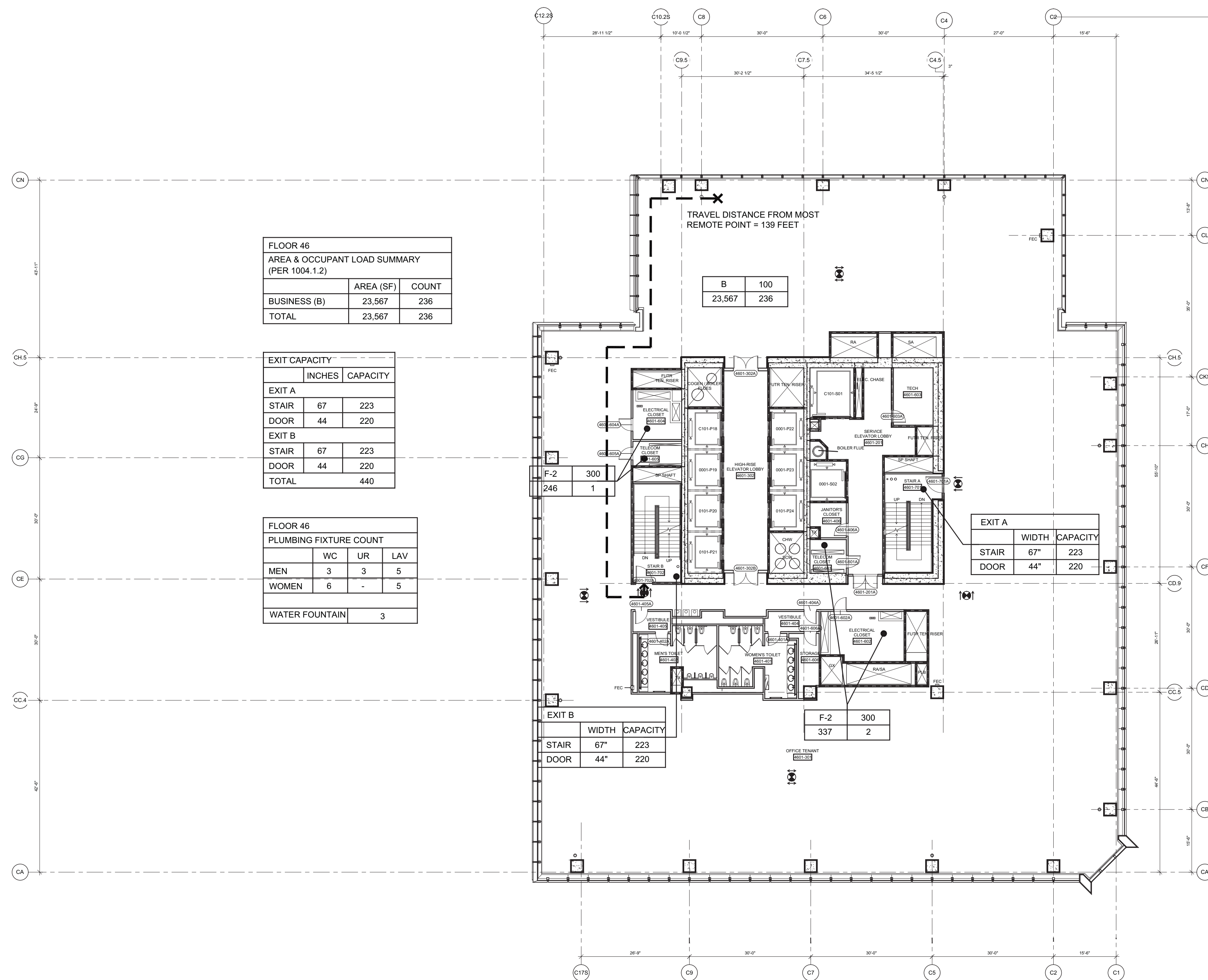
Oxford Properties Group  
320 Park Avenue, 17th Floor  
New York, NY 10022  
Tel: 212.986.7514 Fax: 212.986.7510

Construction Manager  
Fishman Construction Corporation  
100 Park Avenue, 5th Floor  
New York, NY 10017  
Tel: 212.708.5000

Architect  
Kohn Pedersen Fox Associates PC  
Architects & Planning Consultants  
11 West 42nd Street  
New York, NY 10036  
Tel: 212.977.6500 Fax: 212.956.2526

Structural Engineer  
Thornton Tomasetti, Inc.  
51 Madison Avenue  
New York, NY 10010  
Tel: 917.661.7800 Fax: 917.661.7801

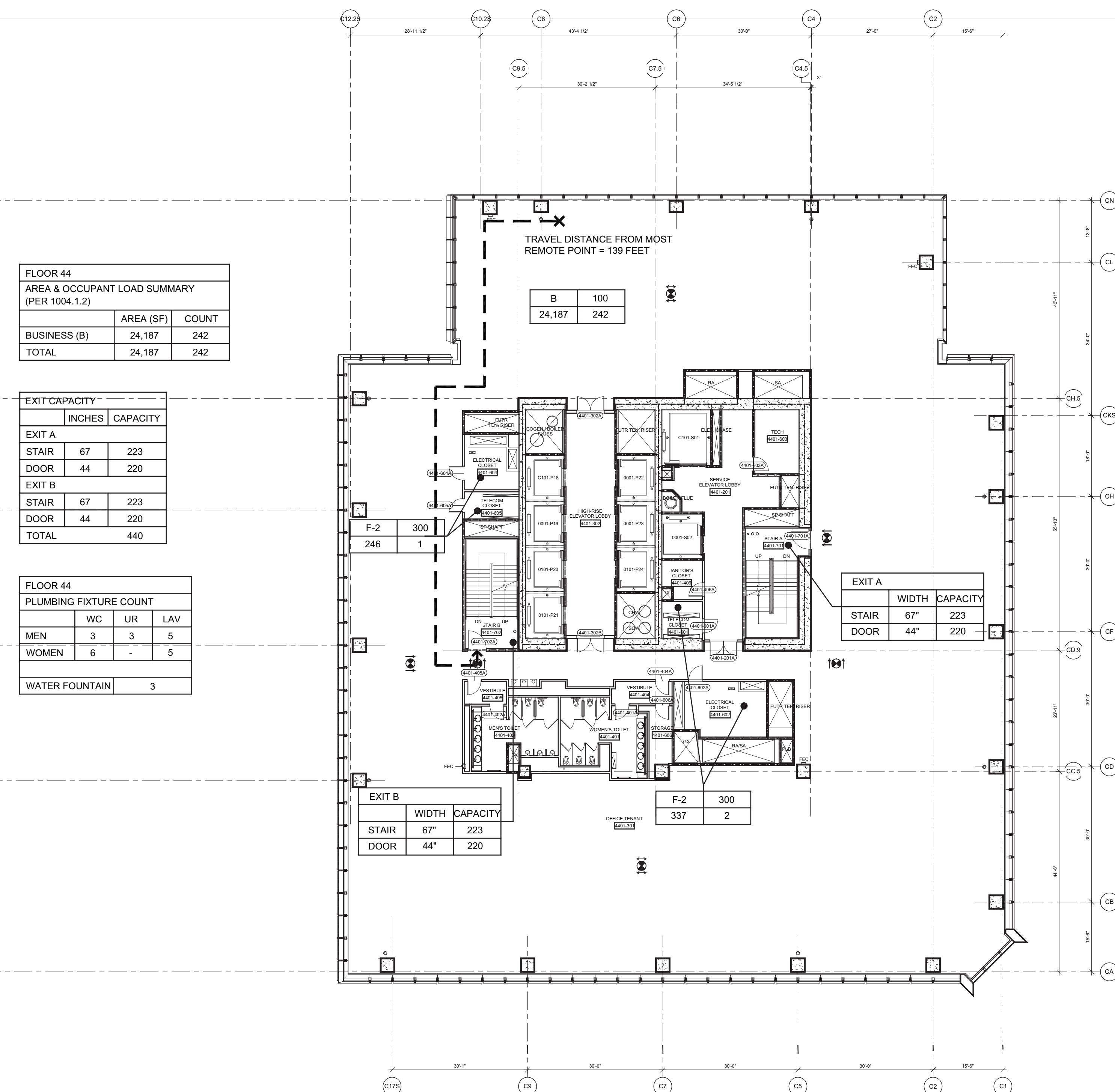
Mechanical, Electrical, Plumbing, Fire Protection  
Jaros Baum & Bolles Consulting Engineers  
80 Pine Street  
New York, NY 10013  
Tel: 212.530.9300 Fax: 212.269.5894



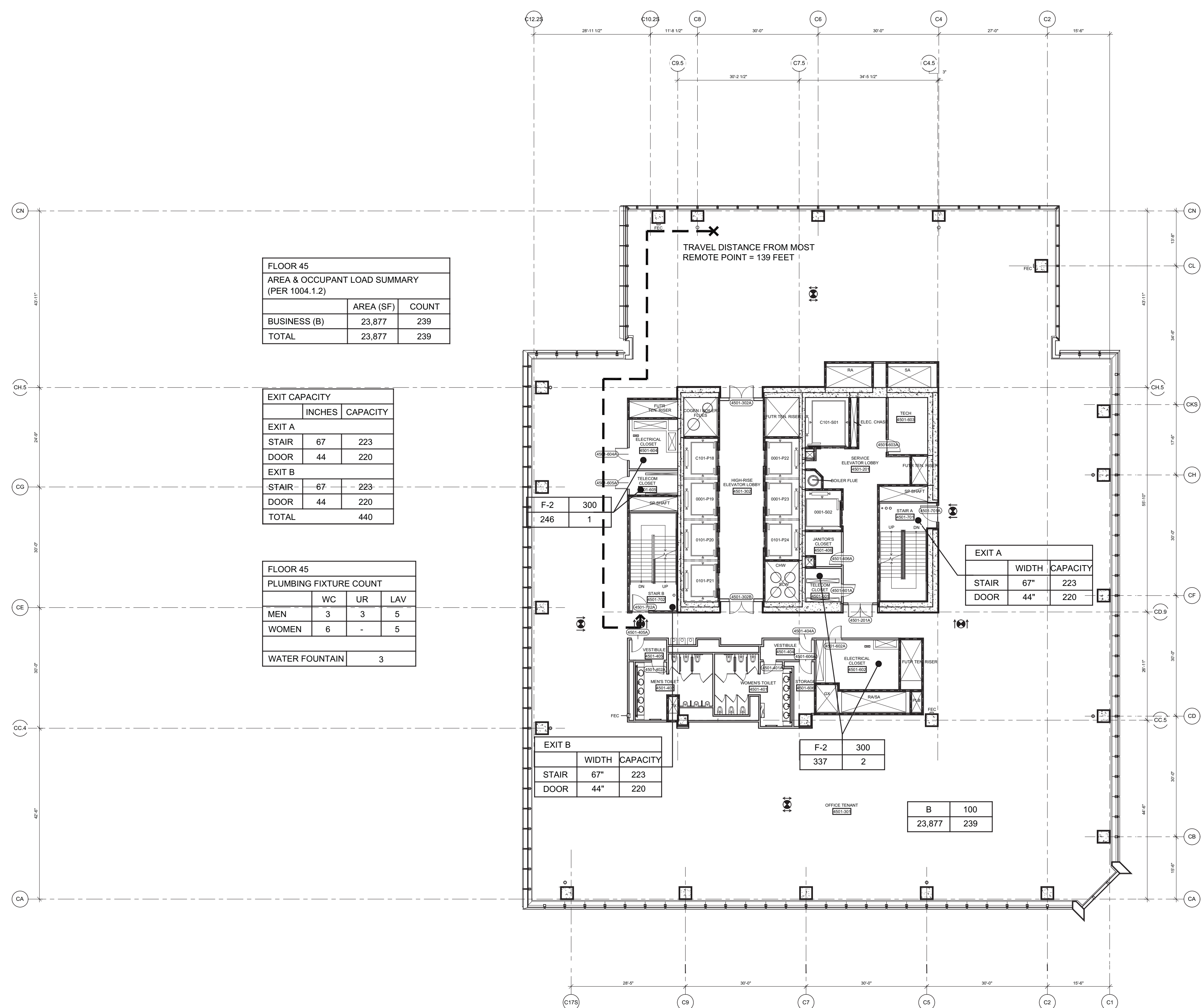
4 Floor 46 - High-Rise Office  
SCALE: 1/16"=1'-0"

NOTE:  
1. INTERIOR FIT OUT AND  
FLOOR OPENING ENCLOSURE  
BY FUTURE TENANT  
2. FOR STAIR LAYOUT INCLUDING  
PHOTOLUMINESCENT EXIT PATH  
MARKINGS REFER TO A4-SERIES  
PLANS & SECTIONS FOR DETAIL

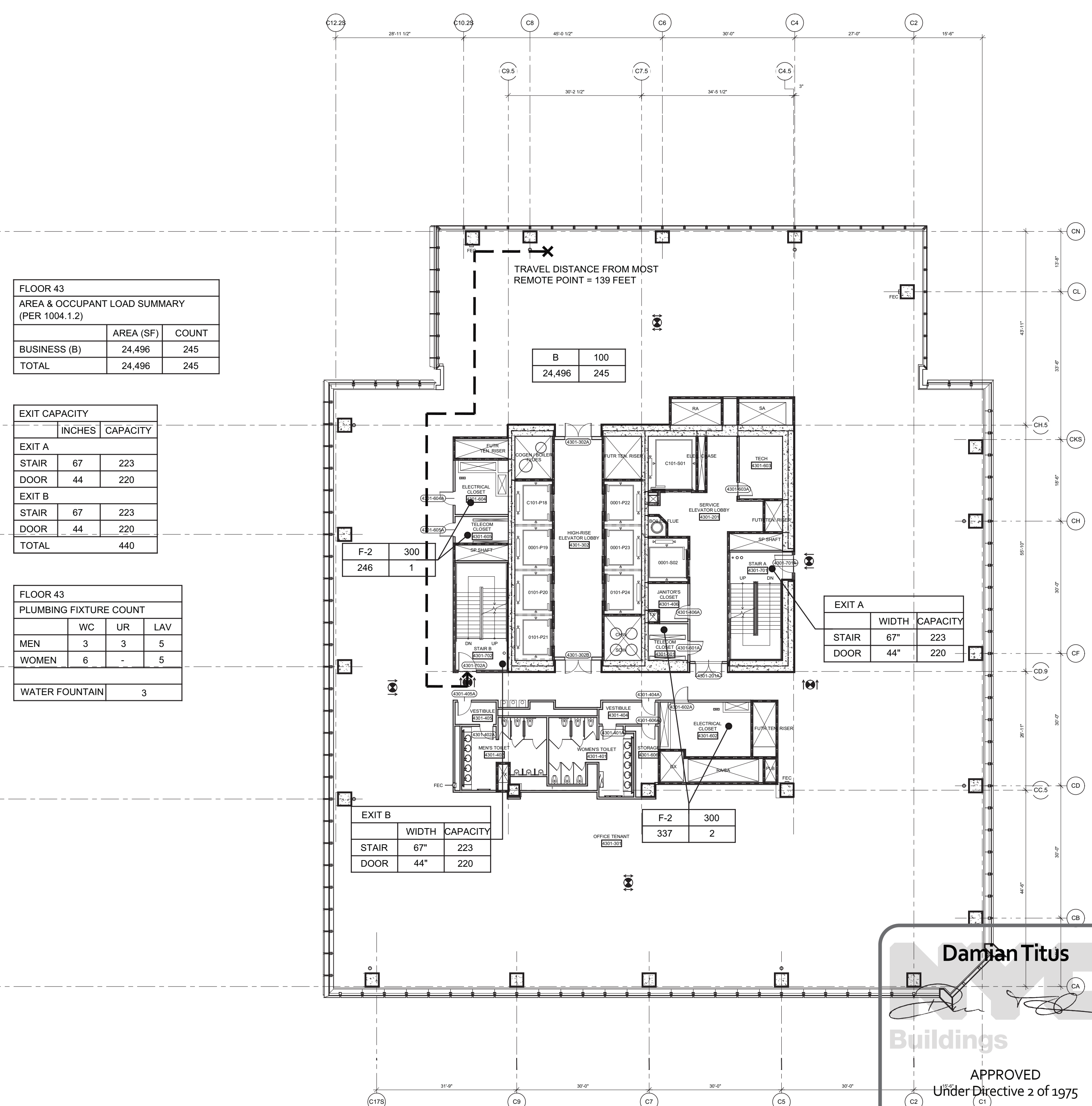
SYMBOL KEY	
	1-HOUR RATED WALL
	2-HOUR RATED WALL
	3-HOUR RATED WALL
	TRAVEL DISTANCE
	ATRIUM SEPARATION
	OCCUPANCY LOAD AREA (FT <sup>2</sup> )
	OCCUPANT LOAD AREA (FT <sup>2</sup> )



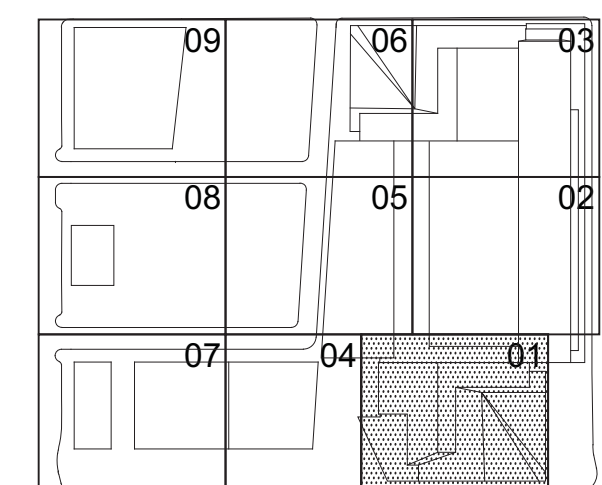
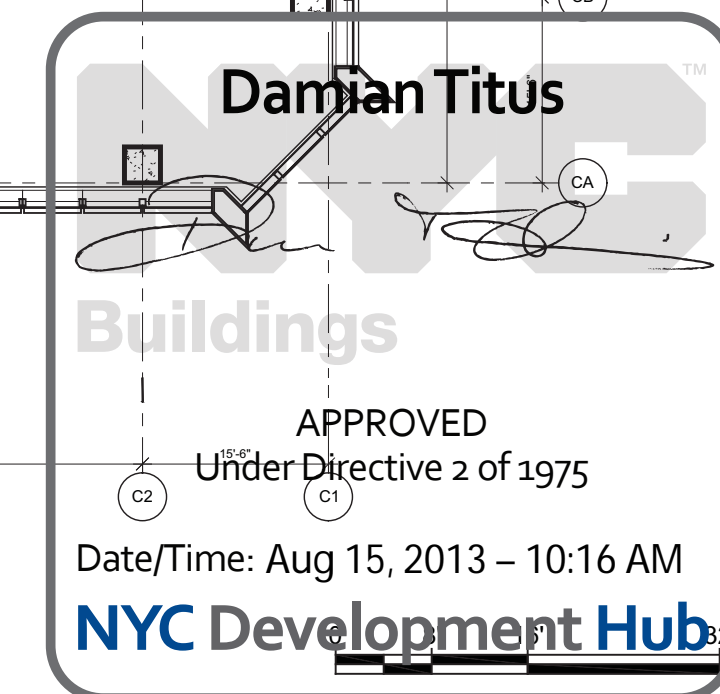
2 Floor 44 - High-Rise Office  
SCALE: 1/16"=1'-0"



3 Floor 45 - High-Rise Office  
SCALE: 1/16"=1'-0"



1 Floor 43 - High-Rise Office  
SCALE: 1/16"=1'-0"



HYE-TC-EG-4301

LIFE SAFETY  
FLOOR PLANS 43-46

Project Name:  
EG-4301  
Drawing Title:  
EG-119.00



4 Floor 49M - Service Elevator EMR  
SCALE: 1/16"=1'-0"

2 Floor 48 - Mechanical  
SCALE: 1/16"=1'-0"

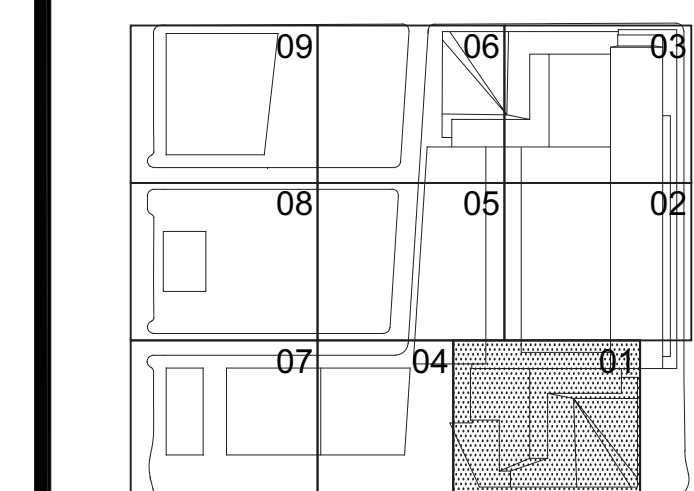
- NOTE:
1. INTERIOR FIT OUT AND FLOOR OPENING ENCLOSURE BY FUTURE TENANT
  2. FOR STAIR LAYOUT INCLUDING PHOTOLUMINESCENT EXIT PATH MARKINGS REFER TO A4-SERIES PLANS & SECTIONS FOR DETAIL

SYMBOL KEY	
----	1-HOUR RATED WALL
----	2-HOUR RATED WALL
----	3-HOUR RATED WALL
■	TRAVEL DISTANCE
---	ATRIUM SEPARATION

OCCUPANCY	OCCUPANCY LOAD FACTOR (F <sub>T</sub> /PERSON)
AREA (F <sup>2</sup> )	OCCUPANT LOAD (PERSONS)

3 Floor 49 - Mechanical  
SCALE: 1/16"=1'-0"

1 Floor 47 - High-Rise Office  
SCALE: 1/16"=1'-0"



Date	03/22/2013
Project No.	1776.10
Drawn By	

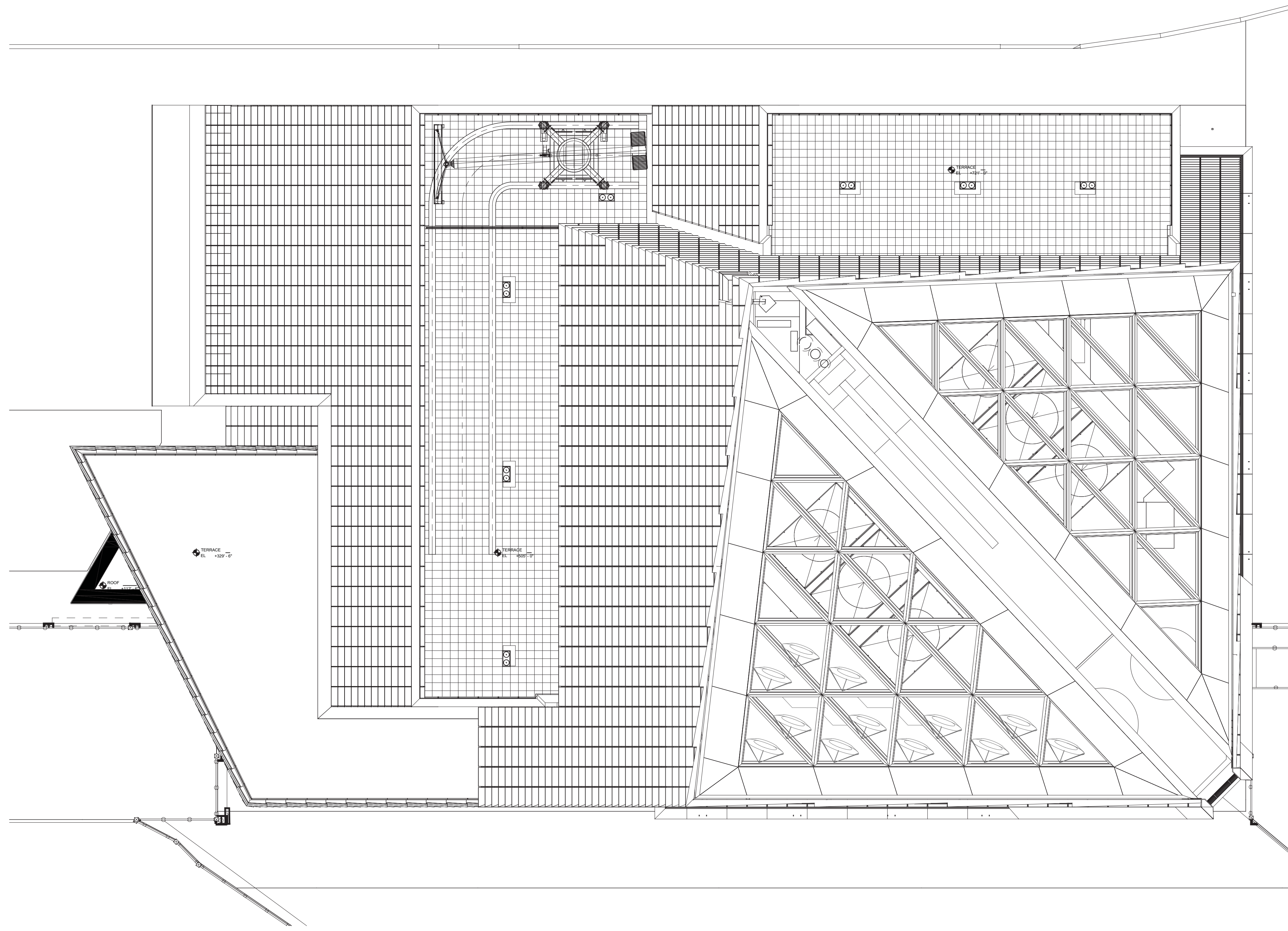
HYE-TC-EG-4701

LIFE SAFETY  
FLOOR PLANS 47-49Drawing Number  
EG-4701

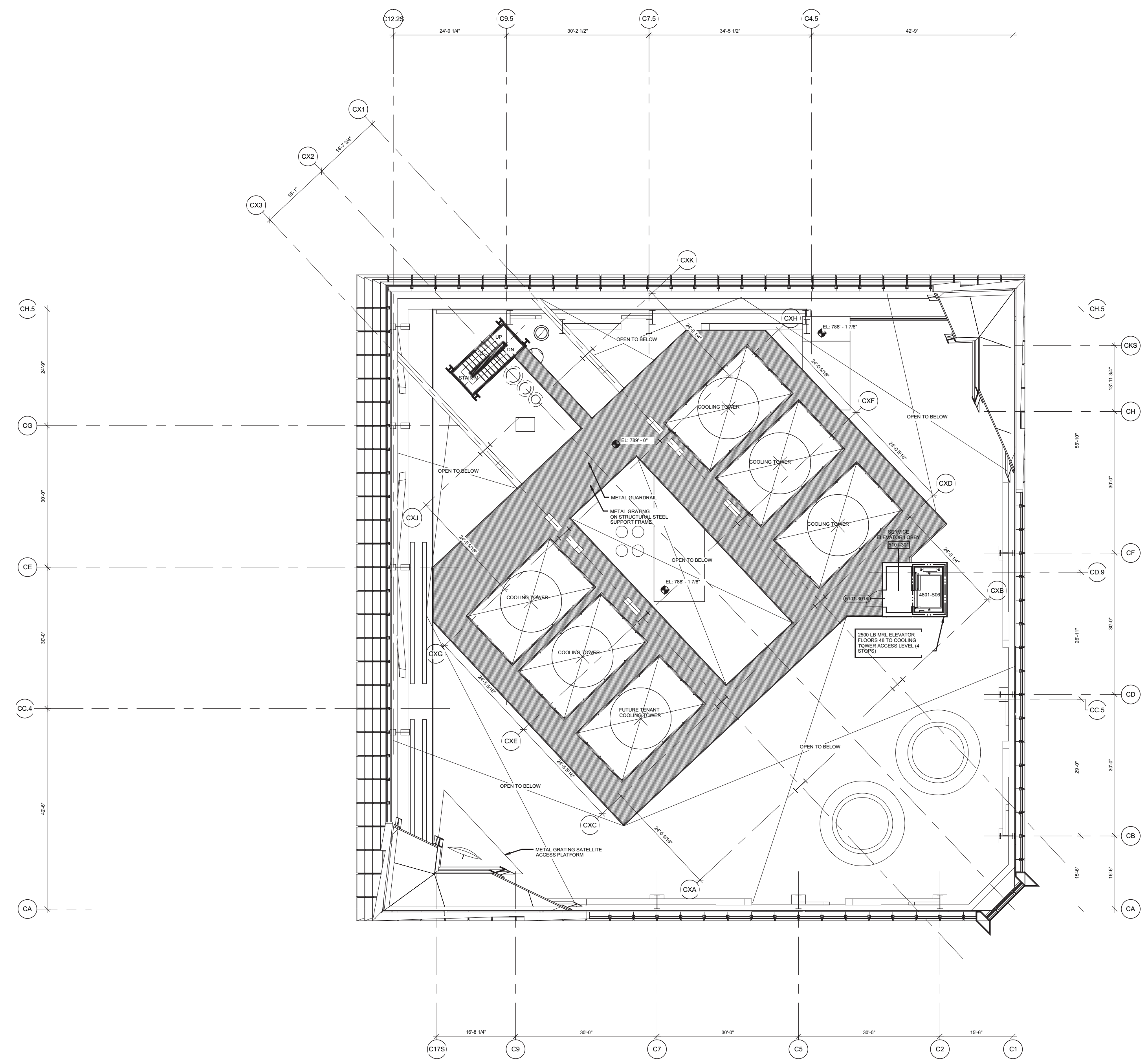
B-SCAN Drawing Method

EG-120.00

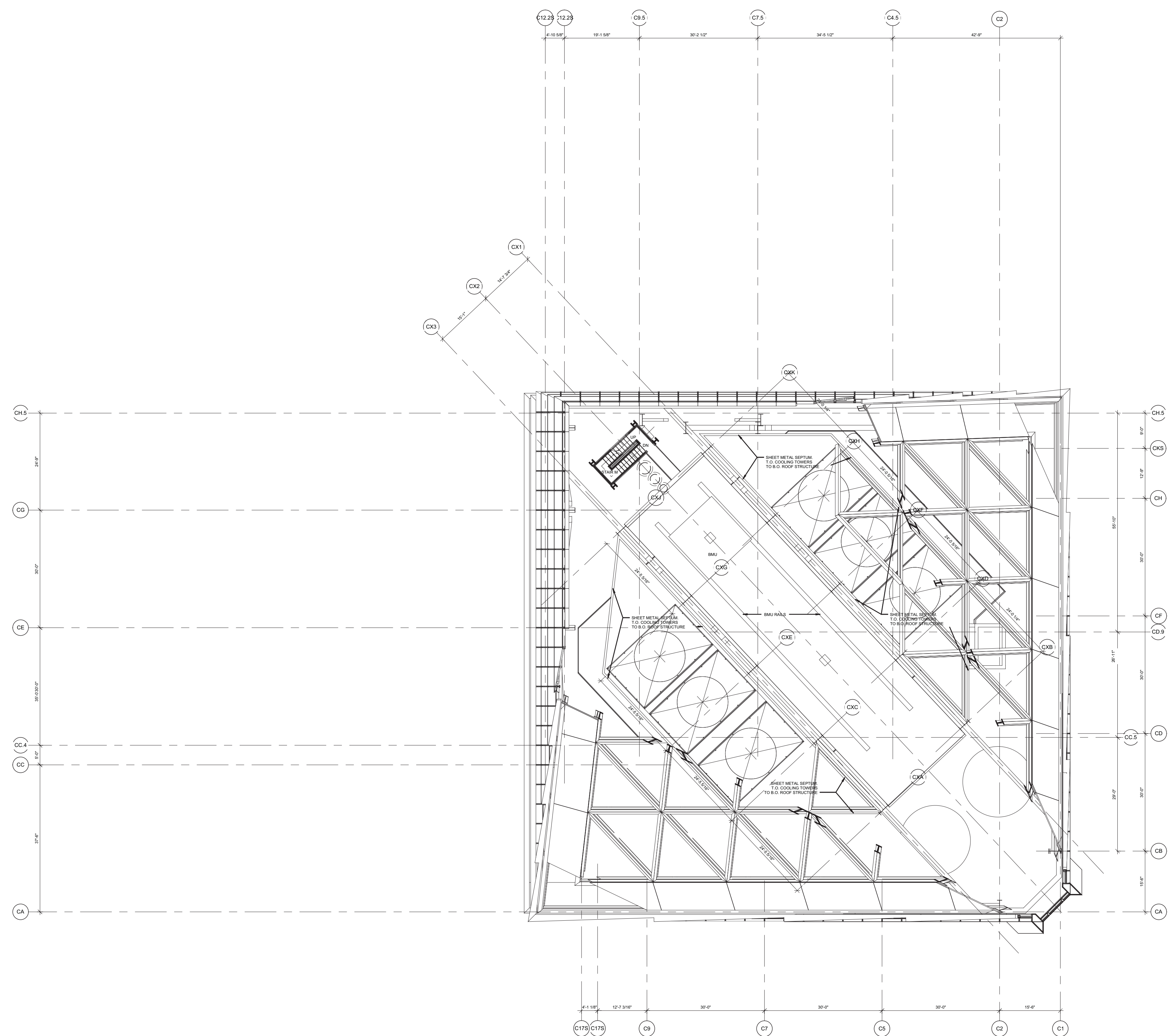




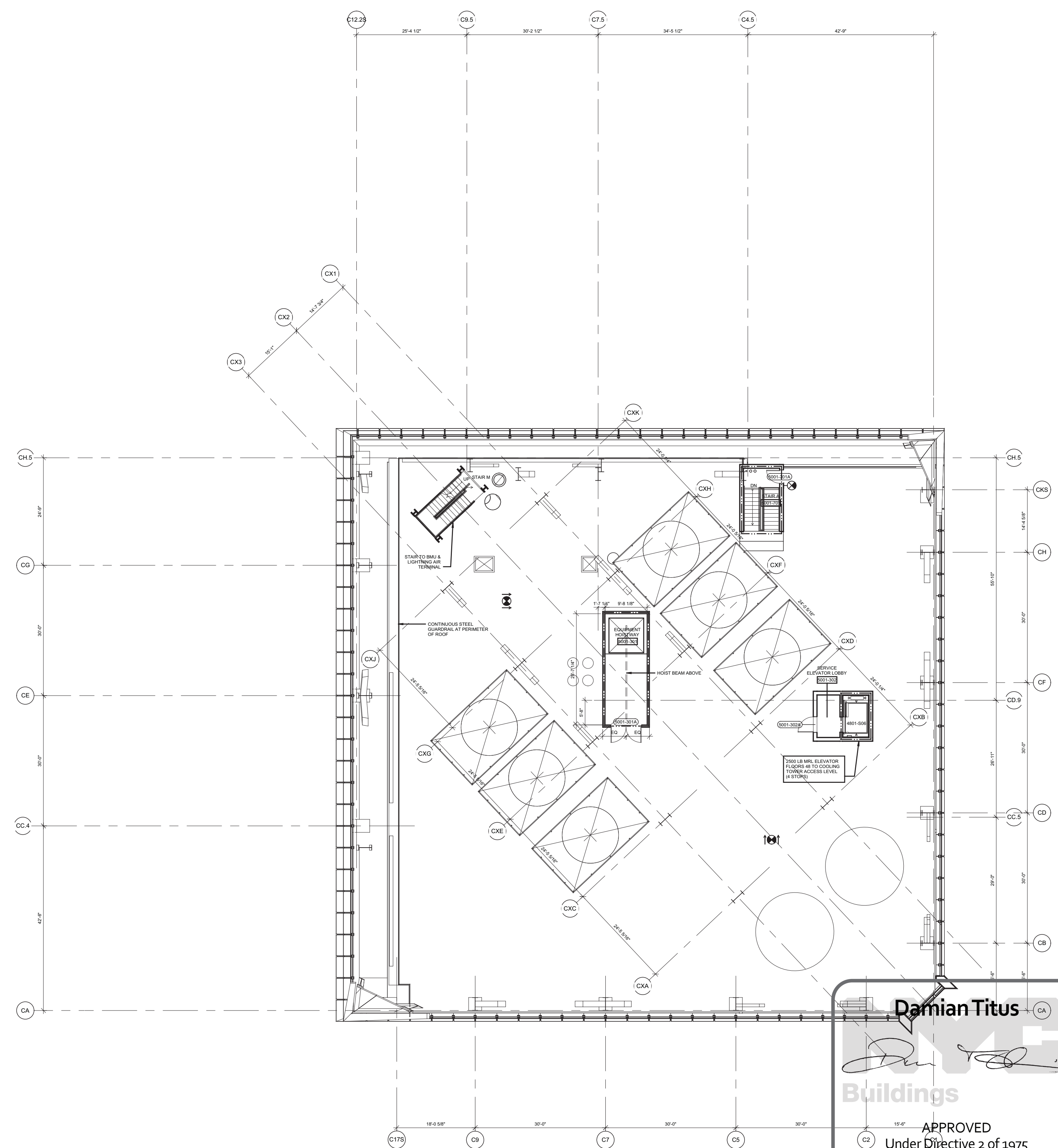
4 Roof Plan  
SCALE: 1/16"=1'-0"



2 Floor 50M - COOLING TOWER ACCESS  
SCALE: 1/16"=1'-0"



3 FLOOR 51 - BMU ACCESS  
SCALE: 1/16"=1'-0"




1 Floor 50 - ROOF  
SCALE: 1/16"=1'-0"



# HUDSON YARDS - TOWER C

Address  
501 WEST 30TH STREET  
NEW YORK, NY



Client  
Related Companies  
60 Columbus Circle  
New York, NY 10023  
Tel: 212.801.1000 Fax: 212.801.1048

Oxford Properties Group  
320 Park Avenue, 17th Floor  
New York, NY 10022  
Tel: 212.866.7514 Fax: 212.986.7510

Construction Manager  
Tishman Construction Corporation  
100 Park Avenue, 5th Floor  
New York, NY 10017  
Tel: 212.708.5000

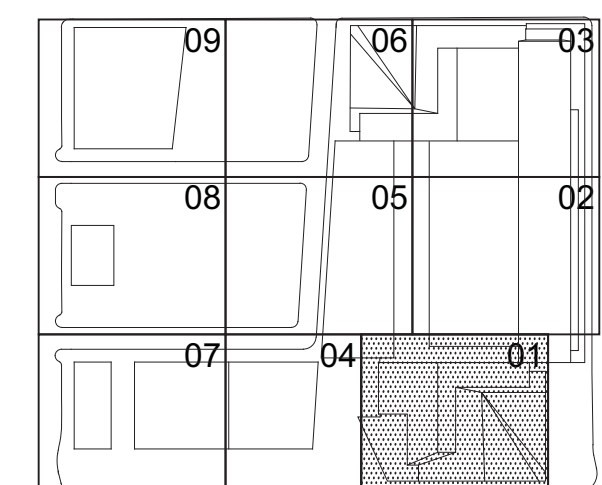
Architect  
Kohn Pedersen Fox Associates PC  
Architects & Planning Consultants  
11 West 42nd Street  
New York, NY 10036  
Tel: 212.977.6500 Fax: 212.956.2526

Structural Engineer  
Thornton Tomasetti, Inc.  
51 Madison Avenue  
New York, NY 10010  
Tel: 917.661.7800 Fax: 917.661.7801

Mechanical, Electrical, Plumbing, Fire Protection  
Jaros Baum & Bolles Consulting Engineers  
80 Pine Street  
New York, NY 10013  
Tel: 212.530.9300 Fax: 212.269.5894

1 D.O.B. BUILDING PERMIT FILING 03/22/2013  
Date Date

Any Plans



Date

03/22/2013

Project No.

1776.10

Sheet No.

HYE-TC-EG-5001

Drawing Title

LIFE SAFETY  
FLOOR PLANS 50-ROOF

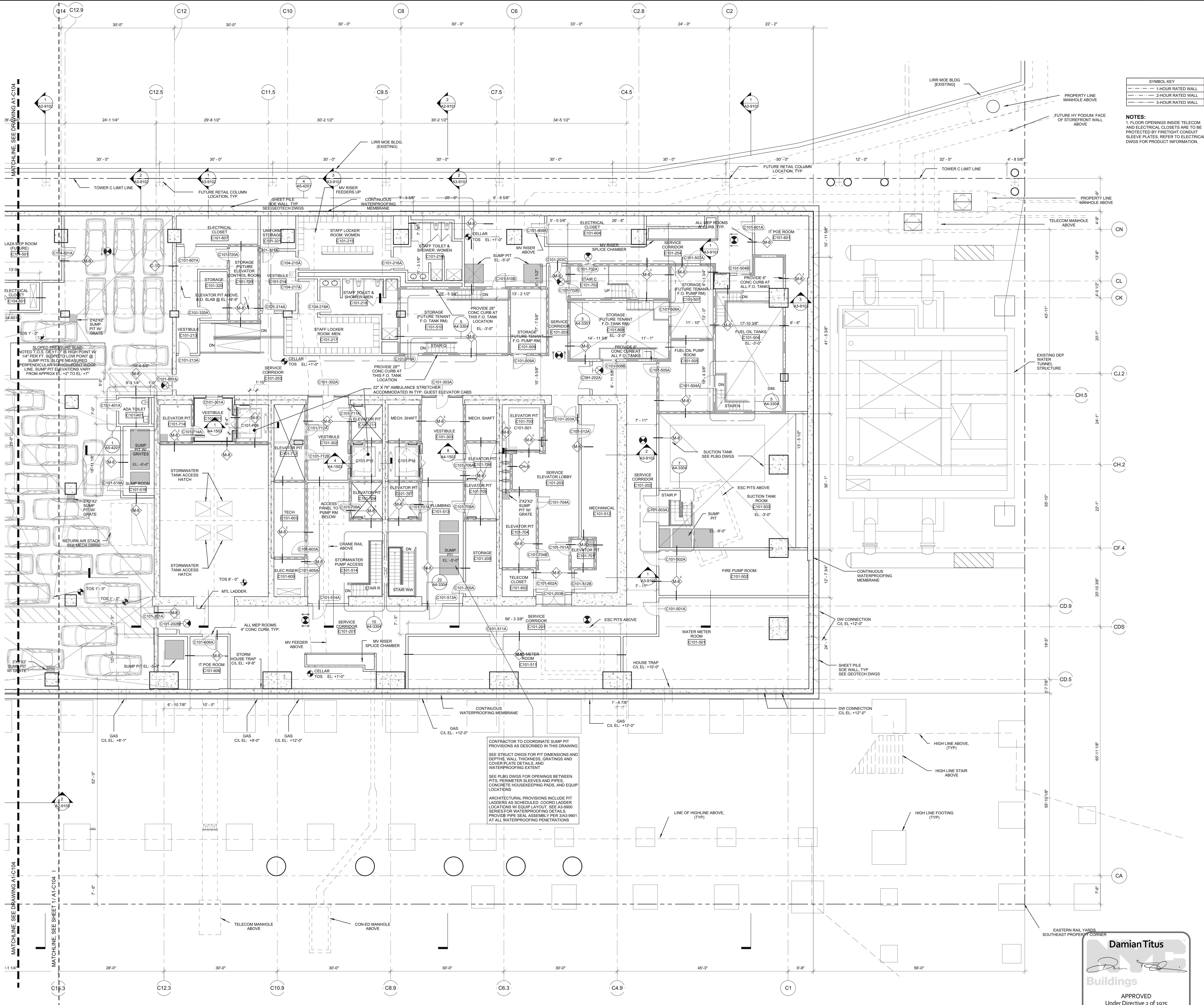
Drawing Number

EG-5001

EG-121.00

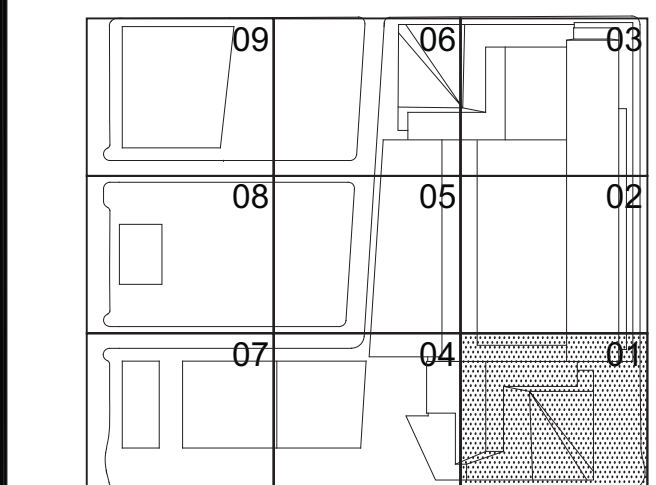
SHEET 23 OF 23





1 D.O.B. BUILDING PERMIT FILING 03/22/2013  
No Issue Date

Key Plan



HYE-TC-A1-C101

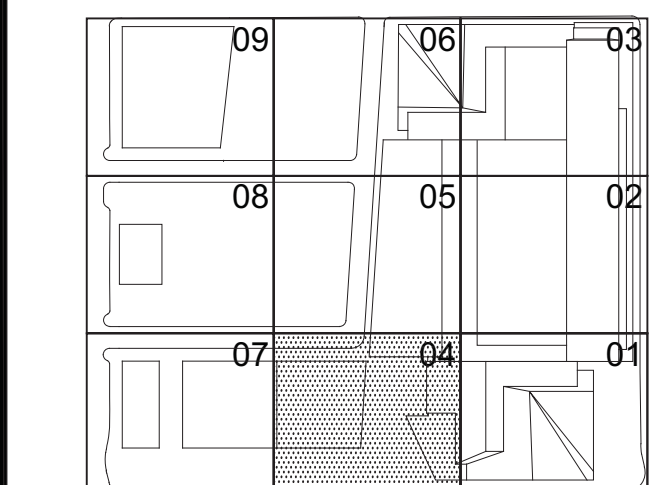
FLOOR PLAN C1  
SECTOR 01

Drawing Number  
A1-C101  
B/C/A/D Drawing Number  
A-100.00

**Damian Titus**  
Buildings  
APPROVED  
Under Directive 2 of 1975  
Date/Time: Aug 15, 2013 - 10:17 AM  
NYC Development Hub

1 Floor C1 - CELLAR  
SCALE: 1/8"=1'-0"



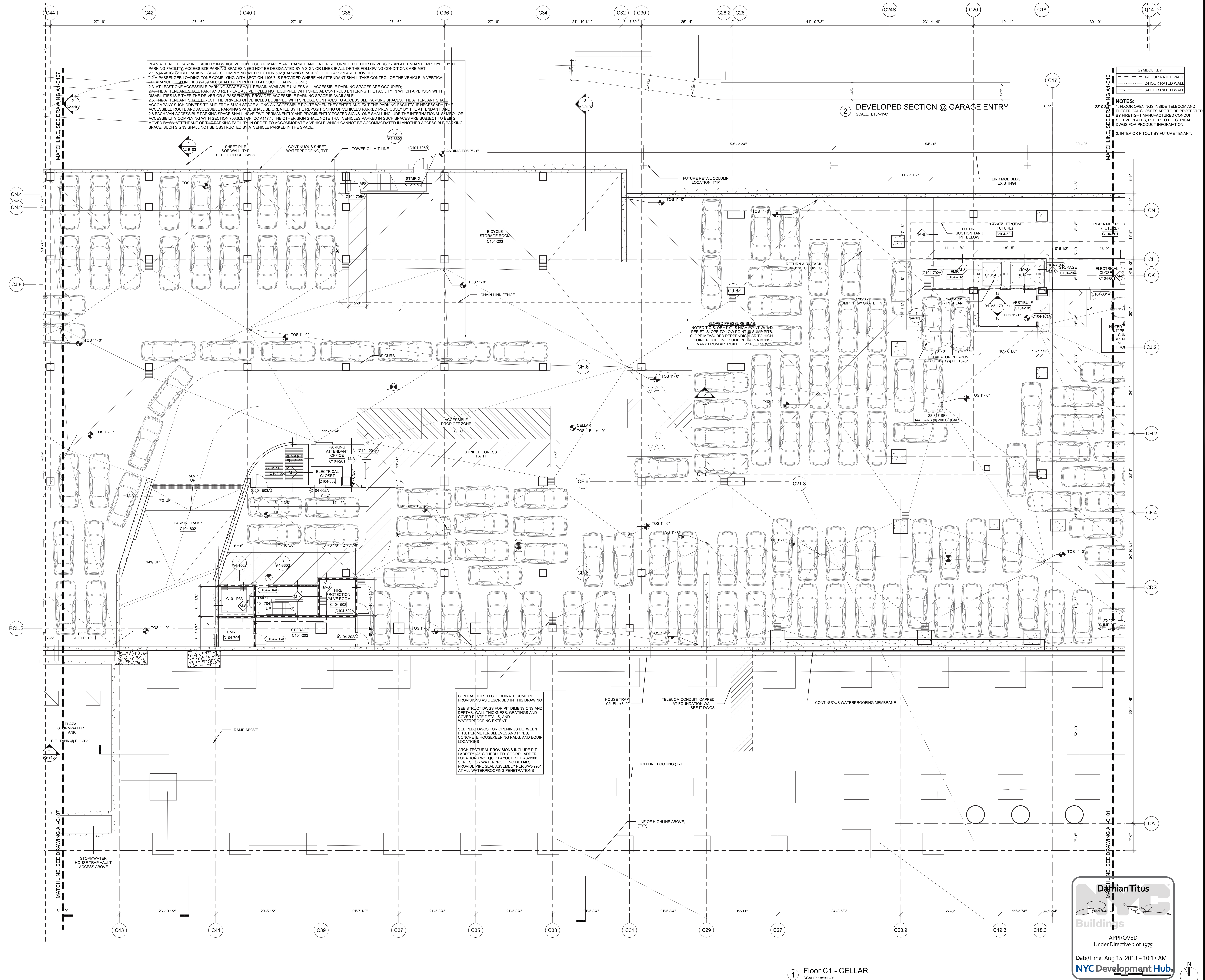


HYE-TC-A1-C104

FLOOR PLAN C1  
SECTOR 04

Drawing Number  
A1-C104

A-101.00



**Dan Titus**  
Buildings  
APPROVED  
Under Directive 2 of 1975  
Date/Time: Aug 15, 2013 - 10:17 AM  
NYC Development Hub

1 Floor C1 - CELLAR  
SCALE: 1/8"=1'-0"



HUDSON YARDS -  
TOWER C

Address  
501 WEST 30TH STREET  
NEW YORK, NY

Client  
Related Companies  
60 Columbus Circle  
New York, NY 10023  
Tel: 212.501.1000 Fax: 212.801.1048

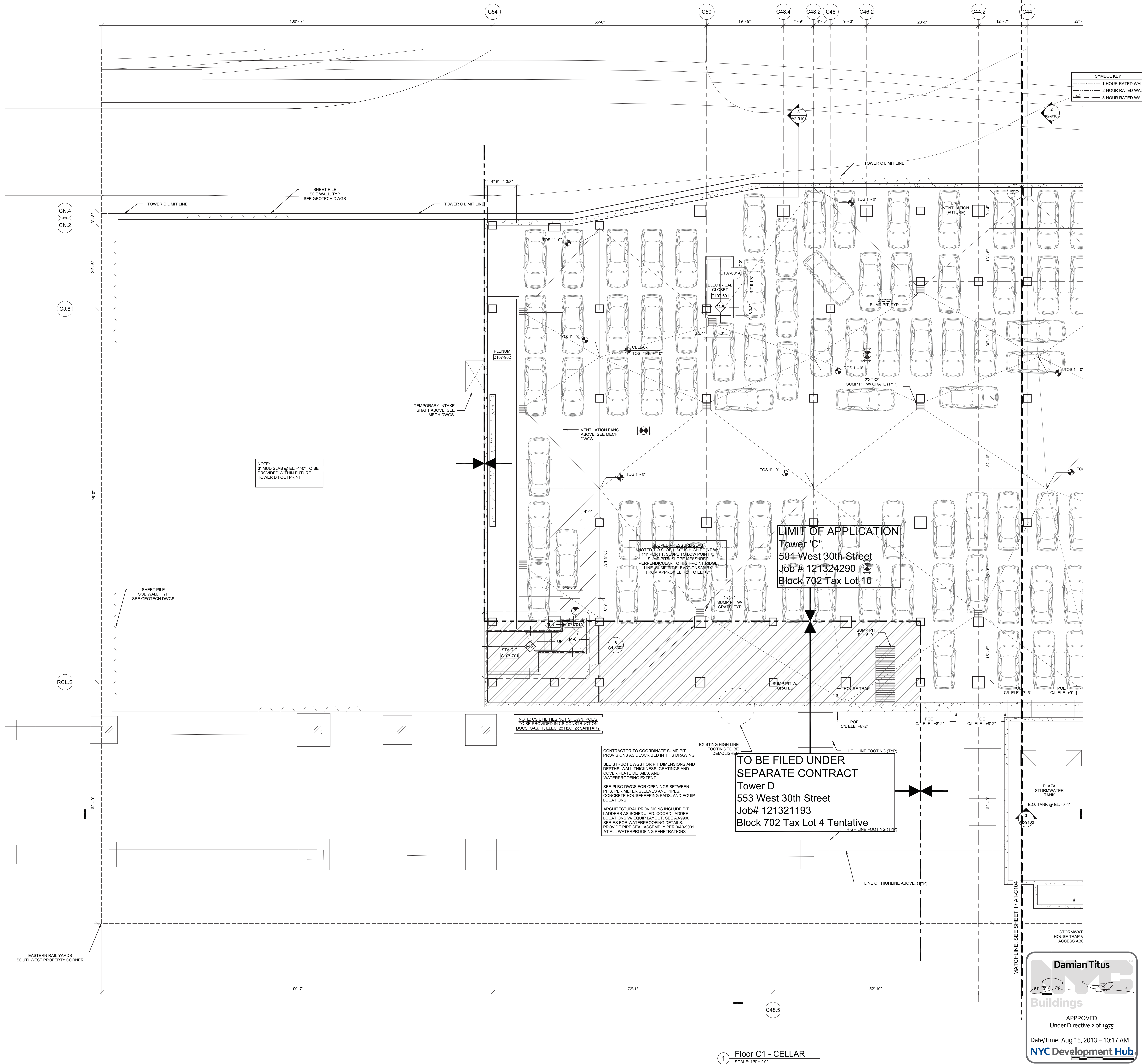
Oxford Properties Group  
320 Park Avenue, 17th Floor  
New York, NY 10022  
Tel: 212.986.7514 Fax: 212.986.7510

Construction Manager  
Tishman Construction Corporation  
100 Park Avenue, 5th Floor  
New York, NY 10017  
Tel: 212.708.5500

Architect  
Kohn Pedersen Fox Associates PC  
Architects & Planning Consultants  
11 West 42nd Street  
New York, NY 10036  
Tel: 212.977.6500 Fax: 212.956.2526

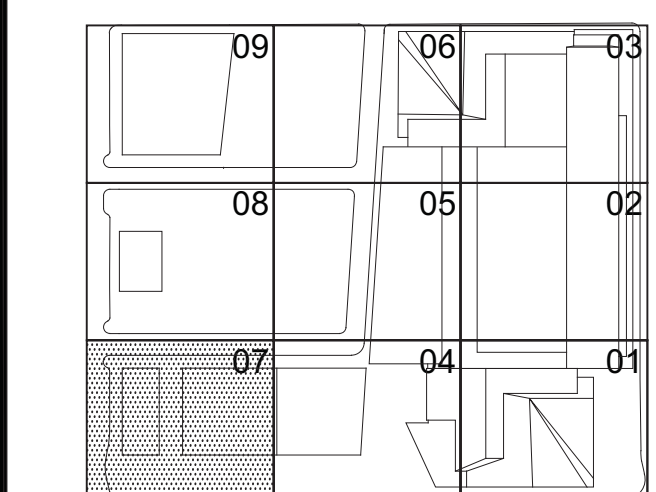
Structural Engineer  
Thornton Tomasetti, Inc.  
51 Madison Avenue  
New York, NY 10010  
Tel: 917.661.7800 Fax: 917.661.7801

Mechanical, Electrical, Plumbing, Fire Protection  
Jaros Baum & Bolles Consulting Engineers  
80 Pine Street  
New York, NY 10013  
Tel: 212.530.9300 Fax: 212.269.5894



1 D.O.B. BUILDING PERMIT FILING 03/22/2013  
No Issue Date

Key Plan



Date: 03/22/2013  
Project No: 1776.10  
Drawn By: [Signature]  
Sheet Number: [Signature]  
Drawing Title: HYE-TC-A1-C107

FLOOR PLAN C1  
SECTOR 07

Drawing Number: A1-C107  
B/C/A/T Drawing Number: A-102.00

SHEET 3 OF 239



HUDSON YARDS -  
TOWER C

Address  
501 WEST 30TH STREET  
NEW YORK, NY

Client  
Related Companies  
60 Columbus Circle  
New York, NY 10023  
Tel: 212.501.1000 Fax: 212.801.1048

Owner  
Oxford Properties Group  
320 Park Avenue, 17th Floor  
New York, NY 10022  
Tel: 212.986.7514 Fax: 212.986.7510

Construction Manager  
Tishman Construction Corporation  
100 Park Avenue, 5th Floor  
New York, NY 10017  
Tel: 212.708.5500


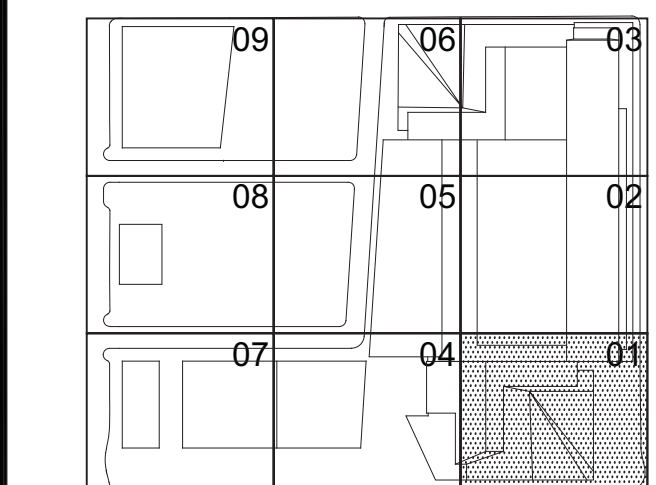
Architect  
Kohn Pedersen Fox Associates PC  
Architects & Planning Consultants  
11 West 42nd Street  
New York, NY 10036  
Tel: 212.977.6500 Fax: 917.661.7801

Structural Engineer  
Thornton Tomasetti, Inc.  
41 Madison Avenue  
New York, NY 10017  
Tel: 917.661.7800 Fax: 917.661.7801

Mechanical, Electrical, Plumbing, Fire Protection  
Jens Baum & Bolles Consulting Engineers  
80 Pine Street  
New York, NY 10013  
Tel: 212.530.9300 Fax: 212.269.5894

1 D.O.B. BUILDING PERMIT FILING 03/22/2013  
No Issue Date

Key Plan

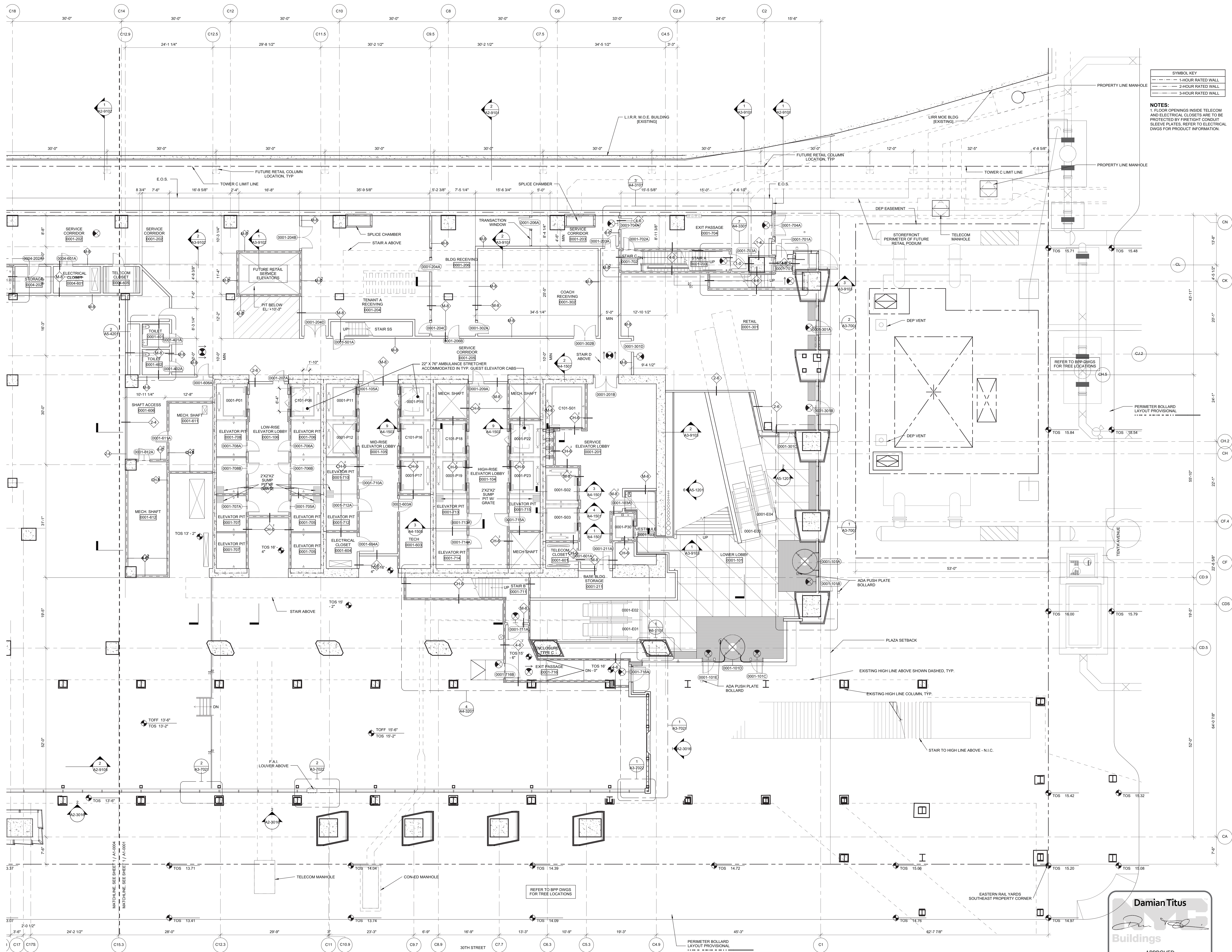


HYE-TC-A1-0001

GROUND FLOOR PLAN  
SECTOR 01

Drawing Number  
A1-0001  
NYCAD Drawing Number  
A-103.00

SHEET 4 OF 239





HUDSON YARDS -  
TOWER C

Address  
501 WEST 30TH STREET  
NEW YORK, NY

Client  
Related Companies  
60 Columbus Circle  
New York, NY 10023  
Tel: 212.501.1000 Fax: 212.801.1048

Owner  
Oakland Properties Group  
320 Park Avenue, 17th Floor  
New York, NY 10022  
Tel: 212.986.7514 Fax: 212.986.7510

Construction Manager  
Tishman Construction Corporation  
100 Park Avenue, 5th Floor  
New York, NY 10017  
Tel: 212.708.5500


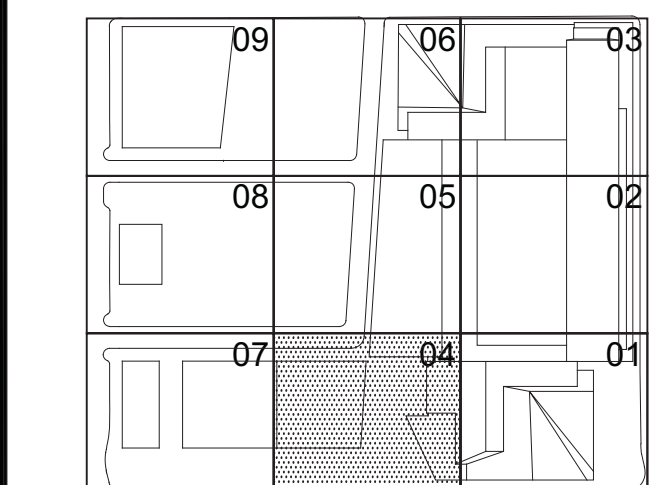
Architect  
Kohn Pedersen Fox Associates PC  
Architects & Planning Consultants  
11 West 42nd Street  
New York, NY 10036  
Tel: 212.977.6500 Fax: 212.956.2526

Structural Engineer  
Thornton Tomasetti, Inc.  
51 Madison Avenue  
New York, NY 10010  
Tel: 917.661.7800 Fax: 917.661.7801

Mechanical, Electrical, Plumbing, Fire Protection  
Jaro Baum & Bolles Consulting Engineers  
80 Pine Street  
New York, NY 10013  
Tel: 212.530.9300 Fax: 212.269.5894

1 D.O.B. BUILDING PERMIT FILING 03/22/2013  
Date Issue Date

Key Plan



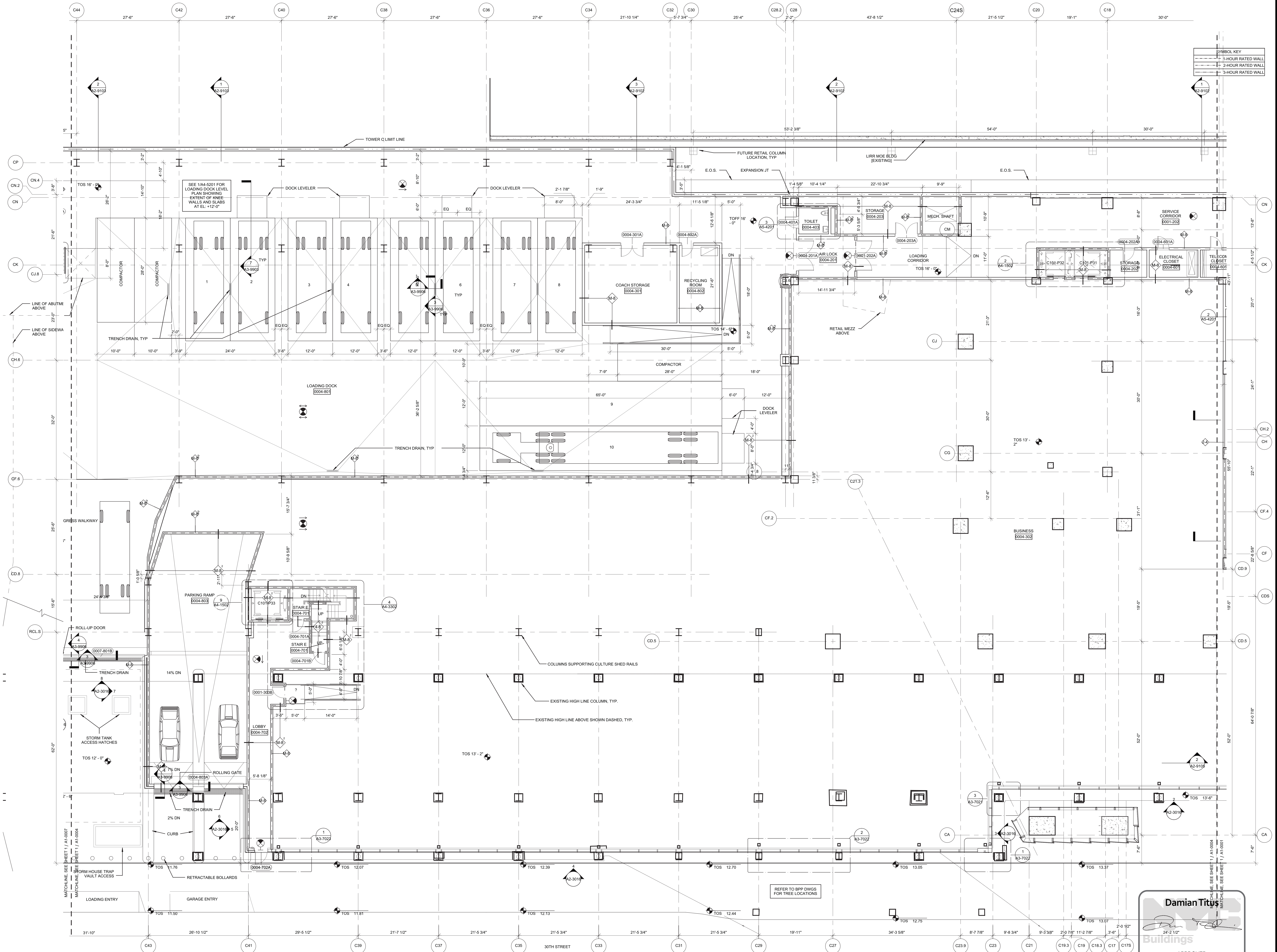
HYE-TC-A1-0004

GROUND FLOOR PLAN  
SECTOR 04

Drawing Number  
A1-0004

Sheet Number  
A-104.00

SHEET 5 OF 239



1 Ground Floor  
SCALE: 1/8"=1'-0"

Damian Titus  
Buildings  
APPROVED  
Under Directive 2 of 1975  
Date/Time: Aug 15, 2013 - 10:17 AM  
NYC Development Hub







HUDSON YARDS -  
TOWER C

Address  
501 WEST 30TH STREET  
NEW YORK, NY

Client  
Related Companies  
60 Columbus Circle  
New York, NY 10023  
Tel: 212.501.1000 Fax: 212.801.1048

Oxford Properties Group  
320 Park Avenue, 17th Floor  
New York, NY 10022  
Tel: 212.986.7514 Fax: 212.986.7510

Construction Manager  
Tishman Construction Corporation  
100 Park Avenue, 5th Floor  
New York, NY 10017  
Tel: 212.708.5500

Architect  
Kohn Pedersen Fox Associates PC  
Architects & Planning Consultants  
11 West 42nd Street  
New York, NY 10036  
Tel: 212.977.6500 Fax: 212.956.2526

Structural Engineer  
Thornton Tomasetti, Inc.  
51 Madison Avenue  
New York, NY 10010  
Tel: 917.661.7800 Fax: 917.661.7801

Mechanical, Electrical, Plumbing, Fire Protection  
Jaro Baum & Bolles Consulting Engineers  
80 Pine Street  
New York, NY 10013  
Tel: 212.530.9300 Fax: 212.269.5894

SYMBOL KEY	
	1-HOUR RATED WALL
	2-HOUR RATED WALL
	3-HOUR RATED WALL

Client  
Related Companies  
60 Columbus Circle  
New York, NY 10023  
Tel: 212.501.1000 Fax: 212.801.1048

Oxford Properties Group  
320 Park Avenue, 17th Floor  
New York, NY 10022  
Tel: 212.986.7514 Fax: 212.986.7510

Construction Manager  
Tishman Construction Corporation  
100 Park Avenue, 5th Floor  
New York, NY 10017  
Tel: 212.708.5500

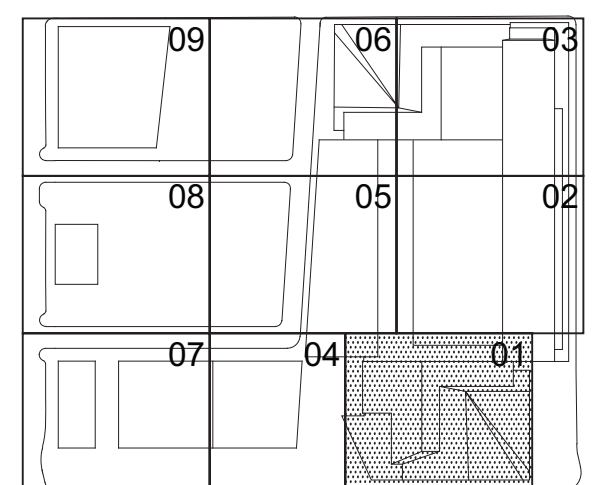
Architect  
Kohn Pedersen Fox Associates PC  
Architects & Planning Consultants  
11 West 42nd Street  
New York, NY 10036  
Tel: 212.977.6500 Fax: 212.956.2526

Structural Engineer  
Thornton Tomasetti, Inc.  
51 Madison Avenue  
New York, NY 10010  
Tel: 917.661.7800 Fax: 917.661.7801

Mechanical, Electrical, Plumbing, Fire Protection  
Jaro Baum & Bolles Consulting Engineers  
80 Pine Street  
New York, NY 10013  
Tel: 212.530.9300 Fax: 212.269.5894

1	D.O.B. BUILDING PERMIT FILING	03/22/2013
NO	Issue	Date

Key Plan



Date  
03/22/2013  
Project No.  
1776.10  
Drawn By  
Sheet Number

HYE-TC-A1-0001M

GROUND FLOOR PLAN  
MEZZANINE  
SECTOR 01

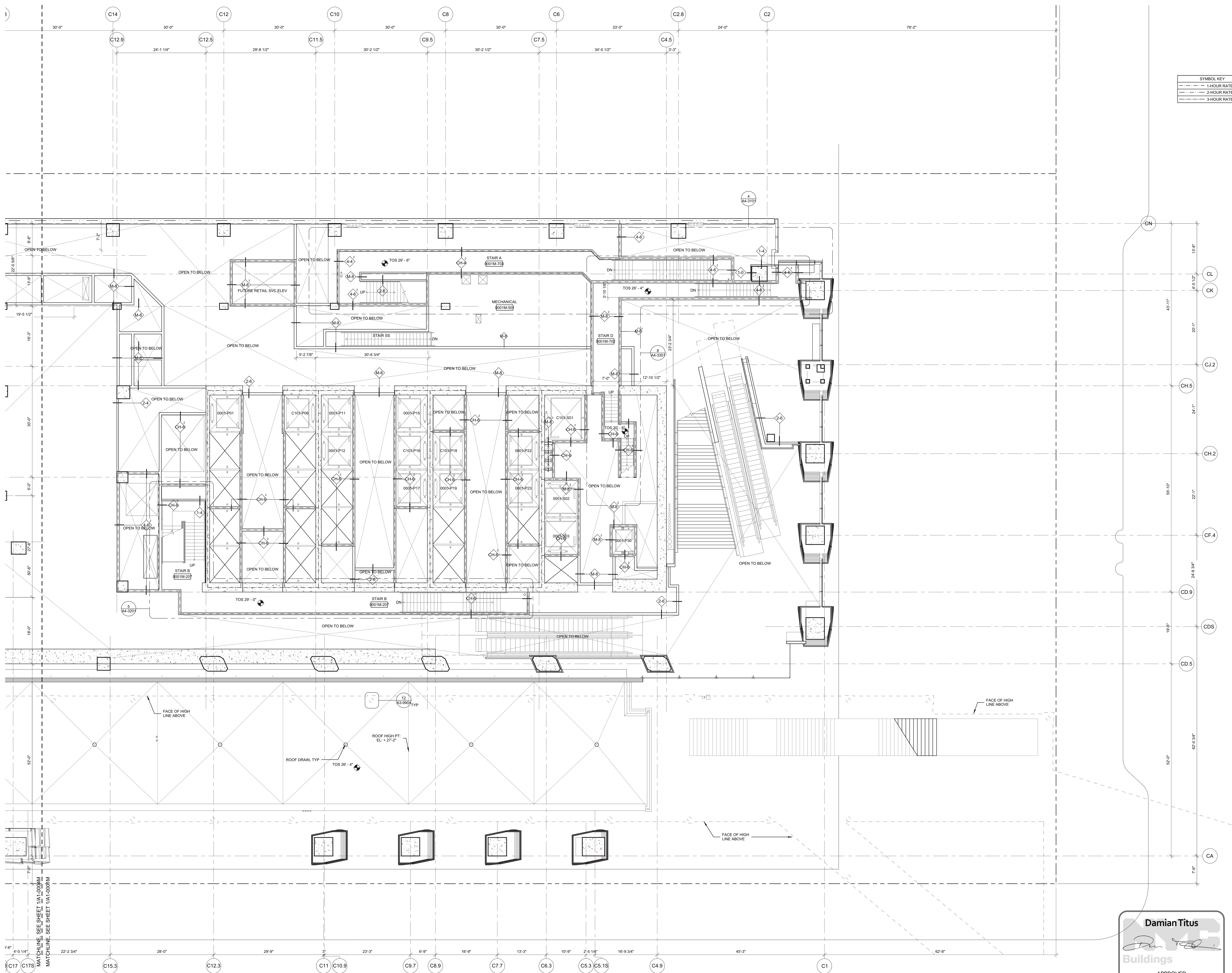
A1-0001M

A-106.00

SHEET 7 OF 239

**Damian Titus**  
Buildings  
APPROVED  
Under Directive 2 of 1975  
Date/Time: Aug 15, 2013 - 10:17 AM  
NYC Development Hub

1 Ground Floor MEZZANINE  
SCALE: 1/8"=1'-0"



Filename: P:\Projects\1776\_HudsonYardsDrawings\CAD\Sheet\TC006\_Permi\_Sectr-Sector01\HYE-TC-A1-0001M.dwg Plotted by: Meli, Gregory Plot Time: 3/22/2013 4:29 PM



HUDSON YARDS -  
TOWER C

Address  
501 WEST 30TH STREET  
NEW YORK, NY

Client  
Related Companies  
60 Columbus Circle  
New York, NY 10023  
Tel: 212.501.1000 Fax: 212.801.1048

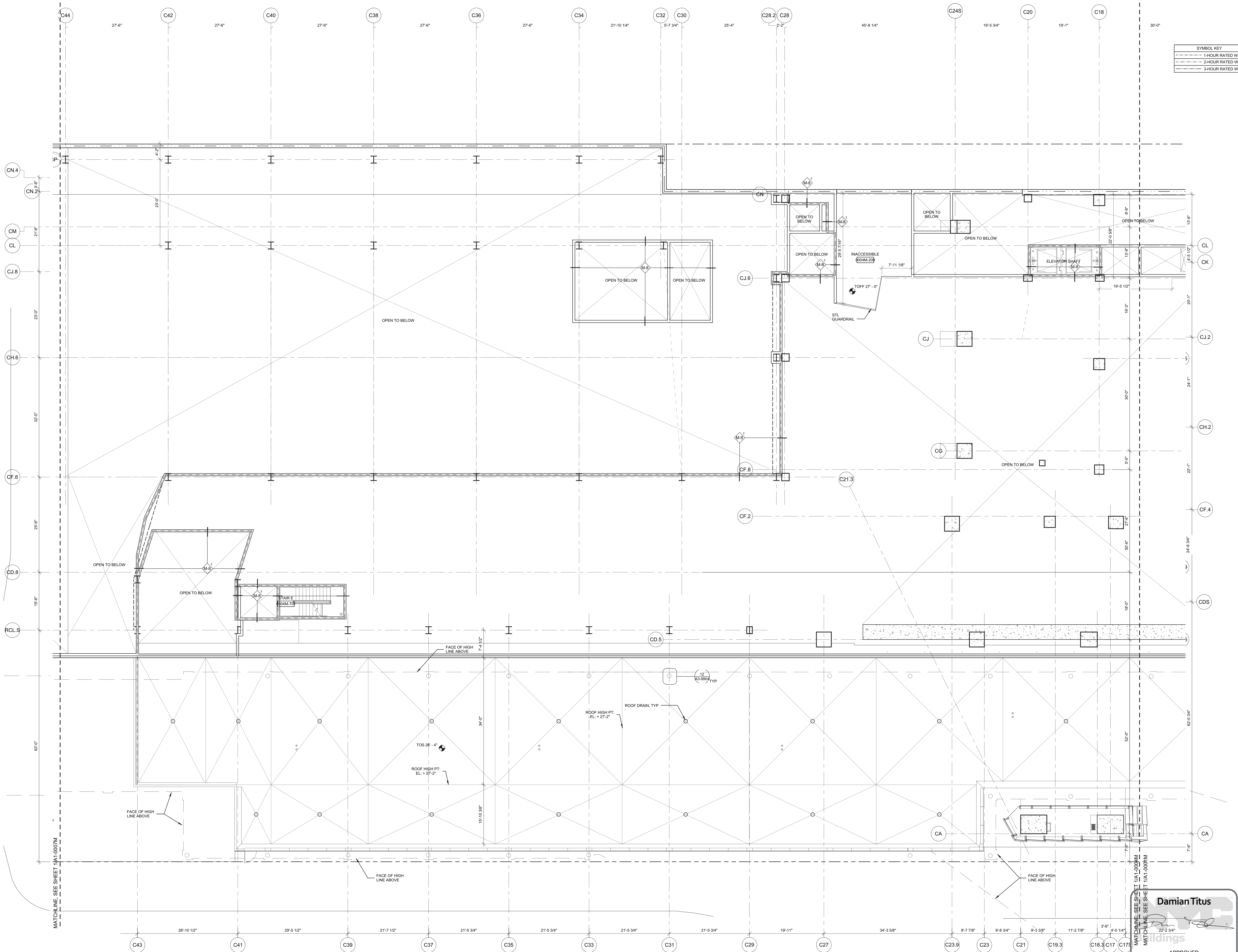
Oxford Properties Group  
320 Park Avenue, 17th Floor  
New York, NY 10022  
Tel: 212.986.7514 Fax: 212.986.7510

Construction Manager  
Tishman Construction Corporation  
100 Park Avenue, 5th Floor  
New York, NY 10017  
Tel: 212.708.5500

Architect  
Kohn Pedersen Fox Associates PC  
Architects & Planning Consultants  
11 West 42nd Street  
New York, NY 10036  
Tel: 212.977.6500 Fax: 212.956.2526

Structural Engineer  
Thornton Tomasetti, Inc.  
51 Madison Avenue  
New York, NY 10010  
Tel: 917.661.7800 Fax: 917.661.7801

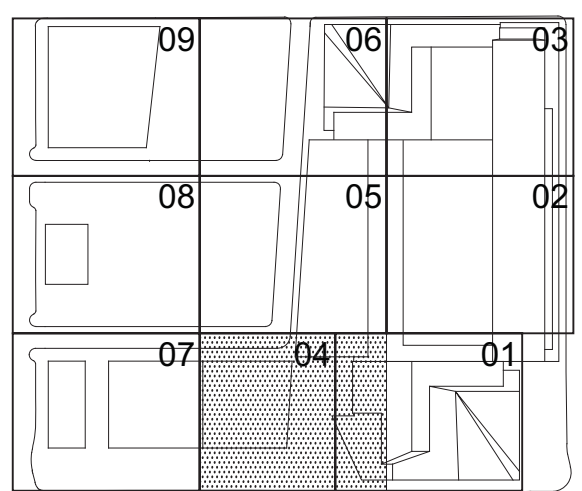
Mechanical, Electrical, Plumbing, Fire Protection  
Jaros Baum & Bolles Consulting Engineers  
80 Pine Street  
New York, NY 10013  
Tel: 212.530.9300 Fax: 212.269.5894



1 Ground Floor MEZZANINE  
SCALE: 1/8"=1'-0"

**Damian Titus**  
Architect  
1775 West 30th Street  
New York, NY 10011  
Tel: 212.977.6500  
Fax: 212.956.2526  
Email: dtitus@kohnpedersenfox.com

APPROVED  
Under Directive 2 of 1975  
Date/Time: Aug 15, 2013 - 10:17 AM  
NYC Development Hub



HYE-TC-A1-0004M

GROUND FLOOR PLAN  
MEZZANINE  
SECTOR 04

Drawing Number  
A1-0004M

Sheet Number  
A-107.00



Address  
501 WEST 30TH STREET  
NEW YORK, NY



*Client*  
Related Companies  
60 Columbus Circle  
New York, NY 10023  
Tel: 212.801.1000 Fax: 212.801.1048

Oxford Properties Group  
320 Park Avenue, 17th Floor  
New York, NY 10022  
Tel: 212.986.7514 Fax: 212.986.7510

*Construction Manager*  
Tishman Construction Corporation  
100 Park Avenue, 5th Floor  
New York, NY 10017  
Tel: 212.708.3600

*Architect*  
Kohn Pedersen Fox Associates PC  
Architects & Planning Consultants  
11 West 42nd Street  
New York, NY 10036  
Tel: 212.977.6500 Fax: 212.956.2526

*Structural Engineer*  
Thomson Tomasetti, Inc.  
51 Madison Avenue  
New York, NY 10010  
Tel: 917.661.7800 Fax: 917.661.7801

*Mechanical, Electrical, Plumbing, Fire Protection*  
Jaros Baum & Bolles Consulting Engineers  
80 Pine Street  
New York, NY 10013  
Tel: 212.530.9300 Fax: 212.269.5894

TO BE FILED UNDER  
SEPARATE CONTRACT  
Tower D  
553 West 30th Street  
Job# 121321193  
Block 702 Tax Lot 4 Tentative

LIMIT OF APPLICATION	
Tower 'C'	
501 West 30th Street	
Job # 121324290	
Block 702 Tax Lot 10	

1 Ground Floor MEZZANINE  
SCALE: 1/8"=1'-0"

**Damian Titus**

*[Signature]*

**Buildings**

APPROVED  
Under Directive 2 of 1975

C43

Date/Time: Aug 15, 2013 – 10:17 AM

**NYC Development Hub**

Date	03/22/2013
Project No.	1776.10
Drawn By	

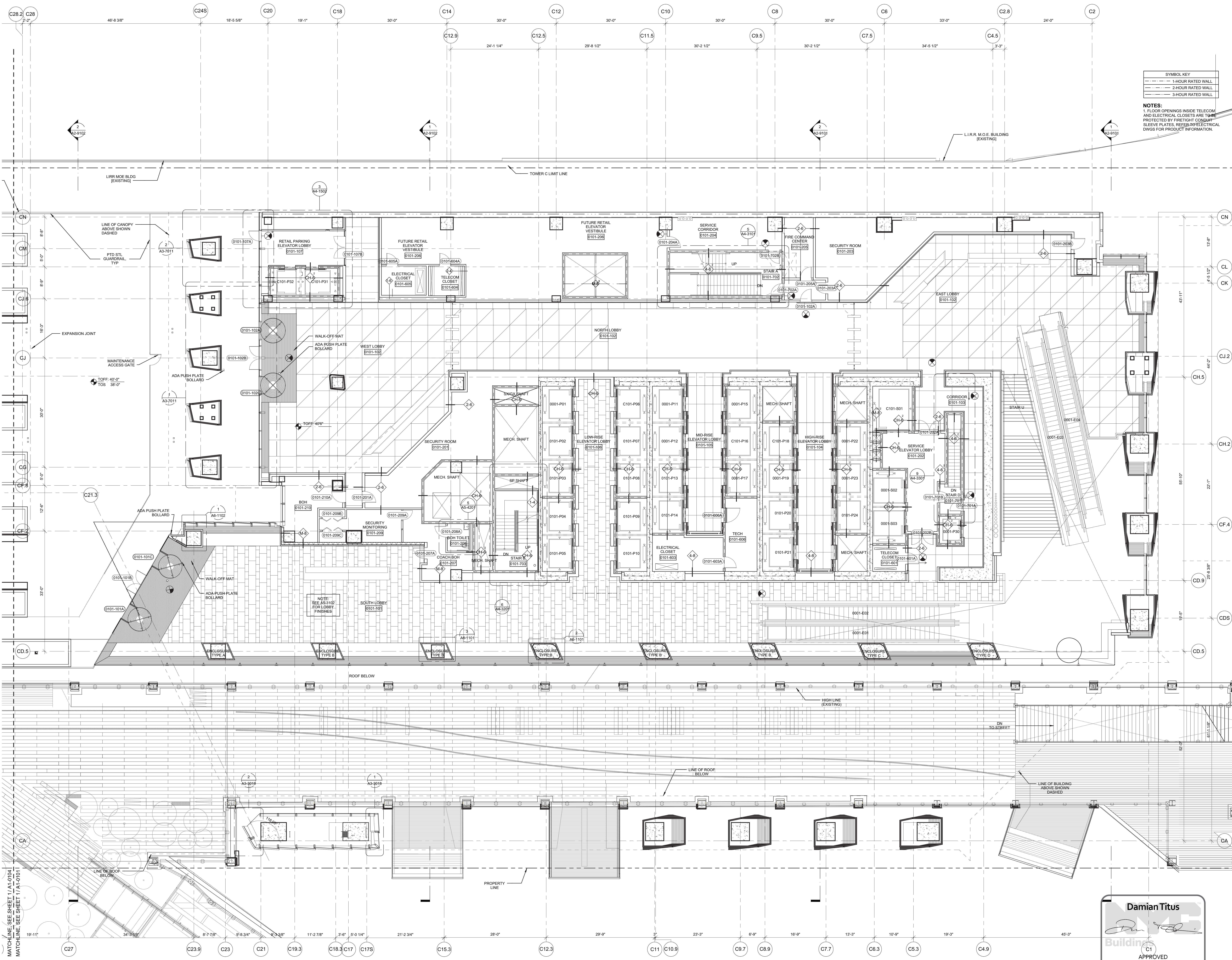
HYE-TC-A1-0007M

GROUND FLOOR PLAN  
MEZZANINE  
SECTOR 07

Drawing Number  
A1-0007M  
B-SCAN Drawing Number  
A-108.00

SHEET 9 OF 23





SYMBOL KEY	
[Line Style]	1-HOUR RATED WALL
[Line Style]	2-HOUR RATED WALL
[Line Style]	3-HOUR RATED WALL

NOTES:  
1. FLOOR OPENINGS INSIDE TELECOM AND ELECTRICAL CLOSETS ARE TO BE PROTECTED BY FIRE-RIGHT CONDUIT SLEEVE PLATES. REFER TO ELECTRICAL DWGS FOR PRODUCT INFORMATION.

# HUDSON YARDS - TOWER C

Address  
501 WEST 30TH STREET  
NEW YORK, NY

Client  
Related Companies  
60 Columbus Circle  
New York, NY 10023  
Tel: 212.501.1000 Fax: 212.801.1048

Oxford Properties Group  
320 Park Avenue, 17th Floor  
New York, NY 10022  
Tel: 212.986.7514 Fax: 212.986.7510

Construction Manager  
Tishman Construction Corporation  
100 Park Avenue, 5th Floor  
New York, NY 10017  
Tel: 212.708.5500

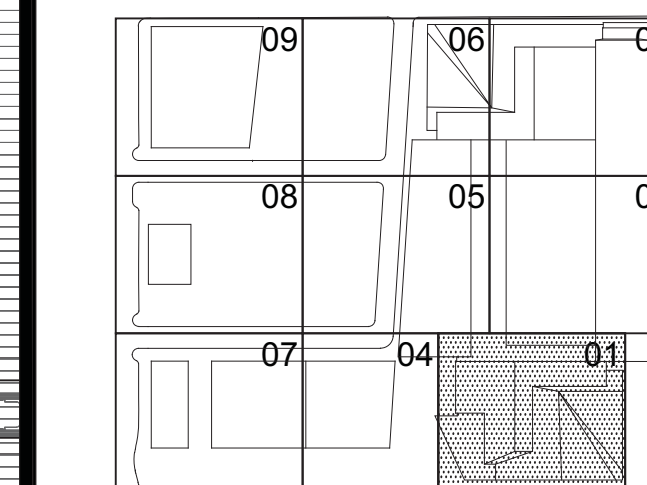
Architect  
Kohn Pedersen Fox Associates PC  
Architects & Planning Consultants  
11 West 42nd Street  
New York, NY 10036  
Tel: 212.977.6500 Fax: 212.956.2526

Structural Engineer  
Thornton Tomasetti, Inc.  
41 Madison Avenue  
New York, NY 10010  
Tel: 917.661.7800 Fax: 917.661.7801

Mechanical, Electrical, Plumbing, Fire Protection  
Jaro Baum & Bolles Consulting Engineers  
80 Pine Street  
New York, NY 10013  
Tel: 212.530.9300 Fax: 212.269.5894

1 D.O.B. BUILDING PERMIT FILING 03/22/2013  
No Issue Date

Key Plan



HYE-TC-A1-0101

FLOOR PLAN 01  
SECTOR 01

Drawing Number  
A1-0101

A-109.00

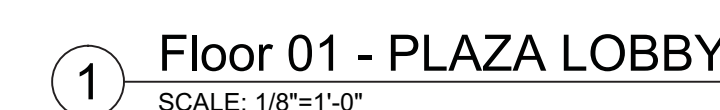
SHEET 10 OF 239

**Damian Titus**  
  
Building  
C1  
APPROVED  
Under Directive 2 of 1975  
Date/Time: Aug 15, 2013 - 10:17 AM  
NYC Development Hub

1 Floor 01 - PLAZA LOBBY  
SCALE: 1/8"=1'-0"

Filename: P:\Projects\1775\_HudsonYards\Drawings\CA\Sheet\TC\006\_Permitt\_Sect\Sheet\WE-TC-A1-0101.dwg Plot Date: 5/24/2013 4:22 PM  
Plotter: P:\Projects\1775\_HudsonYards\Drawings\CA\Sheet\TC\006\_Permitt\_Sect\Sheet\WE-TC-A1-0101.dwg Plot Date: 5/24/2013 4:22 PM






A-110.00



F:\Frame: P:\Project\1776\_West30th\Drawings\CAD\Sheet\TC00d\_Permi\_Serv\Series\WETC-A1-0107.dwg Plotted by: Matt Gregory Plot Time: 5/15/2013 1:09 AM



# HUDSON YARDS - TOWER C

Address  
501 WEST 30TH STREET  
NEW YORK, NY



Client  
Related Companies  
60 Columbus Circle  
New York, NY 10023  
Tel: 212.801.1000 Fax: 212.801.1048

Oxford Properties Group  
320 Park Avenue, 17th Floor  
New York, NY 10022  
Tel: 212.866.7514 Fax: 212.986.7510

Construction Manager  
Tishman Construction Corporation  
100 Park Avenue, 5th Floor  
New York, NY 10017  
Tel: 212.708.5000

Architect  
Kohn Pedersen Fox Associates PC  
Architects & Planning Consultants  
11 West 42nd Street  
New York, NY 10036  
Tel: 212.977.6500 Fax: 212.956.2526

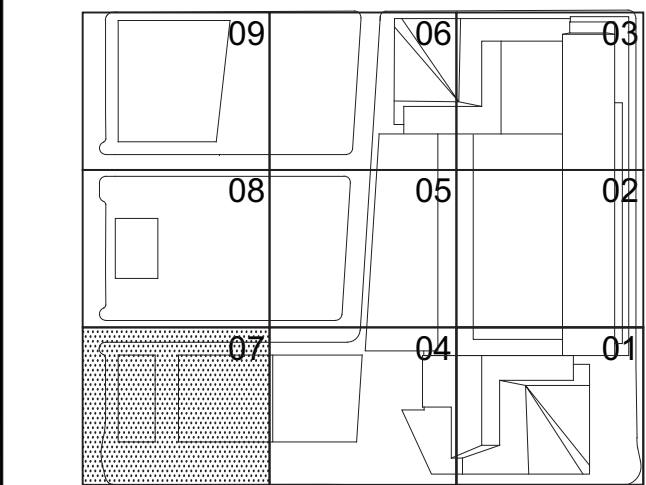
Structural Engineer  
Thornton Tomasetti, Inc.  
51 Madison Avenue  
New York, NY 10010  
Tel: 917.661.7800 Fax: 917.661.7801

Mechanical, Electrical, Plumbing, Fire Protection  
Jaros Baum & Bolles Consulting Engineers  
80 Pine Street  
New York, NY 10013  
Tel: 212.530.9300 Fax: 212.269.5894

1 D.O.B. BUILDING PERMIT FILING 03/22/2013

By: Date: Date:

Any Plans



Date:  
03/22/2013  
Project No:  
1776.10  
Drawn By:  
Sheet Number:

Drawing Title

HYE-TC-A1-0107

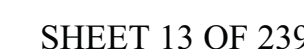
FLOOR PLAN 01  
SECTOR 07

Drawing Number:  
A1-0107

Architect Drawing Number:  
A-111.00

SHEET 12 OF 239

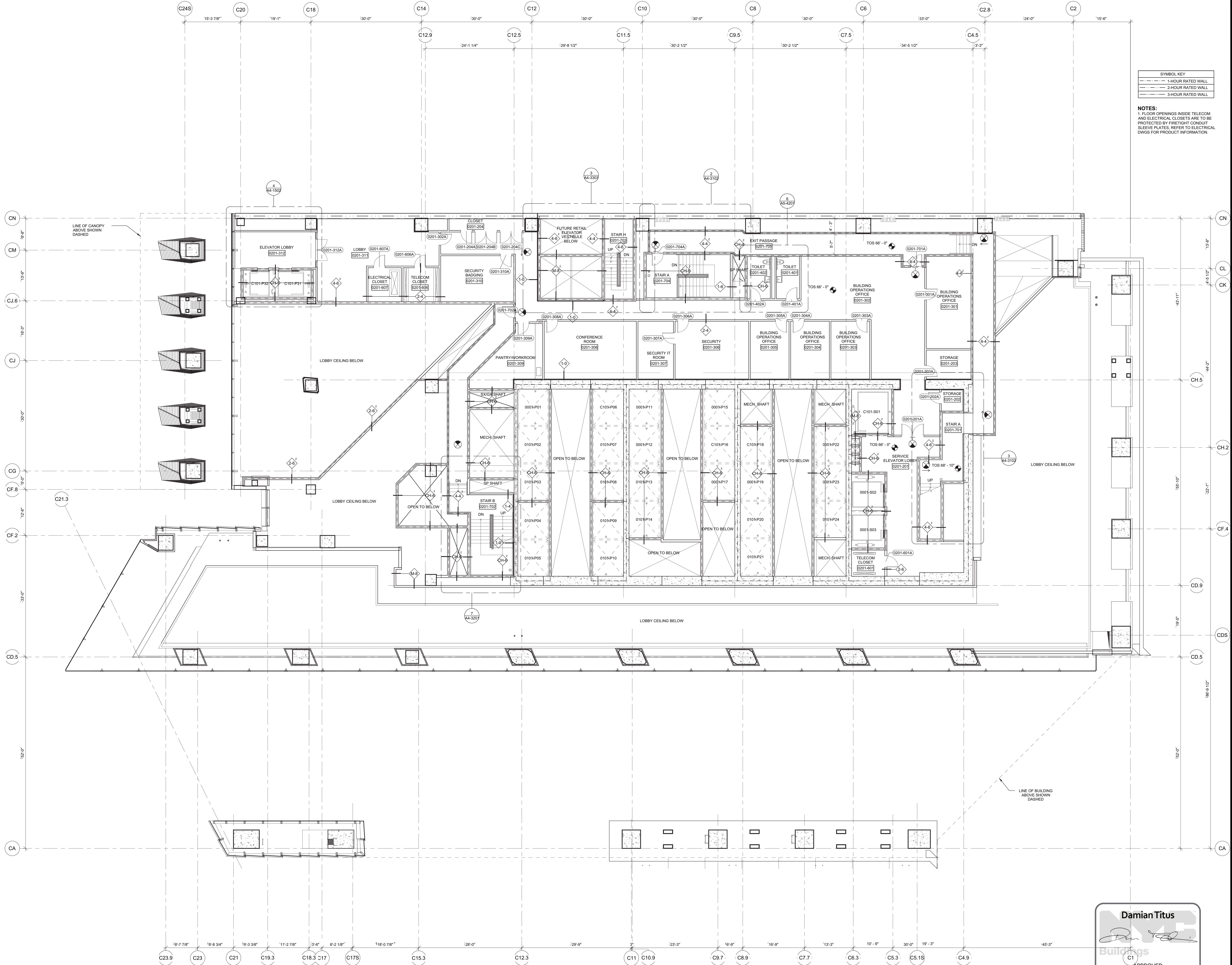






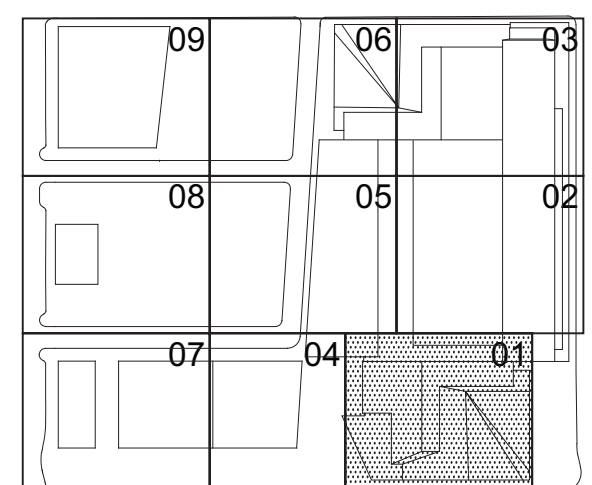
SYMBOL KEY	
	1-HOUR RATED WALL
	2-HOUR RATED WALL
	3-HOUR RATED WALL

NOTES:  
1. FLOOR OPENINGS INSIDE TELECOM AND ELECTRICAL CLOSETS ARE TO BE PROTECTED BY FIRE TIGHT CONDUIT SLEEVE PLATES. REFER TO ELECTRICAL DWGS FOR PRODUCT INFORMATION.



1	D.O.B. BUILDING PERMIT FILING	03/22/2013
2	Issue	03/22/2013
3	Final	03/22/2013

Key Plan



Date: 03/22/2013  
Project No: 1776.10  
Drawn By: [Signature]  
Sheet Number: [Signature]

HYE-TC-A1-0201

FLOOR PLAN 02  
SECTOR 01

Drawing Number: A1-0201  
B/CAD Drawing Number: A-113.00

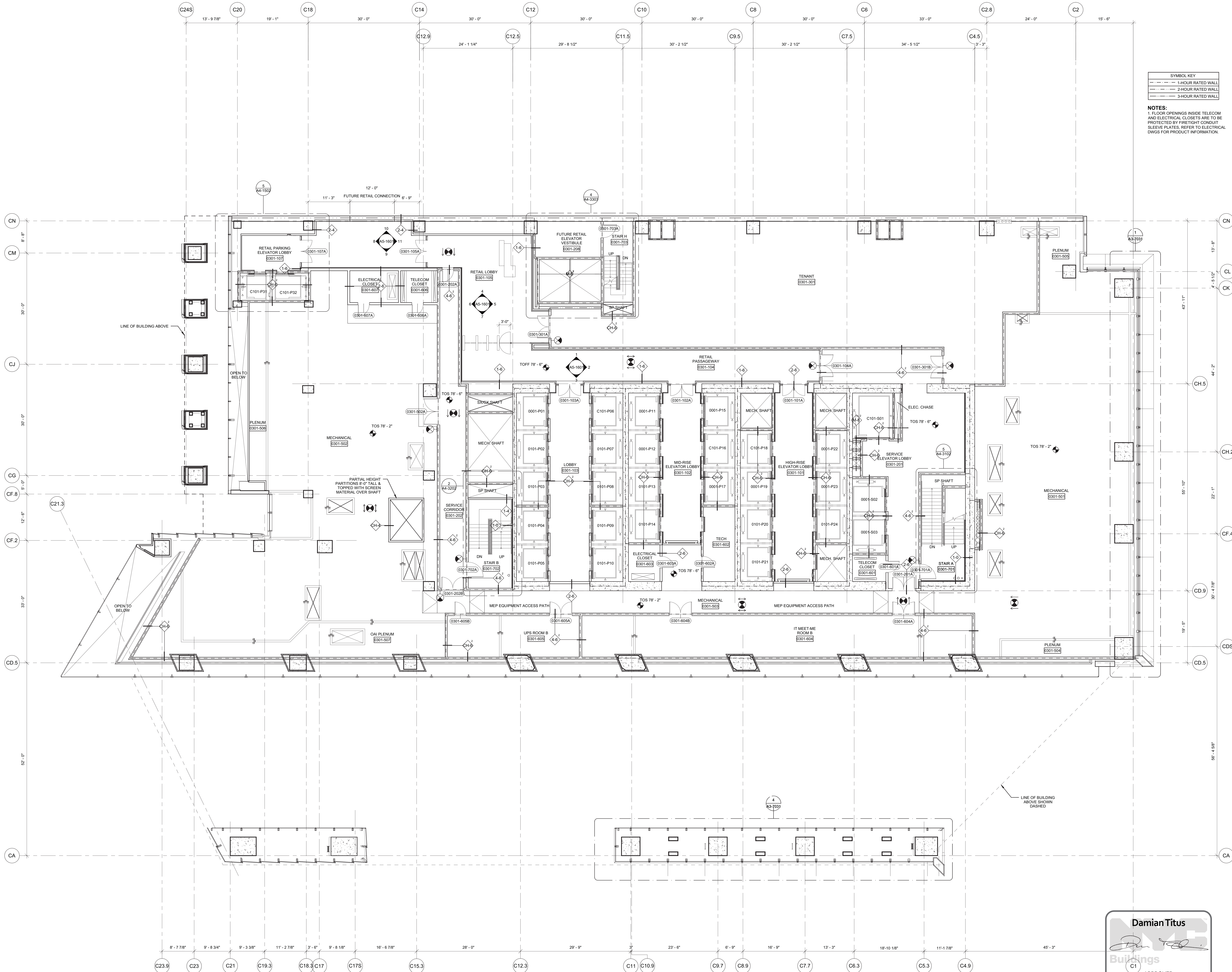
**Damian Titus**  
Buildings  
C1  
APPROVED  
Under Directive 2 of 1975  
Date/Time: Aug 15, 2013 - 10:17 AM  
NYC Development Hub

1 Floor 02  
SCALE: 1/8"=1'-0"



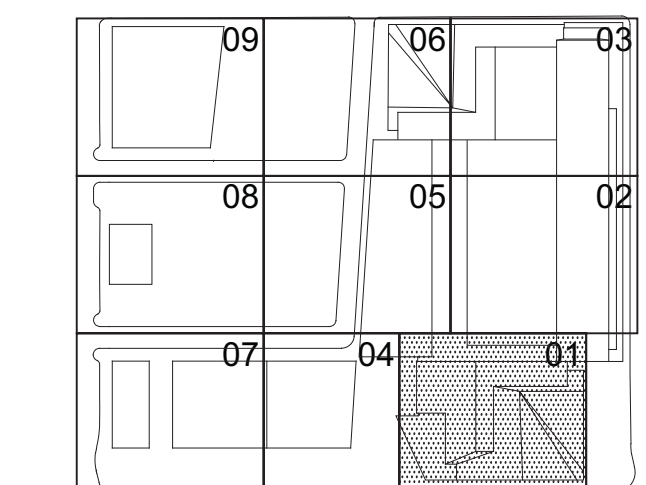
SYMBOL KEY	
	1-HOUR RATED WALL
	2-HOUR RATED WALL
	3-HOUR RATED WALL

NOTES:  
1. FLOOR OPENINGS INSIDE TELECOM  
AND ELECTRICAL CLOSETS ARE TO BE  
PROTECTED BY FIREFIGHT CONDUIT  
SLEEVE PLATES. REFER TO ELECTRICAL  
DWGS FOR PRODUCT INFORMATION.



1 D.O.B. BUILDING PERMIT FILING 03/22/2013

Key Plan



Date  
03/22/2013  
Project No.  
1776.10  
Drawn By  
Sheet Number  
Drawing Title

HYE-TC-A1-0301

FLOOR PLAN 03  
SECTOR 01

Drawing Number  
A1-0301  
B/CAD Drawing Number

A-114.00

SHEET 15 OF 239

Damian Titus  
Building  
C1  
APPROVED  
Under Directive 2 of 1975  
Date/Time: Aug 15, 2013 - 10:17 AM  
NYC Development Hub

1 Floor 03 - Mechanical  
SCALE: 1/8"=1'-0"



HUDSON YARDS -  
TOWER C

Address  
501 WEST 30TH STREET  
NEW YORK, NY

Client  
Related Companies  
60 Columbus Circle  
New York, NY 10023  
Tel: 212.501.1000 Fax: 212.801.1048

Oxford Properties Group  
320 Park Avenue, 17th Floor  
New York, NY 10022  
Tel: 212.986.7514 Fax: 212.986.7510

Construction Manager  
Tishman Construction Corporation  
100 Park Avenue, 5th Floor  
New York, NY 10017  
Tel: 212.708.5500

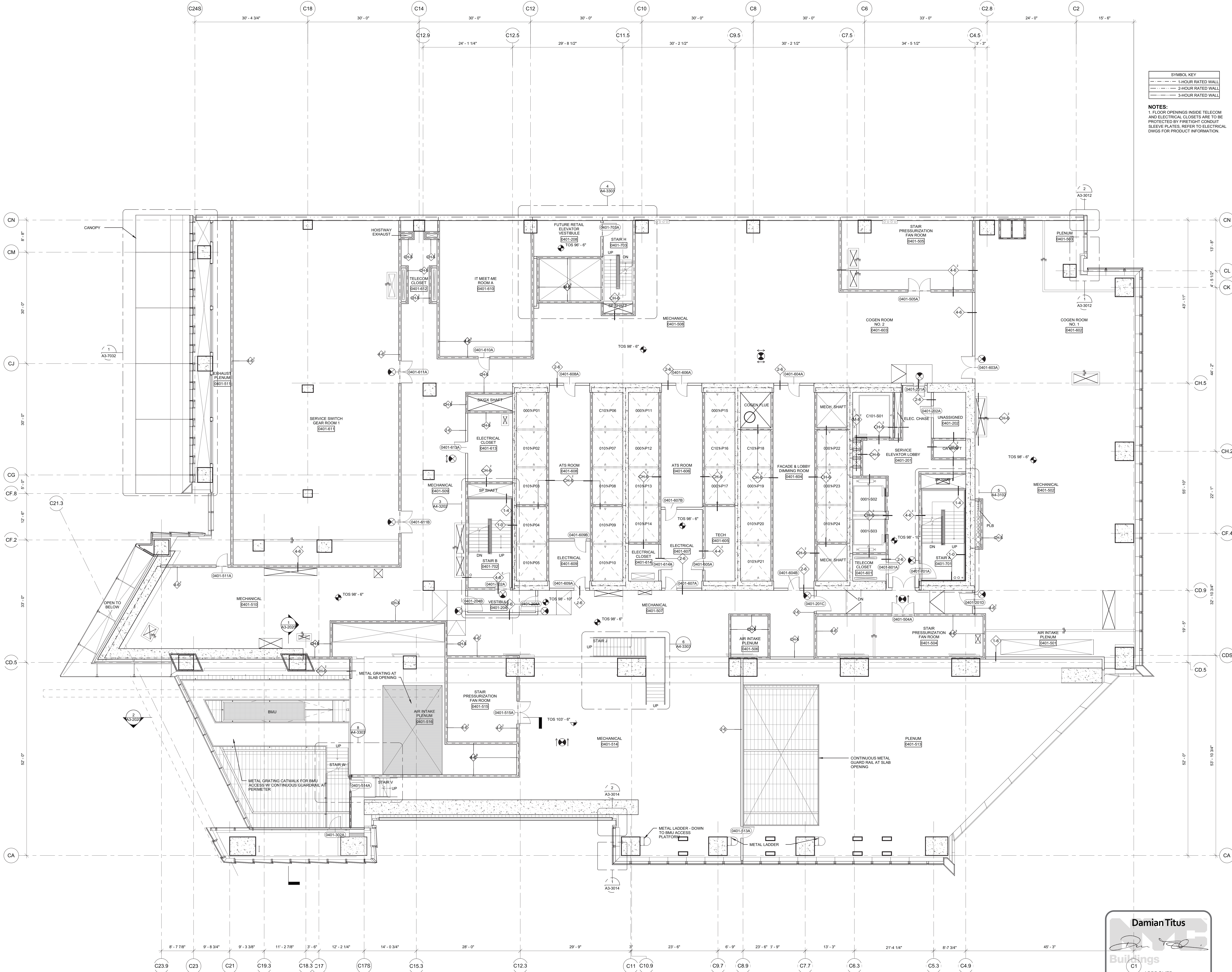
Architect  
Kohn Pedersen Fox Associates PC  
Architects & Planning Consultants  
11 West 42nd Street  
New York, NY 10036  
Tel: 212.977.6500 Fax: 212.956.2526

Structural Engineer  
Thornton Tomasetti, Inc.  
51 Madison Avenue  
New York, NY 10010  
Tel: 917.661.7800 Fax: 917.661.7801

Mechanical, Electrical, Plumbing, Fire Protection  
Jarus Baum & Bolles Consulting Engineers  
80 Pine Street  
New York, NY 10013  
Tel: 212.530.9300 Fax: 212.269.5894

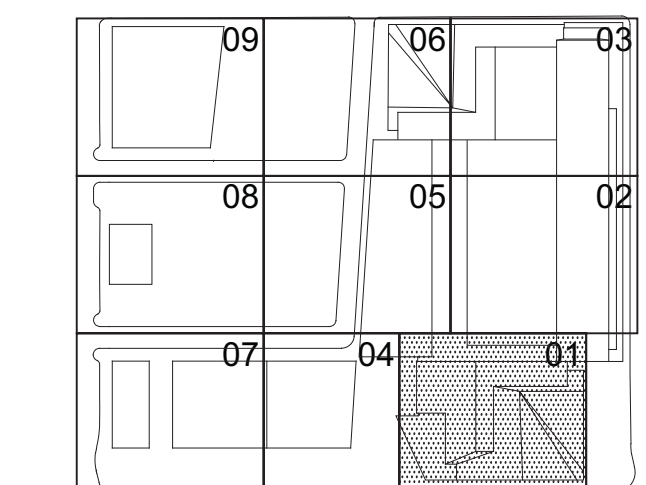
SYMBOL KEY	
1-HOUR RATED WALL	
2-HOUR RATED WALL	
3-HOUR RATED WALL	

NOTES:  
1. FLOOR OPENINGS INSIDE TELECOM  
AND ELECTRICAL CLOSETS ARE TO BE  
PROTECTED BY FIRE RATED CONDUIT  
SLEEVE PLATES, REFER TO ELECTRICAL  
DWGS FOR PRODUCT INFORMATION.



1	D.O.B. BUILDING PERMIT FILING	03/22/2013
2	Issue	
3	Rev	

Key Plan



HYE-TC-A1-0401

FLOOR PLAN 04  
SECTOR 01

Drawing Number

A1-0401

Project Name

A-115.00

Sheet Number

SHEET 16 OF 239

**Damian Titus**  
Buildings  
C1  
APPROVED  
Under Directive 2 of 1975  
Date/Time: Aug 15, 2013 - 10:17 AM  
NYC Development Hub

1 Floor 04 - Mechanical  
SCALE: 1/8"=1'-0"




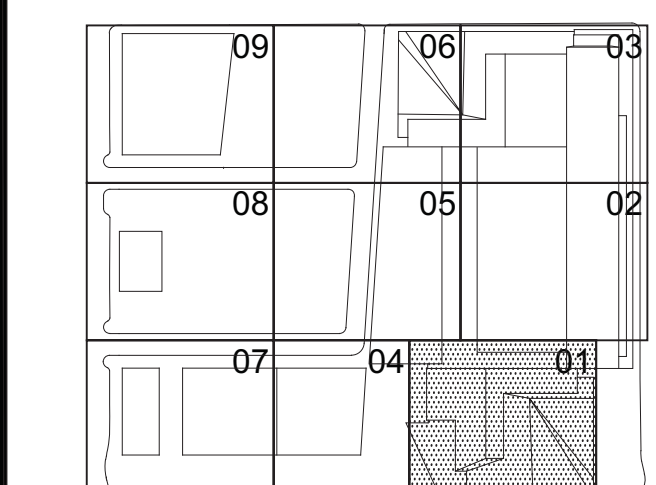
SYMBOL KEY

---	1-HOUR RATED WALL
---	2-HOUR RATED WALL
---	3-HOUR RATED WALL

NOTES:  
1. FLOOR OPENINGS INSIDE TELECOM  
AND ELECTRICAL CLOSETS ARE TO BE  
PROTECTED BY FIRE-RIGHT CONDUIT  
SLEEVE PLATES. REFER TO ELECTRICAL  
DWGS FOR PRODUCT INFORMATION.

1 D.O.B. BUILDING PERMIT FILING 03/22/2013  
NO Issue Date

Key Plan



HYE-TC-A1-0501

FLOOR PLAN 05  
SECTOR 01

Drawing Number  
A1-0501  
B/CAD Drawing Number

A-116.00

SHEET 17 OF 239

**Damian Titus**  
Buildings  
APPROVED  
Under Directive 2 of 1975  
Date/Time: Aug 15, 2013 - 10:17 AM  
NYC Development Hub

1 Floor 05 - Mechanical  
SCALE: 1/8" = 1'-0"

Filename: P:\Projects\1775\_HudsonYardsDrawings\CAD\Sheet\TC0505\_Planet\_Sect01.dwg Plotter: M&E Plot Time: 3/2/2013 4:52 PM



HUDSON YARDS -  
TOWER C

Address  
501 WEST 30TH STREET  
NEW YORK, NY

Client  
Related Companies  
60 Columbus Circle  
New York, NY 10023  
Tel: 212.501.1000 Fax: 212.801.1048

Oxford Properties Group  
320 Park Avenue, 17th Floor  
New York, NY 10022  
Tel: 212.986.7514 Fax: 212.986.7510

Construction Manager  
Tishman Construction Corporation  
100 Park Avenue, 5th Floor  
New York, NY 10017  
Tel: 212.708.5500

Architect  
Kohn Pedersen Fox Associates PC  
Architects & Planning Consultants  
11 West 42nd Street  
New York, NY 10036  
Tel: 212.977.6500 Fax: 212.956.2526

Structural Engineer  
Thornton Tomasetti, Inc.  
51 Madison Avenue  
New York, NY 10010  
Tel: 917.661.7800 Fax: 917.661.7801

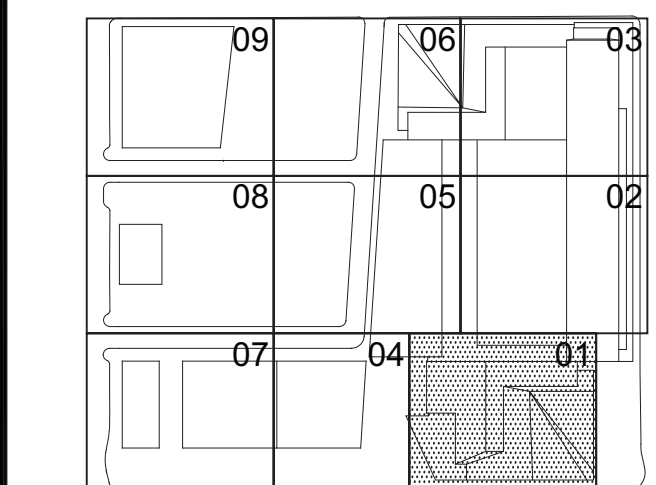
Mechanical, Electrical, Plumbing, Fire Protection  
Jaros Baum & Bolles Consulting Engineers  
80 Pine Street  
New York, NY 10013  
Tel: 212.530.9300 Fax: 212.269.5894

SYMBOL KEY	
	1-HOUR RATED WALL
	2-HOUR RATED WALL
	3-HOUR RATED WALL

NOTES:  
1. FLOOR OPENINGS INSIDE TELECOM  
AND ELECTRICAL CLOSETS ARE TO BE  
PROTECTED BY FIRE RIGID CONDUIT  
SLEEVE PLATES, REFER TO ELECTRICAL  
DWGS FOR PRODUCT INFORMATION.

1 D.O.B. BUILDING PERMIT FILING 03/22/2013  
Date Issue Date

Key Plan



Date  
03/22/2013  
Project No.  
1776.10  
Drawing No.  
Sheet Number

HYE-TC-A1-0501M

FLOOR PLAN 05M  
SECTOR 01

Drawing Number  
A1-0501M  
B/CAD Drawing Number

A-117.00

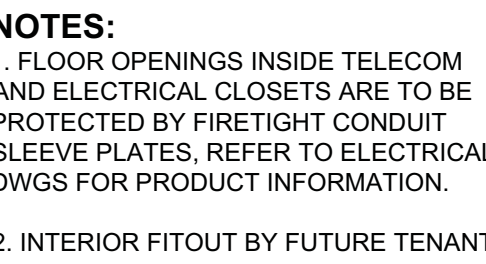
SHEET 18 OF 239

Damian Titus  
Buildings  
APPROVED  
Under Directive 2 of 1975  
Date/Time: Aug 15, 2013 - 10:17 AM  
NYC Development Hub

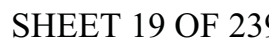
1 Floor 05 - Mechanical  
SCALE: 1/8"=1'-0"







*Mechanical, Electrical, Plumbing, Fire Protection*  
Jaros Baum & Bolles Consulting Engineers  
80 Pine Street  
New York, NY 10013  
Tel: 212.530.9300 Fax: 212.269.5894

Key Place



HUDSON YARDS -  
TOWER C

Address  
501 WEST 30TH STREET  
NEW YORK, NY

Client  
Related Companies  
60 Columbus Circle  
New York, NY 10023  
Tel: 212.501.1000 Fax: 212.801.1048

Oxford Properties Group  
320 Park Avenue, 17th Floor  
New York, NY 10022  
Tel: 212.986.7514 Fax: 212.986.7510

Construction Manager  
Tishman Construction Corporation  
100 Park Avenue, 5th Floor  
New York, NY 10017  
Tel: 212.708.5500

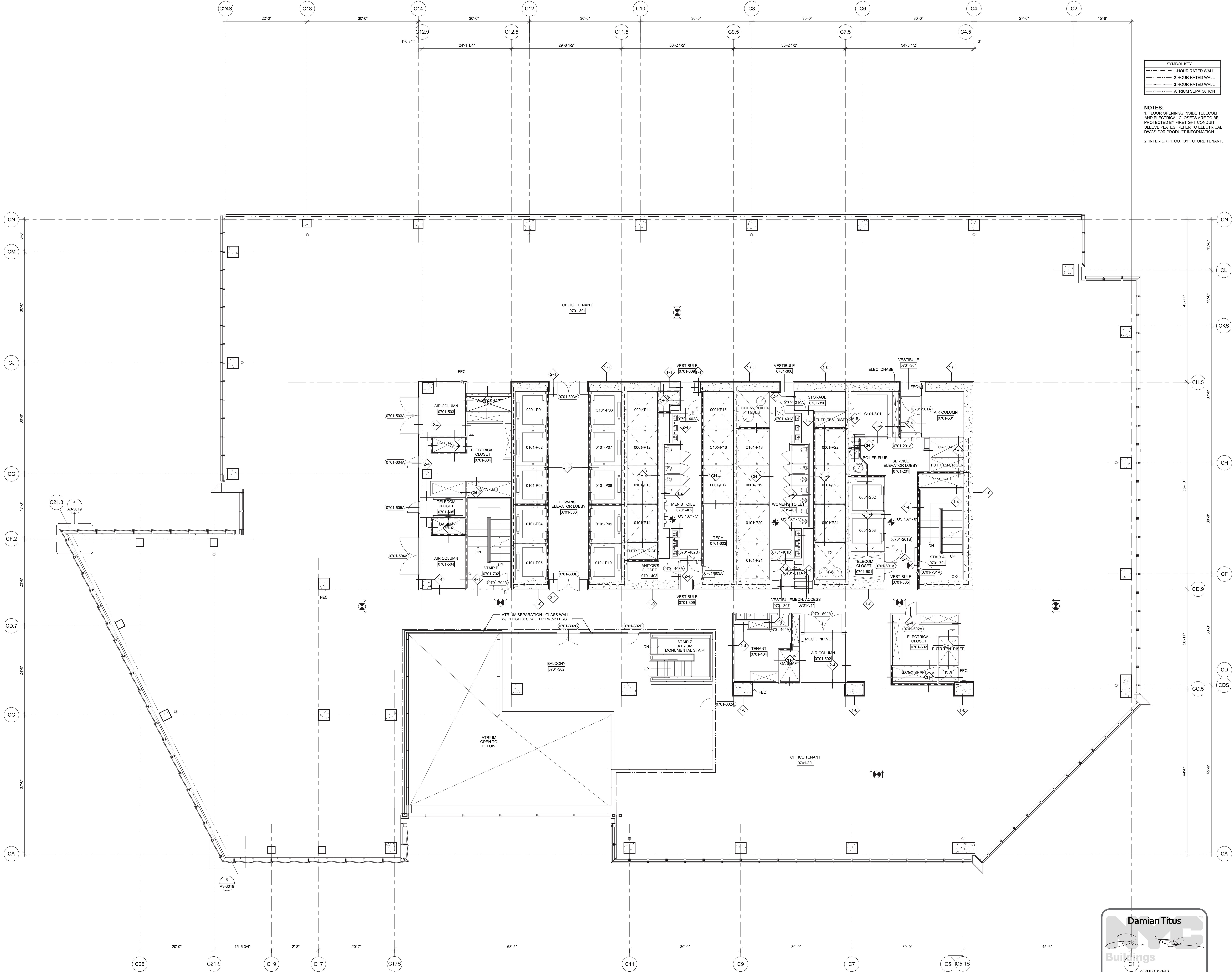
Architect  
Kohn Pedersen Fox Associates PC  
Architects & Planning Consultants  
11 West 42nd Street  
New York, NY 10036  
Tel: 212.977.6500 Fax: 212.956.2526

Structural Engineer  
Thornton Tomasetti, Inc.  
51 Madison Avenue  
New York, NY 10010  
Tel: 917.661.7800 Fax: 917.661.7801

Mechanical, Electrical, Plumbing, Fire Protection  
Jens Baum & Bolles Consulting Engineers  
80 Pine Street  
New York, NY 10013  
Tel: 212.530.9300 Fax: 212.269.5894

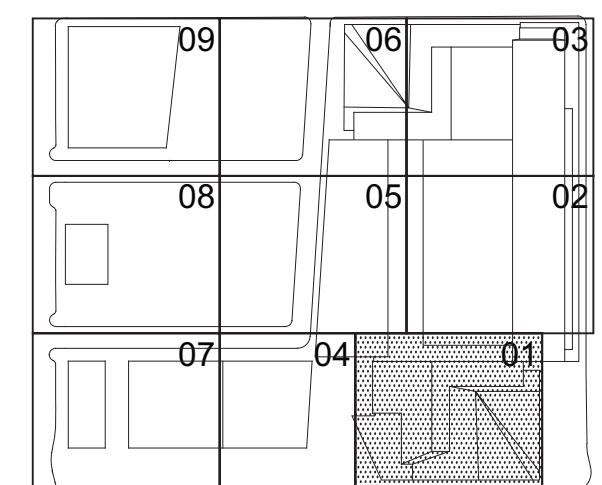
SYMBOL KEY	
---	1-HOUR RATED WALL
---	2-HOUR RATED WALL
---	3-HOUR RATED WALL
---	ATRIUM SEPARATION

NOTES:  
1. FLOOR OPENINGS INSIDE TELECOM AND ELECTRICAL CLOSETS ARE TO BE PROTECTED BY FIRE TIGHT CONDUIT SLEEVE PLATES. REFER TO ELECTRICAL DWGS FOR PRODUCT INFORMATION.  
2. INTERIOR FITOUT BY FUTURE TENANT.



1	D.O.B. BUILDING PERMIT FILING	03/22/2013
NO.	Issue	Date

Key Plan



Date  
03/22/2013  
Project No.  
1776.10  
Drawn By  
Sheet Number

HYE-TC-A1-0701

FLOOR PLAN 07  
SECTOR 01

Drawing Number  
A1-0701

8/10/13 Drawing Number

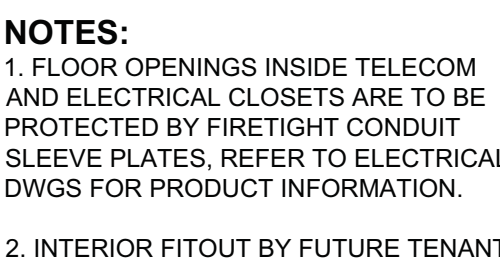
A-119.00

SHEET 20 OF 239

**Damian Titus**  
Building  
C1  
APPROVED  
Under Directive 2 of 1975  
Date/Time: Aug 15, 2013 - 10:17 AM  
NYC Development Hub

1 Floor 07 Low-Rise Office  
SCALE: 1/8"=1'-0"





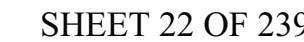
*Mechanical, Electrical, Plumbing, Fire Protection*  
Jaros Baum & Bolles Consulting Engineers  
80 Pine Street  
New York, NY 10013  
Tel: 212.530.9300 Fax: 212.269.5894

SHEET 21 OF 239

1 Floor 08 - Low-Rise Office  
SCALE: 1/8"=1'-0"

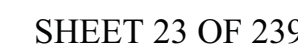
© 2011 KOUIN PETERSEN EBY ASSOCIATES PC. All rights reserved.



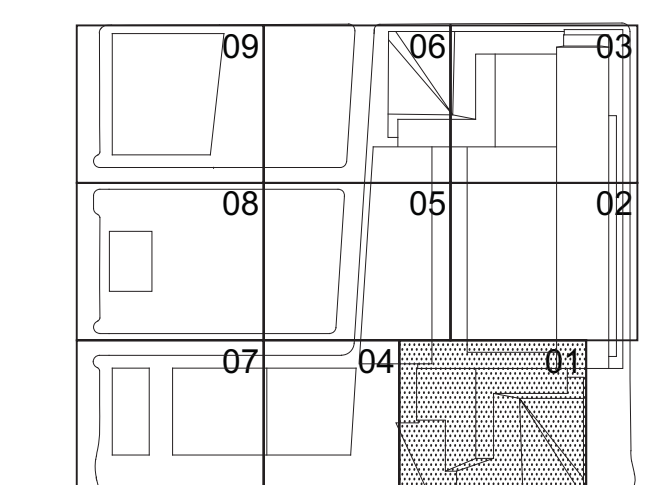


1 Floor 09 - Low-Rise Office  
SCALE: 1/8"=1'-0"









SHEET 24 OF 239

2. INTERIOR FITOUT BY FUTURE TENANT.

*Client  
Related Companies*  
60 Columbus Circle  
New York, NY 10023  
Tel: 212.801.1000 Fax: 212.801.1048

*Oxford Properties Group*  
320 Park Avenue, 17th Floor  
New York, NY 10022  
Tel: 212.986.7514 Fax: 212.986.7510

*Construction Manager*  
Tishman Construction Corporation  
100 Park Avenue, 5th Floor  
New York, NY 10017  
Tel: 212.788.3600

*Architect*  
Kohn Pedersen Fox Associates PC  
Architects & Planning Consultants  
11 West 42nd Street  
New York, NY 10036  
Tel: 212.977.6500 Fax: 212.956.2526

*Structural Engineer*  
Thornton Tomasetti, Inc.  
51 Madison Avenue  
New York, NY 10010  
Tel: 917.661.7800 Fax: 917.661.7801

*Mechanical, Electrical, Plumbing, Fire*  
Jacobs Baum & Bolles Consulting Engineering  
80 Pine Street  
New York, NY 10013  
Tel: 212.530.5900 Fax: 212.269.5894

Key Place

SHEET 24 OF 239

Date/Time: Aug 15, 2013 – 10:17 AM

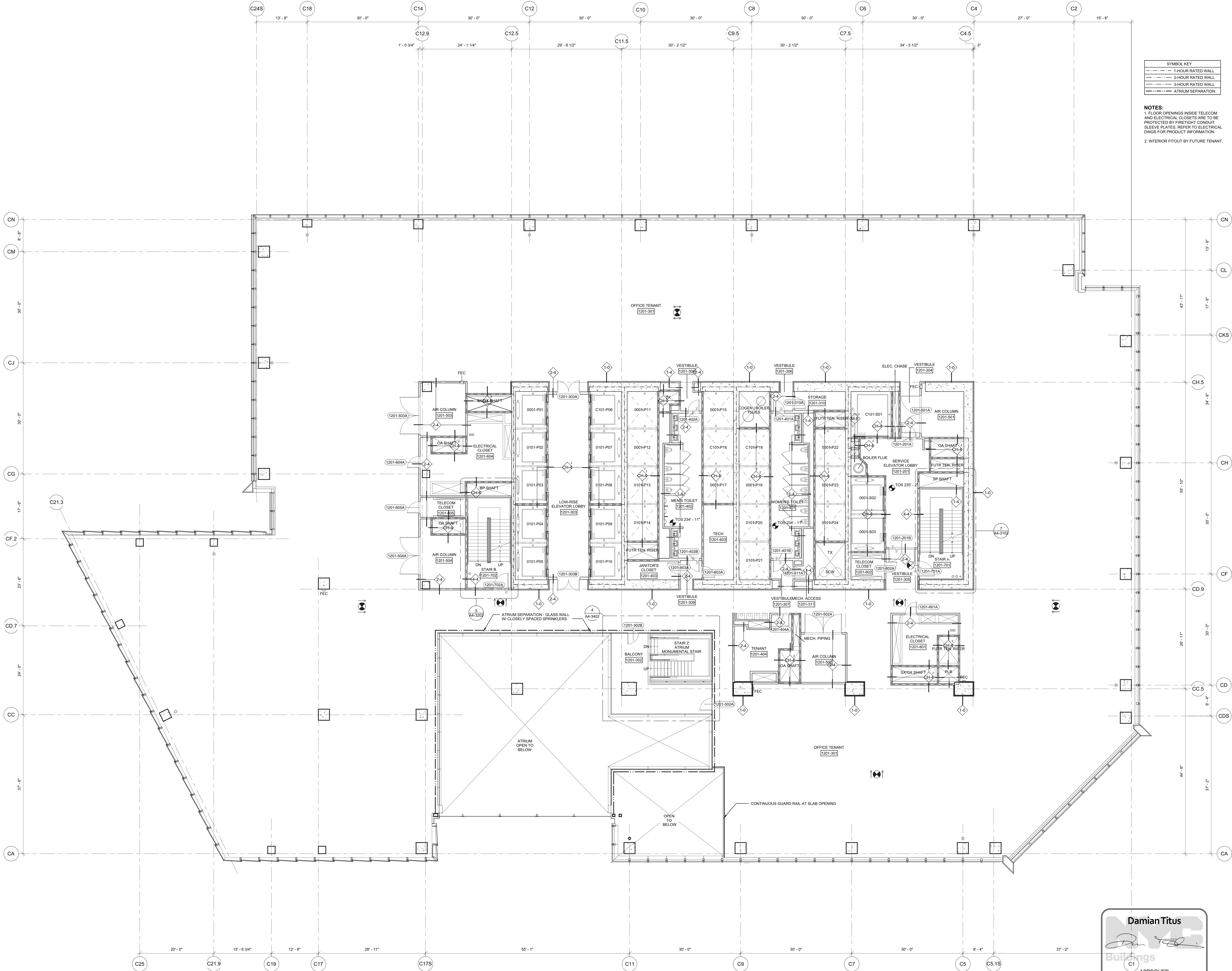
1 Floor 11 - Low-Rise Office  
SCALE: 1/8" = 1'-0"

SHEET 24 OF 239



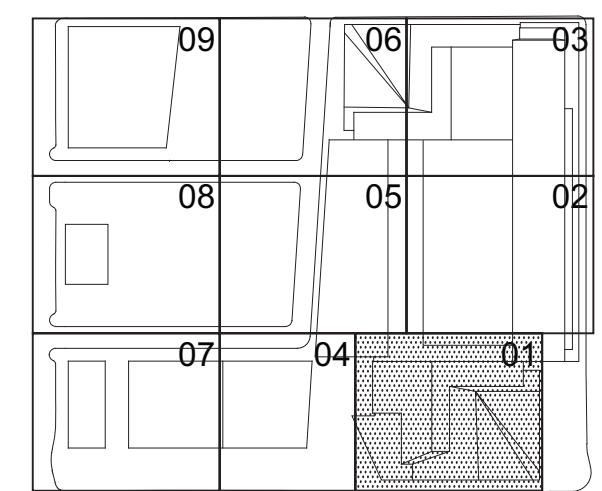
SYMBOL KEY	
---	1-HOUR RATED WALL
---	2-HOUR RATED WALL
---	3-HOUR RATED WALL
---	ATRIUM SEPARATION

NOTES:  
1. FLOOR OPENINGS INSIDE TELECOM AND ELECTRICAL CLOSETS ARE TO BE PROTECTED BY FIRE TIGHT CONDUIT SLEEVE PLATES. REFER TO ELECTRICAL DWGS FOR PRODUCT INFORMATION.  
2. INTERIOR FITOUT BY FUTURE TENANT.



1 Floor 12 - Low-Rise Office  
SCALE: 1/8" = 1'-0"

**Damian Titus**  
Buildings  
C1  
APPROVED  
Under Directive 2 of 1975  
Date/Time: Aug 15, 2013 - 10:17 AM  
NYC Development Hub



Date  
03/22/2013  
Project No.  
1776.10  
Drawn By  
Sheet Number

HYE-TC-A1-1201

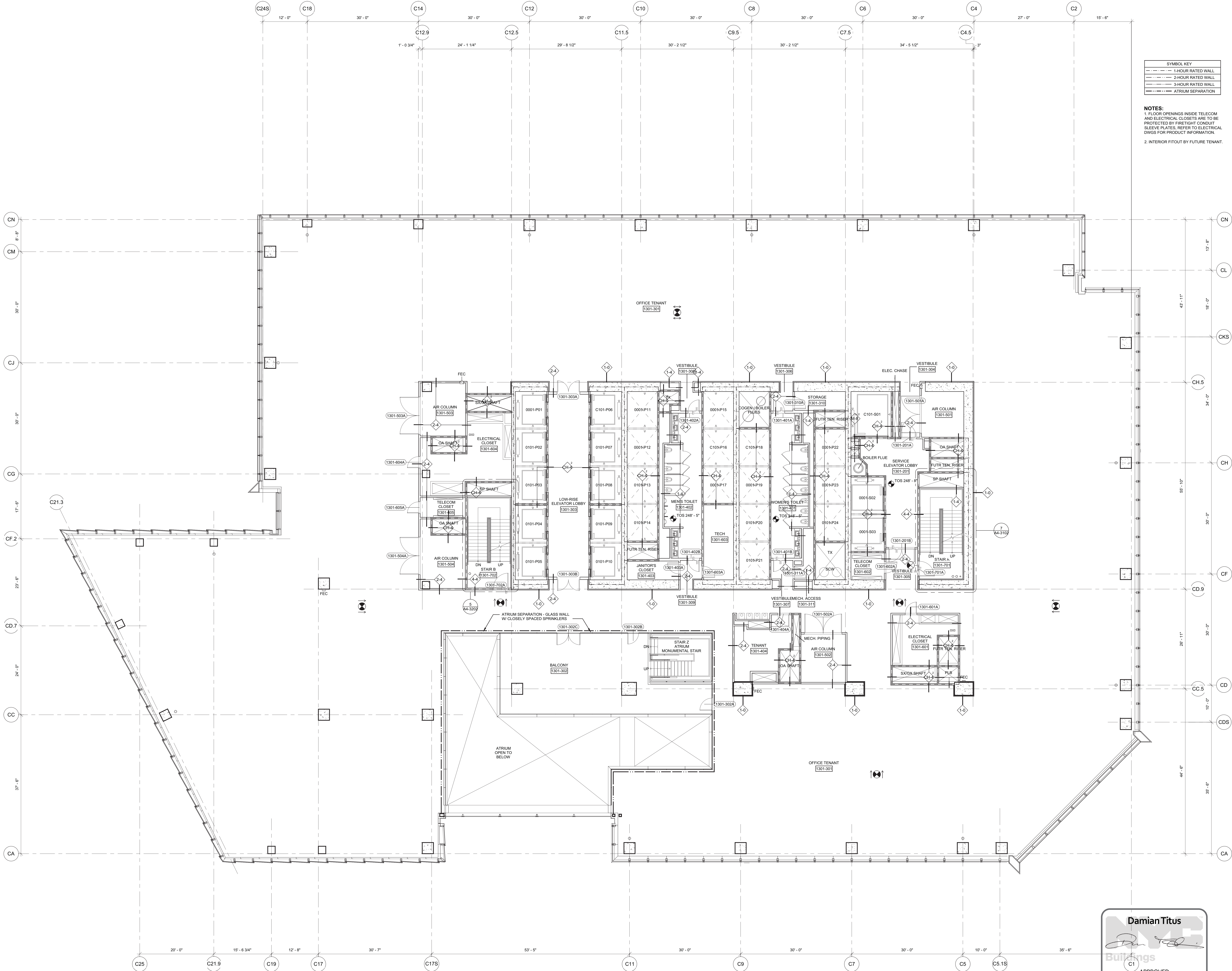
FLOOR PLAN 12  
SECTOR 01

Drawing Number  
A1-1201  
B/CAD Drawing Number  
A-124.00



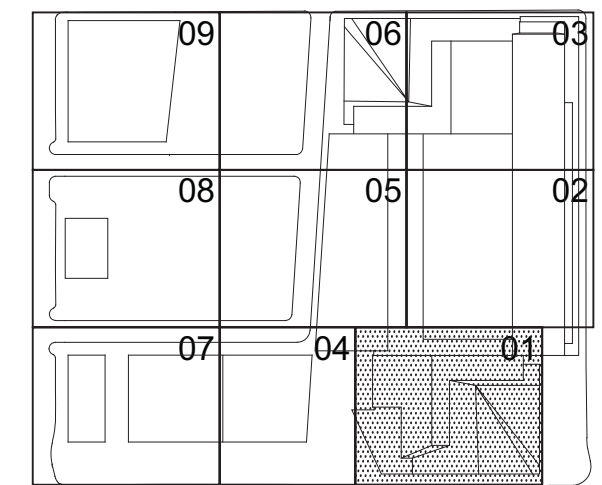
SYMBOL KEY	
---	1-HOUR RATED WALL
---	2-HOUR RATED WALL
---	3-HOUR RATED WALL
---	ATRIUM SEPARATION

NOTES:  
1. FLOOR OPENINGS INSIDE TELECOM AND ELECTRICAL CLOSETS ARE TO BE PROTECTED BY FIREIGHT CONDUIT SLEEVE PLATES. REFER TO ELECTRICAL DWGS FOR PRODUCT INFORMATION.  
2. INTERIOR FITOUT BY FUTURE TENANT.



1 Floor 13 - Low-Rise Office  
SCALE: 1/8" = 1'-0"

**Damian Titus**  
Buildings  
C1  
APPROVED  
Under Directive 2 of 1975  
Date/Time: Aug 15, 2013 - 10:17 AM  
NYC Development Hub



Date: 03/22/2013  
Project No: 1776.10  
Drawn By: [Signature]  
Sheet Number: [Signature]  
REGISTERED ARCHITECT  
STATE OF NEW YORK

HYE-TC-A1-1301

FLOOR PLAN 13  
SECTOR 01

Drawing Number:  
A1-1301  
BY: [Signature]  
A-125.00  
SHEET 26 OF 239



HUDSON YARDS -  
TOWER C

Address  
501 WEST 30TH STREET  
NEW YORK, NY

Client  
Related Companies  
60 Columbus Circle  
New York, NY 10023  
Tel: 212.501.1000 Fax: 212.801.1048

Oxford Properties Group  
320 Park Avenue, 17th Floor  
New York, NY 10022  
Tel: 212.986.7514 Fax: 212.986.7510

Construction Manager  
Tishman Construction Corporation  
100 Park Avenue, 5th Floor  
New York, NY 10017  
Tel: 212.708.5500

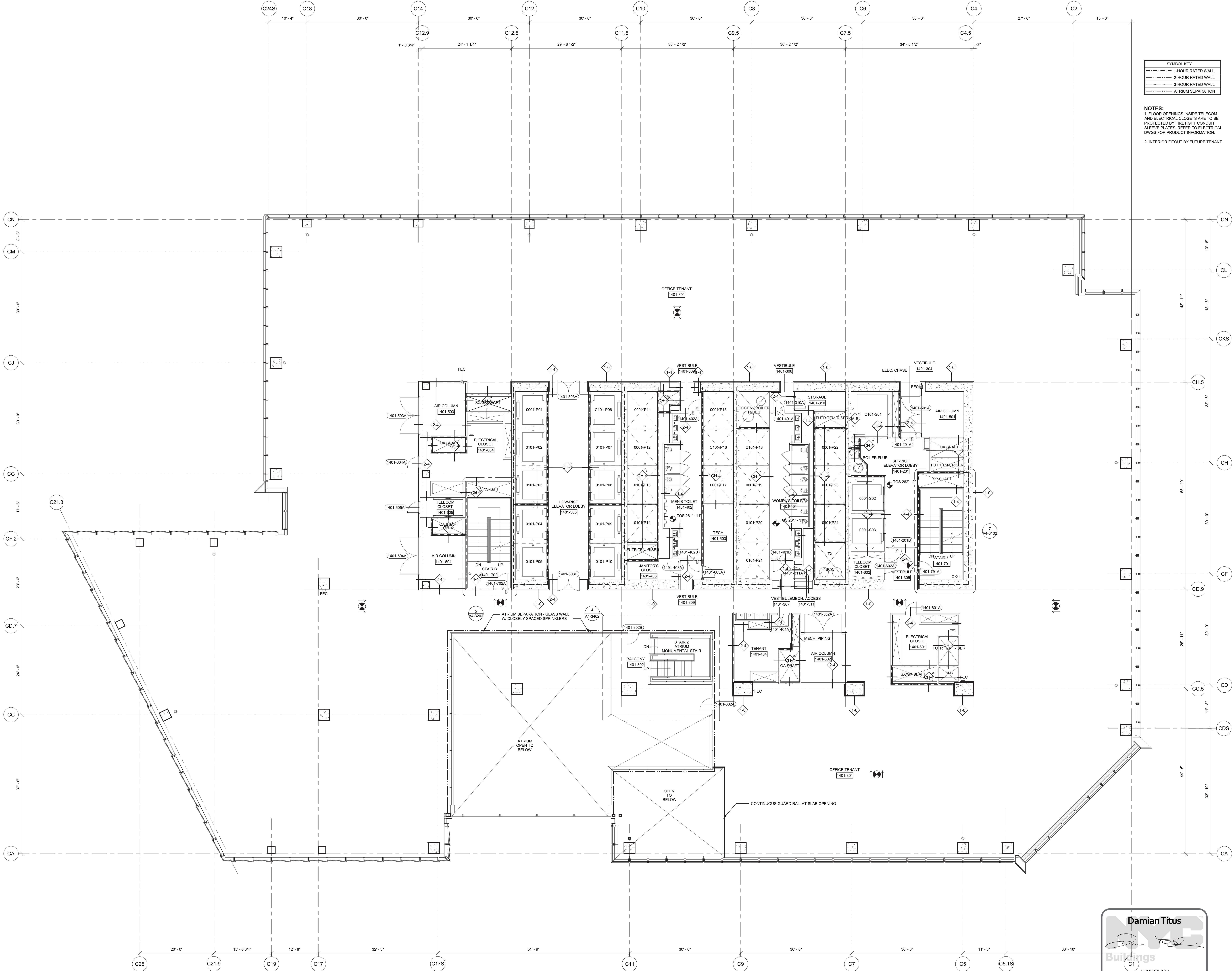
Architect  
Kohn Pedersen Fox Associates PC  
Architects & Planning Consultants  
11 West 42nd Street  
New York, NY 10036  
Tel: 212.977.6500 Fax: 212.956.2526

Structural Engineer  
Thornton Tomasetti, Inc.  
51 Madison Avenue  
New York, NY 10010  
Tel: 917.661.7800 Fax: 917.661.7801

Mechanical, Electrical, Plumbing, Fire Protection  
Jaro Baum & Bolles Consulting Engineers  
80 Pine Street  
New York, NY 10013  
Tel: 212.530.9300 Fax: 212.269.5894

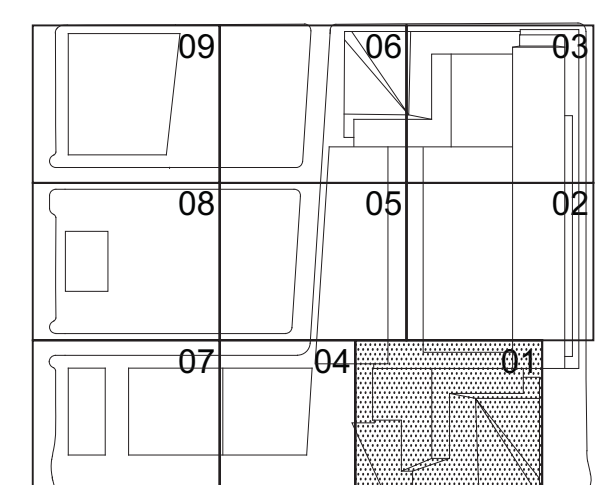
SYMBOL KEY	
---	1-HOUR RATED WALL
---	2-HOUR RATED WALL
---	3-HOUR RATED WALL
---	ATRIUM SEPARATION

NOTES:  
1. FLOOR OPENINGS INSIDE TELECOM AND ELECTRICAL CLOSETS ARE TO BE PROTECTED BY FIRE-RIGHT CONDUIT SLEEVE PLATES. REFER TO ELECTRICAL DWGS FOR PRODUCT INFORMATION.  
2. INTERIOR FITOUT BY FUTURE TENANT.



1 D.O.B. BUILDING PERMIT FILING 03/22/2013  
No Issue Date

Key Plan



Date  
03/22/2013  
Project No.  
1776.10  
Drawn By  
Sheet Number

HYE-TC-A1-1401

FLOOR PLAN 14  
SECTOR 01

Drawing Number  
A1-1401

Sheet Number  
A-126.00

SHEET 27 OF 239

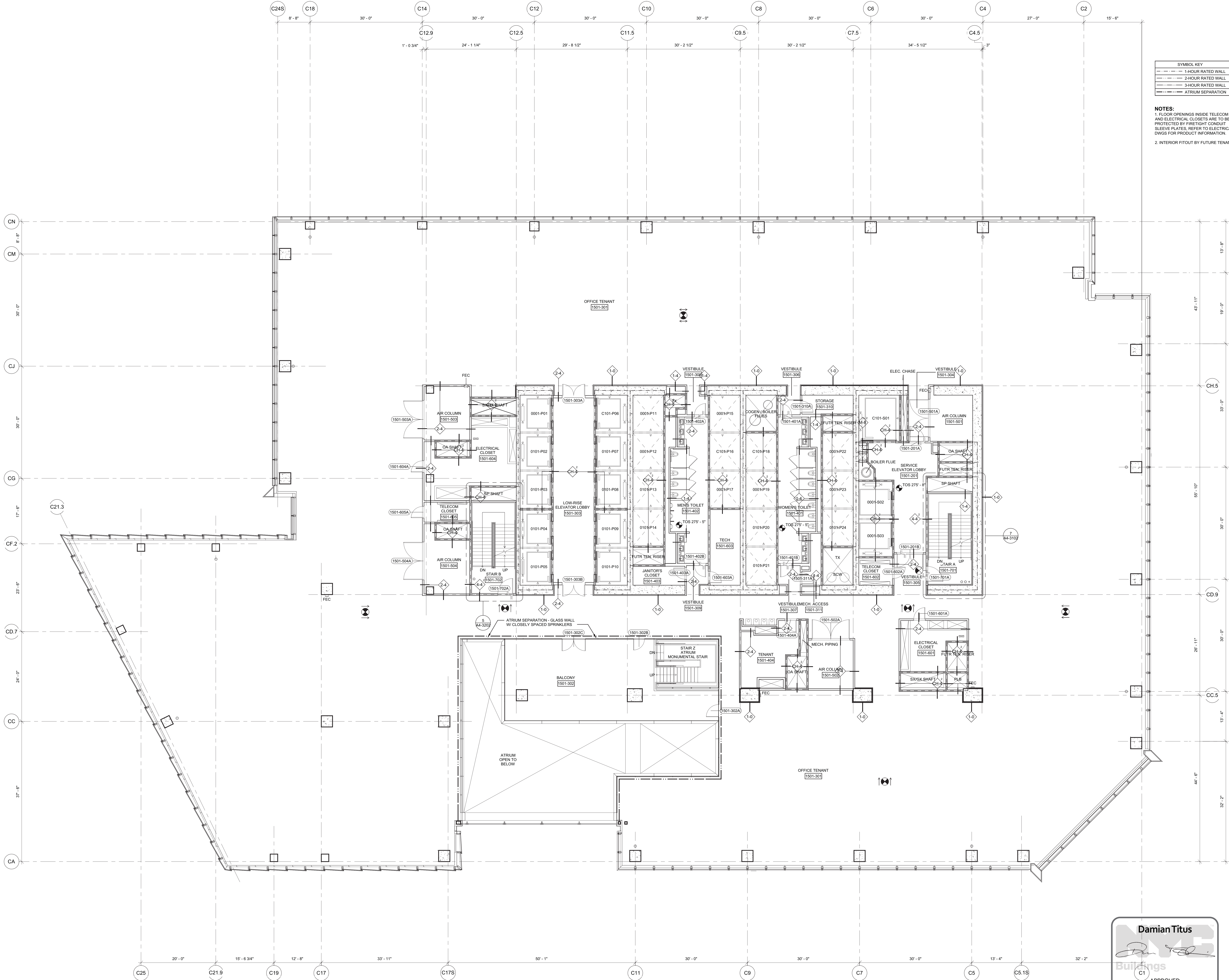
**Damian Titus**  
Buildings  
C1  
APPROVED  
Under Directive 2 of 1975  
Date/Time: Aug 15, 2013 - 10:17 AM  
NYC Development Hub

1 Floor 14 - Low-Rise Office  
SCALE: 1/8" = 1'-0"



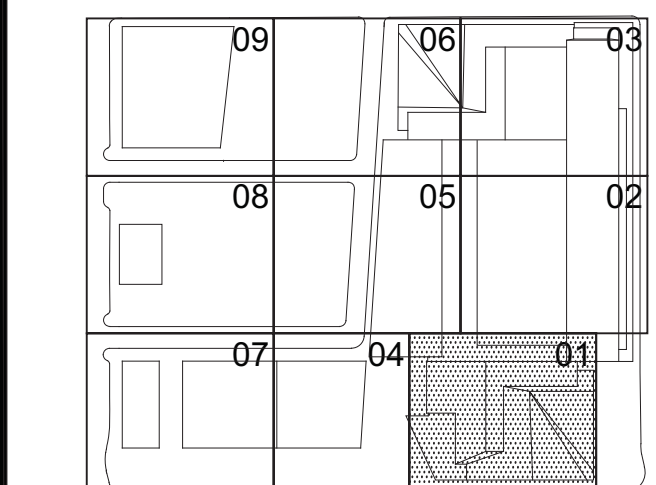
SYMBOL KEY	
---	1-HOUR RATED WALL
---	2-HOUR RATED WALL
---	3-HOUR RATED WALL
---	ATRIUM SEPARATION

NOTES:  
1. FLOOR OPENINGS INSIDE TELECOM AND ELECTRICAL CLOSETS ARE TO BE PROTECTED BY FIRE-RIGHT CONDUIT SLEEVE PLATES. REFER TO ELECTRICAL DWGS FOR PRODUCT INFORMATION.  
2. INTERIOR FITOUT BY FUTURE TENANT.



D.O.B. BUILDING PERMIT FILING	
NO.	DATE
1	03/22/2013

Key Plan



Date  
03/22/2013  
Project No.  
1776.10  
Drawn By  
Sheet Number

HYE-TC-A1-1501

FLOOR PLAN 15  
SECTOR 01

Drawing Number  
A1-1501  
B/CAD Drawing Number  
A-127.00

SHEET 28 OF 239

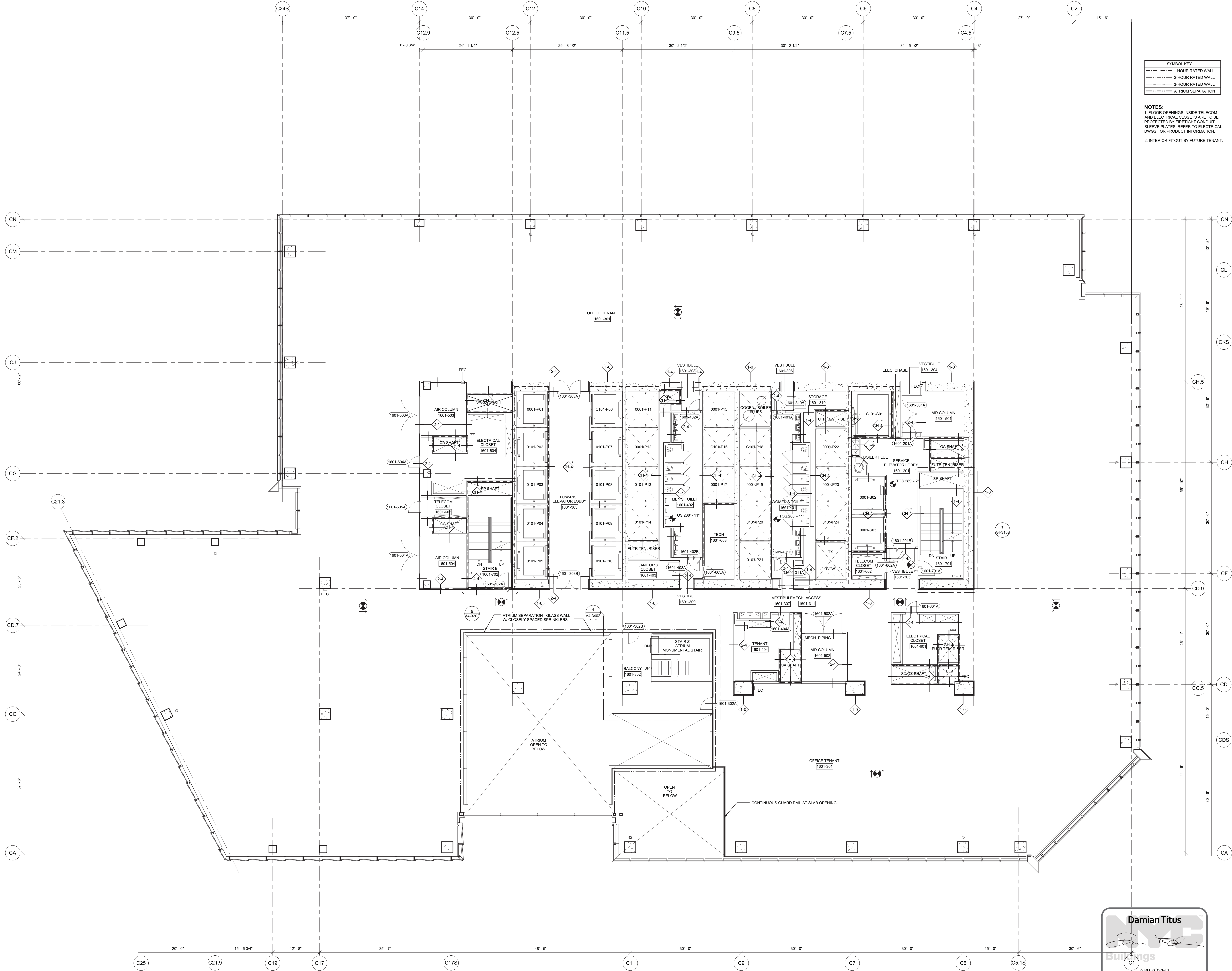
**Damian Titus**  
Buildings  
C1  
APPROVED  
Under Directive 2 of 1975  
Date/Time: Aug 15, 2013 - 10:17 AM  
NYC Development Hub

1 Floor 15 - Low-Rise Office  
SCALE: 1/8" = 1'-0"



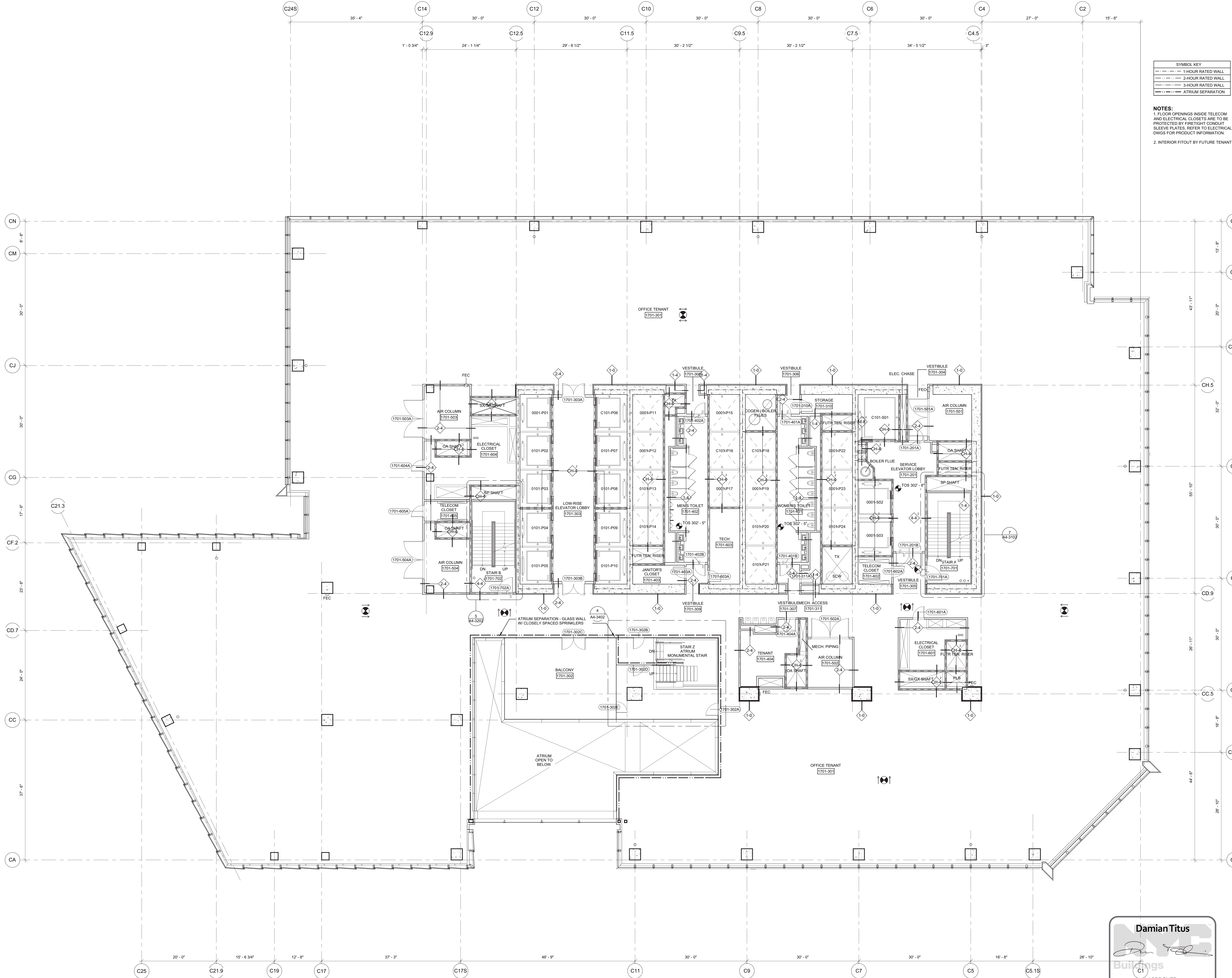
SYMBOL KEY	
---	1-HOUR RATED WALL
---	2-HOUR RATED WALL
---	3-HOUR RATED WALL
---	ATRIUM SEPARATION

NOTES:  
1. FLOOR OPENINGS INSIDE TELECOM AND ELECTRICAL CLOSETS ARE TO BE PROTECTED BY FIRST TIGHT CONDUIT SLEEVE PLATES. REFER TO ELECTRICAL DWGS FOR PRODUCT INFORMATION.  
2. INTERIOR FITOUT BY FUTURE TENANT.





Filename: P:\Projects\1776\_WestSideYardsDrawings\CAD\Sheet\TC\Doc\_Permi\_Serv\Sheet\VE-TCA-1701.dwg Plotted by: Matt Gregory Plot Time: 3/21/2013 4:41 PM



1 Floor 17 - Low-Rise Office  
SCALE: 1/8" = 1'-0"

**Damian Titus**  
Building  
APPROVED  
Under Directive 2 of 1975  
Date/Time: Aug 15, 2013 - 10:17 AM  
NYC Development Hub

## HUDSON YARDS - TOWER C

Address  
501 WEST 30TH STREET  
NEW YORK, NY

Client  
Related Companies  
60 Columbus Circle  
New York, NY 10023  
Tel: 212.801.1000 Fax: 212.801.1048

Oxford Properties Group  
320 Park Avenue, 17th Floor  
New York, NY 10022  
Tel: 212.866.7514 Fax: 212.986.7510

Construction Manager  
Tishman Construction Corporation  
100 Park Avenue, 5th Floor  
New York, NY 10017  
Tel: 212.708.5600

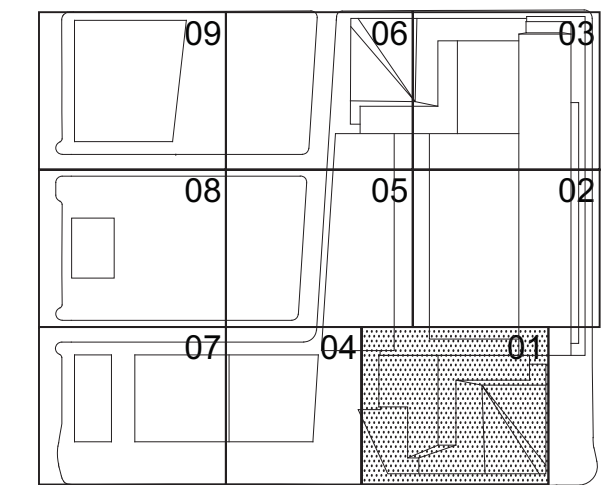
Architect  
Kohn Pedersen Fox Associates PC  
Architects & Planning Consultants  
11 West 42nd Street  
New York, NY 10036  
Tel: 212.977.6500 Fax: 212.956.2526

Structural Engineer  
Thornton Tomasetti, Inc.  
51 Madison Avenue  
New York, NY 10010  
Tel: 917.661.7800 Fax: 917.661.7801

Mechanical, Electrical, Plumbing, Fire Protection  
Jaros Baum & Bolles Consulting Engineers  
80 Pine Street  
New York, NY 10013  
Tel: 212.530.9300 Fax: 212.269.5894

1 D.O.B. BUILDING PERMIT FILING 03/22/2013  
Date Issue Date

Key Plan



Date:

03/22/2013

Project No:

1776.10

Drawn By:

Sheet Number

HYE-TC-A1-1701

Drawing Title

FLOOR PLAN 17

SECTOR 01

Drawing Number:

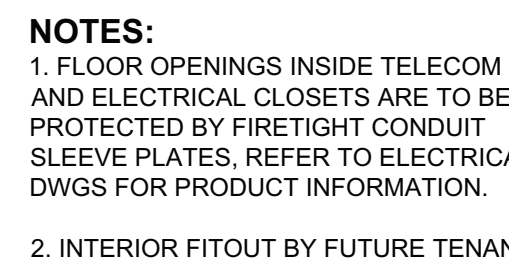
A1-1701

AS/CD Drawing Number:

A-129.00

SHEET 30 OF 239





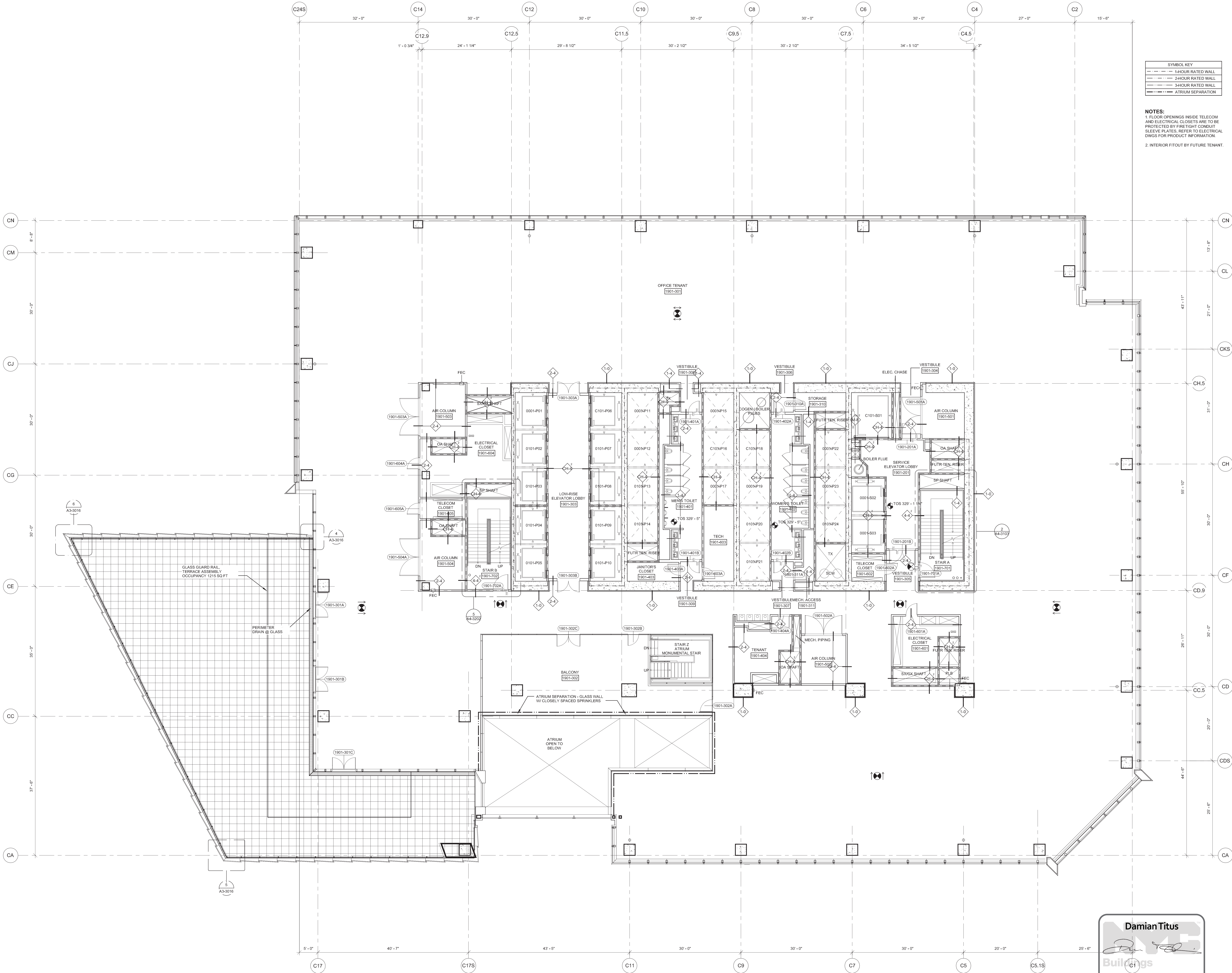
Key Point



SHEET 31 OF 239



Filename: P:\Projects\1776\_WestSideYardsDrawings\CAD\Sheet\TC08\_8\_Perm\_SMA\SeriesHYE-TC-A1-1901.dwg Plotted by: Mall Gregory Plot Time: 4/15/2013 10:15 AM



1 Floor 19 - Low-Rise Office  
SCALE: 1/8" = 1'-0"

**Damian Titus**  
Buildings  
APPROVED  
Under Directive 2 of 1975  
Date/Time: Aug 15, 2013 - 10:17 AM  
NYC Development Hub

## HUDSON YARDS - TOWER C

Address  
501 WEST 30TH STREET  
NEW YORK, NY

*Client*  
Related Companies  
60 Columbus Circle  
New York, NY 10023  
Tel: 212.801.1000 Fax: 212.801.1048

Oxford Properties Group  
320 Park Avenue, 17th Floor  
New York, NY 10022  
Tel: 212.986.7514 Fax: 212.986.7510

*Construction Manager*  
Tishman Construction Corporation  
100 Park Avenue, 5th Floor  
New York, NY 10017  
Tel: 212.708.3600

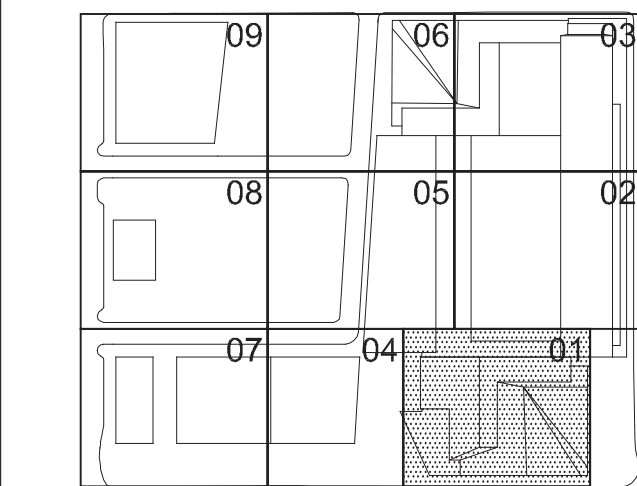
*Architect*  
Kohn Pedersen Fox Associates PC  
Architects & Planning Consultants  
11 West 42nd Street  
New York, NY 10036  
Tel: 212.977.6500 Fax: 212.956.2526

*Structural Engineer*  
Thomson Tomasetti, Inc.  
51 Madison Avenue  
New York, NY 10010  
Tel: 917.661.7800 Fax: 917.661.7801

*Mechanical, Electrical, Plumbing, Fire Protection*  
James Baum & Bolles Consulting Engineers  
80 Pine Street  
New York, NY 10013  
Tel: 212.530.9300 Fax: 212.269.5894

1 D.O.B. BUILDING PERMIT FILING 03/22/2013  
Date Date

Key Plan



Date  
03/22/2013  
Project No.  
1776.10  
Drawing No.  
HYE-TC-A1-1901  
Drawing Title  
Floor Plan

FLOOR PLAN 19  
SECTOR 01

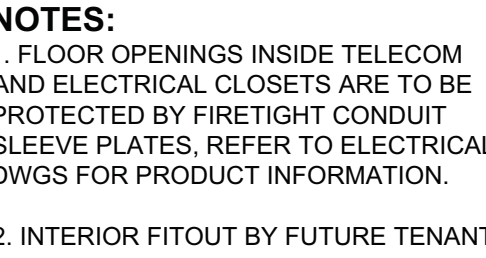
Drawing Number  
A1-1901

R-S-C-A-Y Drawing Number

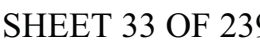
A-131.00

SHEET 32 OF 239





**Mechanical, Electrical, Plumbing, Fire Protection**  
**Jaros Baum & Bolles Consulting Engineers**  
 80 Pine Street  
 New York, NY 10013  
 Tel: 212.530.9300 Fax: 212.269.5894

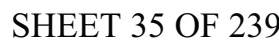
Key Place

1 Floor 20 - Low-Rise Office  
SCALE: 1/8" = 1'-0"



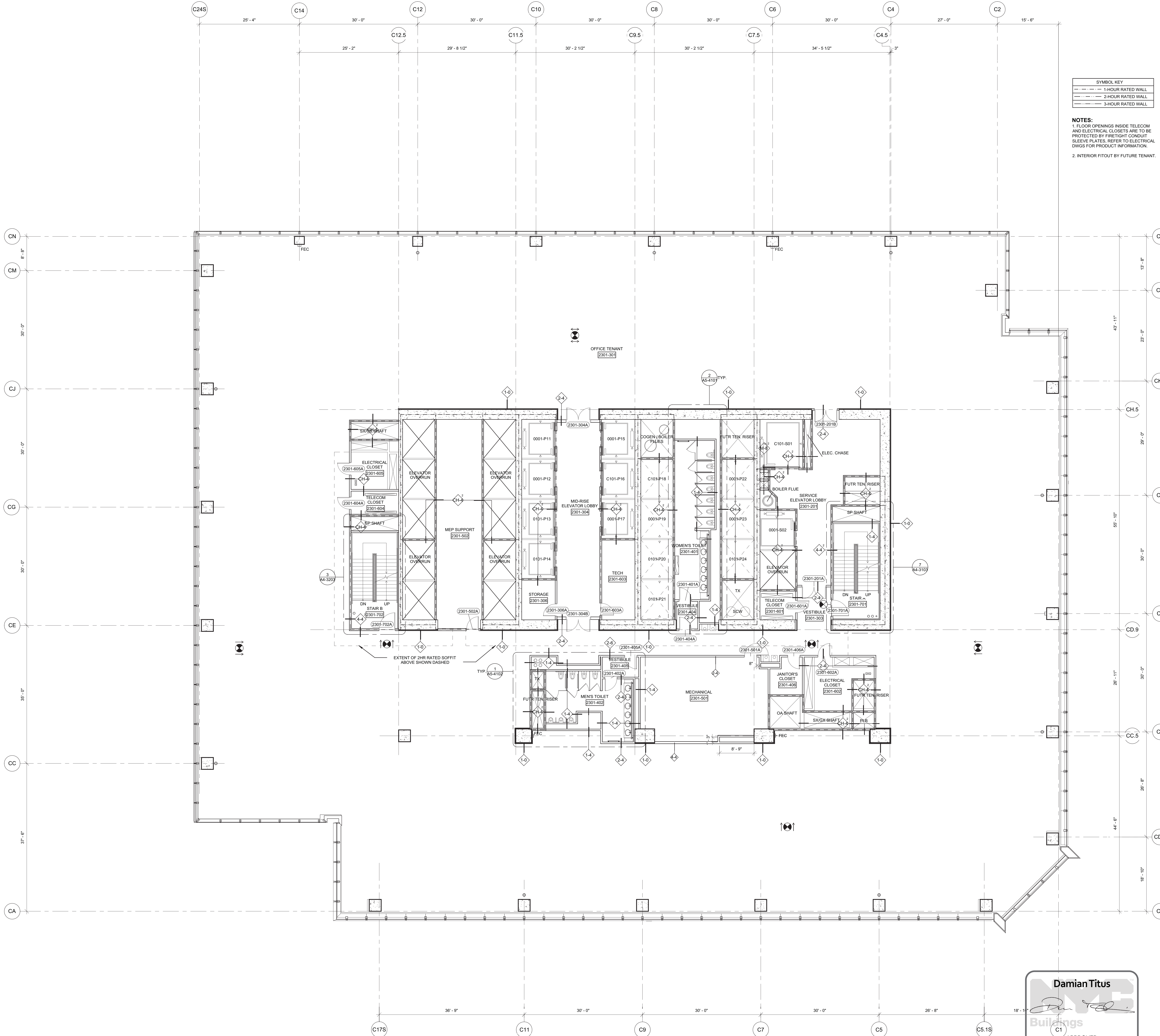








Filename: P:\Projects\1776\_Vestibule\Drawings\CAD\Sheet\TC\Doc\_Permi\_Serv\Sheet\VE-TCA-2301.dwg Plotted by: Matt Gregory Plot Time: 3/21/2013 4:02 PM



1 Floor 23 - Low-Rise Office  
SCALE: 1/8"=1'-0"

**Damian Titus**  
Buildings  
C1  
APPROVED  
Under Directive 2 of 1975  
Date/Time: Aug 15, 2013 - 10:17 AM  
NYC Development Hub

# HUDSON YARDS - TOWER C

Address  
501 WEST 30TH STREET  
NEW YORK, NY

Client  
Related Companies  
60 Columbus Circle  
New York, NY 10023  
Tel: 212.801.1000 Fax: 212.801.1048

Oxford Properties Group  
320 Park Avenue, 17th Floor  
New York, NY 10022  
Tel: 212.866.7514 Fax: 212.986.7510

Construction Manager  
Tishman Construction Corporation  
100 Park Avenue, 5th Floor  
New York, NY 10017  
Tel: 212.708.5000

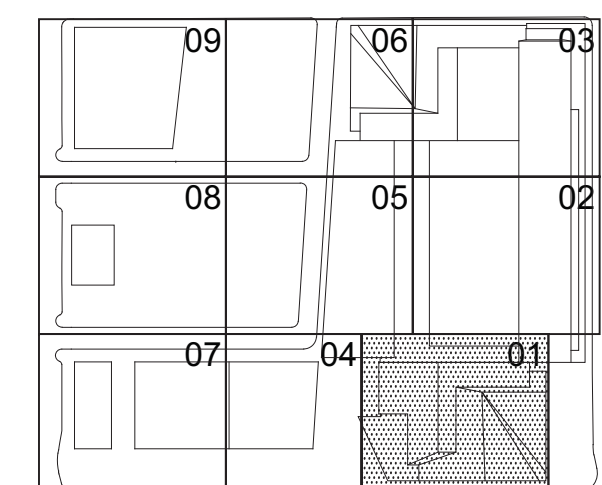
Architect  
Kohn Pedersen Fox Associates PC  
Architects & Planning Consultants  
11 West 42nd Street  
New York, NY 10036  
Tel: 212.977.6500 Fax: 212.956.2526

Structural Engineer  
Thornton Tomasetti, Inc.  
51 Madison Avenue  
New York, NY 10010  
Tel: 917.661.7800 Fax: 917.661.7801

Mechanical, Electrical, Plumbing, Fire Protection  
Jaros Baum & Bolles Consulting Engineers  
80 Pine Street  
New York, NY 10013  
Tel: 212.530.9300 Fax: 212.269.5894

1 D.O.B. BUILDING PERMIT FILING 03/22/2013  
Date Issue Date

Key Plan



Date:  
03/22/2013  
Project No:  
1776.10  
Drawn By:  
Sheet Number

HYE-TC-A1-2301

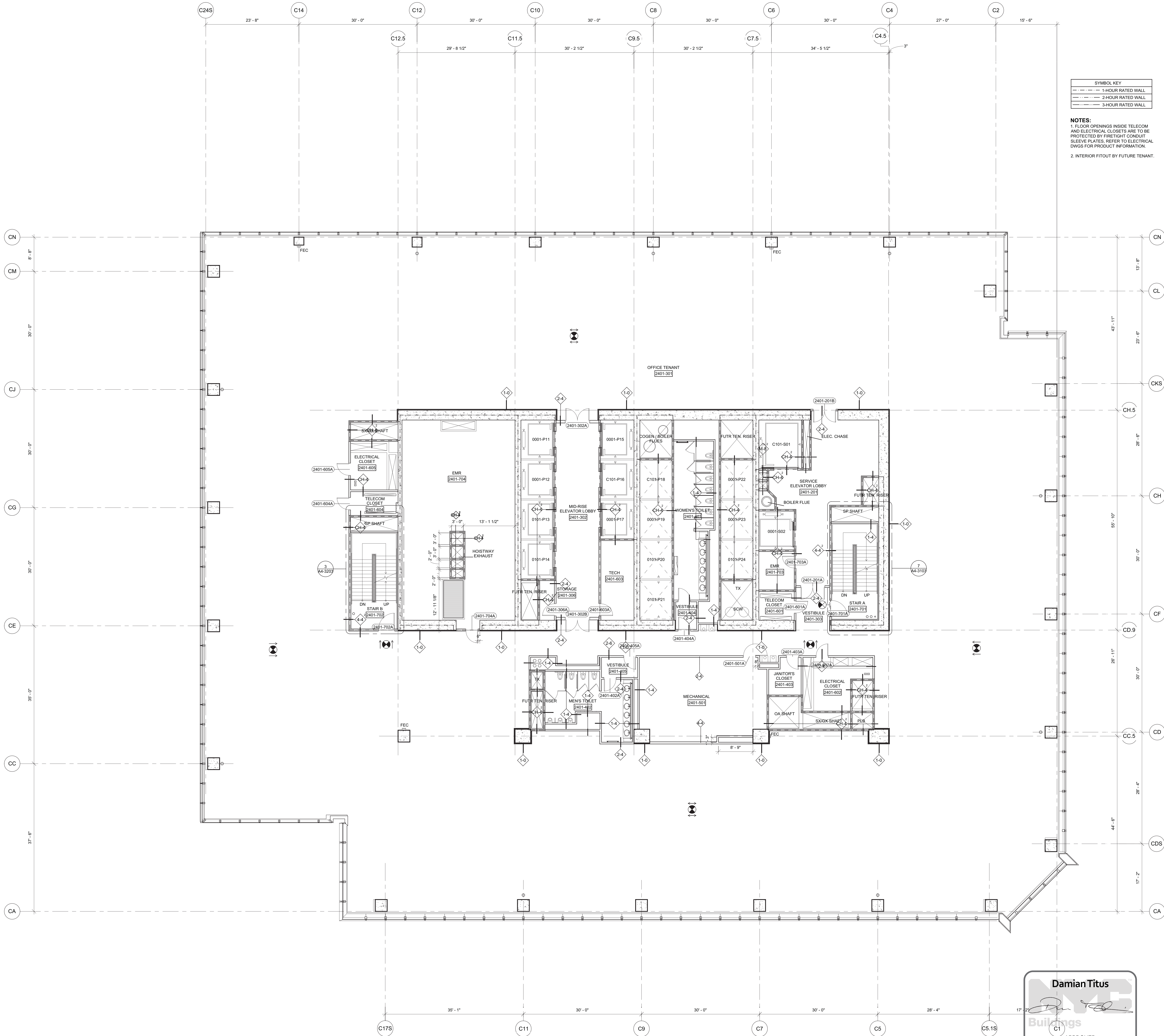
FLOOR PLAN 23  
SECTOR 01

Drawing Number:  
A1-2301  
Architect Drawing Number:  
A-135.00

SHEET 36 OF 239



F:\Projects\1776\_WestSideYardsDrawings\CADD\Sheet\TC04d\_Permi\_Serv\Sheet\WETCA\2401.dwg Plotted by: Matt Gregory Plot Time: 3/21/2013 4:02 PM



1 Floor 24 - Low-Rise Office  
SCALE: 1/8"=1'-0"

**Damian Titus**  
Buildings  
C1  
APPROVED  
Under Directive 2 of 1975  
Date/Time: Aug 15, 2013 - 10:17 AM  
NYC Development Hub

## HUDSON YARDS - TOWER C

Address  
501 WEST 30TH STREET  
NEW YORK, NY

Client  
Related Companies  
60 Columbus Circle  
New York, NY 10023  
Tel: 212.801.1000 Fax: 212.801.1048

Oxford Properties Group  
320 Park Avenue, 17th Floor  
New York, NY 10022  
Tel: 212.866.7514 Fax: 212.986.7510

Construction Manager  
Tishman Construction Corporation  
100 Park Avenue, 5th Floor  
New York, NY 10017  
Tel: 212.708.5000

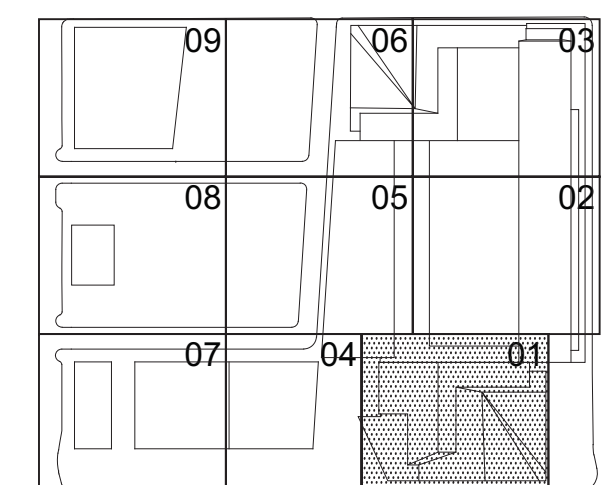
Architect  
Kohn Pedersen Fox Associates PC  
Architects & Planning Consultants  
11 West 42nd Street  
New York, NY 10036  
Tel: 212.977.6500 Fax: 212.956.2526

Structural Engineer  
Thornton Tomasetti, Inc.  
51 Madison Avenue  
New York, NY 10010  
Tel: 917.661.7800 Fax: 917.661.7801

Mechanical, Electrical, Plumbing, Fire Protection  
Jaros Baum & Bolles Consulting Engineers  
80 Pine Street  
New York, NY 10013  
Tel: 212.530.9300 Fax: 212.269.5894

1	D.O.B. BUILDING PERMIT FILING	03/22/2013
Date	Issue	Date

Key Plan



Date:

03/22/2013

Project No.:

1776.10

Drawn By:

Sheet Number:

HYE-TC-A1-2401

Drawing Title:

FLOOR PLAN 24

SECTOR 01

Drawing Number:

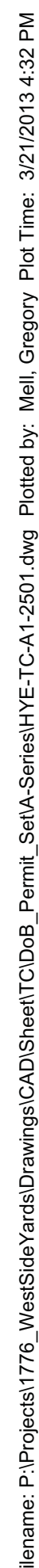
A1-2401

Project Drawing Number:

A-136.00

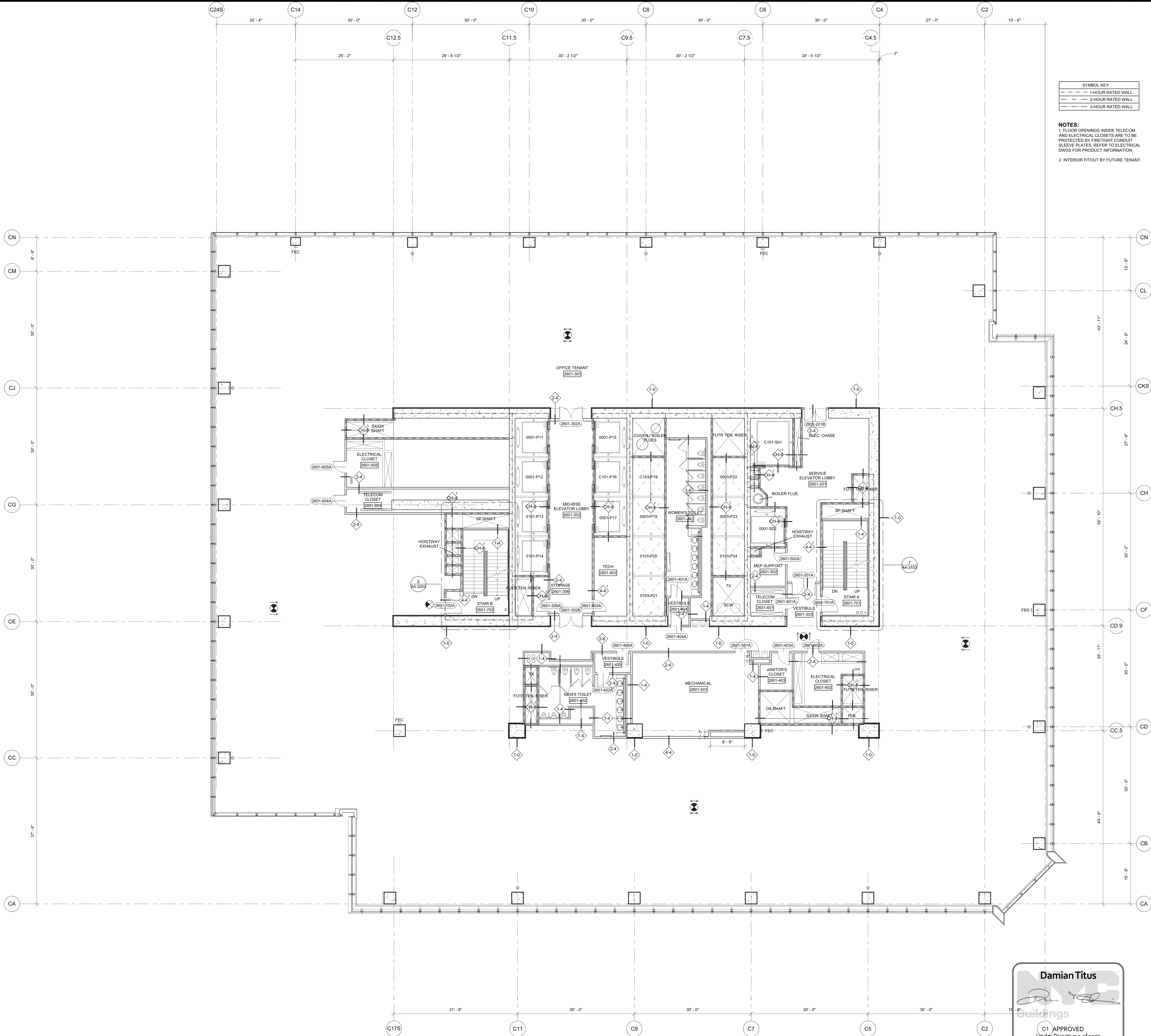
Sheet 37 of 239







Filename: P:\Projects\1776\_ WestSideYardsDrawings\CAD\Sheet\TC\Doc\_Permi\_Serv\Sheet\HETE-CA-2601.dwg Plotted by: Malli Gregory Plot Time: 3/21/2013 4:02 PM




1 Floor 26 - Low-Rise Office / Stair B Transfer  
SCALE: 1/8"=1'-0"

**Damian Titus**  
*[Signature]*  
**Buildings**  
C1 APPROVED  
Under Directive 2 of 1975  
Date/Time: Aug 15, 2013 - 10:17 AM  
**NYC Development Hub**

# HUDSON YARDS - TOWER C

Address  
501 WEST 30TH STREET  
NEW YORK, NY



**Client**  
Related Companies  
60 Columbus Circle  
New York, NY 10023  
Tel: 212.801.1000 Fax: 212.801.1048

**Oxford Properties Group**  
320 Park Avenue, 17th Floor  
New York, NY 10022  
Tel: 212.866.7514 Fax: 212.986.7510

**Construction Manager**  
Fishman Construction Corporation  
100 Park Avenue, 5th Floor  
New York, NY 10017  
Tel: 212.708.5000


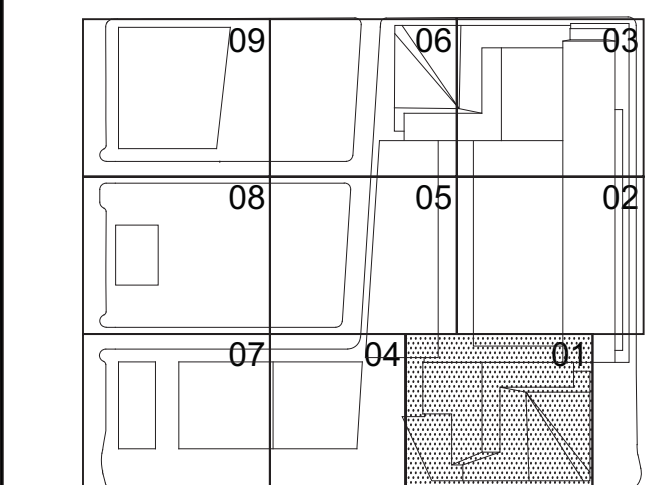
**Architect**  
Kohn Pedersen Fox Associates PC  
Architects & Planning Consultants  
11 West 42nd Street  
New York, NY 10036  
Tel: 212.977.6500 Fax: 212.956.2526

**Structural Engineer**  
Thornton Tomasetti, Inc.  
51 Madison Avenue  
New York, NY 10010  
Tel: 917.661.7800 Fax: 917.661.7801

**Mechanical, Electrical, Plumbing, Fire Protection**  
Jaros Baum & Bolles Consulting Engineers  
80 Pine Street  
New York, NY 10013  
Tel: 212.530.9300 Fax: 212.269.5894

1	D.O.B. BUILDING PERMIT FILING	03/22/2013
Rev	Date	Date

Key Plan



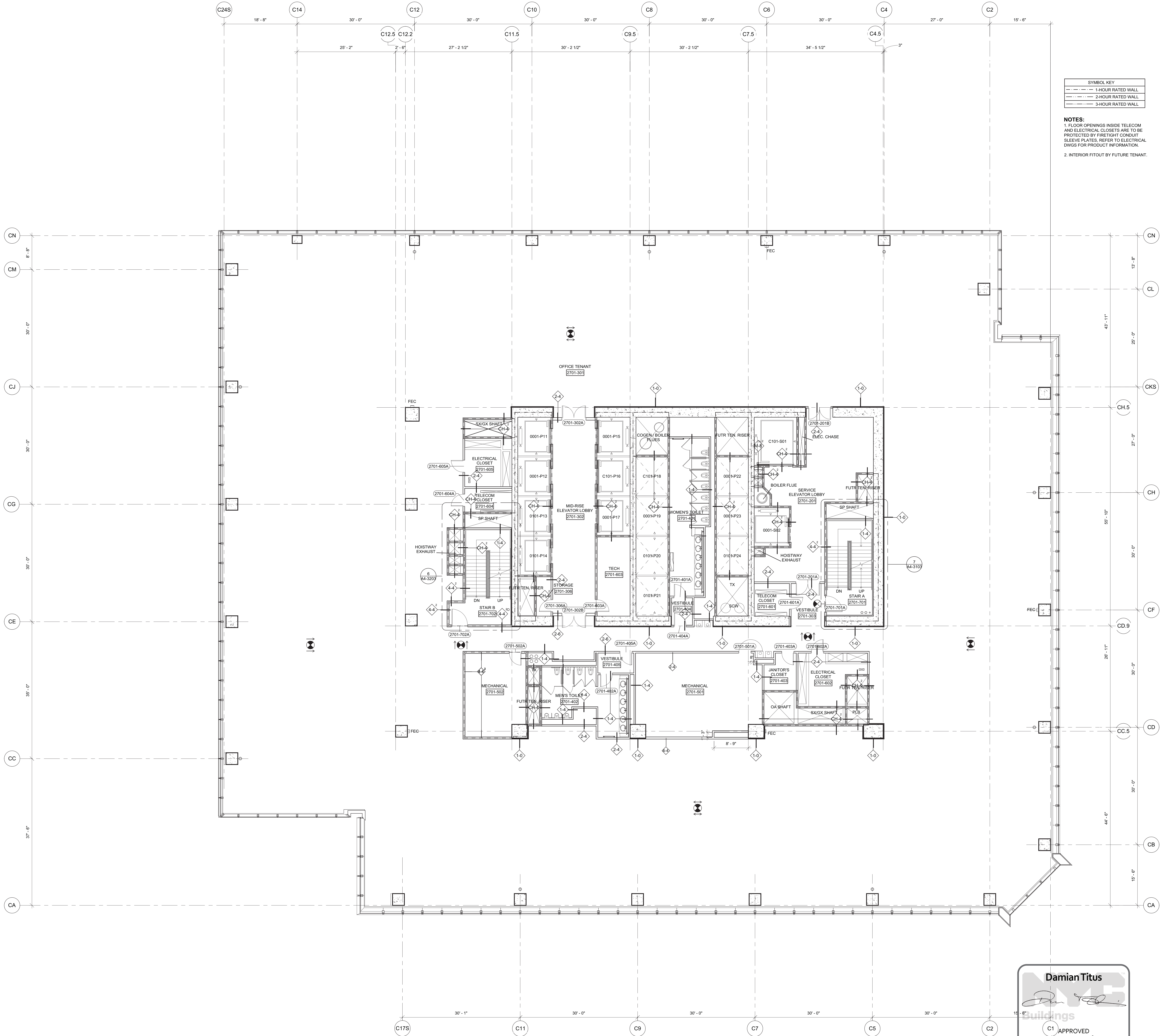
HYE-TC-A1-2601

FLOOR PLAN 26  
SECTOR 01

Drawing Number:  
**A1-2601**  
A1-2601 Drawing Number:  
**A-138.00**



F:\Projects\1776\_Vestibule\Drawings\CAD\Sheet\TC\Doc\_Permi\_Serv\Sheet\HETCA\2701.dwg Plotted by: Matt Gregory Plot Time: 3/21/2013 4:02 PM



# HUDSON YARDS - TOWER C

Address  
501 WEST 30TH STREET  
NEW YORK, NY



**Client**  
Related Companies  
60 Columbus Circle  
New York, NY 10023  
Tel: 212.801.1000 Fax: 212.801.1048

**Oxford Properties Group**  
320 Park Avenue, 17th Floor  
New York, NY 10022  
Tel: 212.866.7514 Fax: 212.986.7510

**Construction Manager**  
Tishman Construction Corporation  
100 Park Avenue, 5th Floor  
New York, NY 10017  
Tel: 212.708.5000

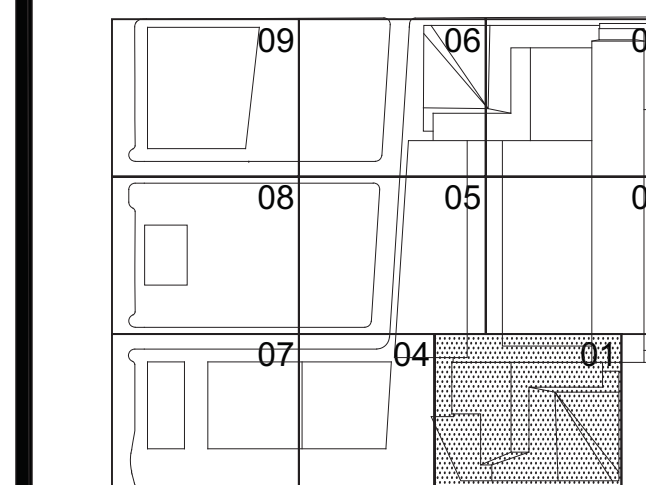
**Architect**  
Kohn Pedersen Fox Associates PC  
Architects & Planning Consultants  
11 West 42nd Street  
New York, NY 10036  
Tel: 212.977.6500 Fax: 212.956.2526

**Structural Engineer**  
Thornton Tomasetti, Inc.  
51 Madison Avenue  
New York, NY 10010  
Tel: 917.661.7800 Fax: 917.661.7801

**Mechanical, Electrical, Plumbing, Fire Protection**  
Jaros Baum & Bolles Consulting Engineers  
80 Pine Street  
New York, NY 10013  
Tel: 212.530.9300 Fax: 212.269.5894

1 D.O.B. BUILDING PERMIT FILING 03/22/2013  
Date Issue Date

Key Plan



Date: 03/22/2013  
Project No: 1776.10  
Drawn By: [Signature]  
Sheet Number: [Signature]

HYE-TC-A1-2701

FLOOR PLAN 27  
SECTOR 01

Drawing Number:  
A1-2701  
A1-2701 Drawing Number:  
A-139.00

SHEET 40 OF 239

**Damian Titus**  
  
**Buildings**

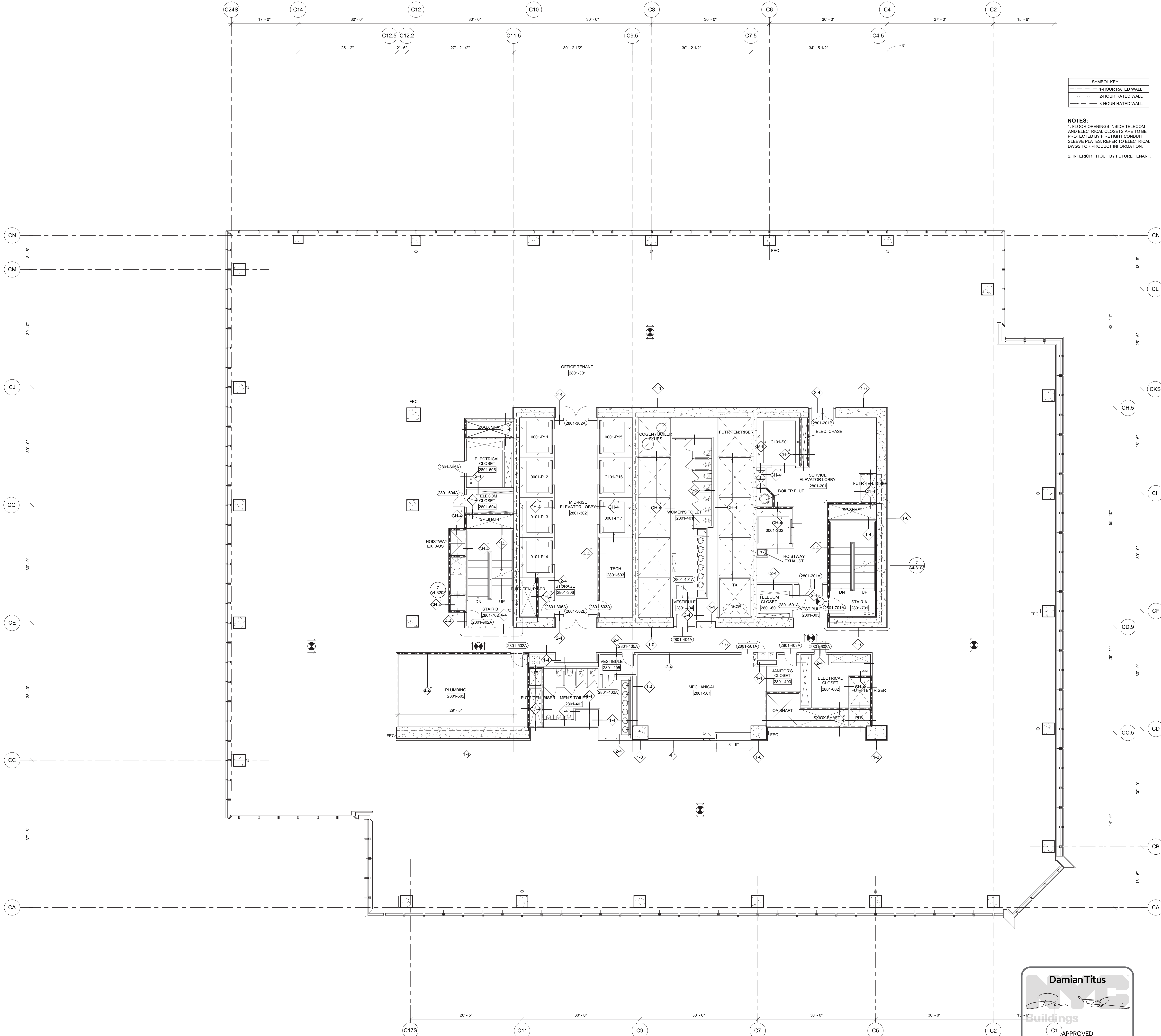
C1 APPROVED  
Under Directive 2 of 1975

Date/Time: Aug 15, 2013 - 10:17 AM

**NYC Development Hub**



F:\Projects\1776\_Vestibule\Drawings\CAD\Sheet\TC00d\_Permi\_Serv\Sheet\VE-TCA-2801.dwg Plotted by: Matt Gregory Plot Time: 3/21/2013 4:53 PM




SYMBOL KEY	
	1-HOUR RATED WALL
	2-HOUR RATED WALL
	3-HOUR RATED WALL

- NOTES:**
- FLOOR OPENINGS INSIDE TELECOM AND ELECTRICAL CLOSETS ARE TO BE PROTECTED BY FIRE TIGHT CONDUIT SLEEVE PLATES. REFER TO ELECTRICAL DWGS FOR PRODUCT INFORMATION.
  - INTERIOR FITOUT BY FUTURE TENANT.

## HUDSON YARDS - TOWER C

Address  
501 WEST 30TH STREET  
NEW YORK, NY



**Client**  
Related Companies  
60 Columbus Circle  
New York, NY 10023  
Tel: 212.801.1000 Fax: 212.801.1048

**Oxford Properties Group**  
320 Park Avenue, 17th Floor  
New York, NY 10022  
Tel: 212.986.7514 Fax: 212.986.7510

**Construction Manager**  
Tishman Construction Corporation  
100 Park Avenue, 5th Floor  
New York, NY 10017  
Tel: 212.708.5000

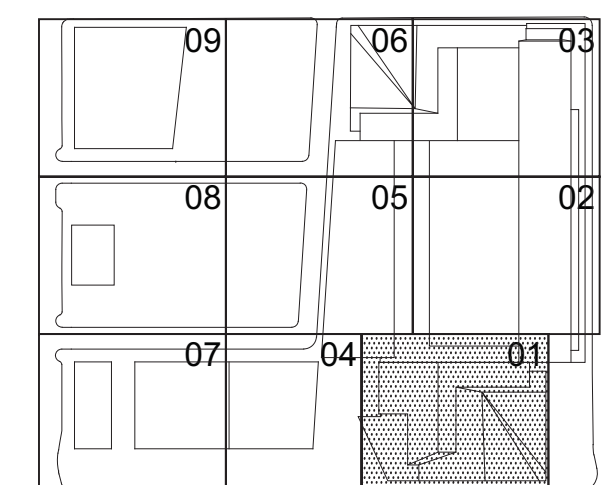
**Architect**  
Kohn Pedersen Fox Associates PC  
Architects & Planning Consultants  
11 West 42nd Street  
New York, NY 10036  
Tel: 212.977.6500 Fax: 212.956.2526

**Structural Engineer**  
Thornton Tomasetti, Inc.  
51 Madison Avenue  
New York, NY 10010  
Tel: 917.661.7800 Fax: 917.661.7801

**Mechanical, Electrical, Plumbing, Fire Protection**  
Jaros Baum & Bolles Consulting Engineers  
80 Pine Street  
New York, NY 10013  
Tel: 212.530.9300 Fax: 212.269.5894

1 D.O.B. BUILDING PERMIT FILING 03/22/2013  
Date Issue Date

Key Plan



Date:

03/22/2013

Project No:

1776.10

Drawn By:

Sheet Number

HYE-TC-A1-2801

Drawing Title

FLOOR PLAN 28  
SECTOR 01

Drawing Number

A1-2801

Project Drawing Number

A-140.00

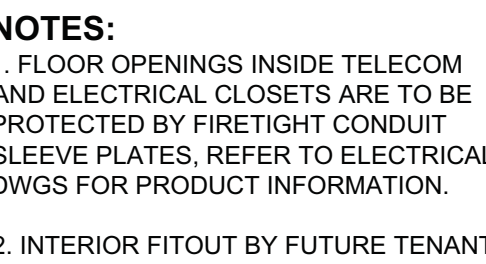
SHEET 41 OF 239

1 Floor 28 - Low-Rise Office  
SCALE: 1/8"=1'-0"

**Damian Titus**  
  
**Buildings**  
C1 APPROVED  
Under Directive 2 of 1975  
Date/Time: Aug 15, 2013 - 10:17 AM  
**NYC Development Hub**







*Mechanical, Electrical, Plumbing, Fire Protection*  
Jaros Baum & Bolles Consulting Engineers  
80 Pine Street  
New York, NY 10013  
Tel: 212.530.9300 Fax: 212.269.5894

Key Point

A1-2901

SHEET 42 OF 235



HUDSON YARDS -  
TOWER C

Address  
501 WEST 30TH STREET  
NEW YORK, NY

Client  
Related Companies  
60 Columbus Circle  
New York, NY 10023  
Tel: 212.801.1000 Fax: 212.801.1048

Oxford Properties Group  
320 Park Avenue, 17th Floor  
New York, NY 10022  
Tel: 212.866.7514 Fax: 212.986.7510

Construction Manager  
Fishman Construction Corporation  
100 Park Avenue, 5th Floor  
New York, NY 10017  
Tel: 212.708.5600

Architect  
Kohn Pedersen Fox Associates PC  
Architects & Planning Consultants  
11 West 42nd Street  
New York, NY 10036  
Tel: 212.977.6500 Fax: 212.956.2526

Structural Engineer  
Thornton Tomasetti, Inc.  
51 Madison Avenue  
New York, NY 10010  
Tel: 917.661.7800 Fax: 917.661.7801

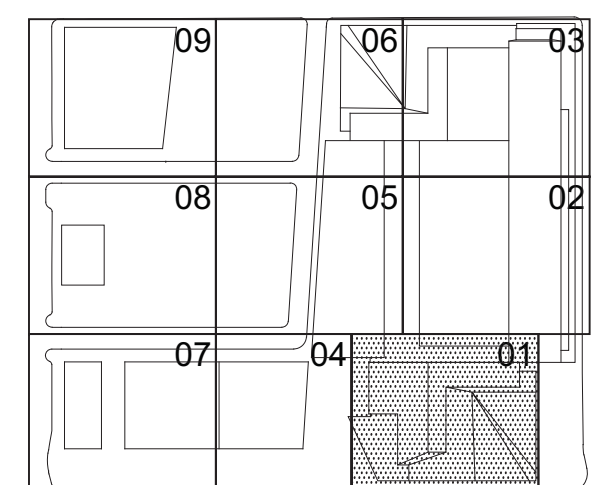
Mechanical, Electrical, Plumbing, Fire Protection  
Jaros Baum & Bolles Consulting Engineers  
80 Pine Street  
New York, NY 10013  
Tel: 212.530.9300 Fax: 212.269.5894

SYMBOL KEY
1-HOUR RATED WALL
2-HOUR RATED WALL
3-HOUR RATED WALL

NOTES:  
1. FLOOR OPENINGS INSIDE TELECOM  
AND ELECTRICAL CLOSETS ARE TO BE  
PROTECTED BY FIRE TIGHT CONDUIT  
SLEEVE PLATES, REFER TO ELECTRICAL  
DWGS FOR PRODUCT INFORMATION.  
2. INTERIOR FITOUT BY FUTURE TENANT.

1 D.O.B. BUILDING PERMIT FILING 03/22/2013  
Date Issue Date

Key Plan



Date:  
03/22/2013  
Project No.:  
1776.10  
Drawn By:  
Sheet Number

HYE-TC-A1-3001

FLOOR PLAN 30  
SECTOR 01

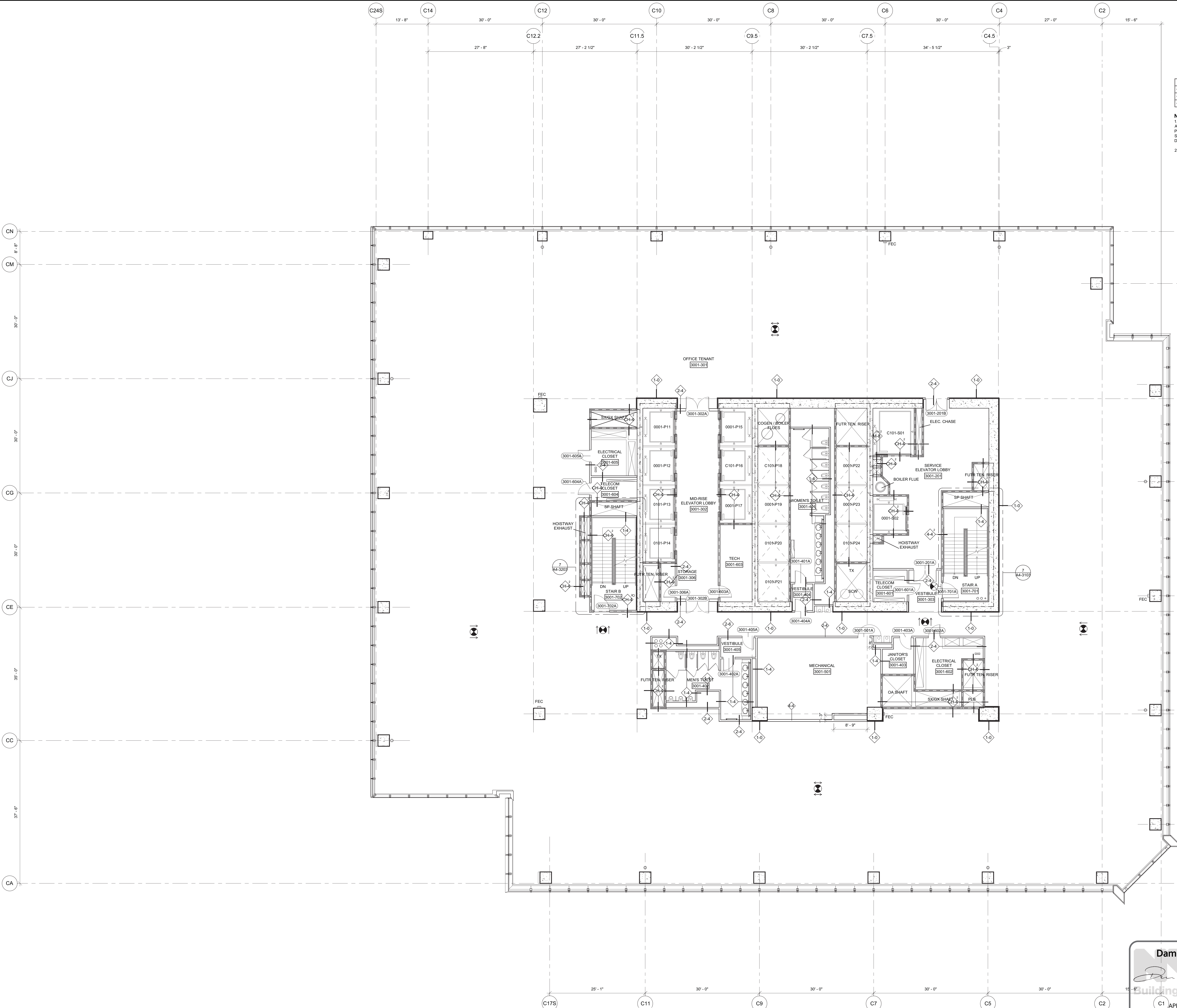
Drawing Number:  
A1-3001

Architect Drawing Number:  
A-142.00

SHEET 43 OF 239

**Damian Titus**  
Buildings  
C1 APPROVED  
Under Directive 2 of 1975  
Date/Time: Aug 15, 2013 - 10:17 AM  
NYC Development Hub

1 Floor 30 - Mid-Rise Office  
SCALE: 1/8"=1'-0"





**HUDSON YARDS -  
TOWER C**

Address  
501 WEST 30TH STREET  
NEW YORK, NY



Client  
Related Companies  
60 Columbus Circle  
New York, NY 10023  
Tel: 212.801.1000 Fax: 212.801.1048

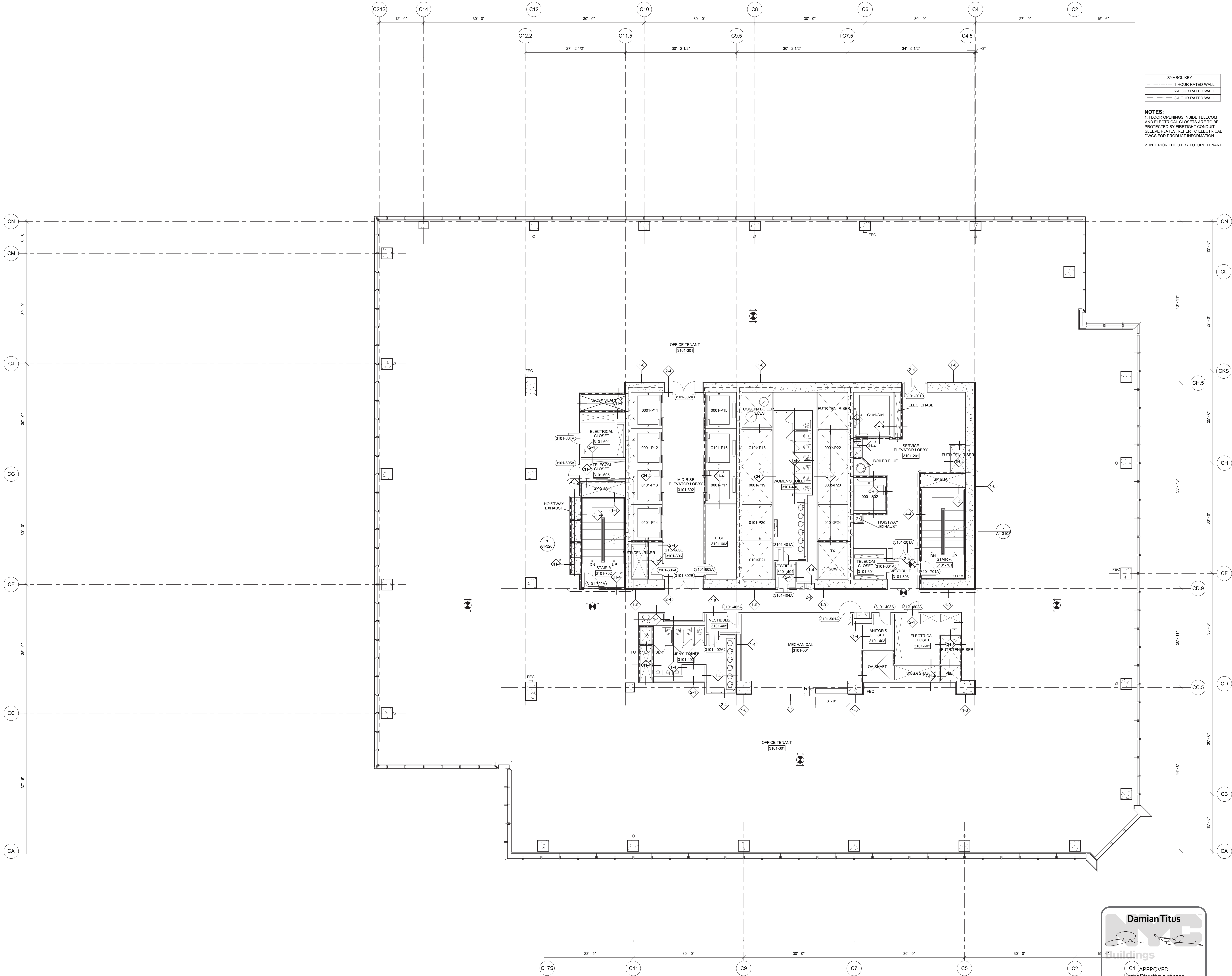
Oxford Properties Group  
620 Park Avenue, 17th Floor  
New York, NY 10022  
Tel: 212.986.7514 Fax: 212.986.7510

**Construction Manager**  
Fishman Construction Corporation  
100 Park Avenue, 5th Floor  
New York, NY 10017  
Tel: 212.708.3600

**Architect**  
Kohn Pedersen Fox Associates PC  
Architects & Planning Consultants  
1 West 42nd Street  
New York, NY 10036  
Tel: 212.977.6500 Fax: 212.956.2526

**Structural Engineer**  
Thornton Tomasetti, Inc.  
61 Madison Avenue  
New York, NY 10010  
Tel: 917.661.7800 Fax: 917.661.7801

Mechanical, Electrical, Plumbing, Fire Protection  
Baros Baum & Bolles Consulting Engineers  
40 Pine Street  
New York, NY 10013  
Tel: 212.530.9300 Fax: 212.269.5894

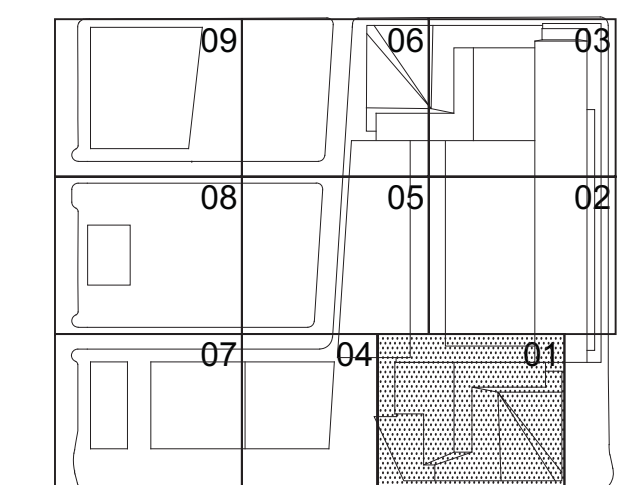


SYMBOL KEY	
— · — · — · — · —	1-HOUR RATED WALL
— · · — · · — · ·	2-HOUR RATED WALL
— · · · — · · · —	3-HOUR RATED WALL

**NOTES:**  
1. FLOOR OPENINGS INSIDE TELECOM AND ELECTRICAL CLOSETS ARE TO BE PROTECTED BY FIRE TIGHT CONDUIT LEEVE PLATES, REFER TO ELECTRICALS FOR PRODUCT INFORMATION.  
2. INTERIOR FITOUT BY FUTURE TENANT

1	D.O.B. BUILDING PERMIT FILING	03/22/201
6.	<i>Date</i>	<i>Date</i>

Key Words



Date	03/22/2013
Project No.	776.10
Drawn By	
Sheet Number	

HYE-TC-A1-3101

### Research Tools

FLOOR PLAN 31  
SECTOR 01

A1-3101

5. SCAN Document Number

A-143.00

SHEET 44 OF 239

01  
Wander  
43.00  
SHEET 44 OF 239

Damian Titus

C1 APPROVED

Date/Time: Aug 15, 2013 – 10:17 AM

NYC Development Hub

① Floor 31 - Mid-Rise Office

SCALE: 1/8"=1'-0"

Filename: P:\Projects\1776\_WestSideYards\Drawings\CAD\Sheet\TC\DoB\_Permit\_Set\A-Series\HVE-TC-A1-3101.dwg Plotted by: Mell, Gregory Plot Time: 3/21/2013 4:33 PM



HUDSON YARDS -  
TOWER C

Address  
501 WEST 30TH STREET  
NEW YORK, NY

Client  
Related Companies  
60 Columbus Circle  
New York, NY 10023  
Tel: 212.801.1000 Fax: 212.801.1048

Oxford Properties Group  
320 Park Avenue, 17th Floor  
New York, NY 10022  
Tel: 212.866.7514 Fax: 212.986.7510

Construction Manager  
Fishman Construction Corporation  
100 Park Avenue, 5th Floor  
New York, NY 10017  
Tel: 212.708.5000

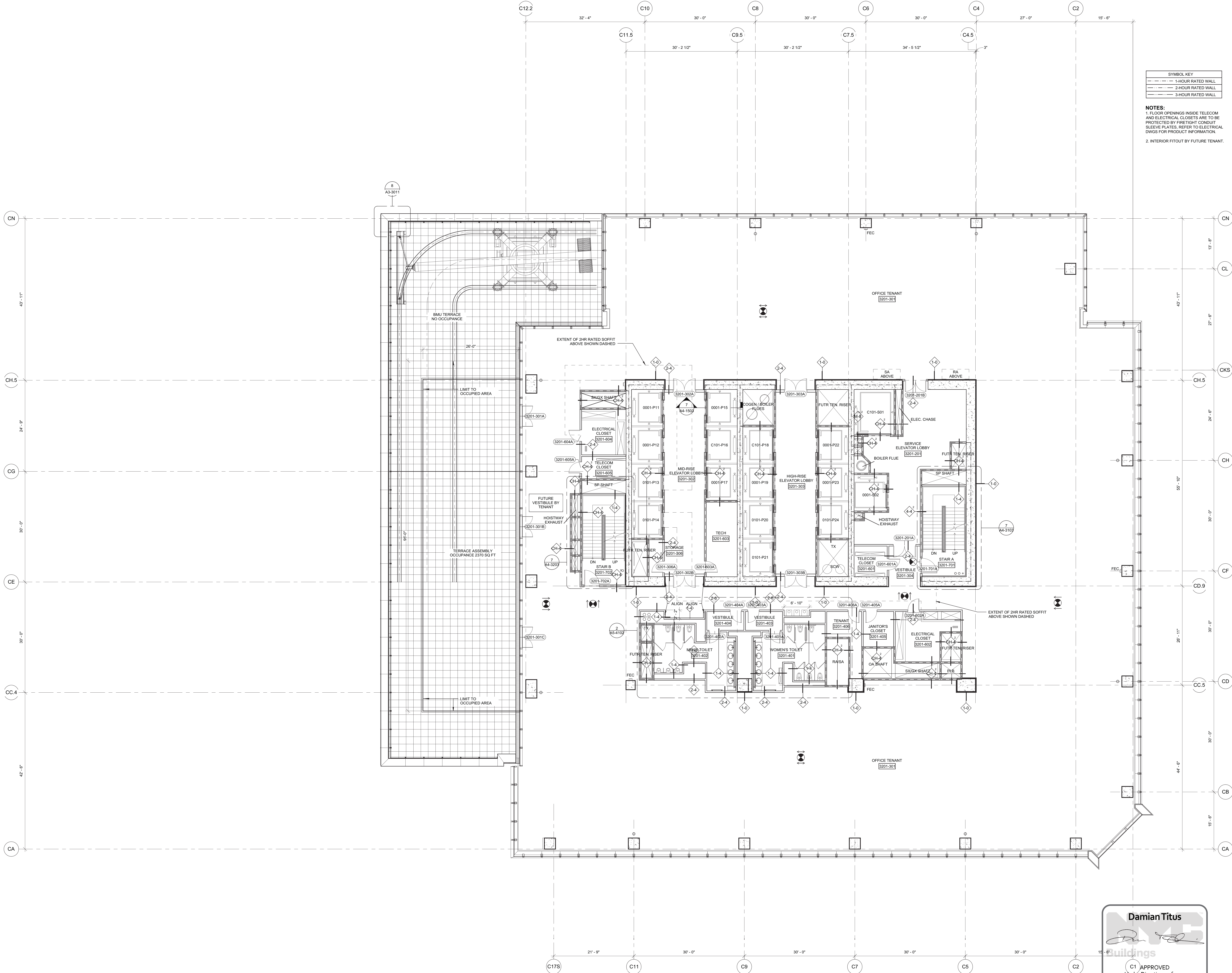
Architect  
Kohn Pedersen Fox Associates PC  
Architects & Planning Consultants  
11 West 42nd Street  
New York, NY 10036  
Tel: 212.977.6500 Fax: 212.956.2526

Structural Engineer  
Thornton Tomasetti, Inc.  
51 Madison Avenue  
New York, NY 10010  
Tel: 917.661.7800 Fax: 917.661.7801

Mechanical, Electrical, Plumbing, Fire Protection  
Jaros Baum & Bolles Consulting Engineers  
80 Pine Street  
New York, NY 10013  
Tel: 212.530.9300 Fax: 212.269.5894

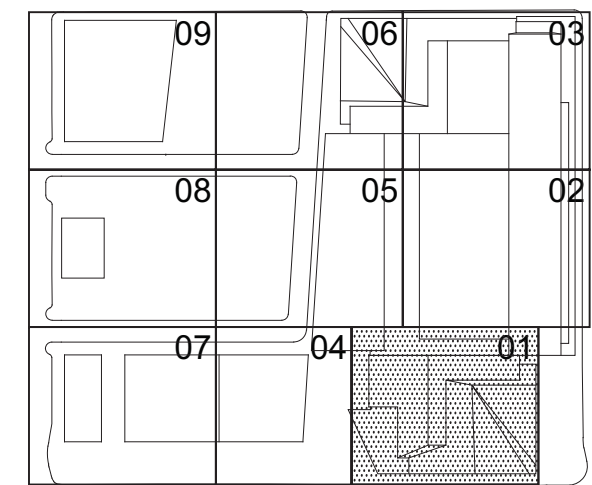
SYMBOL KEY	
	1-HOUR RATED WALL
	2-HOUR RATED WALL
	3-HOUR RATED WALL

NOTES:  
1. FLOOR OPENINGS INSIDE TELECOM AND ELECTRICAL CLOSETS ARE TO BE PROTECTED BY FIRE TIGHT CONDUIT SLEEVE PLATES. REFER TO ELECTRICAL DWGS FOR PRODUCT INFORMATION.  
2. INTERIOR FITOUT BY FUTURE TENANT.



1 Floor 32 - Mid-Rise Office  
SCALE: 1/8"=1'-0"

**Damian Titus**  
  
**NYC Buildings**  
C1 APPROVED  
Under Directive 2 of 1975  
Date/Time: Aug 15, 2013 - 10:17 AM  
**NYC Development Hub**



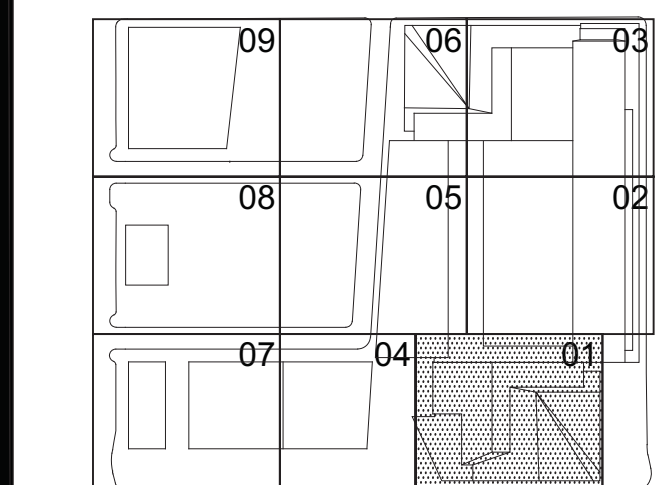
Date:  
03/22/2013  
Project No:  
1776.10  
Drawn By:  
Sheet Number

HYE-TC-A1-3201

FLOOR PLAN 32  
SECTOR 01

Drawing Number:  
A1-3201  
A1-3201 Drawing Number:  
A-144.00

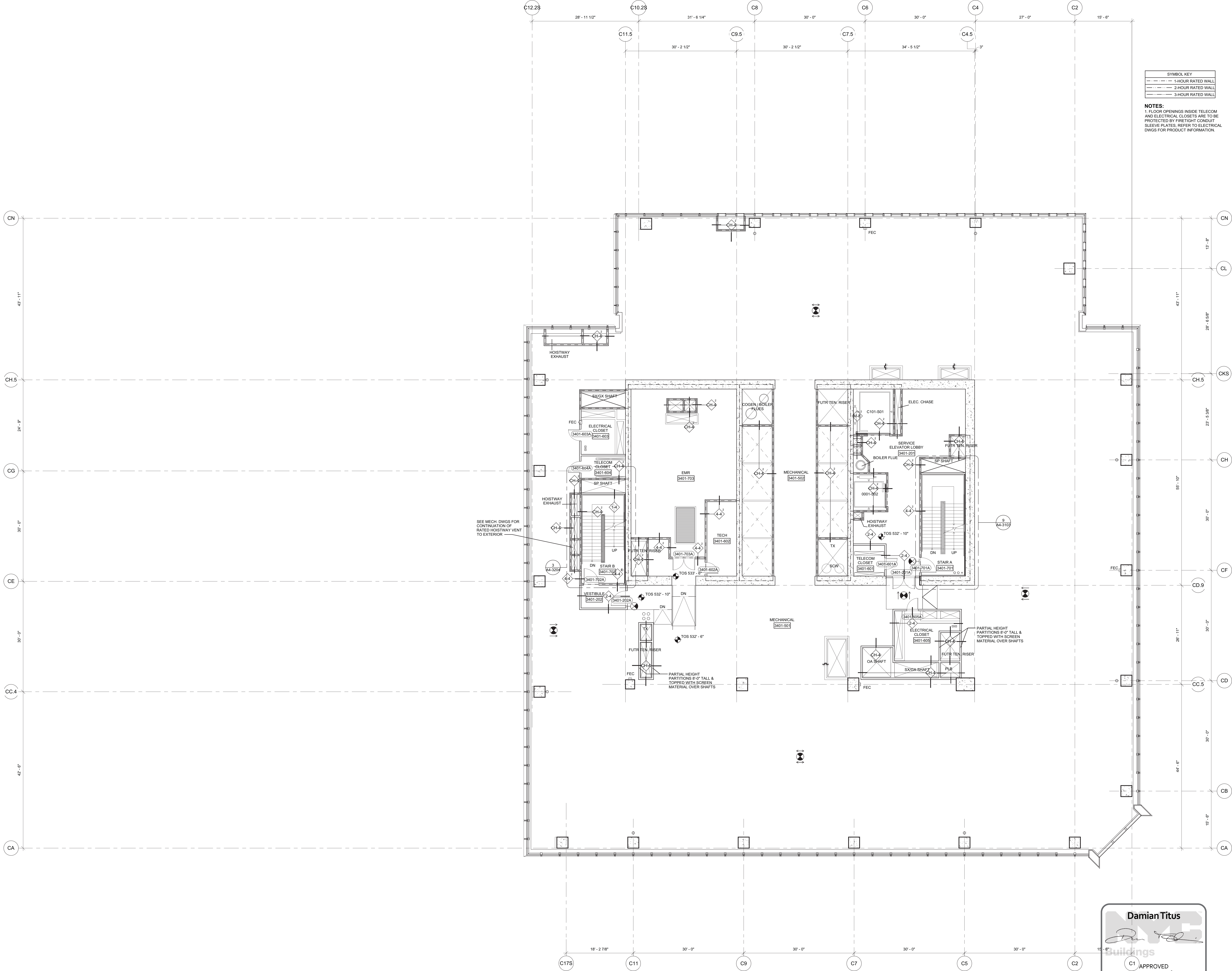




A-145.00



F:\Projects\1776\_Vestibule\Drawings\CAD\Sheet\TC\Doc\_Perm\_Serv\Sheet\VE\TC-A1-3401.dwg Plotted by: Matt Gregory Plot Time: 3/2/2013 4:53 PM




SYMBOL KEY	
	1-HOUR RATED WALL
	2-HOUR RATED WALL
	3-HOUR RATED WALL

**NOTES:**  
1. FLOOR OPENINGS INSIDE TELECOM AND ELECTRICAL CLOSETS ARE TO BE PROTECTED BY FIRE RIGID CONDUIT SLEEVE PLATES, REFER TO ELECTRICAL DWGS FOR PRODUCT INFORMATION.

## HUDSON YARDS - TOWER C

Address  
501 WEST 30TH STREET  
NEW YORK, NY



**Client**  
Related Companies  
60 Columbus Circle  
New York, NY 10023  
Tel: 212.801.1000 Fax: 212.801.1048

**Oxford Properties Group**  
320 Park Avenue, 17th Floor  
New York, NY 10022  
Tel: 212.986.7514 Fax: 212.986.7510

**Construction Manager**  
Tishman Construction Corporation  
100 Park Avenue, 5th Floor  
New York, NY 10017  
Tel: 212.708.5000

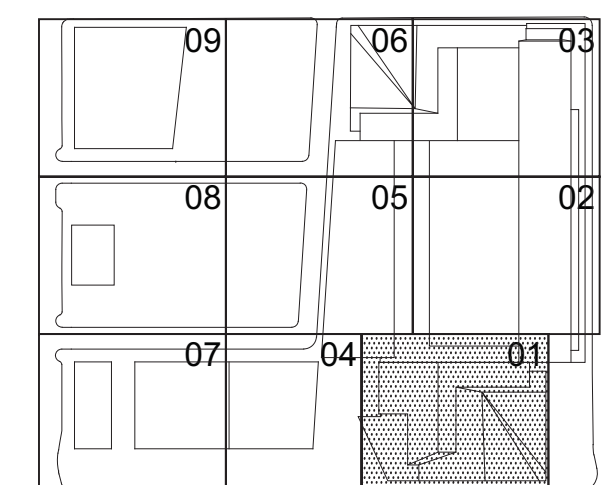
**Architect**  
Kohn Pedersen Fox Associates PC  
Architects & Planning Consultants  
11 West 42nd Street  
New York, NY 10036  
Tel: 212.977.6500 Fax: 212.956.2526

**Structural Engineer**  
Thornton Tomasetti, Inc.  
51 Madison Avenue  
New York, NY 10010  
Tel: 917.661.7800 Fax: 917.661.7801

**Mechanical, Electrical, Plumbing, Fire Protection**  
Jaros Baum & Bolles Consulting Engineers  
80 Pine Street  
New York, NY 10013  
Tel: 212.530.9300 Fax: 212.269.5894

1 D.O.B. BUILDING PERMIT FILING 03/22/2013  
Date Issue Date

Key Plan



Date:

03/22/2013

Project No:

1776.10

Drawn By:

Sheet Number:

HYE-TC-A1-3401

Drawing Title:

FLOOR PLAN 34

SECTOR 01

Drawing Number:

A1-3401

Project Drawing Number:

A-146.00

SHEET 47 OF 239

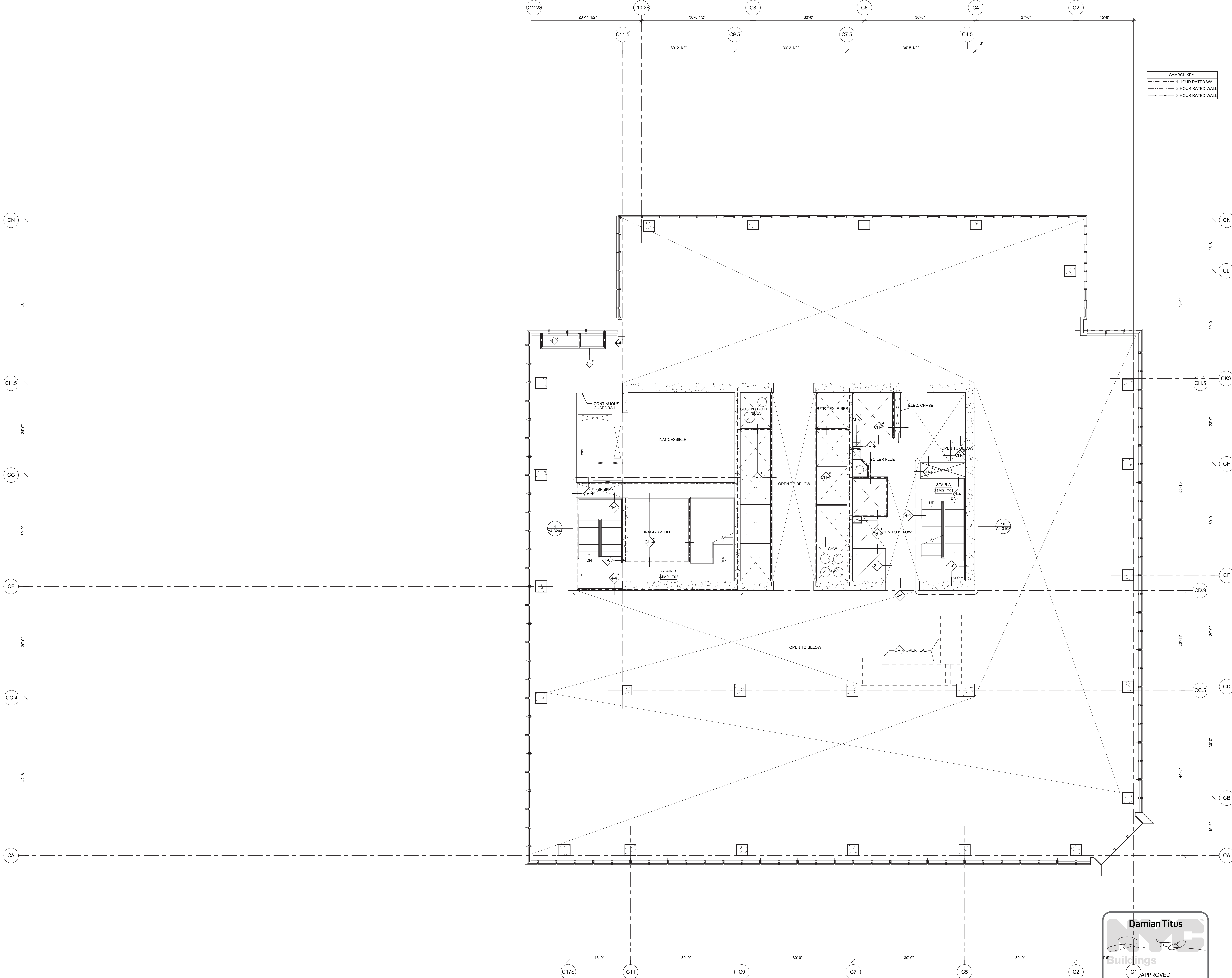
© 2013 KOHN PEDERSEN FOX ASSOCIATES PC. All rights reserved.

1 Floor 34 - Mechanical  
SCALE: 1/8"=1'-0"

**Damian Titus**  
  
Buildings  
C1 APPROVED  
Under Directive 2 of 1975  
Date/Time: Aug 15, 2013 - 10:17 AM  
NYC Development Hub



F:\Projects\1776\_VestSideYardsDrawings\CAD\Sheet\TC\A1-3401M.dwg Plotted by: Mel Gregory Plot Time: 3/21/2013 4:43 PM



1 Floor 34M - Mechanical Mezzanine / Stair B Transfer  
SCALE: 1/8"=1'-0"

Damian Titus

Buildings

C1 APPROVED


Under Directive 2 of 1975

Date/Time: Aug 15, 2013 - 10:17 AM

NYC Development Hub

# HUDSON YARDS - TOWER C

Address  
501 WEST 30TH STREET  
NEW YORK, NY



Client  
Related Companies  
60 Columbus Circle  
New York, NY 10023  
Tel: 212.801.1000 Fax: 212.801.1048

Oxford Properties Group  
320 Park Avenue, 17th Floor  
New York, NY 10022  
Tel: 212.986.7514 Fax: 212.986.7510

Construction Manager  
Tishman Construction Corporation  
100 Park Avenue, 5th Floor  
New York, NY 10017  
Tel: 212.708.5600

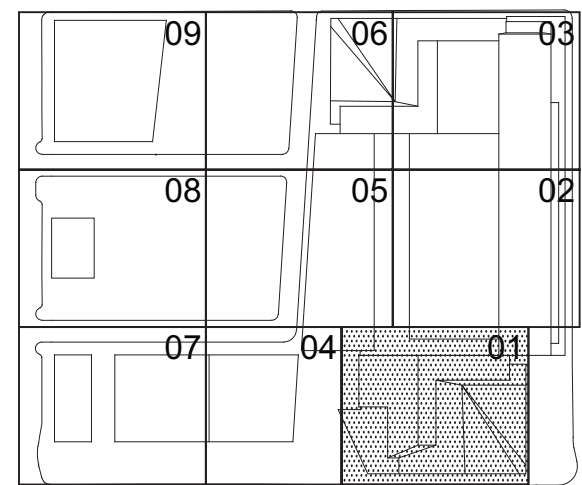
Architect  
Kohn Pedersen Fox Associates PC  
Architects & Planning Consultants  
11 West 42nd Street  
New York, NY 10036  
Tel: 212.977.6500 Fax: 212.956.2526

Structural Engineer  
Thornton Tomasetti, Inc.  
51 Madison Avenue  
New York, NY 10010  
Tel: 917.661.7800 Fax: 917.661.7801

Mechanical, Electrical, Plumbing, Fire Protection  
Jaros Baum & Bolles Consulting Engineers  
80 Pine Street  
New York, NY 10013  
Tel: 212.530.9300 Fax: 212.269.5894

No.	D.O.B. BUILDING PERMIT FILING	Date
1	03/22/2013	03/22/2013

Key Plan



Date:  
03/22/2013  
Project No:  
1776.10  
Drawn By:  
Sheet Number:

Drawing Title  
HYE-TC-A1-3401M

FLOOR PLAN 34M  
SECTOR 01

Drawing Number:  
A1-3401M

A-147.00

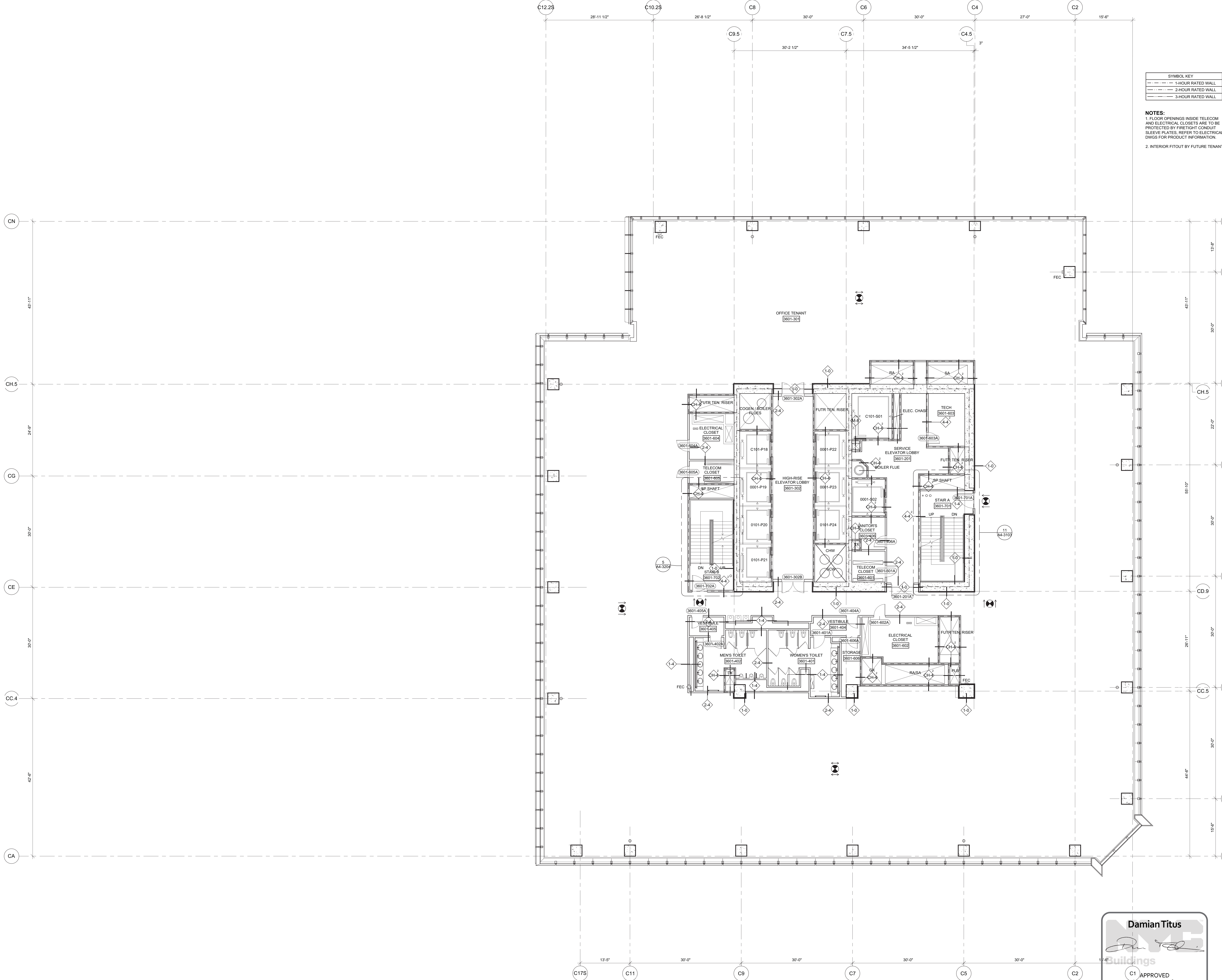




SHEET 49 OF 239



F:\Projects\1776\_Vestibule\Drawings\CAD\Sheet\TC\Code\_Permi\_Serial\Serial\VE-TC-A1-3601.dwg Plotted by: Matt Gregory Plot Time: 3/2/2013 4:53 PM




SYMBOL KEY	
	1-HOUR RATED WALL
	2-HOUR RATED WALL
	3-HOUR RATED WALL

- NOTES:**
- FLOOR OPENINGS INSIDE TELECOM AND ELECTRICAL CLOSETS ARE TO BE PROTECTED BY FIRE TIGHT CONDUIT SLEEVE PLATES. REFER TO ELECTRICAL DWGS FOR PRODUCT INFORMATION.
  - INTERIOR FITOUT BY FUTURE TENANT.

## HUDSON YARDS - TOWER C

Address  
501 WEST 30TH STREET  
NEW YORK, NY



**Client**  
Related Companies  
60 Columbus Circle  
New York, NY 10023  
Tel: 212.801.1000 Fax: 212.801.1048

**Oxford Properties Group**  
320 Park Avenue, 17th Floor  
New York, NY 10022  
Tel: 212.986.7514 Fax: 212.986.7510

**Construction Manager**  
Tishman Construction Corporation  
100 Park Avenue, 5th Floor  
New York, NY 10017  
Tel: 212.708.5600

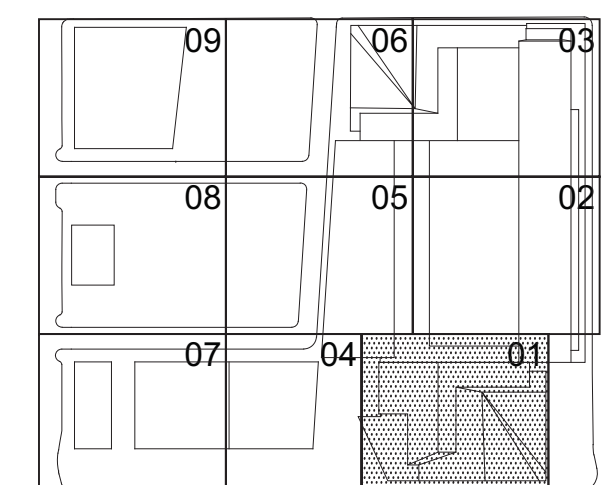
**Architect**  
Kohn Pedersen Fox Associates PC  
Architects & Planning Consultants  
11 West 42nd Street  
New York, NY 10036  
Tel: 212.977.6500 Fax: 212.956.2526

**Structural Engineer**  
Thornton Tomasetti, Inc.  
51 Madison Avenue  
New York, NY 10010  
Tel: 917.661.7800 Fax: 917.661.7801

**Mechanical, Electrical, Plumbing, Fire Protection**  
Jaros Baum & Bolles Consulting Engineers  
80 Pine Street  
New York, NY 10013  
Tel: 212.530.9300 Fax: 212.269.5894

1 D.O.B. BUILDING PERMIT FILING 03/22/2013  
Date Issue Date

Key Plan



Date:  
03/22/2013  
Project No:  
1776.10  
Drawn By:  
Sheet Number

HYE-TC-A1-3601

Drawing Title

FLOOR PLAN 36  
SECTOR 01

Drawing Number:  
A1-3601

Project/Drawing Number:

A-149.00

SHEET 50 OF 239

1 Floor 36 - High-Rise Office  
SCALE: 1/8"=1'-0"

**Damian Titus**

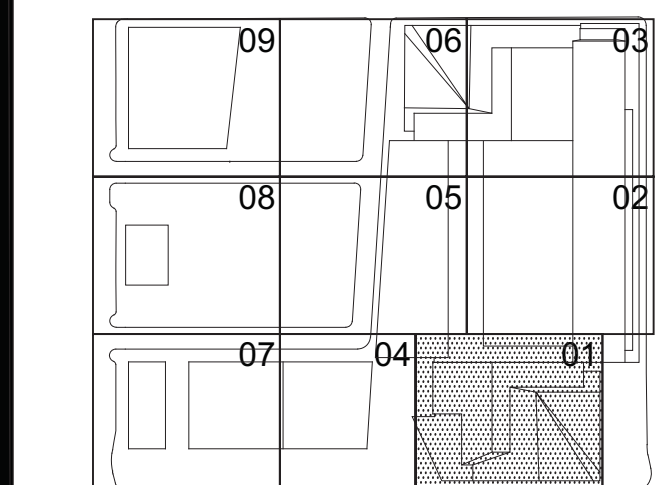
**Buildings**

C1 APPROVED  
Under Directive 2 of 1975  
Date/Time: Aug 15, 2013 - 10:17 AM  
**NYC Development Hub**









B-SCAN Drawing Number  
**A-151.00**

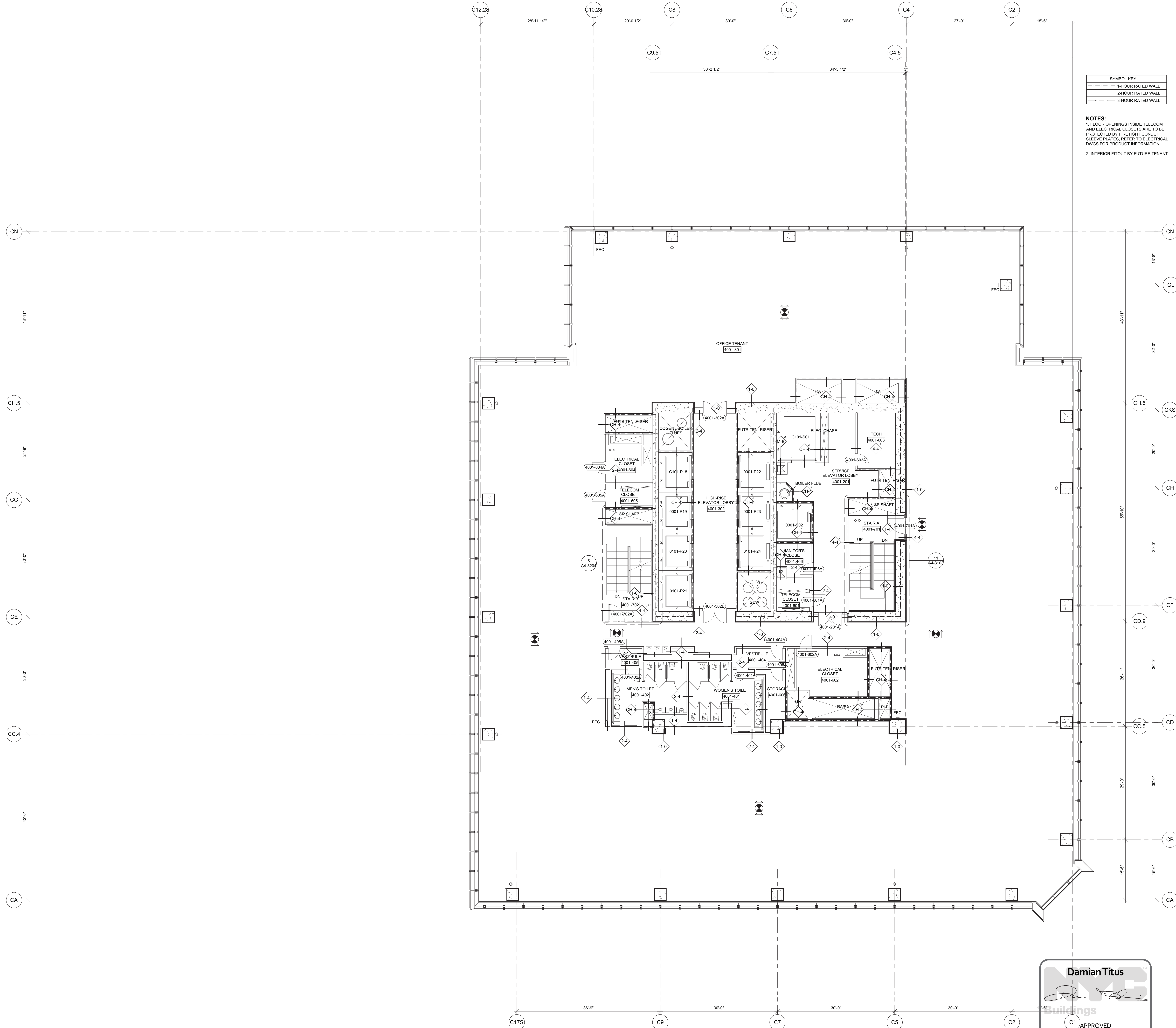
SHEET 52 OF 239







Filename: P:\Projects\1776\_Vestibule\Drawings\CAD\Sheet\TC\Doc\_Permi\_Serv\Sheet\VE-TCA-4001.dwg Plotted by: Matt Gregory Plot Time: 3/21/2013 4:44 PM




SYMBOL KEY	
	1-HOUR RATED WALL
	2-HOUR RATED WALL
	3-HOUR RATED WALL

**NOTES:**  
1. FLOOR OPENINGS INSIDE TELECOM AND ELECTRICAL CLOSETS ARE TO BE PROTECTED BY FIRETIGHT CONDUIT SLEEVE PLATES. REFER TO ELECTRICAL DWGS FOR PRODUCT INFORMATION.  
2. INTERIOR FITOUT BY FUTURE TENANT.

## HUDSON YARDS - TOWER C

Address  
501 WEST 30TH STREET  
NEW YORK, NY



**Client**  
Related Companies  
60 Columbus Circle  
New York, NY 10023  
Tel: 212.801.1000 Fax: 212.801.1048

**Oxford Properties Group**  
320 Park Avenue, 17th Floor  
New York, NY 10022  
Tel: 212.986.7514 Fax: 212.986.7510

**Construction Manager**  
Tishman Construction Corporation  
100 Park Avenue, 5th Floor  
New York, NY 10017  
Tel: 212.708.5600

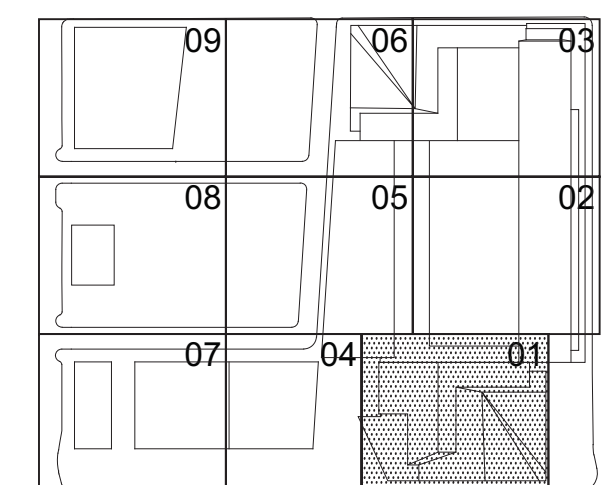
**Architect**  
Kohn Pedersen Fox Associates PC  
Architects & Planning Consultants  
11 West 42nd Street  
New York, NY 10036  
Tel: 212.977.6500 Fax: 212.956.2526

**Structural Engineer**  
Thornton Tomasetti, Inc.  
51 Madison Avenue  
New York, NY 10010  
Tel: 917.661.7800 Fax: 917.661.7801

**Mechanical, Electrical, Plumbing, Fire Protection**  
Jaros Baum & Bolles Consulting Engineers  
80 Pine Street  
New York, NY 10013  
Tel: 212.530.9300 Fax: 212.269.5894

1	D.O.B. BUILDING PERMIT FILING	03/22/2013
	Date	Date

Key Plan



Date:

03/22/2013

Project No:

1776.10

Drawn By:

Sheet Number:

HYE-TC-A1-4001

Drawing Title

FLOOR PLAN 40  
SECTOR 01

Drawing Number:

A1-4001

Project Drawing Number:

A-153.00

SHEET 54 OF 239

1 Floor 40 - High-Rise Office  
SCALE: 1/8"=1'-0"

**Damian Titus**


**Buildings**

C1 APPROVED  
Under Directive 2 of 1975  
Date/Time: Aug 15, 2013 - 10:17 AM  
**NYC Development Hub**



**HUDSON YARDS -  
TOWER C**

Address  
501 WEST 30TH STREET  
NEW YORK, NY



*Client*  
Related Companies  
60 Columbus Circle  
New York, NY 10023  
Tel: 212.801.1000 Fax: 212.801.1048

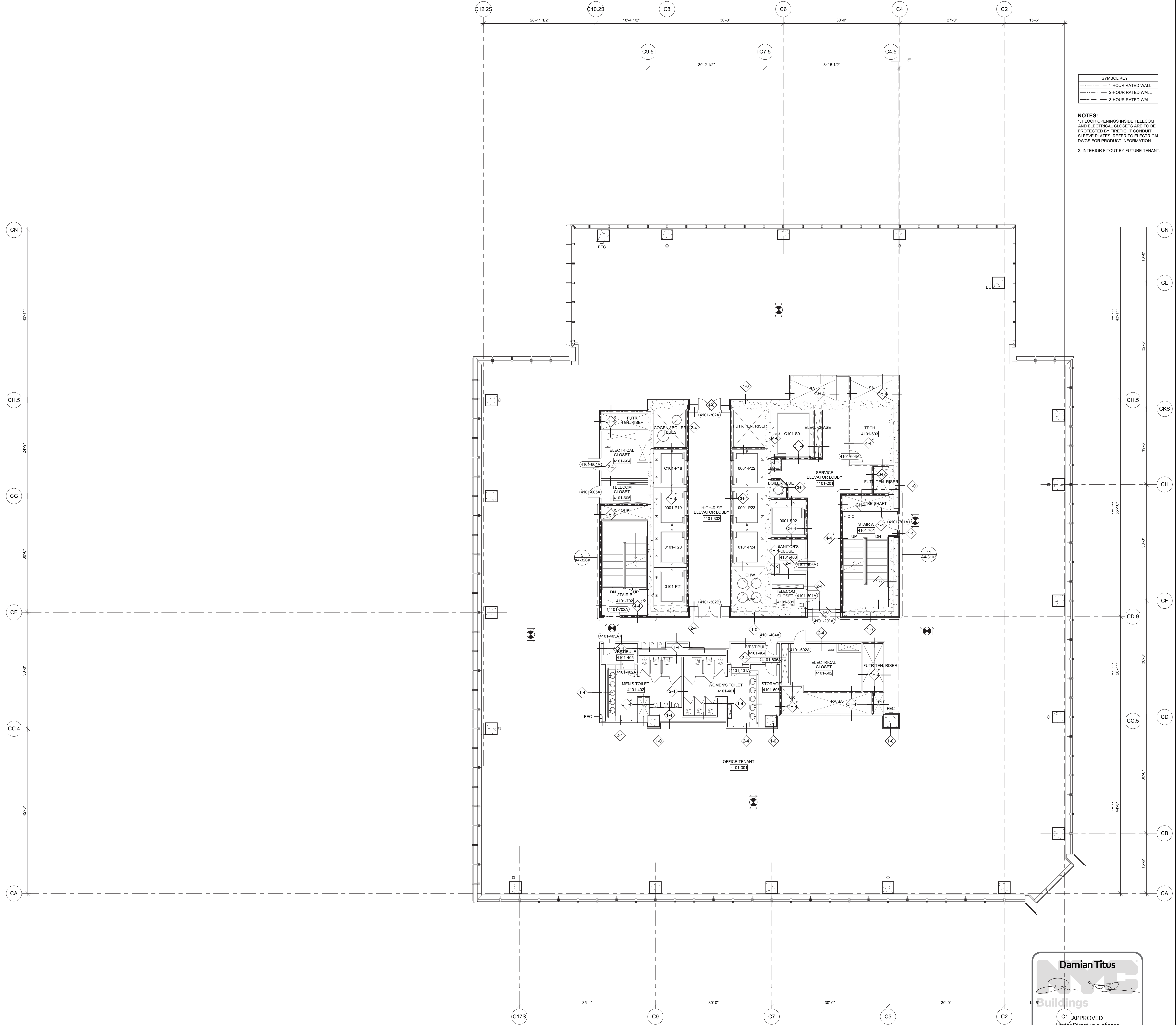
Oxford Properties Group  
320 Park Avenue, 17th Floor  
New York, NY 10022  
Tel: 212.986.7514 Fax: 212.986.7510

*Construction Manager*  
Tishman Construction Corporation  
100 Park Avenue, 5th Floor  
New York, NY 10017  
Tel: 212.708.3600

*Architect*  
Kohn Pedersen Fox Associates PC  
Architects & Planning Consultants  
11 West 42nd Street  
New York, NY 10036  
Tel: 212.977.6500 Fax: 212.956.2526

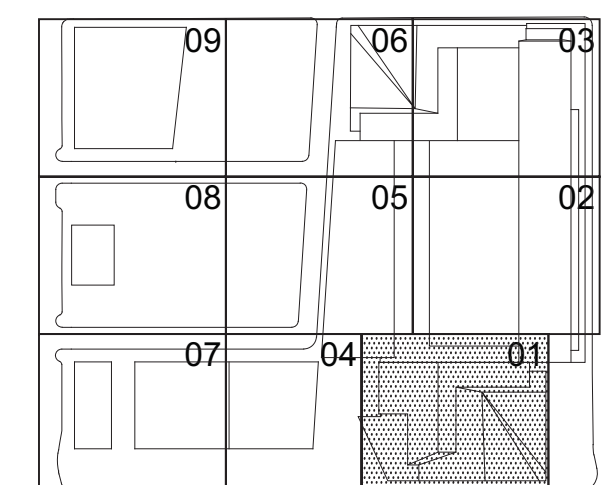
*Structural Engineer*  
Thornton Tomasetti, Inc.  
51 Madison Avenue  
New York, NY 10010  
Tel: 917.661.7800 Fax: 917.661.7801

*Mechanical, Electrical, Plumbing, Fire Protection*  
Jaros Baum & Bolles Consulting Engineers  
80 Pine Street  
New York, NY 10013  
Tel: 212.530.9300 Fax: 212.269.5894



1	D.O.B. BUILDING PERMIT FILING	03/22/2011
No.	Issue	Date

### Key Point



Date  
03/22/2013  
Project No.  
1776.10  
Drawn by  
Sheet Number

FLOOR PLAN 41  
SECTOR 01

Drawing Number  
A1-4101

B-SCAN Drawing Number  
A-154.00

SHEET 55 OF 239

©2013 KOEN PEDERSEN FOX ASSOCIATES PC. All rights reserved.

SYMBOL KEY	
— · — · — · — · —	1-HOUR RATED WALL
— · · — · · — · ·	2-HOUR RATED WALL
— · · · — · · · —	3-HOUR RATED WALL

**NOTES:**  
FLOOR OPENINGS INSIDE TELECOM AND ELECTRICAL CLOSETS ARE TO BE PROTECTED BY FIRETIGHT CONDUIT GREEVE PLATES, REFER TO ELECTRICAL DWGS FOR PRODUCT INFORMATION.  
INTERIOR FITOUT BY FUTURE TENANT

**Damian Titus**



**C1 APPROVED**  
Under Directive 2 of 1975

Date/Time: Aug 15, 2013 – 10:17 AM

**NYC Development Hub**

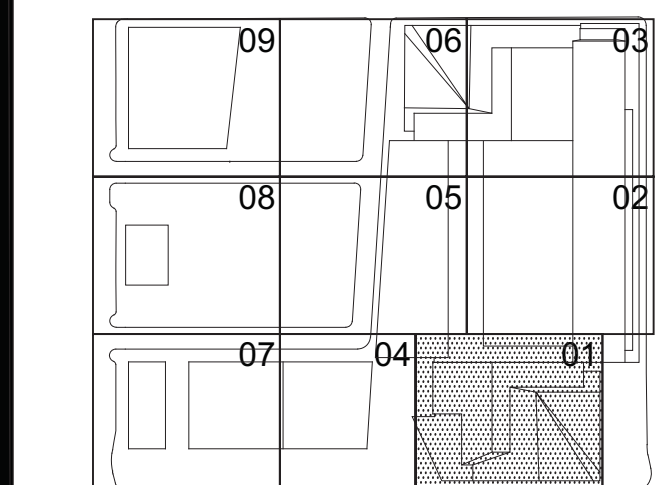
1 Floor 41 - High-Rise Office  
SCALE: 1/8"=1'-0"

Filename: P:\Projects\1776\_ WestSideYards\Drawings\CAD\Sheet\TC\DoB\_Permit\_Set\A-Series\HVE-TC-A-14101.dwg Plotted by: Mell, Gregory Plot Time: 3/21/2013 4:34 PM









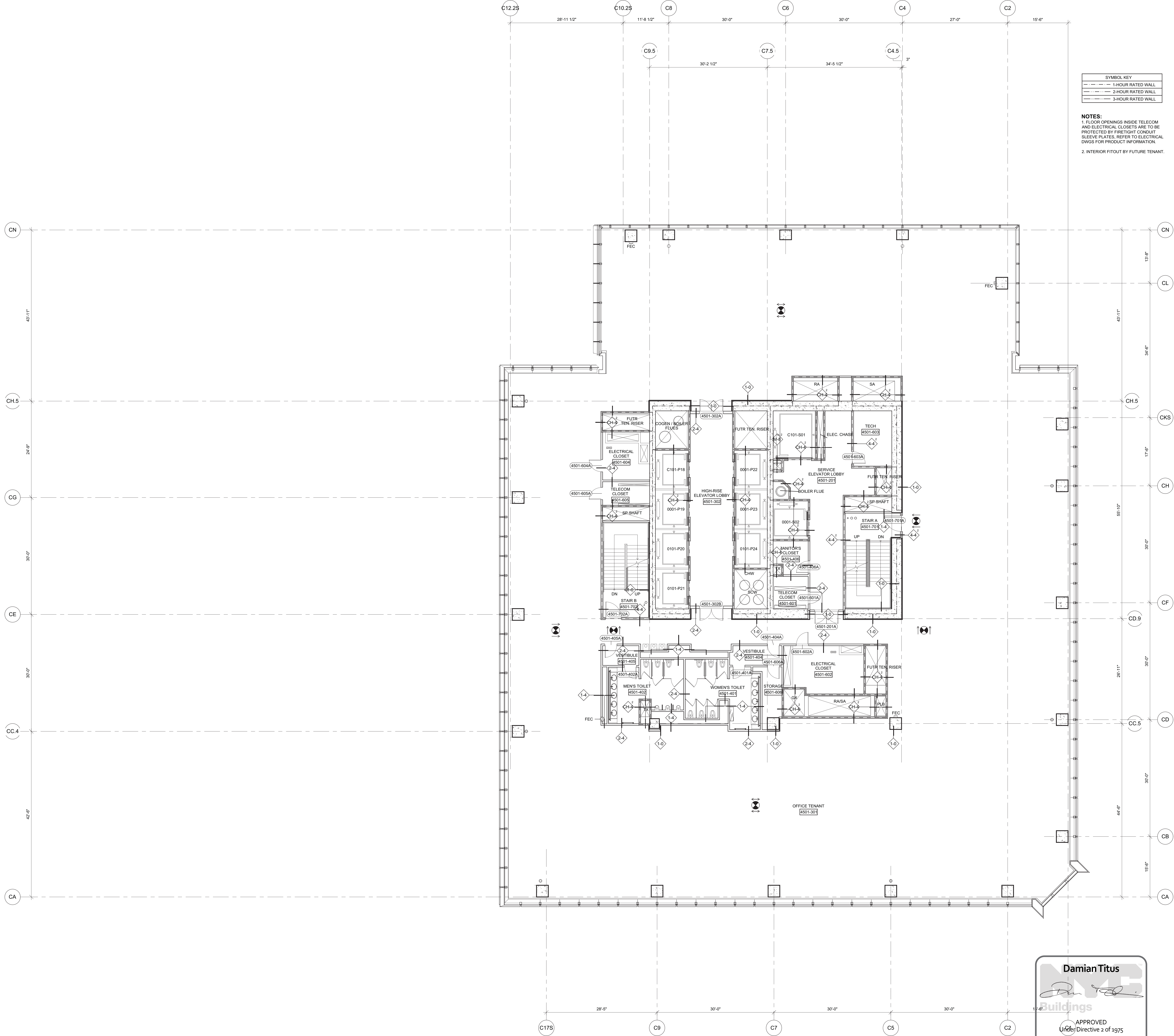
SHEET 57 OF 239







Filename: P:\Projects\1776\_Vestibule\Drawings\CAD\Sheet\TC\Doc\_Permi\_Serv\Sheet\VE\TC-A1-4501.dwg Plotted by: Matt Gregory Plot Time: 3/21/2013 4:44 PM




SYMBOL KEY	
	1-HOUR RATED WALL
	2-HOUR RATED WALL
	3-HOUR RATED WALL

- NOTES:**
- FLOOR OPENINGS INSIDE TELECOM AND ELECTRICAL CLOSETS ARE TO BE PROTECTED BY FIRE TIGHT CONDUIT SLEEVE PLATES. REFER TO ELECTRICAL DWGS FOR PRODUCT INFORMATION.
  - INTERIOR FITOUT BY FUTURE TENANT.

## HUDSON YARDS - TOWER C

Address  
501 WEST 30TH STREET  
NEW YORK, NY



**Client**  
Related Companies  
60 Columbus Circle  
New York, NY 10023  
Tel: 212.801.1000 Fax: 212.801.1048

**Oxford Properties Group**  
320 Park Avenue, 17th Floor  
New York, NY 10022  
Tel: 212.986.7514 Fax: 212.986.7510

**Construction Manager**  
Tishman Construction Corporation  
100 Park Avenue, 5th Floor  
New York, NY 10017  
Tel: 212.708.5600

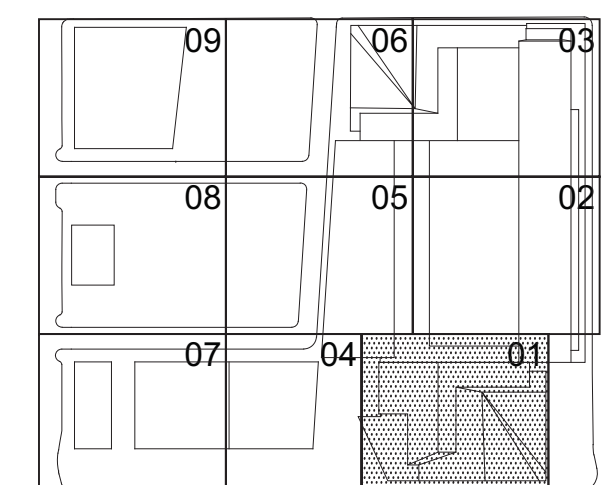
**Architect**  
Kohn Pedersen Fox Associates PC  
Architects & Planning Consultants  
11 West 42nd Street  
New York, NY 10036  
Tel: 212.977.6500 Fax: 212.956.2526

**Structural Engineer**  
Thornton Tomasetti, Inc.  
51 Madison Avenue  
New York, NY 10010  
Tel: 917.661.7800 Fax: 917.661.7801

**Mechanical, Electrical, Plumbing, Fire Protection**  
Jaros Baum & Bolles Consulting Engineers  
80 Pine Street  
New York, NY 10013  
Tel: 212.530.9300 Fax: 212.269.5894

1 D.O.B. BUILDING PERMIT FILING 03/22/2013

Key Plan



Date:

03/22/2013

Project No:

1776.10

Drawn By:

Sheet Number

Drawing Title

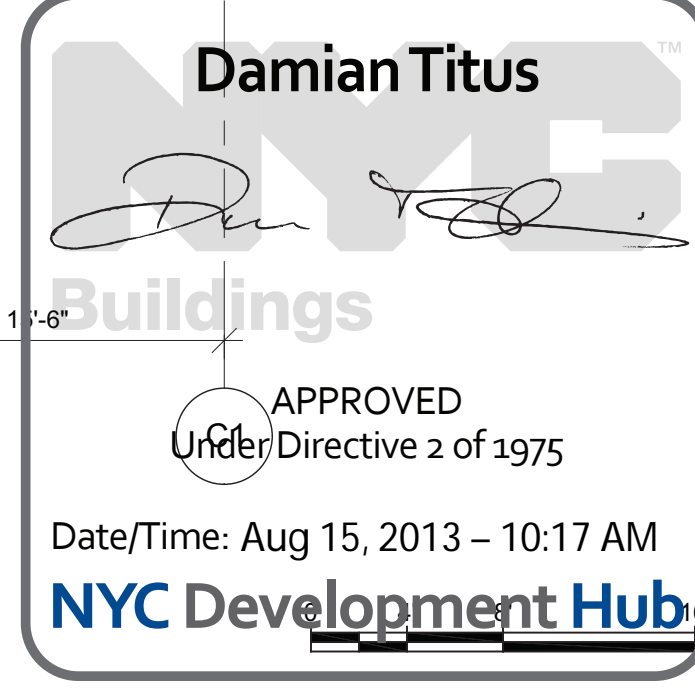
Flooring Number

A1-4501

Project Name

A-158.00

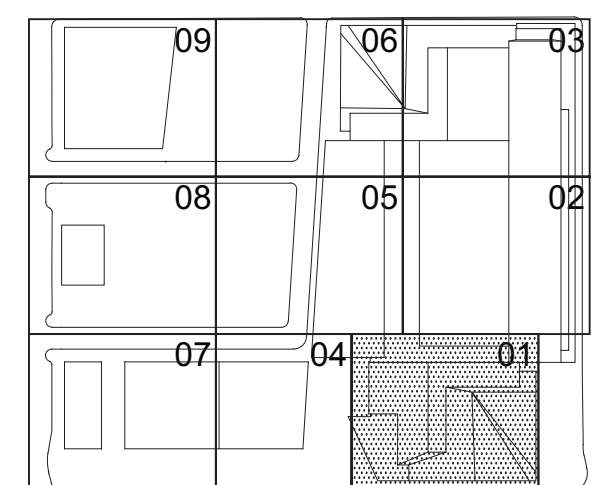
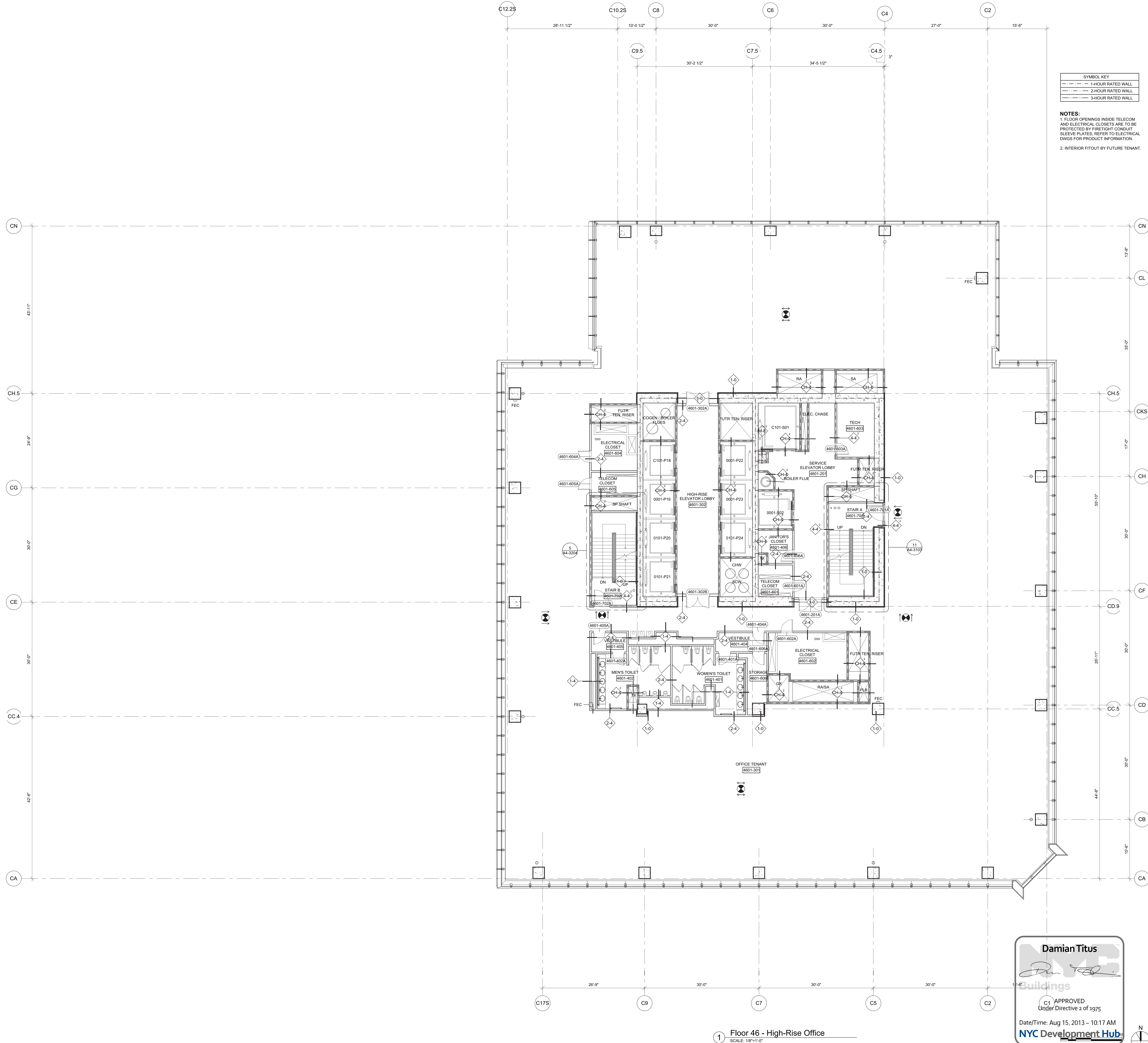
SHEET 59 OF 239



1 Floor 45 - High-Rise Office / Upper Terrace  
SCALE: 1/8"=1'-0"



*Mechanical, Electrical, Plumbing, Fire Protection*  
Jaros Baum & Bolles Consulting Engineers  
80 Pine Street  
New York, NY 10013  
Tel: 212.530.9300 Fax: 212.269.5894



Date	03/22/2013
Project No.	1776.10
Drawn By	
Sheet Number	

HYE-TC-A1-4601

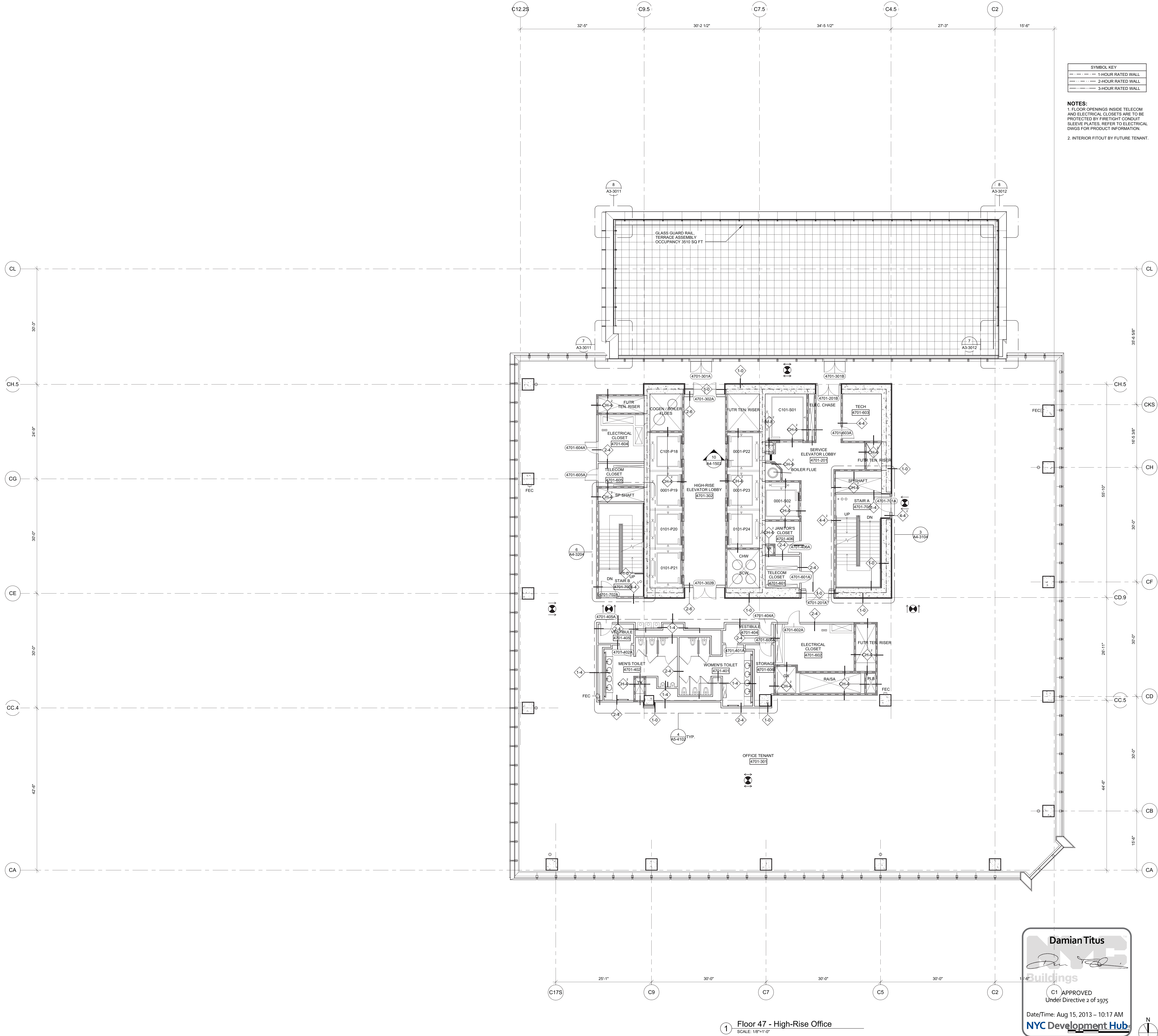
FLOOR PLAN 46  
SECTOR 01

Drawing Number  
**A1-4601**  
 B-SCAN Drawing Number  
**A-159.00**

SHEET 60 OF 239



F:\Projects\1776\_VestSideYardsDrawings\CAD\Sheet\TC\Doc\_Permi\_Serv\Sheet\VE-TC-A1-4701.dwg Plotted by: Matt Gregory Plot Time: 3/2/2013 4:44 PM



# HUDSON YARDS - TOWER C

Address  
501 WEST 30TH STREET  
NEW YORK, NY



**Client**  
Related Companies  
60 Columbus Circle  
New York, NY 10023  
Tel: 212.801.1000 Fax: 212.801.1048

**Oxford Properties Group**  
320 Park Avenue, 17th Floor  
New York, NY 10022  
Tel: 212.986.7514 Fax: 212.986.7510

**Construction Manager**  
Tishman Construction Corporation  
100 Park Avenue, 5th Floor  
New York, NY 10017  
Tel: 212.708.5600

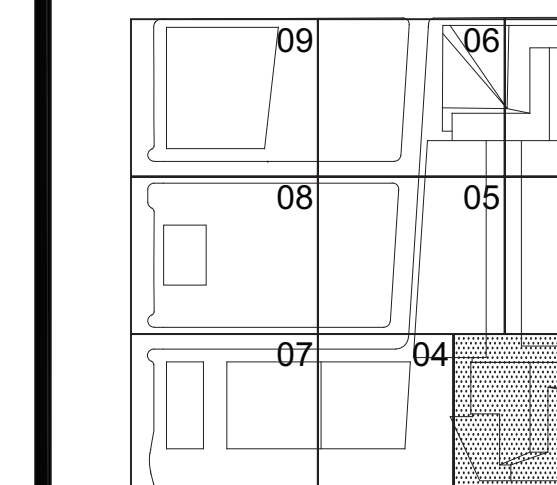
**Architect**  
Kohn Pedersen Fox Associates PC  
Architects & Planning Consultants  
11 West 42nd Street  
New York, NY 10036  
Tel: 212.977.6500 Fax: 212.956.2526

**Structural Engineer**  
Thornton Tomasetti, Inc.  
51 Madison Avenue  
New York, NY 10010  
Tel: 917.661.7800 Fax: 917.661.7801

**Mechanical, Electrical, Plumbing, Fire Protection**  
Jaros Baum & Bolles Consulting Engineers  
80 Pine Street  
New York, NY 10013  
Tel: 212.530.9300 Fax: 212.269.5894

1 D.O.B. BUILDING PERMIT FILING 03/22/2013

Key Plan



Date:  
03/22/2013  
Project No:  
1776.10  
Drawn By:  
Sheet Number:  
Drawing Title:  
HYE-TC-A1-4701

FLOOR PLAN 47  
SECTOR 01

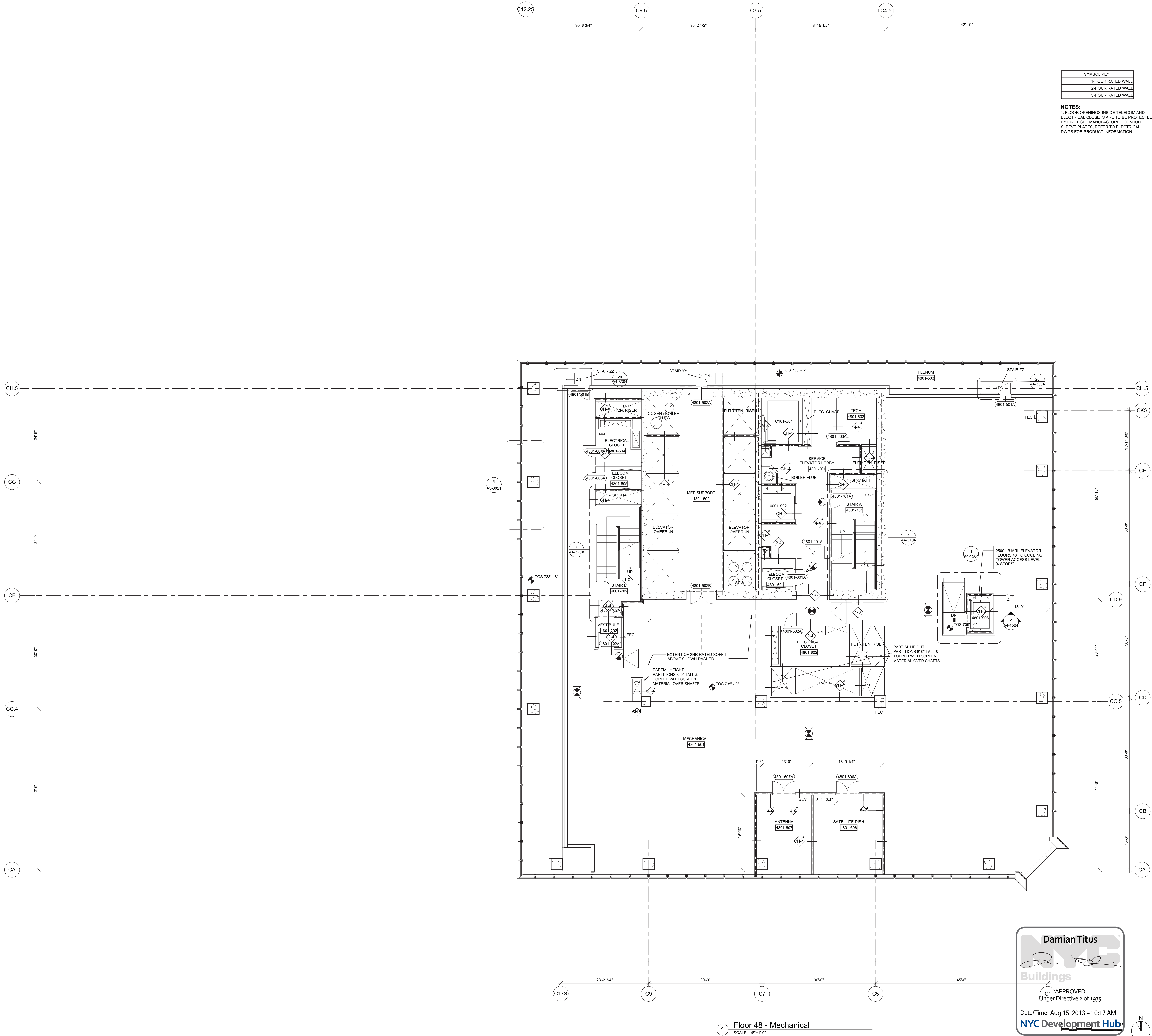
Drawing Number:  
A1-4701  
A1-4701 Drawing Number:  
A-160.00

SHEET 61 OF 239

**Damian Titus**  
Buildings  
C1 APPROVED  
Under Directive 2 of 1975  
Date/Time: Aug 15, 2013 - 10:17 AM  
NYC Development Hub



F:\Projects\1776\_VestSide\Drawings\CAD\Sheet\TC\Doc\_Perm\_Serv\Sheet\VE\TC-A1-4801.dwg Plotted by: Matt Gregory Plot Time: 3/21/2013 4:44 PM




1 Floor 48 - Mechanical  
SCALE: 1/8"=1'-0"

**Damian Titus**  
Buildings  
APPROVED  
Under Directive 2 of 1975  
Date/Time: Aug 15, 2013 - 10:17 AM  
NYC Development Hub

# HUDSON YARDS - TOWER C

Address  
501 WEST 30TH STREET  
NEW YORK, NY



**Client**  
Related Companies  
60 Columbus Circle  
New York, NY 10023  
Tel: 212.801.1000 Fax: 212.801.1048

**Oxford Properties Group**  
320 Park Avenue, 17th Floor  
New York, NY 10022  
Tel: 212.986.7514 Fax: 212.986.7510

**Construction Manager**  
Tishman Construction Corporation  
100 Park Avenue, 5th Floor  
New York, NY 10017  
Tel: 212.708.5600

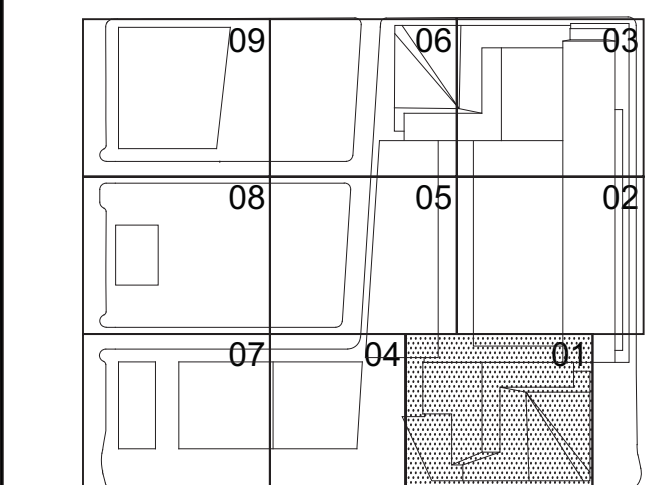
**Architect**  
Kohn Pedersen Fox Associates PC  
Architects & Planning Consultants  
11 West 42nd Street  
New York, NY 10036  
Tel: 212.977.6500 Fax: 212.956.2526

**Structural Engineer**  
Thornton Tomasetti, Inc.  
51 Madison Avenue  
New York, NY 10010  
Tel: 917.661.7800 Fax: 917.661.7801

**Mechanical, Electrical, Plumbing, Fire Protection**  
Jaros Baum & Bolles Consulting Engineers  
80 Pine Street  
New York, NY 10013  
Tel: 212.530.9300 Fax: 212.269.5894

1 D.O.B. BUILDING PERMIT FILING 03/22/2013  
Date Issue Date

Key Plan



Date:  
03/22/2013  
Project No:  
1776.10  
Drawn By:  
Sheet Number:  
Drawing Title:

HYE-TC-A1-4801

FLOOR PLAN 48  
SECTOR 01

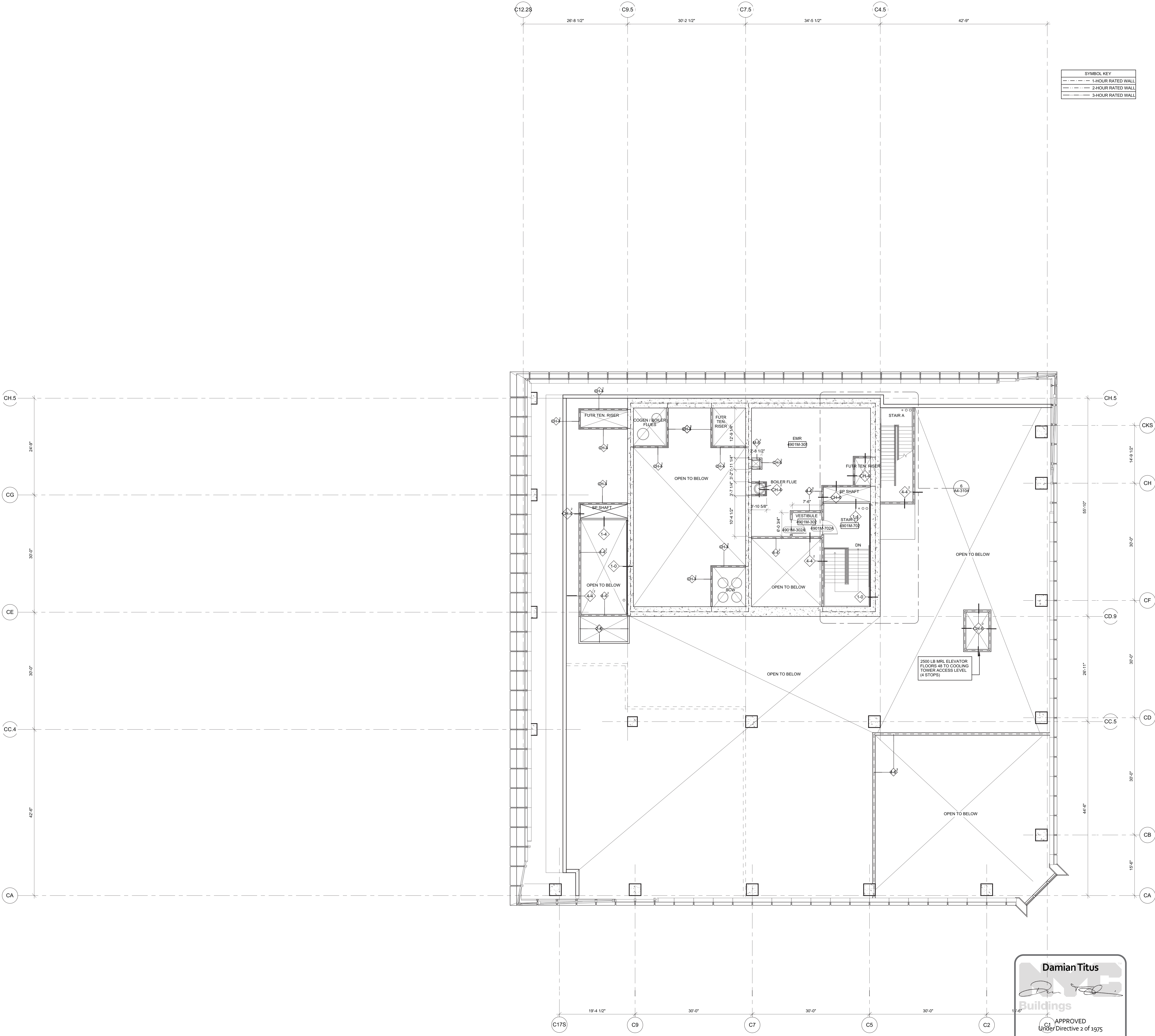
Drawing Number:  
A1-4801  
A/E/C/O Drawing Number:  
A-161.00  
SHEET 62 OF 239







F:\Frame: P:\Projects\1776\_Vestibule\Drawings\CAD\Sheet\TC\Doc\_Permi\_Serv\Sheet\TC\CA-4901M.dwg Plotted by: Mel Gregory Plot Time: 3/21/2013 4:45 PM



1 Floor 49M - Service Elevator EMR  
SCALE: 1/8"=1'-0"

**Damian Titus**  
  
**Buildings**

APPROVED  
Under Directive 2 of 1975  
Date/Time: Aug 15, 2013 - 10:17 AM  
**NYC Development Hub**

**HUDSON YARDS - TOWER C**  
  
Address  
501 WEST 30TH STREET  
NEW YORK, NY  
  
  
  
Client  
Related Companies  
60 Columbus Circle  
New York, NY 10023  
Tel: 212.801.1000 Fax: 212.801.1048  
  
Oxford Properties Group  
320 Park Avenue, 17th Floor  
New York, NY 10022  
Tel: 212.986.7514 Fax: 212.986.7510  
  
Construction Manager  
Tishman Construction Corporation  
100 Park Avenue, 5th Floor  
New York, NY 10017  
Tel: 212.708.5600  
  
Architect  
Kohn Pedersen Fox Associates PC  
Architects & Planning Consultants  
11 West 42nd Street  
New York, NY 10036  
Tel: 212.977.6500 Fax: 212.956.2526  
  
Structural Engineer  
Thornton Tomasetti, Inc.  
51 Madison Avenue  
New York, NY 10010  
Tel: 917.661.7800 Fax: 917.661.7801  
  
Mechanical, Electrical, Plumbing, Fire Protection  
Jaros Baum & Bolles Consulting Engineers  
80 Pine Street  
New York, NY 10013  
Tel: 212.530.9300 Fax: 212.269.5894

1	D.O.B. BUILDING PERMIT FILING	03/22/2013
Rev	Date	Date

Key Plan

Date: 03/22/2013  
Project No: 1776.10  
Drawn By:  
Sheet Number:  
Drawing Title: HYE-TC-A1-4901M


**FLOOR PLAN 49M  
SECTOR 01**

Drawing Number: A1-4901M  
Drawing Number: A-163.00

SHEET 64 OF 239



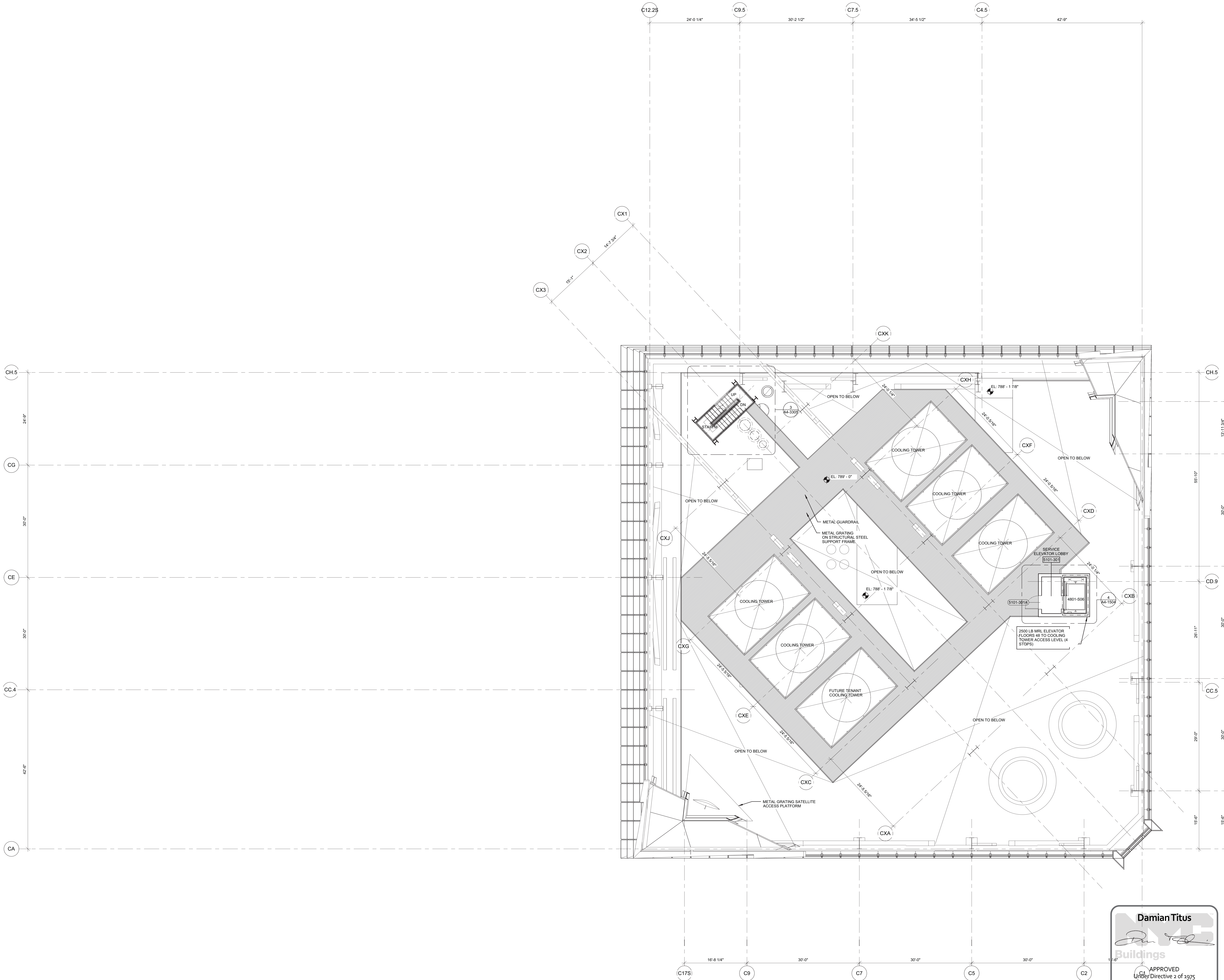
*Mechanical, Electrical, Plumbing, Fire Protection*  
Jaros Baum & Bolles Consulting Engineers  
80 Pine Street  
New York, NY 10013  
Tel: 212.530.9300 Fax: 212.269.5894



A-164.00



Filename: P:\Projects\1776\_VestSideYardsDrawings\CAD\Sheet\TC\Doc\_Permi\_Serv\Sheet\HETCA15001M.dwg Plotted by: Mall Gregory Plot Time: 3/21/2013 4:45 PM



1 Floor 50M - Cooling Tower Access Platform  
SCALE: 1/8"=1'-0"

**Damian Titus**  
Buildings  
APPROVED  
Under Directive 2 of 1975  
Date/Time: Aug 15, 2013 - 10:17 AM  
NYC Development Hub

# HUDSON YARDS - TOWER C

Address  
501 WEST 30TH STREET  
NEW YORK, NY



**Client**  
Related Companies  
60 Columbus Circle  
New York, NY 10023  
Tel: 212.801.1000 Fax: 212.801.1048

**Oxford Properties Group**  
320 Park Avenue, 17th Floor  
New York, NY 10022  
Tel: 212.986.7514 Fax: 212.986.7510

**Construction Manager**  
Tishman Construction Corporation  
100 Park Avenue, 5th Floor  
New York, NY 10017  
Tel: 212.708.5600

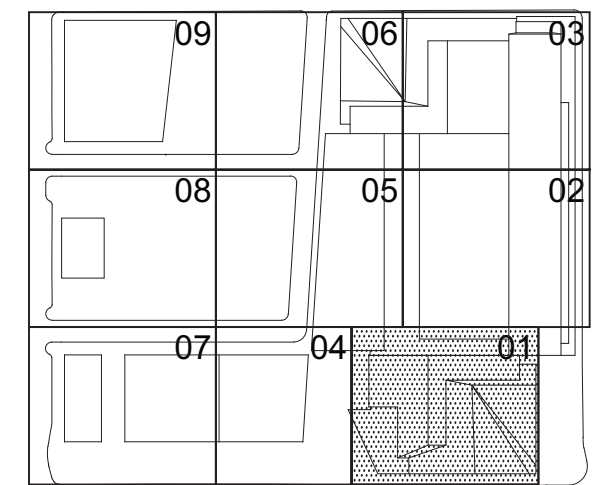
**Architect**  
Kohn Pedersen Fox Associates PC  
Architects & Planning Consultants  
11 West 42nd Street  
New York, NY 10036  
Tel: 212.977.6500 Fax: 212.956.2526

**Structural Engineer**  
Thornton Tomasetti, Inc.  
51 Madison Avenue  
New York, NY 10010  
Tel: 917.661.7800 Fax: 917.661.7801

**Mechanical, Electrical, Plumbing, Fire Protection**  
Jaros Baum & Bolles Consulting Engineers  
80 Pine Street  
New York, NY 10013  
Tel: 212.530.9300 Fax: 212.269.5894

1	D.O.B. BUILDING PERMIT FILING	03/22/2013
Rev	Date	Date

Key Plan



Date:  
03/22/2013  
Project No:  
1776.10  
Drawn By:

Sheet Number

HYE-TC-A1-5001M

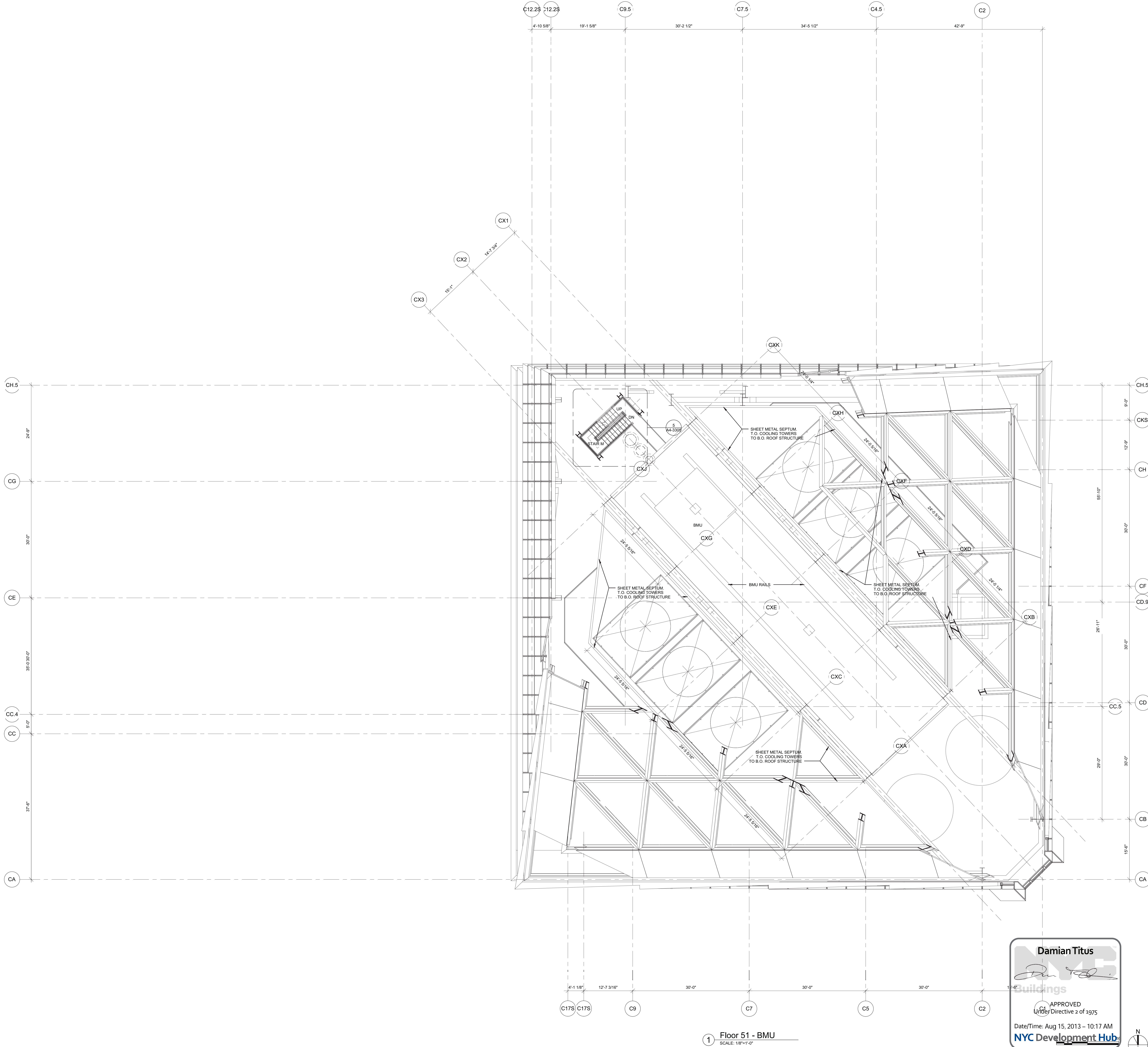
FLOOR PLAN 50M  
SECTOR 01

Drawing Number:  
A1-5001M

Project Drawing Number:  
A-165.00




F:\Frame: P:\Projects\1776\_VestSide\Drawings\CAD\Sheet\TC\Doc\_Permi\_Serv\Sheet\HETCA-5101.dwg Plotted by: Matt Gregory Plot Time: 3/21/2013 4:05 PM



# HUDSON YARDS - TOWER C

Address  
501 WEST 30TH STREET  
NEW YORK, NY



Client  
Related Companies  
60 Columbus Circle  
New York, NY 10023  
Tel: 212.801.1000 Fax: 212.801.1048

Oxford Properties Group  
320 Park Avenue, 17th Floor  
New York, NY 10022  
Tel: 212.986.7514 Fax: 212.986.7510

Construction Manager  
Tishman Construction Corporation  
100 Park Avenue, 5th Floor  
New York, NY 10017  
Tel: 212.708.5600

Architect  
Kohn Pedersen Fox Associates PC  
Architects & Planning Consultants  
11 West 42nd Street  
New York, NY 10036  
Tel: 212.977.6500 Fax: 212.956.2526


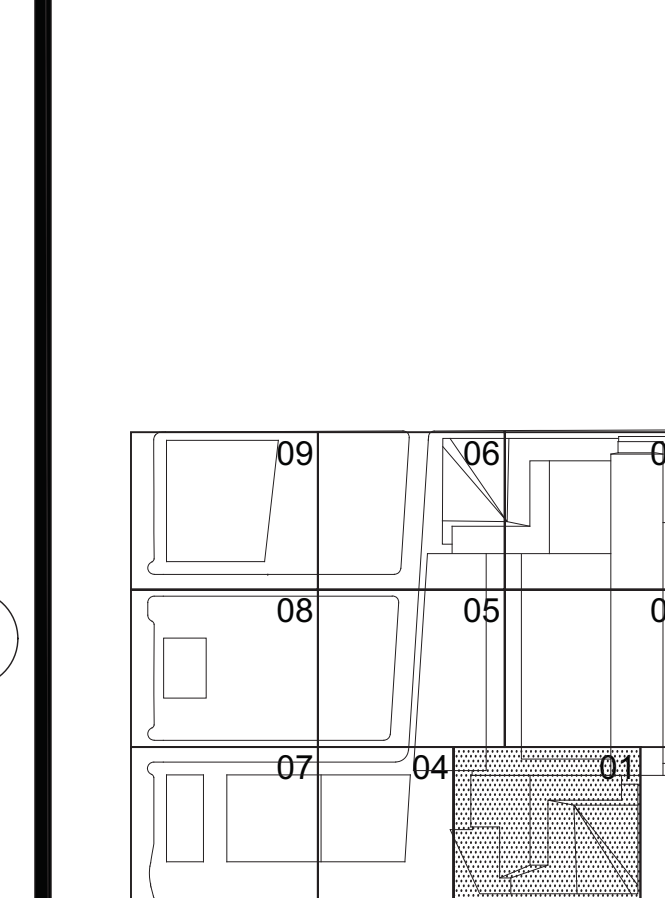
Structural Engineer  
Thornton Tomasetti, Inc.  
51 Madison Avenue  
New York, NY 10010  
Tel: 917.661.7800 Fax: 917.661.7801

Mechanical, Electrical, Plumbing, Fire Protection  
Jaros Baum & Bolles Consulting Engineers  
80 Pine Street  
New York, NY 10013  
Tel: 212.530.9300 Fax: 212.269.5894

CH.5	24'-0"	CH.5	8'-0"
CG	30'-0"	CKS	12'-0"
CE	35'-0"	CH	95'-10"
CC.4	5'-0"	CF	30'-0"
CC	37'-0"	CD.9	28'-11"
CA		CD	30'-0"
		CC.5	29'-0"
		CB	30'-0"
		CA	15'-0"

1 D.O.B. BUILDING PERMIT FILING 03/22/2013

Key Plan



Project No.  
1776.10

Project Title  
HYE-TC-A1-5101

Project Title  
HYE-TC-A1-5101

Project Title  
HYE-TC-A1-5101

Project Title  
HYE-TC-A1-5101

Project Title  
HYE-TC-A1-5101

Project Title  
HYE-TC-A1-5101

Project Title  
HYE-TC-A1-5101

Project Title  
HYE-TC-A1-5101

Project Title  
HYE-TC-A1-5101



HUDSON YARDS -  
TOWER C

Address  
501 WEST 30TH STREET  
NEW YORK, NY



Client  
Related Companies  
60 Columbus Circle  
New York, NY 10023  
Tel: 212.801.1000 Fax: 212.801.1048

Oxford Properties Group  
320 Park Avenue, 17th Floor  
New York, NY 10022  
Tel: 212.866.7514 Fax: 212.986.7510

Construction Manager  
Tishman Construction Corporation  
100 Park Avenue, 5th Floor  
New York, NY 10017  
Tel: 212.708.5000

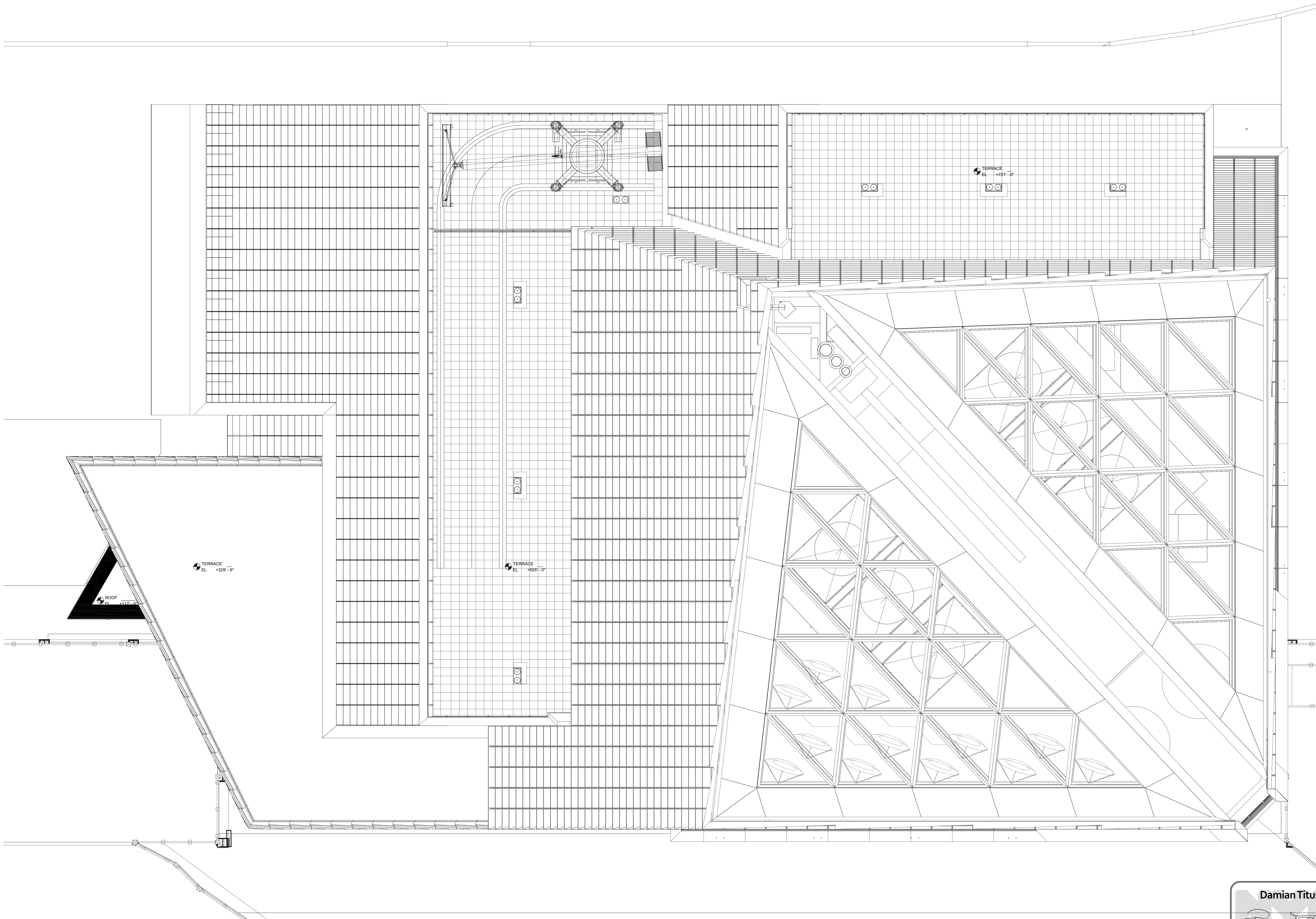
Architect  
Kohn Pedersen Fox Associates PC  
Architects & Planning Consultants  
11 West 42nd Street  
New York, NY 10036  
Tel: 212.977.6500 Fax: 212.956.2526

Structural Engineer  
Thornton Tomasetti, Inc.  
51 Madison Avenue  
New York, NY 10010  
Tel: 917.661.7800 Fax: 917.661.7801

Mechanical, Electrical, Plumbing, Fire Protection  
Jaros Baum & Bolles Consulting Engineers  
80 Pine Street  
New York, NY 10013  
Tel: 212.530.9300 Fax: 212.269.5894

DOB NOTES FOR ENERGY MODEL:

1. ROOF ASSEMBLIES SHALL HAVE A U-VALUE NOT EXCEEDING 0.044.
2. REFER TO THE FOLLOWING DRAWINGS FOR ROOF ASSEMBLIES:  
FLOOR 01 UNOCCUPIED ROOF - A3-9904  
FLOOR 01 ROOF UNDER HIGHLINE - A3-9904  
FLOOR 19 TERRACE - A3-5021  
FLOORS 32 AND 41 TERRACE - A3-5013  
FLOOR 50 ROOF - A3-5021

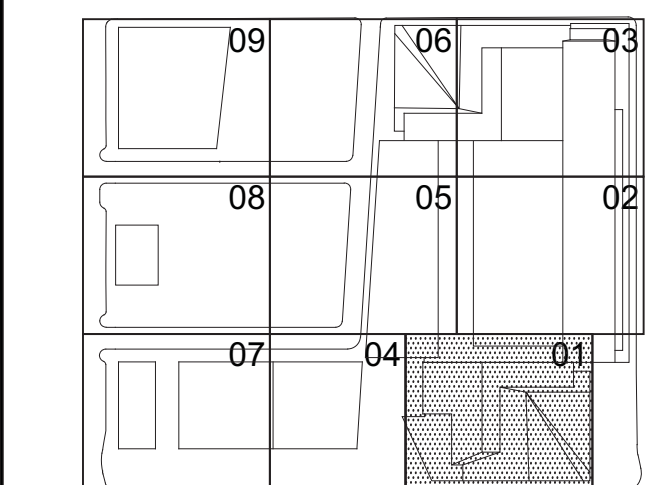


1 Roof Plan  
SCALE: 1/8"=1'-0"

**Damian Titus**  
*[Signature]*  
**Buildings**  
APPROVED  
Under Directive 2 of 1975  
Date/Time: Aug 15, 2013 - 10:17 AM  
**NYC Development Hub**

1	D.O.B. BUILDING PERMIT FILING	03/22/2013
Date	Date	Date

Key Plan



Date:  
03/22/2013  
Project No:  
1776.10  
Drawn By:  
Sheet Number:



HYE-TC-A1-5201

Drawing Title

ROOF PLAN  
SECTOR 01

Drawing Number:  
A1-5201

Architect Drawing Number:  
A-167.00



NYC Buildings

CCD1: Construction Code Determination Form

1 Location Information

2 Applicant Information

3 Attendee Information

4 Nature of Request

Administrative Use Only

CCD1

5 Description of Request

Administrative Use Only

CCD1

6 Description of Request

7 Statements and Signatures

Administrative Use Only

2RD1/CCD1 Response Form

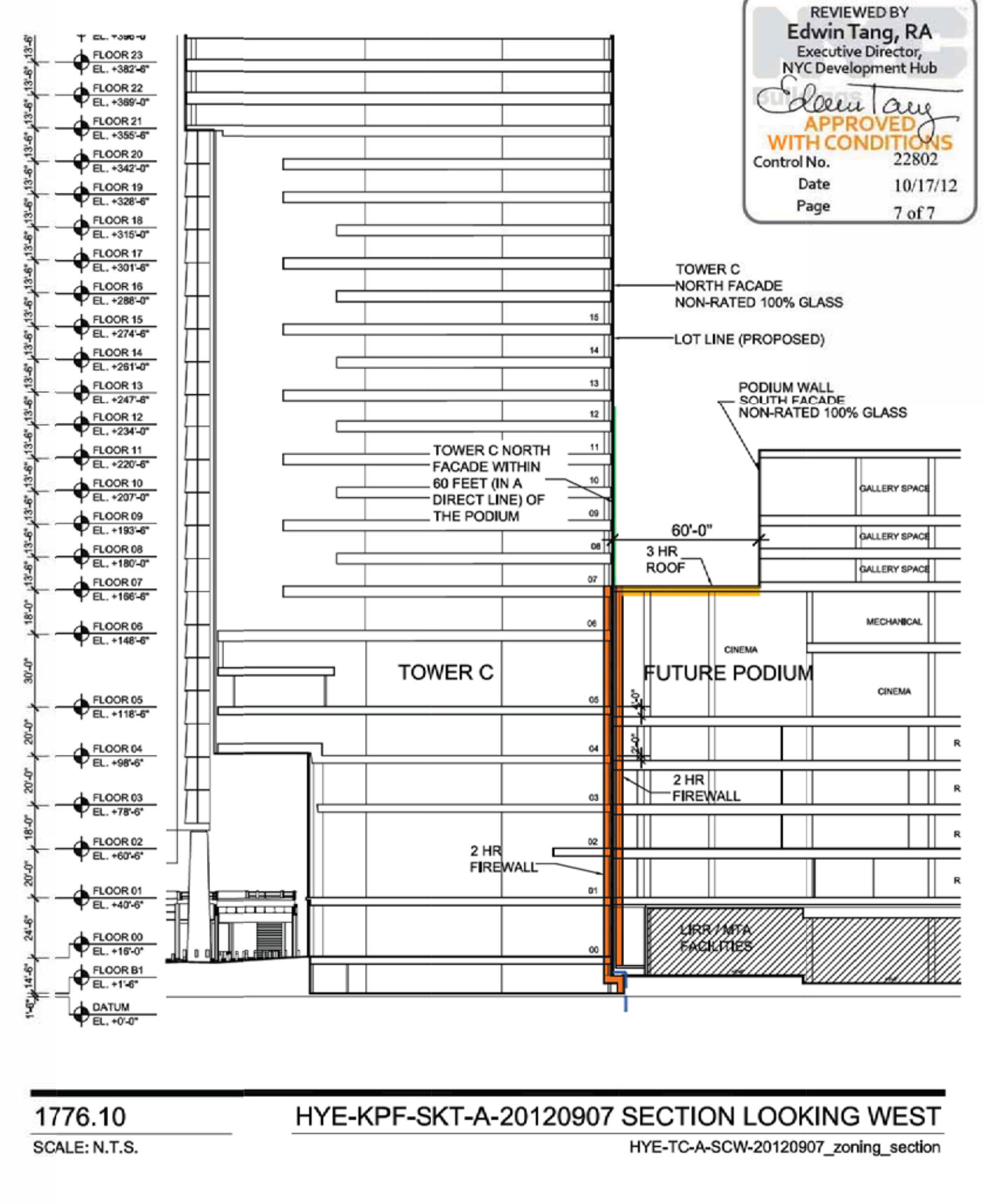
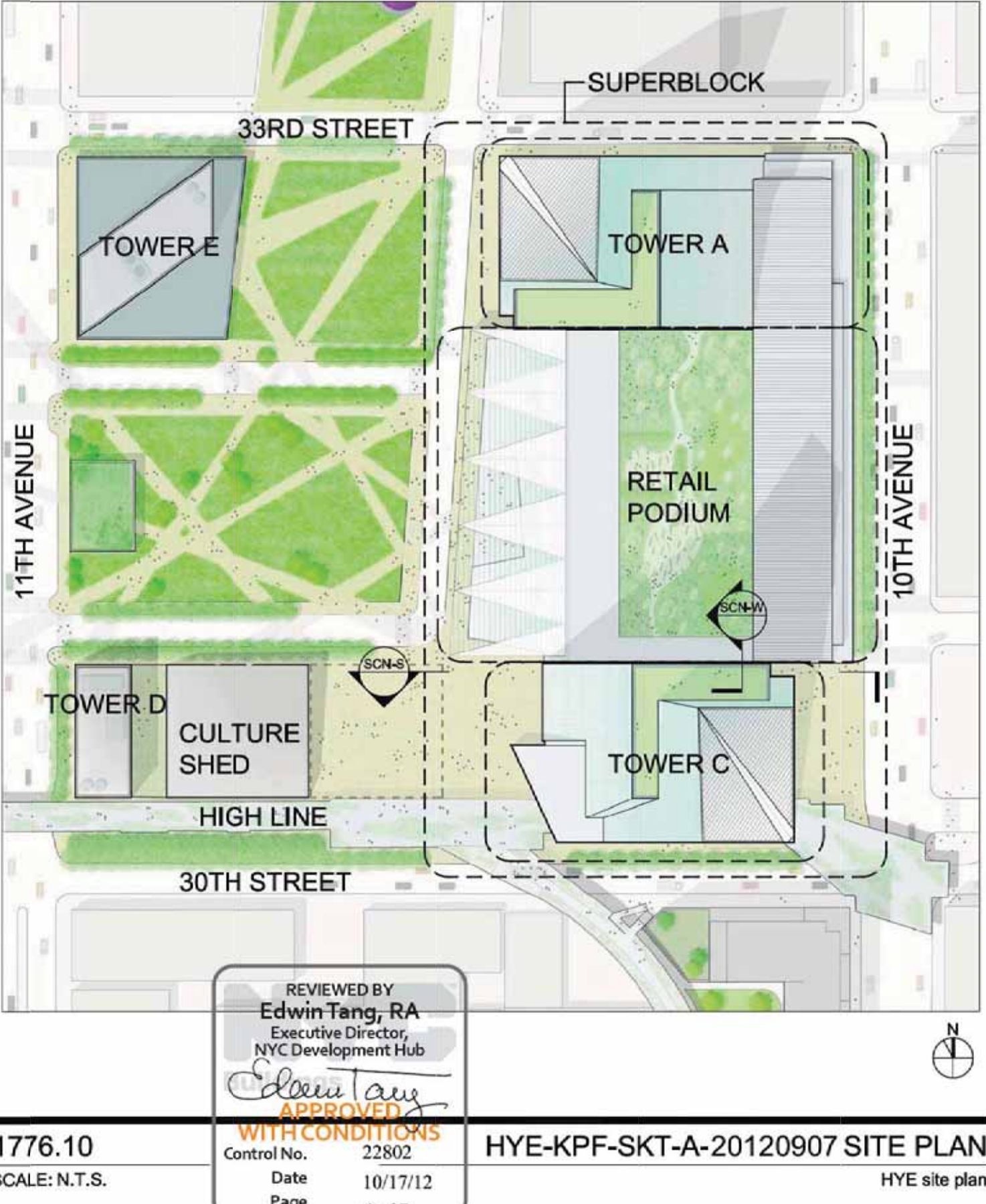
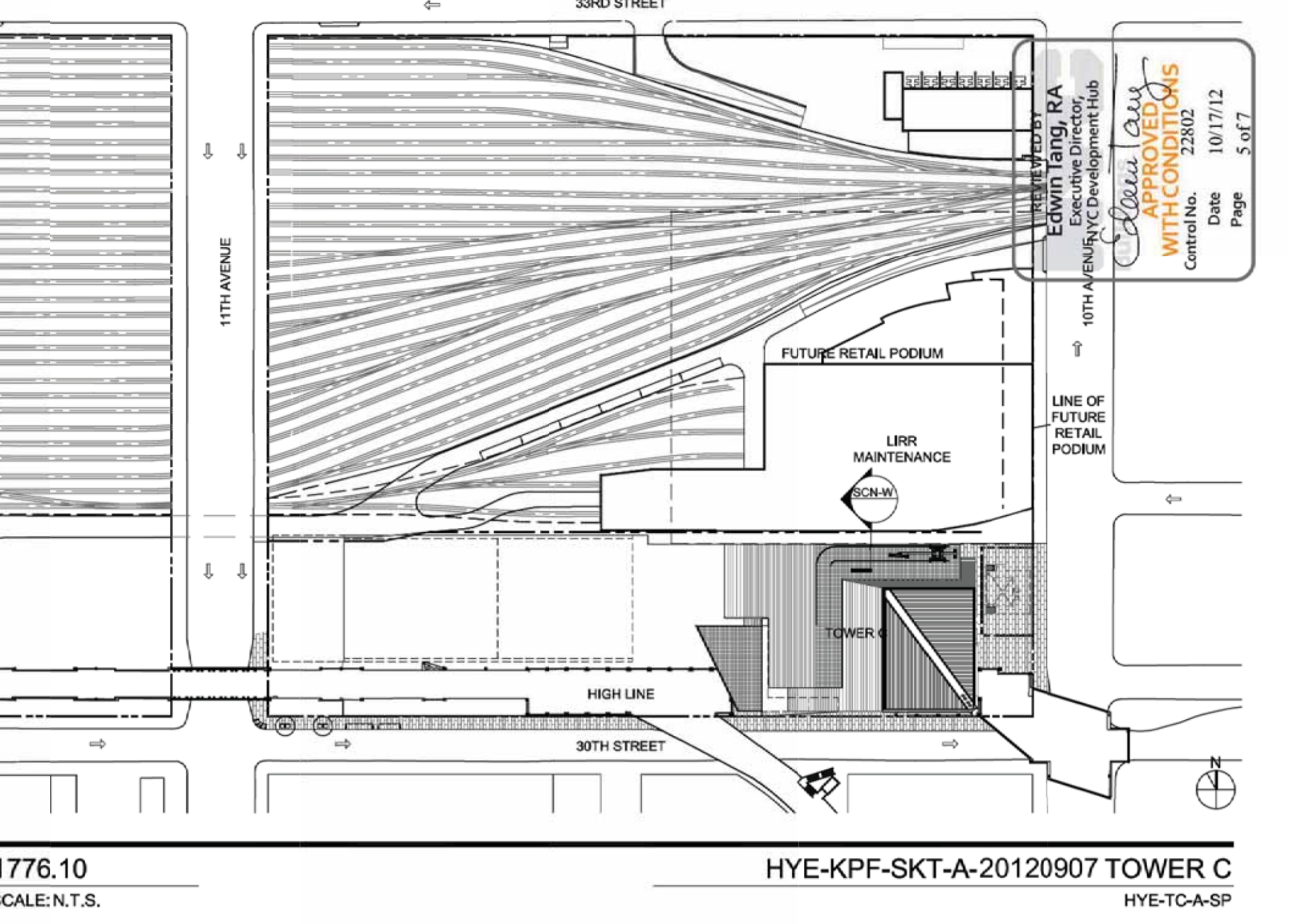
Location Information

Determination

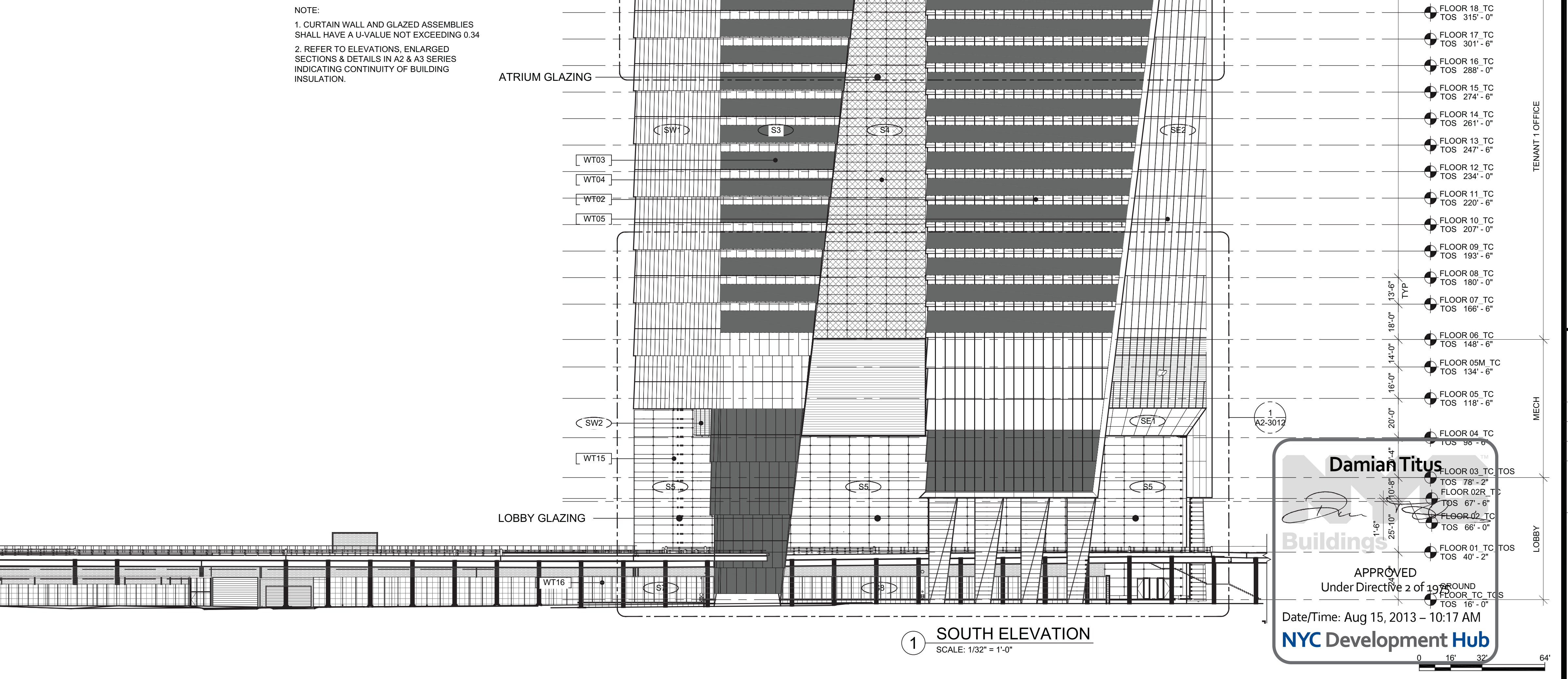
Comments

Is hereby approved with conditions:

REVIEWED BY Edwin Tang, RA



- DOB NOTES FOR ENERGY MODEL:
- INDICATES VISION GLAZING G1
  - INDICATES ATRIUM GLAZING G2
  - INDICATES LOBBY GLAZING G3
  - INDICATES SPANDREL GLAZING
  - INDICATES METAL PANEL
  - INDICATES STONE CLADDING
  - INDICATES CUSTOM ARCHITECTURAL GRADE MECHANICAL LOUVER
  - INDICATES CUSTOM ARCHITECTURAL GRADE MECHANICAL SCREEN WALL



HUDSON YARDS - TOWER C

Address: 501 WEST 30TH STREET, NEW YORK, NY

Client: Related Companies

Construction Manager: Trishman Construction Corporation

Architect: Kohn Pedersen Fox Associates PC

Structural Engineer: Thornton Tomasetti, Inc.

Mechanical, Electrical, Plumbing, Fire Protection: Jans Baum & Bolles Consulting Engineers

1 D.O.B. BUILDING PERMIT FILING 03/22/2013

HYE-TC-A2-1001

EXTERIOR ELEVATION SOUTH FACADE

A-200.00





Client  
Related Companies  
60 Columbus Circle  
New York, NY 10023  
Tel: 212.801.1000 Fax: 212.801.1048

Oxford Properties Group  
320 Park Avenue, 17th Floor  
New York, NY 10022  
Tel: 212.986.7514 Fax: 212.986.7510

Construction Manager  
Fishman Construction Corporation  
100 Park Avenue, 5th Floor  
New York, NY 10017  
Tel: 212.708.5000

Architect  
Kohn Pedersen Fox Associates PC  
Architects & Planning Consultants  
11 West 42nd Street  
New York, NY 10036  
Tel: 212.977.6500 Fax: 212.956.2526

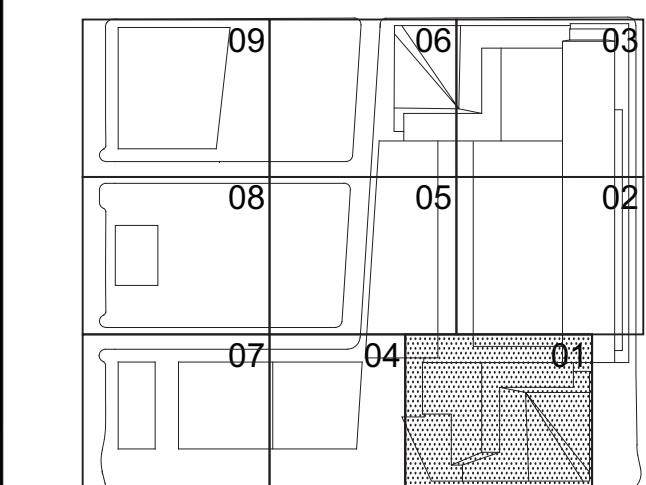
Structural Engineer  
Thornton Tomasetti, Inc.  
51 Madison Avenue  
New York, NY 10010  
Tel: 917.661.7800 Fax: 917.661.7801

Mechanical, Electrical, Plumbing, Fire Protection  
Jaros Baum & Bolles Consulting Engineers  
80 Pine Street  
New York, NY 10013  
Tel: 212.530.9300 Fax: 212.269.5894

1 D.O.B. BUILDING PERMIT FILING 03/22/2013

By Date Issued Date

Key Plan



Date: 03/22/2013  
Project No: 1776.10  
Sheet No: HYE-TC-A2-1002

Drawing Title

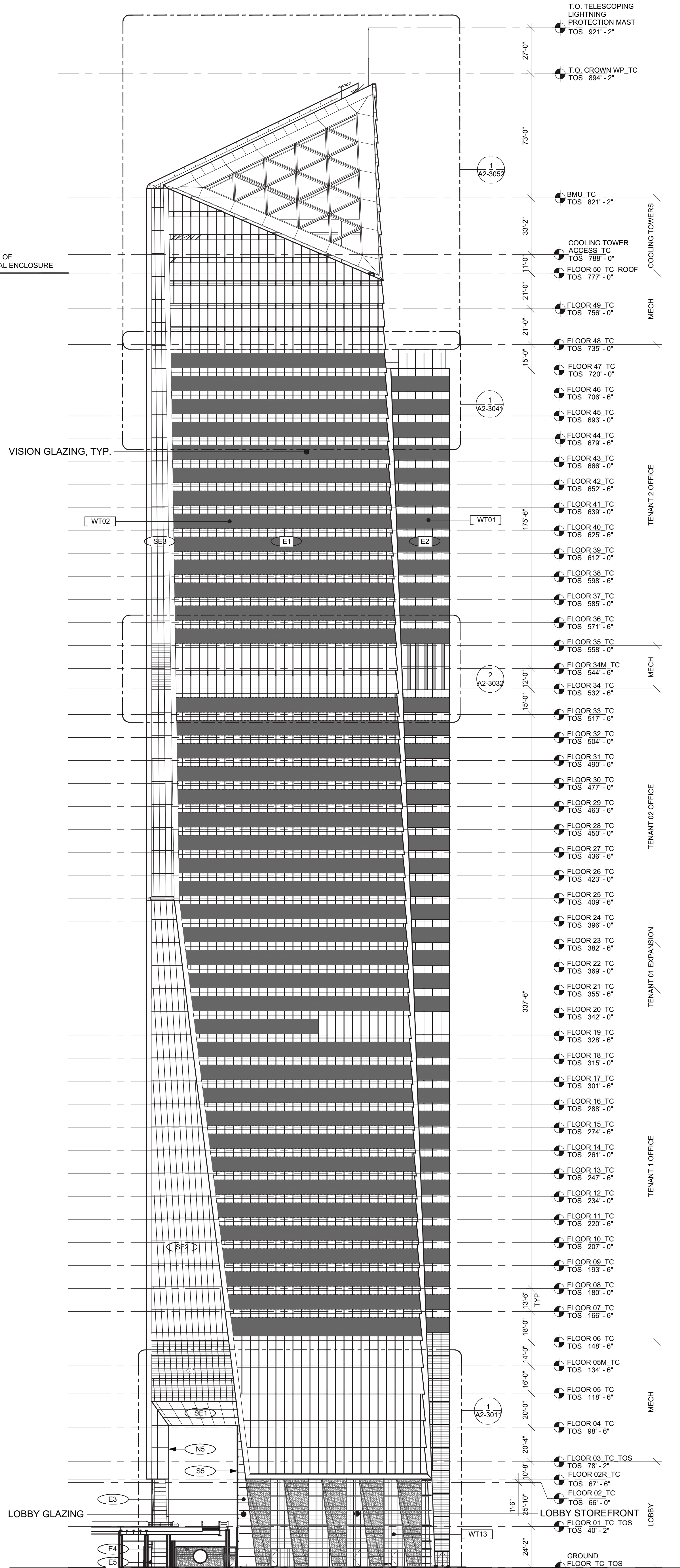
EXTERIOR ELEVATIONS  
NORTH AND WEST  
FACADES

Drawing Number

A-201.00


Scale: 1/8" = 1'-0"

SHEET 70 OF 239



2 EAST ELEVATION

SCALE: 1/32" = 1'-0"



1 CHAMFER ELEVATION

SCALE: 1/32" = 1'-0"

DOB NOTES FOR ENERGY MODEL:

- INDICATES VISION GLAZING G1  
Viron VRE - 46 Heat-Strngthened IGU  
3/8" (10mm) Low-iron OL  
VRE - 46 Low-E Coating on #2 surface  
1/2"(12mm) Air Space 5/16"(8mm) Clear IL  
SHGC: 0.30 U-Value: 0.29
- INDICATES ATRIUM GLAZING G2  
Viron VLE - 70 Laminated IGU  
3/8" Low-iron OL  
VRE - 70 on #2 surface  
0.06mm SG Interlayer  
3/8" Low-iron IL  
SHGC: 0.71 U-Value: 0.96
- INDICATES LOBBY STOREFRONT G3  
Viron VE - 24 Laminated IGU  
1/4" AN Low-iron + 0.030 SG Interlayer + 1/4" AN Low-iron OL  
VE-2M on #4 12mm AS  
1/4" AN Low-iron + 0.030 SG Interlayer + 1/4" AN Low-iron IL  
SHGC: 0.38 U-Value: 0.29
- INDICATES LOBBY GLAZING G2  
Viron VLE - 70 Laminated IGU  
3/8" Low-iron OL  
VRE - 70 on #2 surface  
0.06mm SG Interlayer  
3/8" Low-iron IL  
SHGC: 0.84 U-Value: 0.96
- INDICATES SPANDREL GLAZING  
with 4" insulation (Min.)  
R-Value: 16 (Min.)
- INDICATES METAL PANEL  
1 1/2" Aluminum panels  
4" insulation (Min.)  
R-Value: 16 (Min.)
- INDICATES STONE CLADDING  
with 4" insulation (Min.)  
R-Value: 16 (Min.)
- INDICATES CUSTOM ARCHITECTURAL GRADE  
MECHANICAL LOUVER
- INDICATES CUSTOM ARCHITECTURAL GRADE  
MECHANICAL SCREEN WALL

NOTE:  
1. CURTAIN WALL AND GLAZED ASSEMBLIES  
SHALL HAVE A U-VALUE NOT EXCEEDING 0.34  
2. REFER TO ELEVATIONS, ENLARGED  
SECTIONS & DETAILS IN A2 & A3 SERIES  
INDICATING CONTINUITY OF BUILDING  
INSULATION

APPROVED  
Under Directive 2 of 1975  
Date/Time: Aug 15, 2013 - 10:17 AM  
NYC Development Hub



DOB NOTES FOR ENERGY MODEL:

INDICATES VISION GLAZING G1  
Viracon VRE - 46 Heat-Strengthened IGL  
3/8" Low-Iron OL  
VRE - 46 Low-E Coating on #2 surface  
1/2"(12mm) Air Space 5/16"(8mm) Clear IL  
SHGC: 0.30 U-Value: 0.29

INDICATES ATRIUM GLAZING G2  
Viracon VLE - 70 Laminated Glass  
3/8" Low-Iron OL  
VRE - 70 on #2 surface  
0.06mm SG Interlayer  
3/8" Low-Iron IL  
SHGC: 0.71 U-Value: 0.96

INDICATES LOBBY STOREFRONT G3  
Vision VE - 2M Laminated IGL  
1/4" AN Low-Iron + 0.030 SG Interlayer + 1/4" AN Low-Iron OL  
VE-2M on #4 12mm AS  
1/4" AN Low-Iron + 0.030 SG Interlayer + 1/4" AN Low-Iron IL  
SHGC: 0.38 U-Value: 0.29

INDICATES LOBBY GLAZING G2  
Viracon VLE - 70 Laminated Glass  
3/8" Low-Iron OL  
VRE - 70 on #2 surface  
0.06mm SG Interlayer  
3/8" Low-Iron IL  
SHGC: 0.84 U-Value: 0.96

INDICATES SPANDREL GLAZING  
with 4" insulation (Min.)  
R-Value: 16 (Min.)

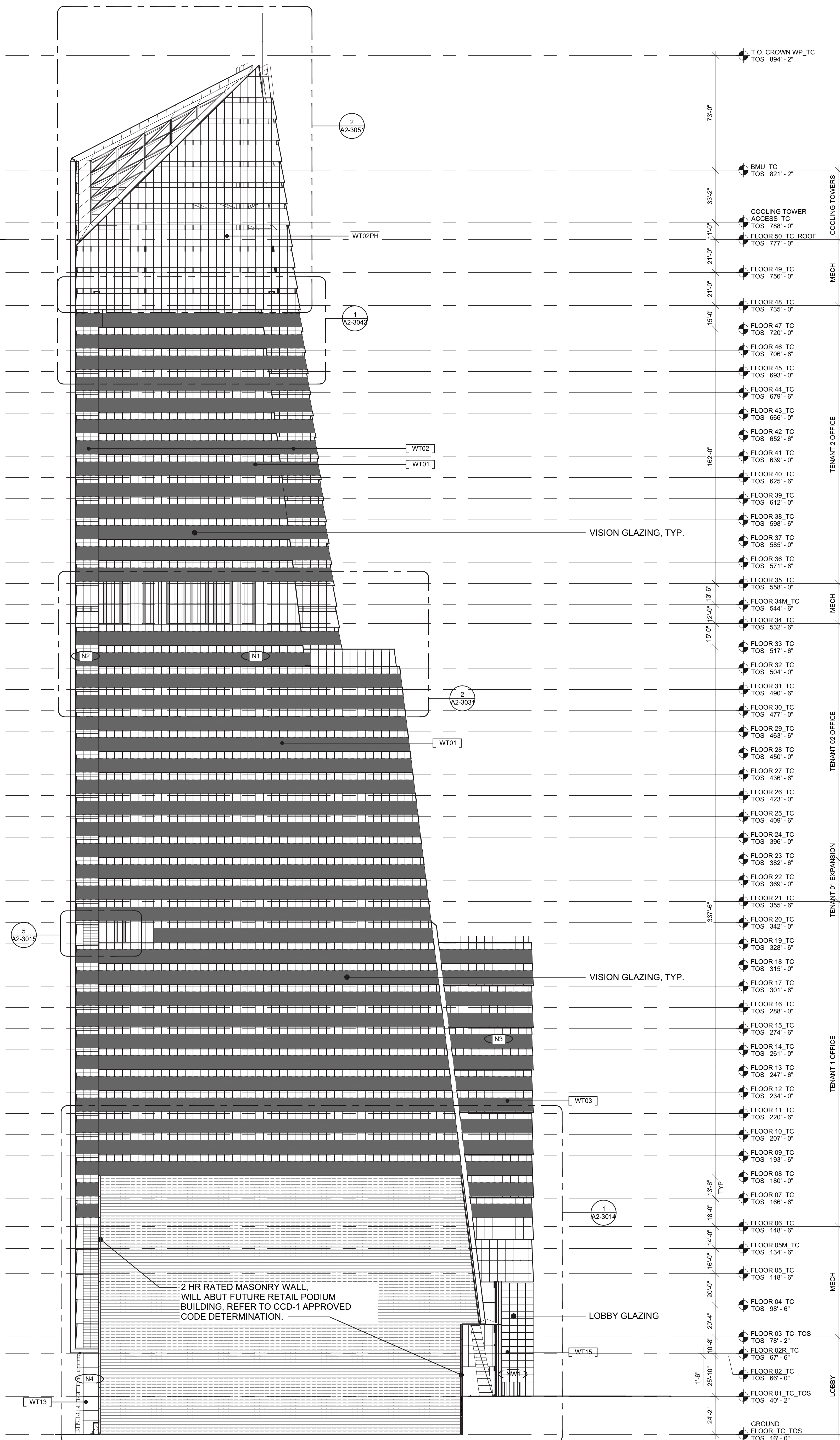
INDICATES METAL PANEL  
1 1/2" Aluminum panels  
4" insulation (Min.)  
R-Value: 16 (Min.)

INDICATES STONE CLADDING  
with 4" insulation (Min.)  
R-Value: 16 (Min.)

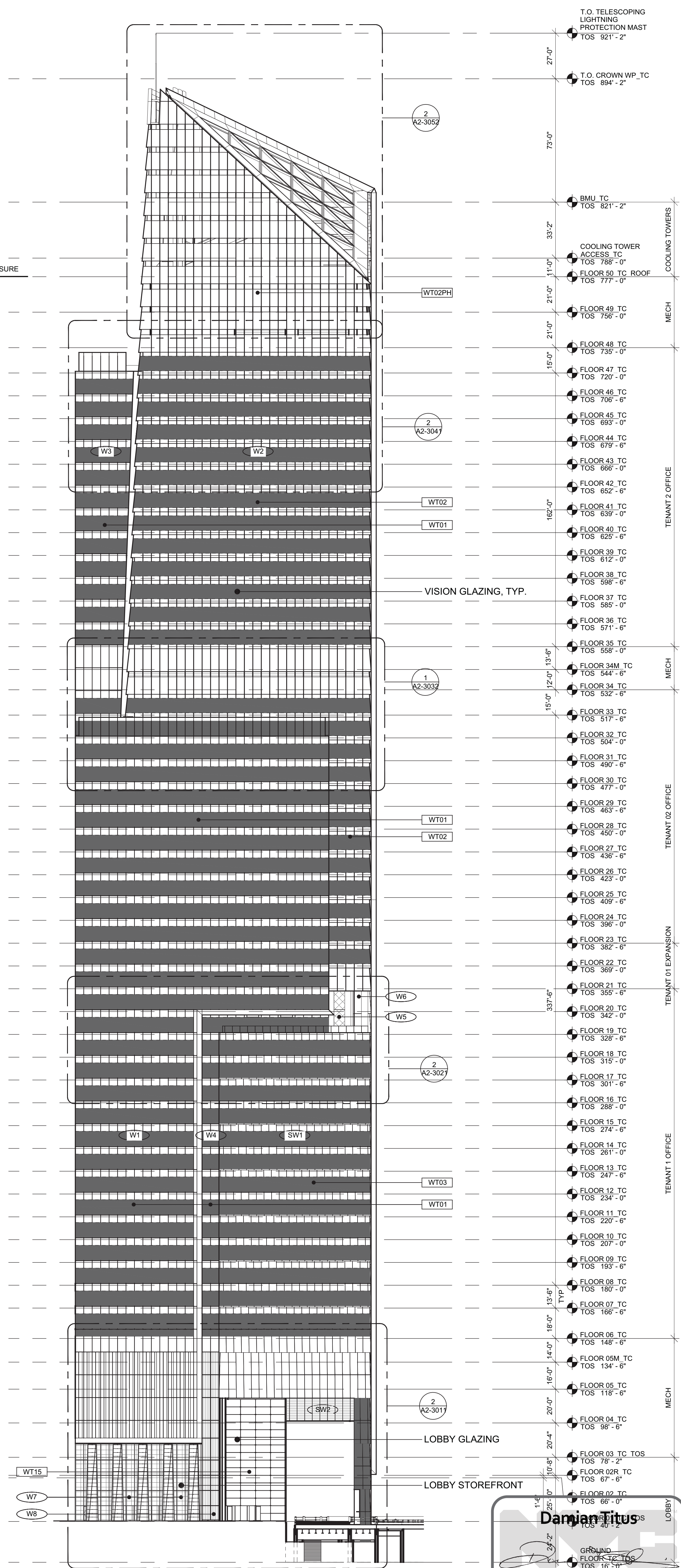
INDICATES CUSTOM ARCHITECTURAL GRADE  
MECHANICAL LOUVER

INDICATES CUSTOM ARCHITECTURAL GRADE  
MECHANICAL SCREEN WALL

NOTE:  
1. CURTAIN WALL AND GLAZED ASSEMBLIES  
SHALL HAVE A U-VALUE NOT EXCEEDING 0.34  
2. REFER TO ELEVATIONS, ENLARGED  
SECTIONS & DETAILS IN A2 & A3 SERIES  
INDICATING CONTINUITY OF BUILDING  
INSULATION.



2 NORTH ELEVATION  
SCALE: 1/32" = 1'-0"



1 WEST ELEVATION  
SCALE: 1/32" = 1'-0"

**Damian Titus**  
Buildings  
APPROVED  
Under Directive 2 of 1975  
Date/Time: Aug 15, 2013 - 10:17 AM  
NYC Development Hub

HUDSON YARDS -  
TOWER C

Address  
501 WEST 30TH STREET  
NEW YORK, NY

Client  
Related Companies  
60 Columbus Circle  
New York, NY 10023  
Tel: 212.801.1000 Fax: 212.801.1048

Oxford Properties Group  
320 Park Avenue, 17th Floor  
New York, NY 10022  
Tel: 212.866.7514 Fax: 212.986.7510

Construction Manager  
Fishman Construction Corporation  
100 Park Avenue, 5th Floor  
New York, NY 10017  
Tel: 212.708.5000

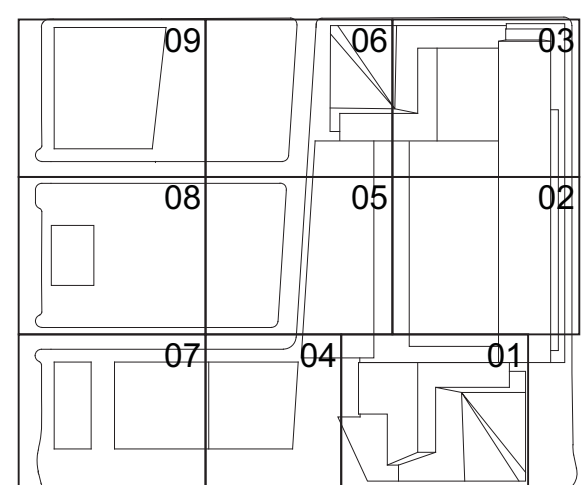
Architect  
Kohn Pedersen Fox Associates PC  
Architects & Planning Consultants  
11 West 42nd Street  
New York, NY 10036  
Tel: 212.977.6500 Fax: 917.661.7801

Structural Engineer  
Thornton Tomasetti, Inc.  
51 Madison Avenue  
New York, NY 10010  
Tel: 917.661.7800 Fax: 212.269.5894

Mechanical, Electrical, Plumbing, Fire Protection  
Jaros Baum & Bolles Consulting Engineers  
80 Pine Street  
New York, NY 10013  
Tel: 212.530.9300 Fax: 212.269.5894

1 D.O.B. BUILDING PERMIT FILING 03/22/2013  
Date Issue Date

Any Page



HYE-TC-A2-1003

EXTERIOR ELEVATIONS  
WEST AND NORTH  
FACADES

Project Number  
A2-1003

Revision Number  
A-202.00



DOB NOTES FOR ENERGY MODEL:

INDICATES VISION GLAZING G1  
Viracon VRE - 46 Heat-Strengthened IGU  
3/8" (10mm) Low-Iron GL  
VRE - 46 Low-E Coating on #2 surface  
1/2" (12mm) Air Space 5/16" (8mm) Clear IL  
SHGC: 0.30 U-Value: 0.29

INDICATES ATRIUM GLAZING G2  
Viracon VLE - 70 Laminated Glass  
3/8" Low-Iron GL  
VRE - 70 on #2 surface  
0.06mm SG Interlayer  
3/8" Low-Iron IL  
SHGC: 0.71 U-Value: 0.96

INDICATES LOBBY STOREFRONT G3  
Viracon VE - 2M Laminated IGU  
1/4" AN Low-Iron + 0.030 SG Interlayer + 1/4" AN Low-Iron OL  
VE-2M on #4 12mm AS  
1/4" AN Low-Iron + 0.030 SG Interlayer + 1/4" AN Low-Iron IL  
SHGC: 0.38 U-Value: 0.29

INDICATES LOBBY GLAZING G2  
Viracon VLE - 70 Laminated Glass  
3/8" Low-Iron GL  
VRE - 70 on #2 surface  
0.06mm SG Interlayer  
3/8" Low-Iron IL  
SHGC: 0.34 U-Value: 0.96

INDICATES SPANDREL GLAZING  
with 4" insulation (Min.)  
R-Value: 16 (Min.)

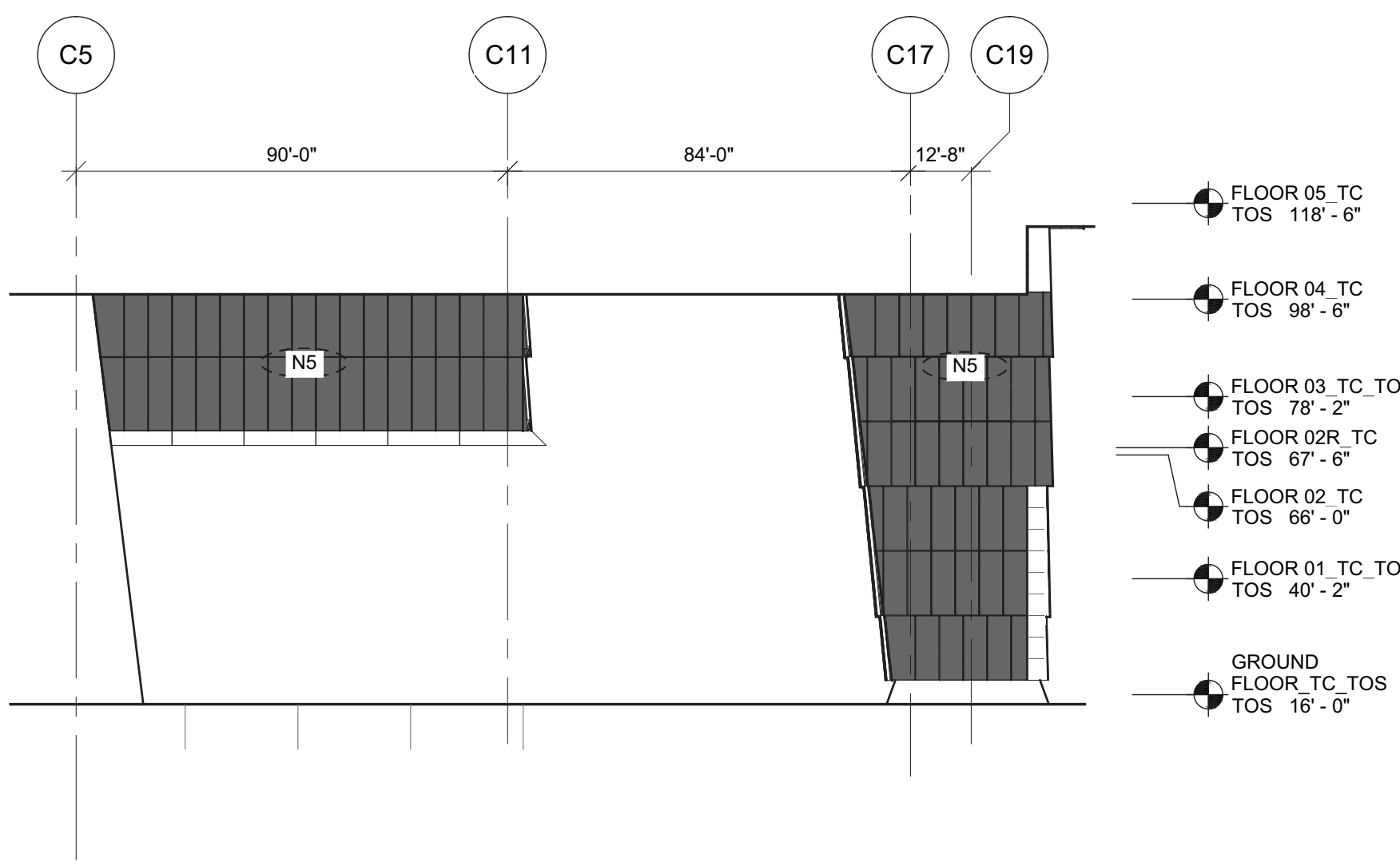
INDICATES METAL PANEL  
1 1/2" Aluminum panels  
4" insulation (Min.)  
R-Value: 16 (Min.)

INDICATES STONE CLADDING  
with 4" insulation (Min.)  
R-Value: 16 (Min.)

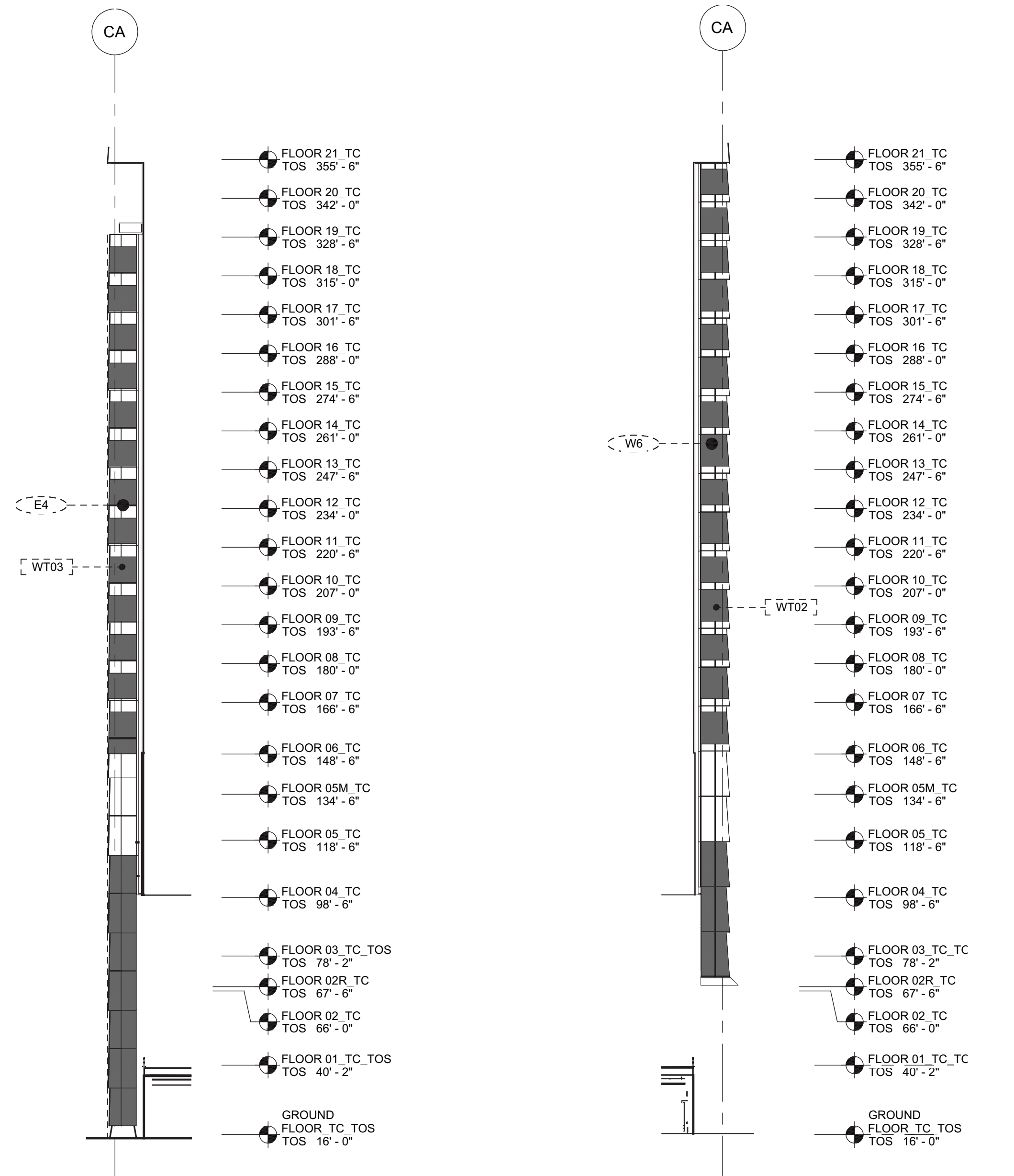
INDICATES CUSTOM ARCHITECTURAL GRADE  
MECHANICAL LOUVER

INDICATES CUSTOM ARCHITECTURAL GRADE  
MECHANICAL SCREEN WALL

NOTE:  
1. CURTAIN WALL AND GLAZED ASSEMBLIES  
SHALL HAVE A U-VALUE NOT EXCEEDING 0.34  
2. REFER TO ELEVATIONS, ENLARGED  
SECTIONS & DETAILS IN A2 & A3 SERIES  
INDICATING CONTINUITY OF BUILDING  
INSULATION

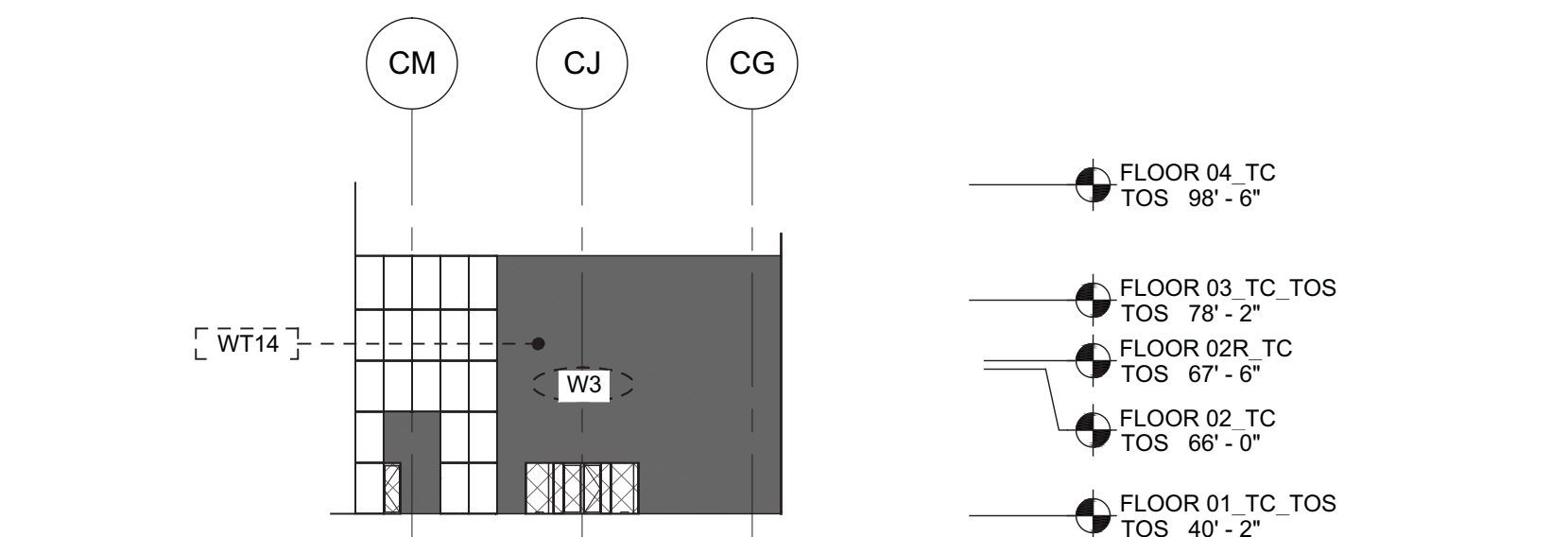


8 PARTIAL NORTH ELEVATION @ HIGHLINE  
SCALE: 1/32" = 1'-0"

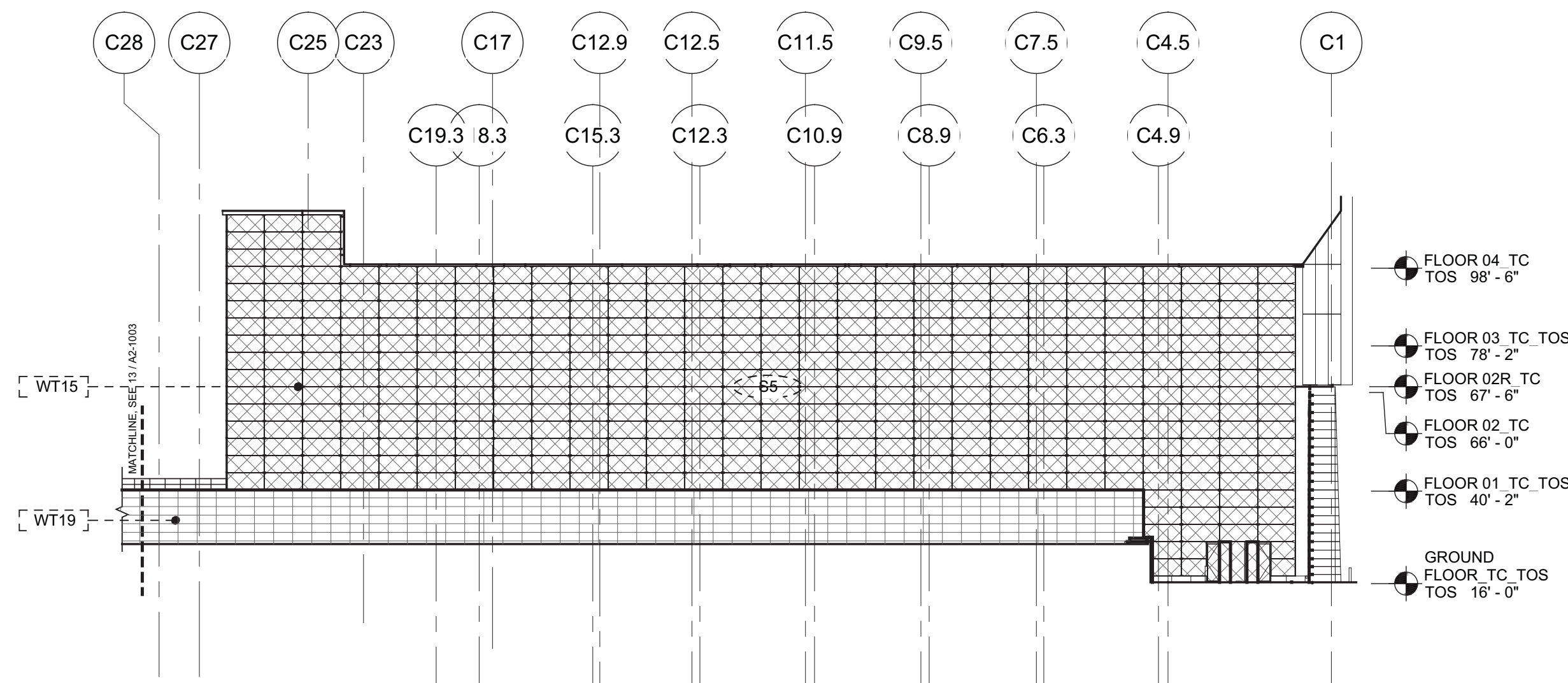


6 PARTIAL EAST ELEVATION @ ATRIUM  
SCALE: 1/32" = 1'-0"

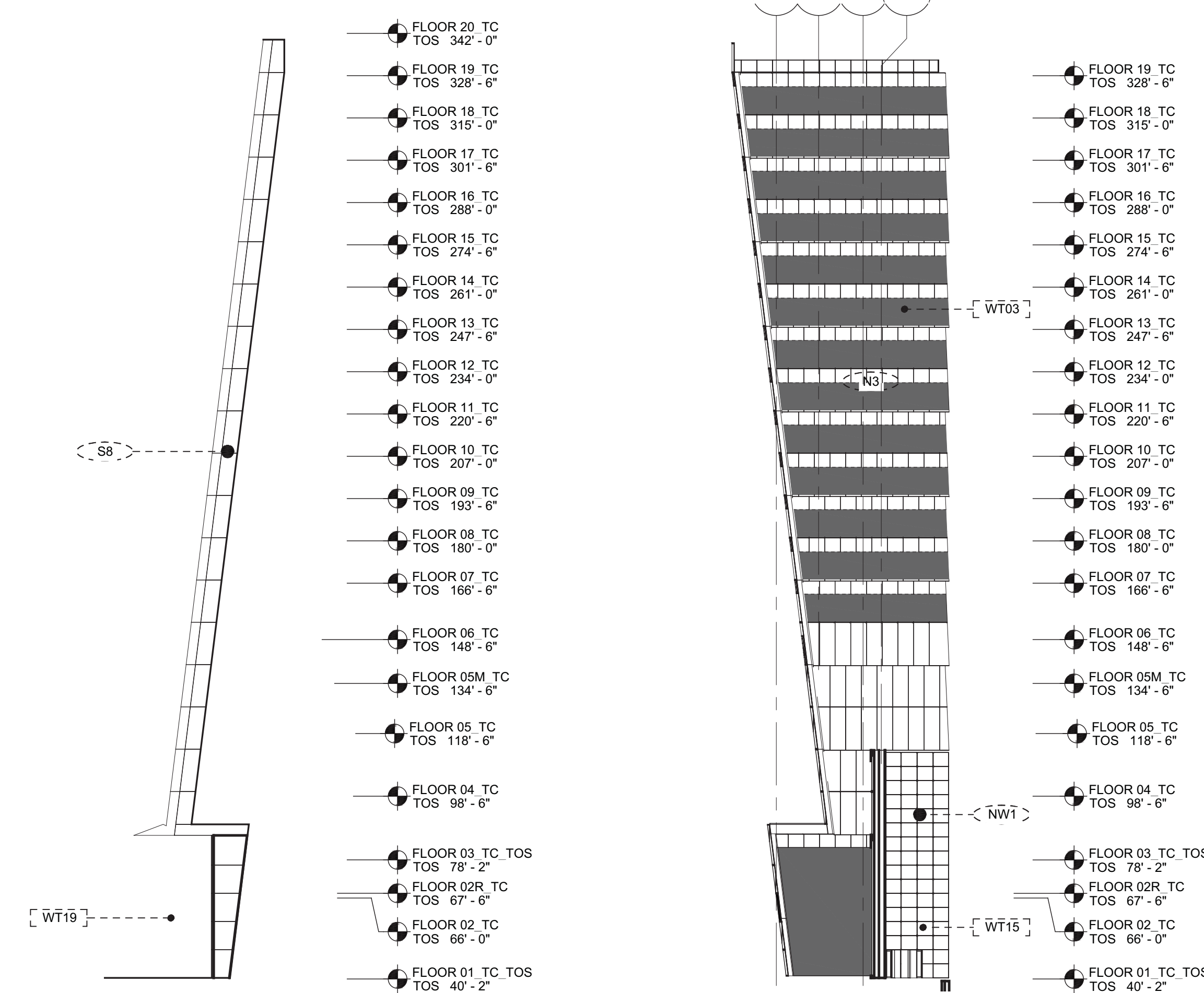
4 PARTIAL WEST ELEVATION @ ATRIUM  
SCALE: 1/32" = 1'-0"



2 PARTIAL ELEVATION @ WEST ENTRY  
SCALE: 1/32" = 1'-0"

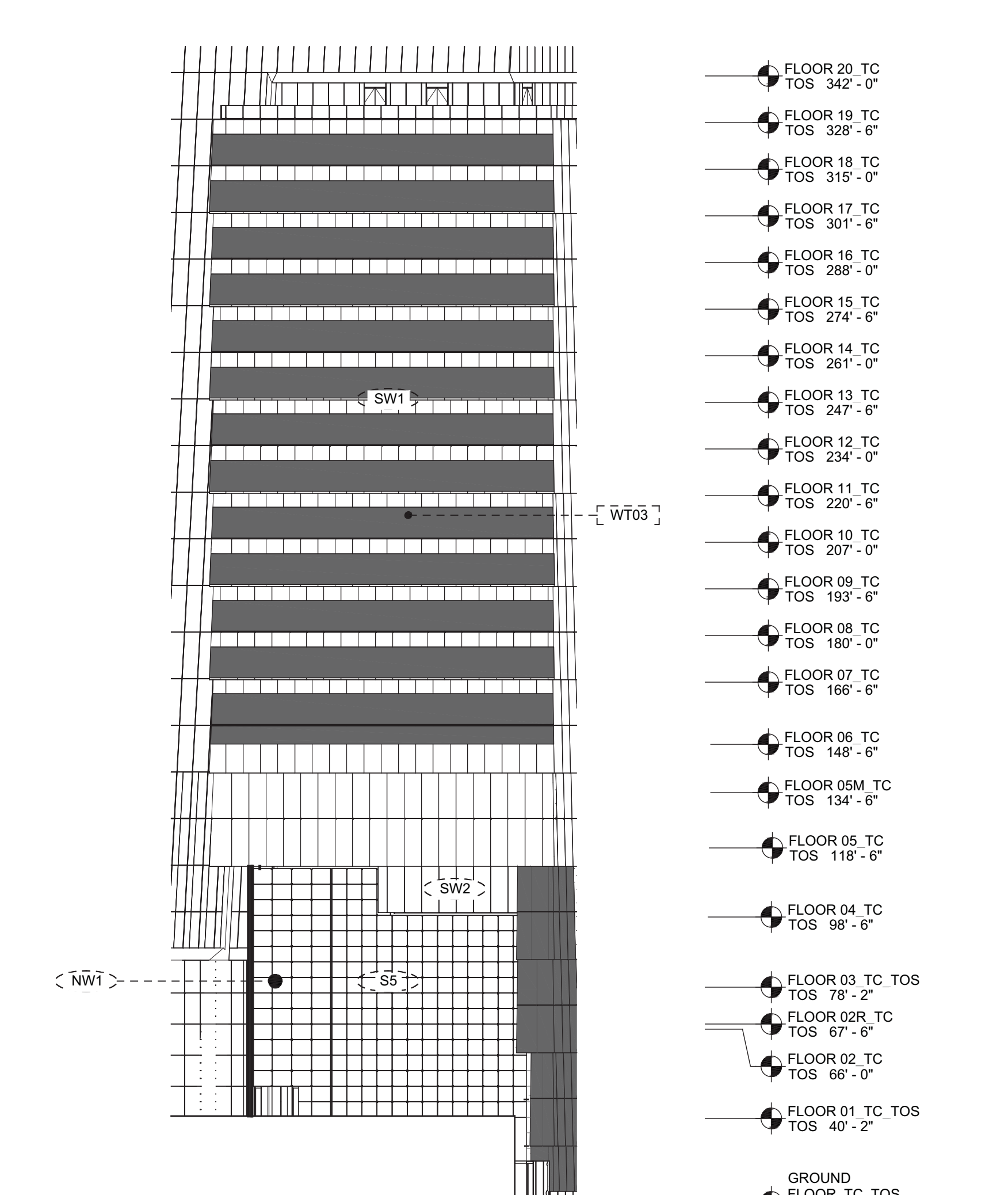


7 PARTIAL SOUTH ELEVATION @ HIGHLINE  
SCALE: 1/32" = 1'-0"

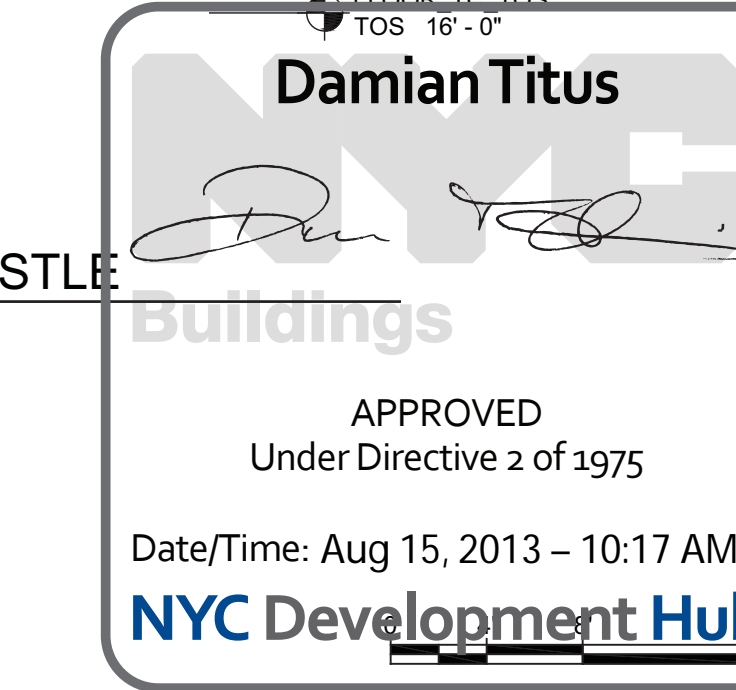


5 PARTIAL SOUTH ELEVATION - WEST NOTCH  
SCALE: 1/32" = 1'-0"

3 PARTIAL ELEVATION @ NORTH BUSTLE  
SCALE: 1/32" = 1'-0"




1 PARTIAL ELEVATION @ SW BUSTLE  
SCALE: 1/32" = 1'-0"



HUDSON YARDS -  
TOWER C

Address  
501 WEST 30TH STREET  
NEW YORK, NY



Client  
Related Companies  
60 Columbus Circle  
New York, NY 10023  
Tel: 212.801.1000 Fax: 212.801.1048

Oxford Properties Group  
320 Park Avenue, 17th Floor  
New York, NY 10022  
Tel: 212.866.7514 Fax: 212.986.7510

Construction Manager  
Tishman Construction Corporation  
100 Park Avenue, 5th Floor  
New York, NY 10017  
Tel: 212.708.5000

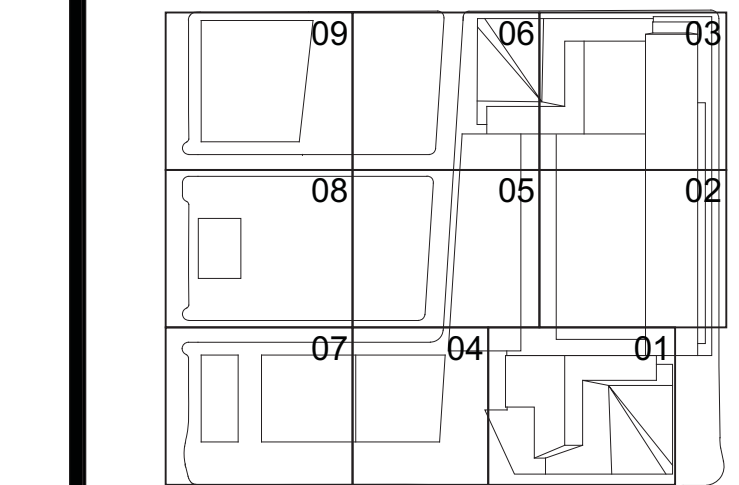
Architect  
Kohn Pedersen Fox Associates PC  
Architects & Planning Consultants  
11 West 42nd Street  
New York, NY 10036  
Tel: 212.977.6500 Fax: 212.956.2526

Structural Engineer  
Thornton Tomasetti, Inc.  
51 Madison Avenue  
New York, NY 10010  
Tel: 917.661.7800 Fax: 917.661.7801

Mechanical, Electrical, Plumbing, Fire Protection  
Jaros Baum & Bolles Consulting Engineers  
80 Pine Street  
New York, NY 10013  
Tel: 212.530.9300 Fax: 212.269.5894

1 D.O.B. BUILDING PERMIT FILING 03/22/2013  
Date Issue Date

Key Plan

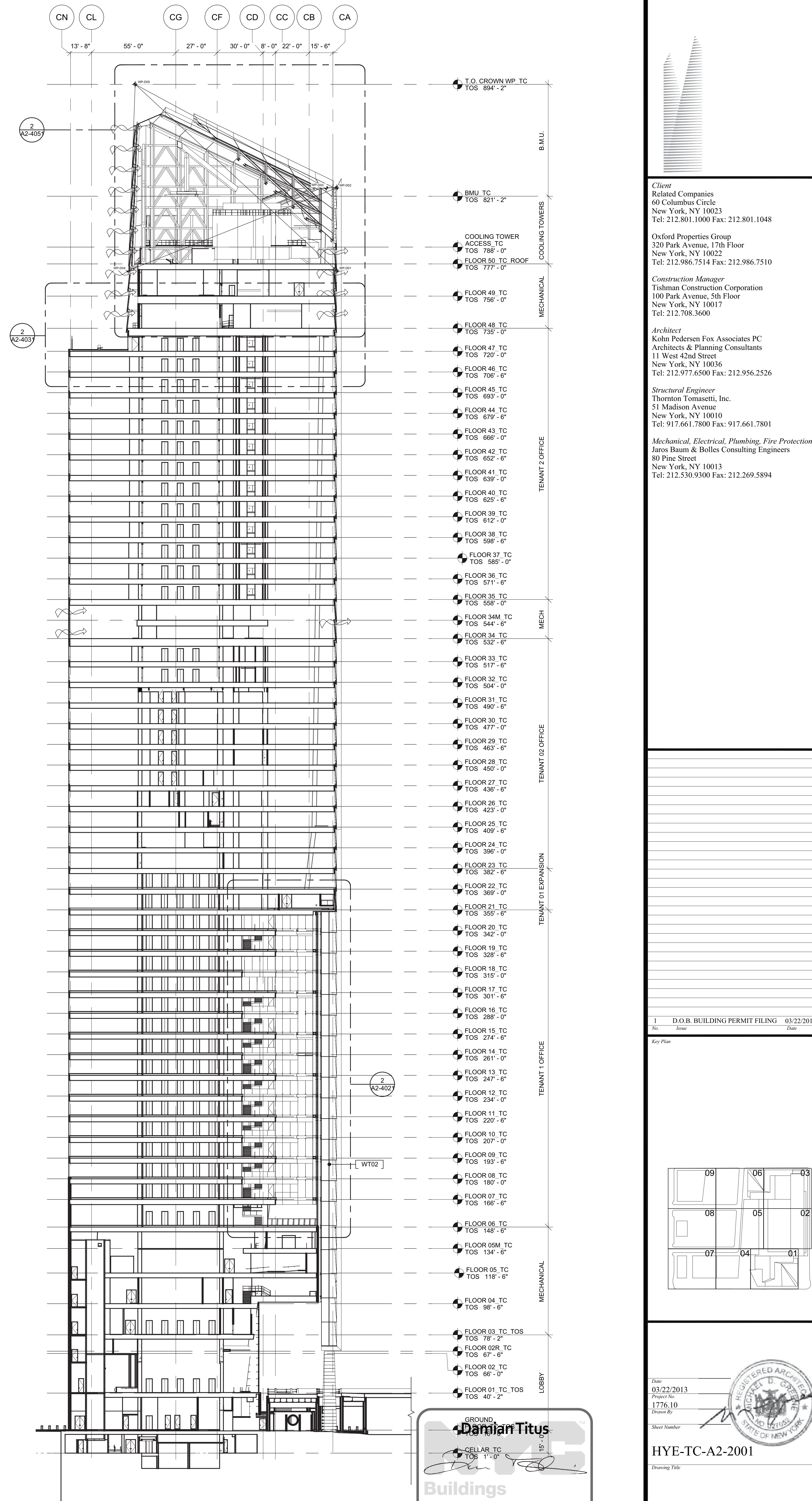
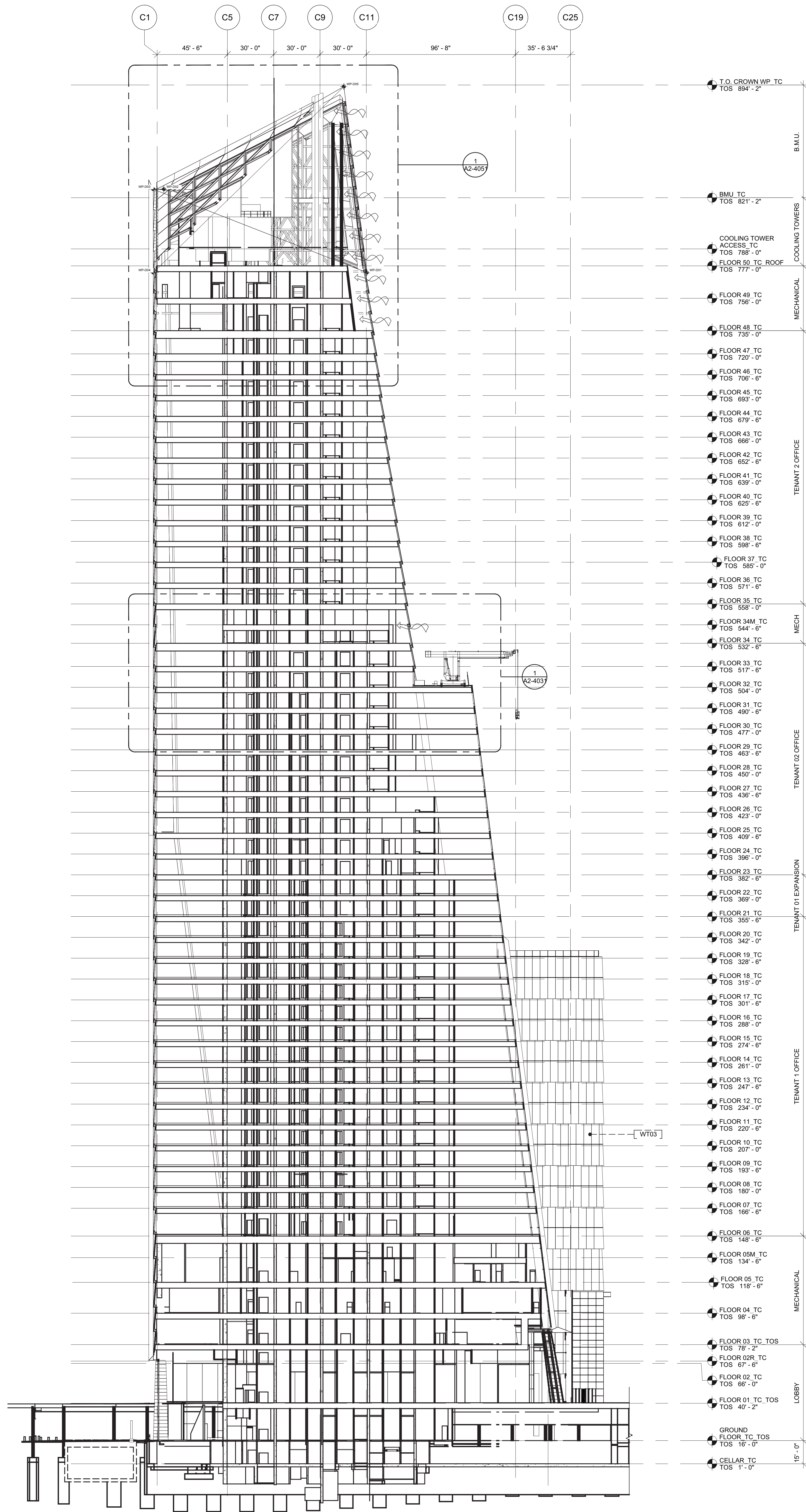


Date: 03/22/2013  
Project No: 1776.10  
Sheet No: HYE-TC-A2-1004  
Drawing Title: EXTERIOR ELEVATIONS MISC.

Drawing Number: A2-1004  
Project Name: A-203.00  
SHEET 72 OF 239



Filename: P:\Projects\1776\_WestSide\Drawings\CAD\Drawings\ETC-A2-2001.dwg Plotted by: Matt Gregory Plot Time: 3/21/2013 4:58 PM



## HUDSON YARDS - TOWER C

Address  
501 WEST 30TH STREET  
NEW YORK, NY

Client  
Related Companies  
60 Columbus Circle  
New York, NY 10023  
Tel: 212.801.1000 Fax: 212.801.1048

Oxford Properties Group  
320 Park Avenue, 17th Floor  
New York, NY 10022  
Tel: 212.986.7514 Fax: 212.986.7510

Construction Manager  
Fishman Construction Corporation  
100 Park Avenue, 5th Floor  
New York, NY 10017  
Tel: 212.708.5000

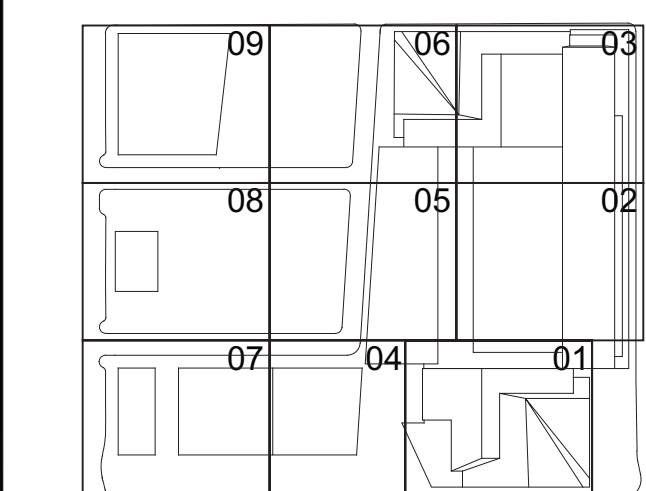
Architect  
Kohn Pedersen Fox Associates PC  
Architects & Planning Consultants  
11 West 42nd Street  
New York, NY 10036  
Tel: 212.977.6500 Fax: 212.956.2526

Structural Engineer  
Thornton Tomasetti, Inc.  
51 Madison Avenue  
New York, NY 10010  
Tel: 917.661.7800 Fax: 917.661.7801

Mechanical, Electrical, Plumbing, Fire Protection  
Jaros Baum & Bolles Consulting Engineers  
80 Pine Street  
New York, NY 10013  
Tel: 212.530.9300 Fax: 212.269.5894

1 D.O.B. BUILDING PERMIT FILING 03/22/2013

Any Plans



Date: 03/22/2013  
Project No: 1776.10  
Drawn By: [Signature]  
Sheet Number: [Signature]

HYE-TC-A2-2001

Drawing Title

BUILDING SECTIONS

Project Number: A2-2001


Architect/Engineer/Builder: A-204.00

SHEET 73 OF 239


© 2013 KOHN PEDERSEN FOX ASSOCIATES PC. All rights reserved.



Filename: P:\Projects\1776\_VestSide\KasidDrawings\CAD\Sheet\TCode\_Permi\_Serv\Series\HETC-A2-2002.dwg Plotted by: Matt Gregory Plot Time: 3/21/2013 4:27 PM



2 BUILDING SECTION THRU ELEVATOR  
SCALE: 1/32" = 1'-0"



1 E/W BUILDING SECTION  
SCALE: 1/32" = 1'-0"

**Damian Titus**  
Buildings  
APPROVED  
Under Directive 2 of 1975  
Date/Time: Aug 15, 2013 - 10:17 AM  
NYC Development Hub

## HUDSON YARDS - TOWER C

Address  
501 WEST 30TH STREET  
NEW YORK, NY



Client  
Related Companies  
60 Columbus Circle  
New York, NY 10023  
Tel: 212.801.1000 Fax: 212.801.1048

Oxford Properties Group  
320 Park Avenue, 17th Floor  
New York, NY 10022  
Tel: 212.866.7514 Fax: 212.986.7510

Construction Manager  
Tishman Construction Corporation  
100 Park Avenue, 5th Floor  
New York, NY 10017  
Tel: 212.708.5000

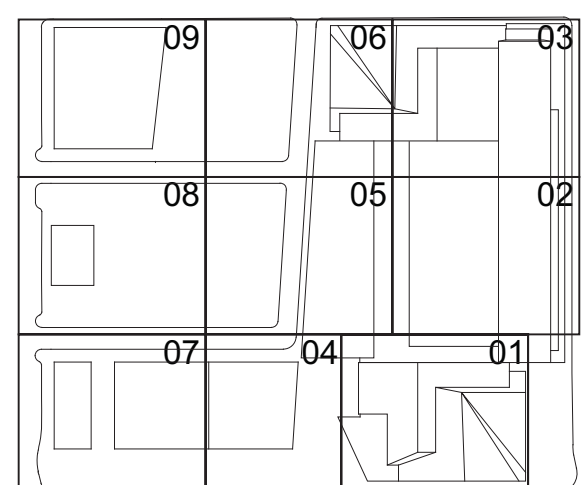
Architect  
Kohn Pedersen Fox Associates PC  
Architects & Planning Consultants  
11 West 42nd Street  
New York, NY 10036  
Tel: 212.977.6500 Fax: 212.956.2526

Structural Engineer  
Thornton Tomasetti, Inc.  
51 Madison Avenue  
New York, NY 10010  
Tel: 917.661.7800 Fax: 917.661.7801

Mechanical, Electrical, Plumbing, Fire Protection  
Jaros Baum & Bolles Consulting Engineers  
80 Pine Street  
New York, NY 10013  
Tel: 212.530.9300 Fax: 212.269.5894

1 D.O.B. BUILDING PERMIT FILING 03/22/2013  
Date Issue Date

Key Plan



Date

03/22/2013

Project No.

1776.10

Sheet No.

HYE-TC-A2-2002

Drawing Title

BUILDING SECTION

Project Name

A2-2002

Architect/Engineer/Builder

A-205.00

SHEET 74 OF 239



HUDSON YARDS -  
TOWER C

Address  
501 WEST 30TH STREET  
NEW YORK, NY



Client  
Related Companies  
60 Columbus Circle  
New York, NY 10023  
Tel: 212.801.1000 Fax: 212.801.1048

Oxford Properties Group  
320 Park Avenue, 17th Floor  
New York, NY 10022  
Tel: 212.866.7514 Fax: 212.986.7510

Construction Manager  
Tishman Construction Corporation  
100 Park Avenue, 5th Floor  
New York, NY 10017  
Tel: 212.708.5000

Architect  
Kohn Pedersen Fox Associates PC  
Architects & Planning Consultants  
11 West 42nd Street  
New York, NY 10036  
Tel: 212.977.6500 Fax: 212.956.2526

Structural Engineer  
Thornton Tomasetti, Inc.  
51 Madison Avenue  
New York, NY 10010  
Tel: 917.661.7800 Fax: 917.661.7801

Mechanical, Electrical, Plumbing, Fire Protection  
Jaros Baum & Bolles Consulting Engineers  
80 Pine Street  
New York, NY 10013  
Tel: 212.530.9300 Fax: 212.269.5894

1 D.O.B. BUILDING PERMIT FILING 03/22/2013

By

Date

For

Project

Sheet

Drawn By

Checked By

Reviewed By

Approved By

Stamp

Scale

Notes

Revisions

Comments

History

Log

Index

Table

Figure

Equation

Text

Image

Section

Detail

Plan

Elevation

Section

Detail

Plan

Elevation

Section

Detail

Plan

Elevation

Section

Detail

Plan

Elevation

Section

Detail

Plan

Elevation

Section

Detail

Plan

Elevation

Section

Detail

Plan

Elevation

Section

Detail

Plan

Elevation

Section

Detail

Plan

Elevation

Section

Detail

Plan

Elevation

Section

Detail

Plan

Elevation

Section

Detail

Plan

Elevation

Section

Detail

Plan

Elevation

Section

Detail

Plan

Elevation

Section

Detail

Plan

Elevation

Section

Detail

Plan

Elevation

Section

Detail

Plan

Elevation

Section

Detail

Plan

Elevation

Section

Detail

Plan

Elevation

Section

Detail

Plan

Elevation

Section

Detail

Plan

Elevation

Section

Detail

Plan

Elevation

Section

Detail

Plan

Elevation

Section

Detail

Plan

Elevation

Section

Detail

Plan

Elevation

Section

Detail

Plan

Elevation

Section

Detail

Plan

Elevation

Section

Detail

Plan

Elevation

Section

Detail

Plan

Elevation

Section

Detail

Plan

Elevation

Section

Detail

Plan

Elevation

Section

Detail

Plan

Elevation

Section

Detail

Plan

Elevation

Section

Detail

Plan

Elevation

Section

Detail

Plan

Elevation

Section

Detail

Plan

Elevation

Section

Detail

Plan

Elevation

Section

Detail

Plan

Elevation

Section

Detail

Plan

Elevation

Section

Detail

Plan

Elevation

Section

Detail

Plan

Elevation

Section

Detail

Plan

Elevation

Section

Detail

Plan

Elevation

Section

Detail

Plan

Elevation

Section

Detail

Plan

Elevation

Section

Detail

Plan

Elevation

Section

Detail

Plan

Elevation

Section

Detail

Plan

Elevation

Section

Detail

Plan

Elevation

Section

Detail

Plan

Elevation

Section

Detail

Plan

Elevation

Section

Detail

Plan

Elevation

Section

Detail

Plan

Elevation

Section

Detail

Plan

Elevation

Section

Detail

Plan

Elevation

Section

Detail

Plan

Elevation

Section

Detail

Plan

Elevation

Section

Detail

Plan

Elevation

Section

Detail

Plan

Elevation

Section

Detail

Plan

Elevation

Section

Detail

Plan

Elevation

Section

Detail

Plan

Elevation

Section

Detail

Plan

Elevation

Section

Detail

Plan

Elevation

Section

Detail

Plan

Elevation

Section

Detail

Plan

Elevation

Section

Detail

Plan

Elevation

Section

Detail

Plan

Elevation

Section

Detail

Plan

Elevation

Section

Detail

Plan

Elevation

Section

Detail

Plan

Elevation

Section

Detail

Plan

Elevation

Section

Detail

Plan

Elevation

Section

Detail

Plan

Elevation

Section

Detail

Plan

Elevation

Section

Detail

Plan

Elevation

Section

Detail

Plan

Elevation

Section

Detail

Plan

Elevation

Section

Detail

Plan

Elevation

Section

Detail

Plan



HUDSON YARDS -  
TOWER C

Address  
501 WEST 30TH STREET  
NEW YORK, NY



Client  
Related Companies  
60 Columbus Circle  
New York, NY 10023  
Tel: 212.801.1000 Fax: 212.801.1048

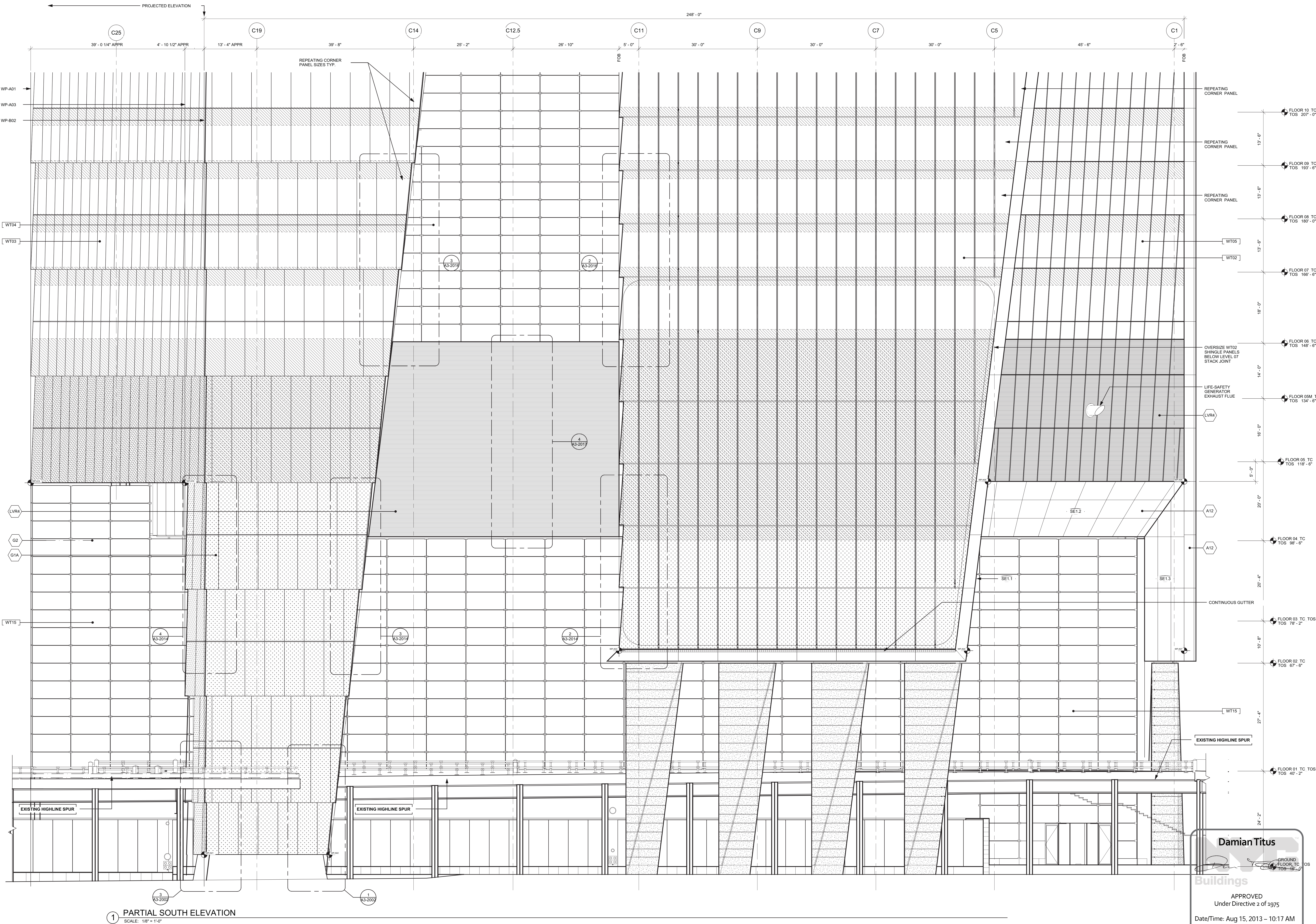
Oxford Properties Group  
320 Park Avenue, 17th Floor  
New York, NY 10022  
Tel: 212.966.7514 Fax: 212.986.7510

Construction Manager  
Fishman Construction Corporation  
100 Park Avenue, 5th Floor  
New York, NY 10017  
Tel: 212.708.5000

Architect  
Kohn Pedersen Fox Associates PC  
Architects & Planning Consultants  
11 West 42nd Street  
New York, NY 10036  
Tel: 212.977.6500 Fax: 212.956.2526


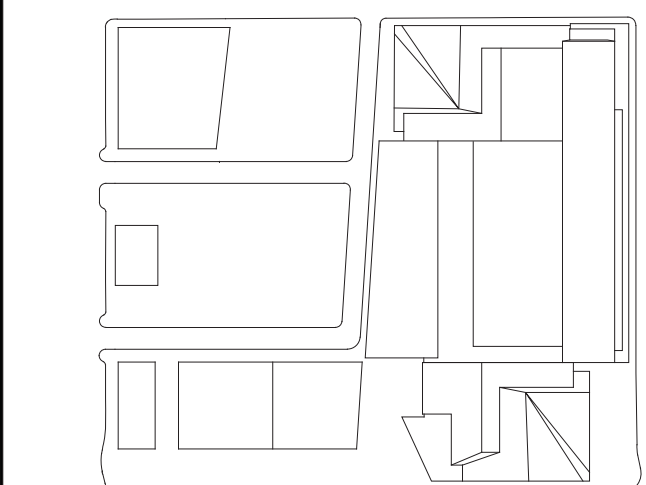
Structural Engineer  
Thornton Tomasetti, Inc.  
51 Madison Avenue  
New York, NY 10010  
Tel: 917.661.7800 Fax: 917.661.7801

Mechanical, Electrical, Plumbing, Fire Protection  
Jaros Baum & Bolles Consulting Engineers  
80 Pine Street  
New York, NY 10013  
Tel: 212.530.9300 Fax: 212.269.5894



1 D.O.B. BUILDING PERMIT FILING 03/22/2013

Any Plan



HYE-TC-A2-3012

PARTIAL ELEVATION

Project Number  
A2-3012

Revision  
A-207.00

SHEET 76 OF 239







HUDSON YARDS -  
TOWER C

Address  
501 WEST 30TH STREET  
NEW YORK, NY



Client  
Related Companies  
60 Columbus Circle  
New York, NY 10023  
Tel: 212.801.1000 Fax: 212.801.1048

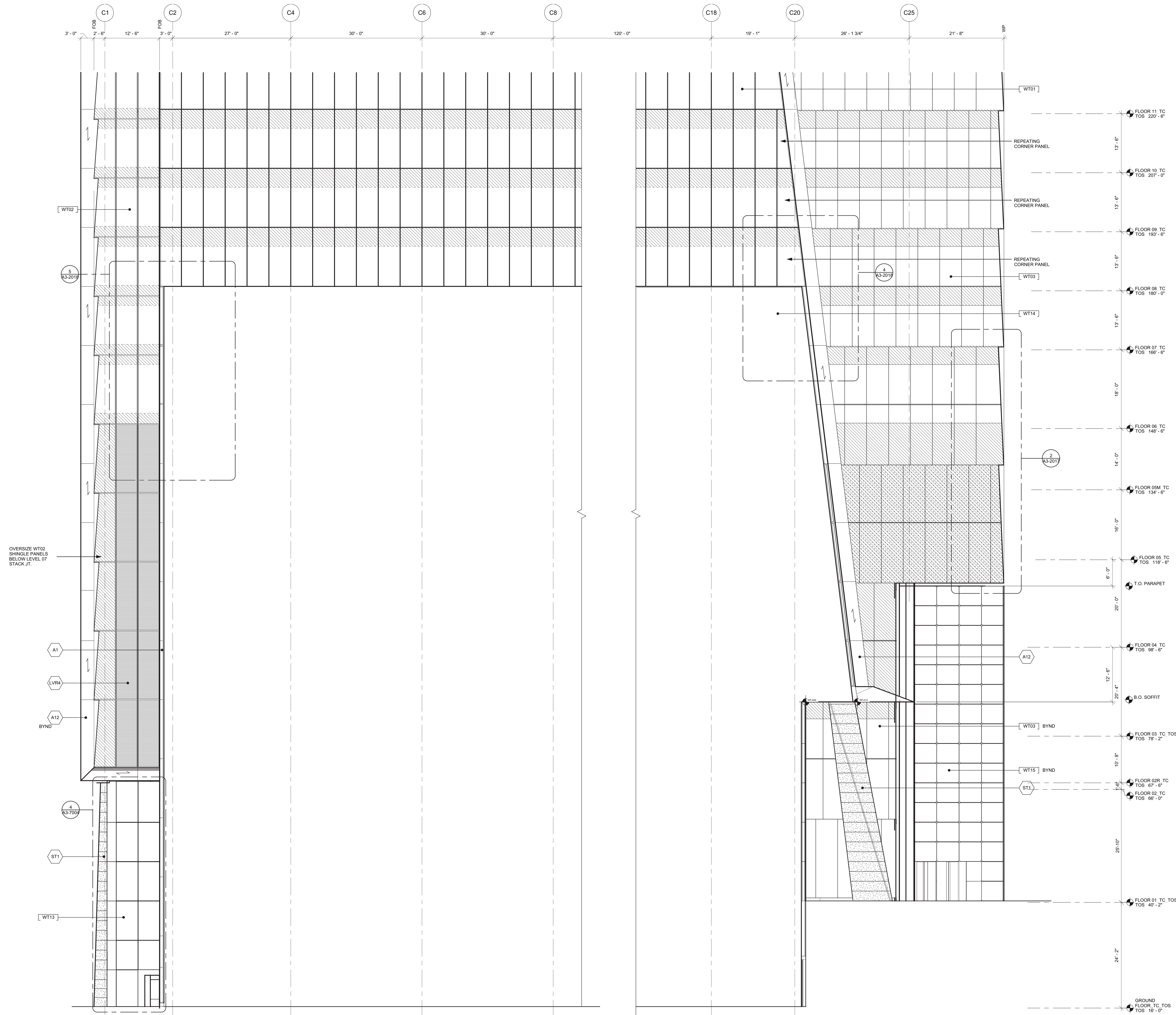
Oxford Properties Group  
320 Park Avenue, 17th Floor  
New York, NY 10022  
Tel: 212.966.7514 Fax: 212.986.7510

Construction Manager  
Tishman Construction Corporation  
100 Park Avenue, 5th Floor  
New York, NY 10017  
Tel: 212.708.5000

Architect  
Kohn Pedersen Fox Associates PC  
Architects & Planning Consultants  
11 West 42nd Street  
New York, NY 10036  
Tel: 212.977.6500 Fax: 212.956.2526

Structural Engineer  
Thornton Tomasetti, Inc.  
51 Madison Avenue  
New York, NY 10010  
Tel: 917.661.7800 Fax: 917.661.7801

Mechanical, Electrical, Plumbing, Fire Protection  
Jaros Baum & Bolles Consulting Engineers  
80 Pine Street  
New York, NY 10013  
Tel: 212.530.9300 Fax: 212.269.5894





HUDSON YARDS -  
TOWER C

Address  
501 WEST 30TH STREET  
NEW YORK, NY



Client  
Related Companies  
60 Columbus Circle  
New York, NY 10023  
Tel: 212.801.1000 Fax: 212.801.1048

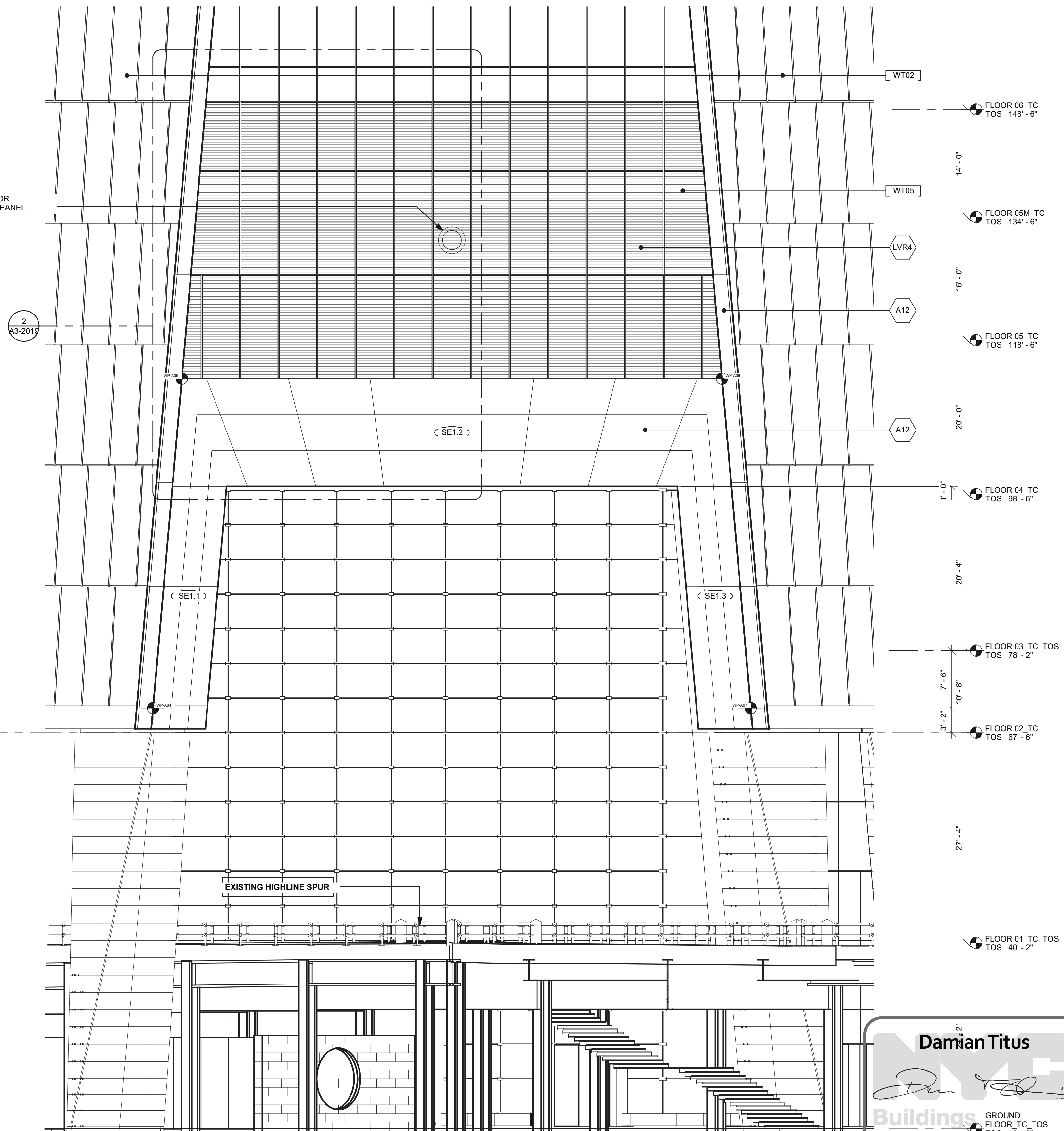
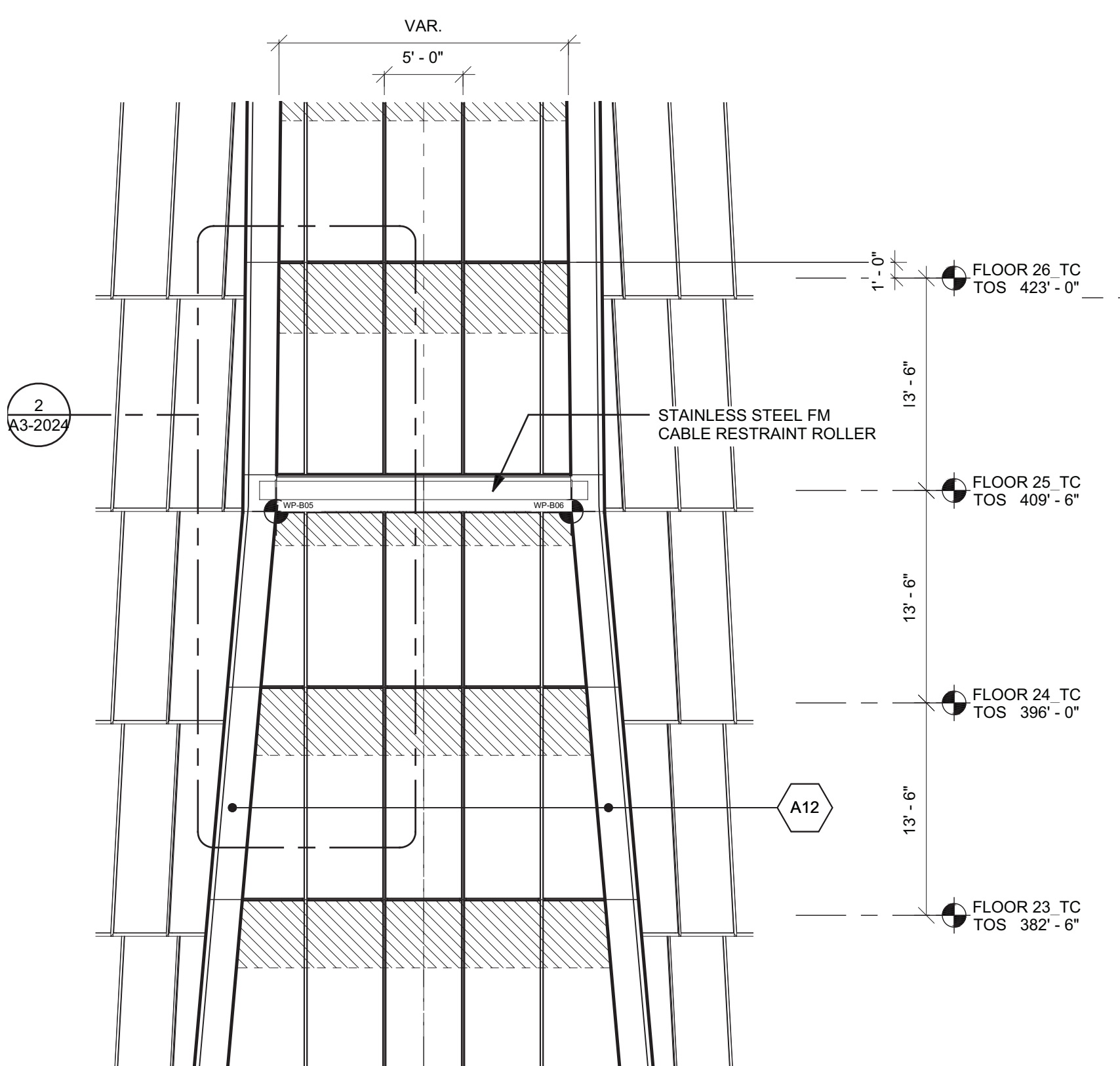
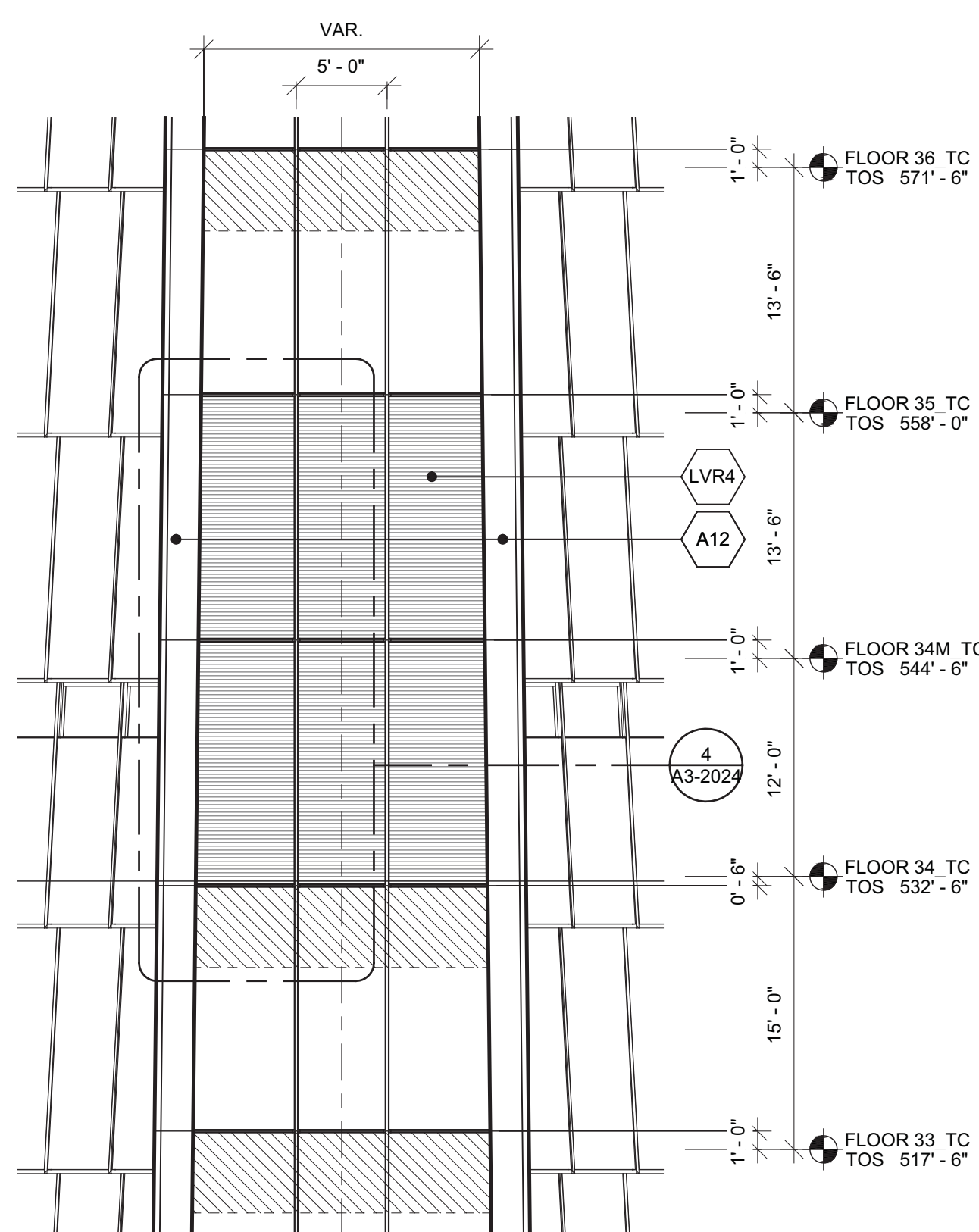
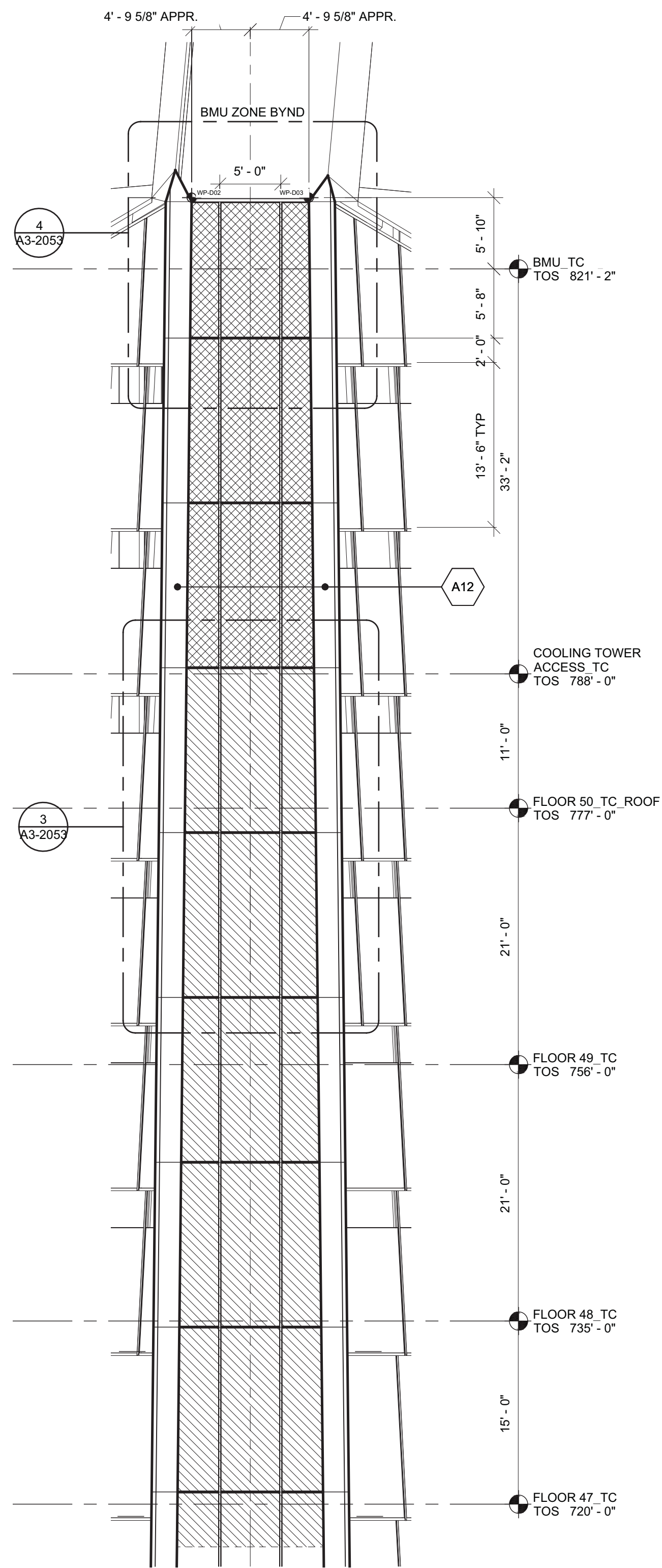
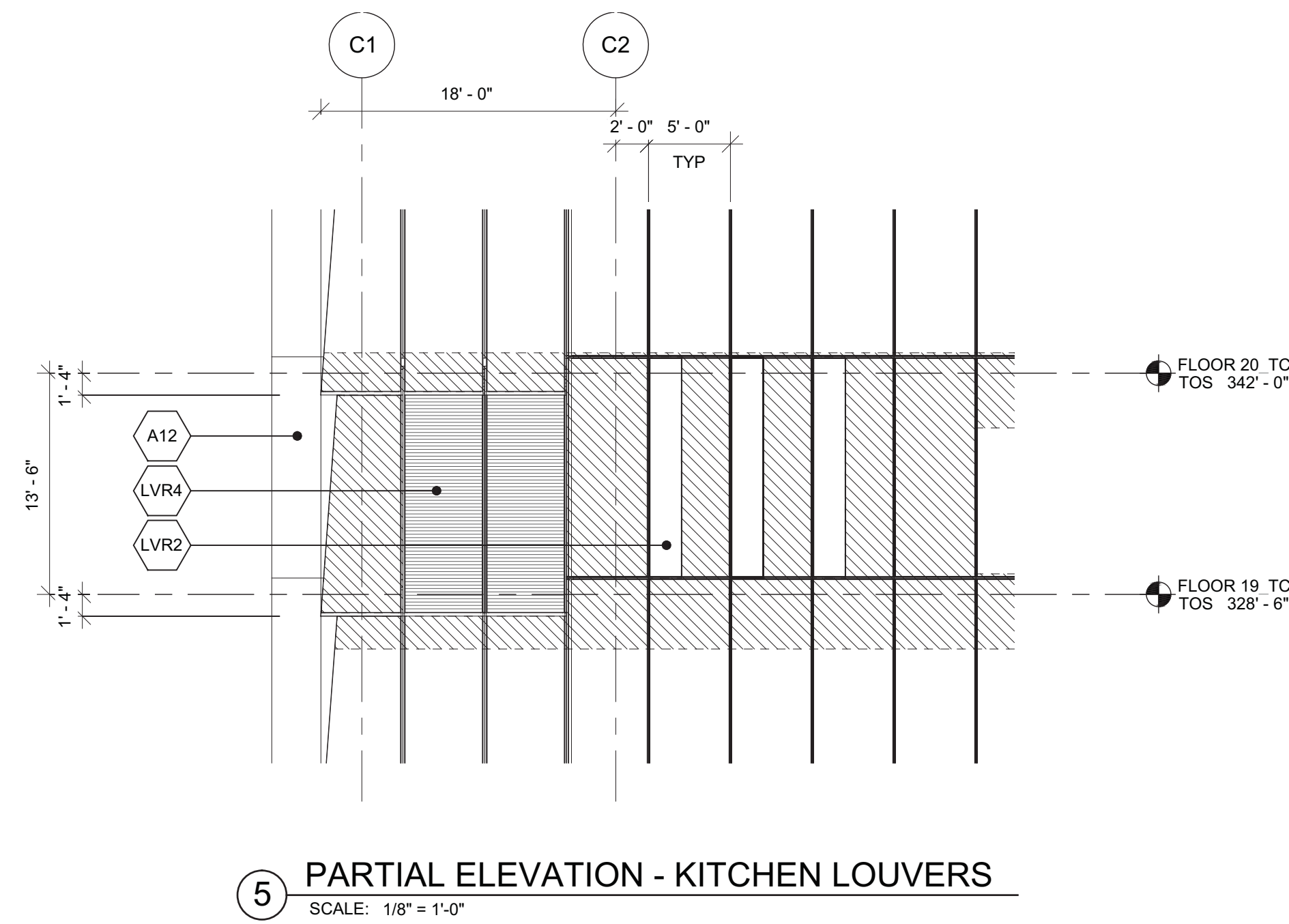
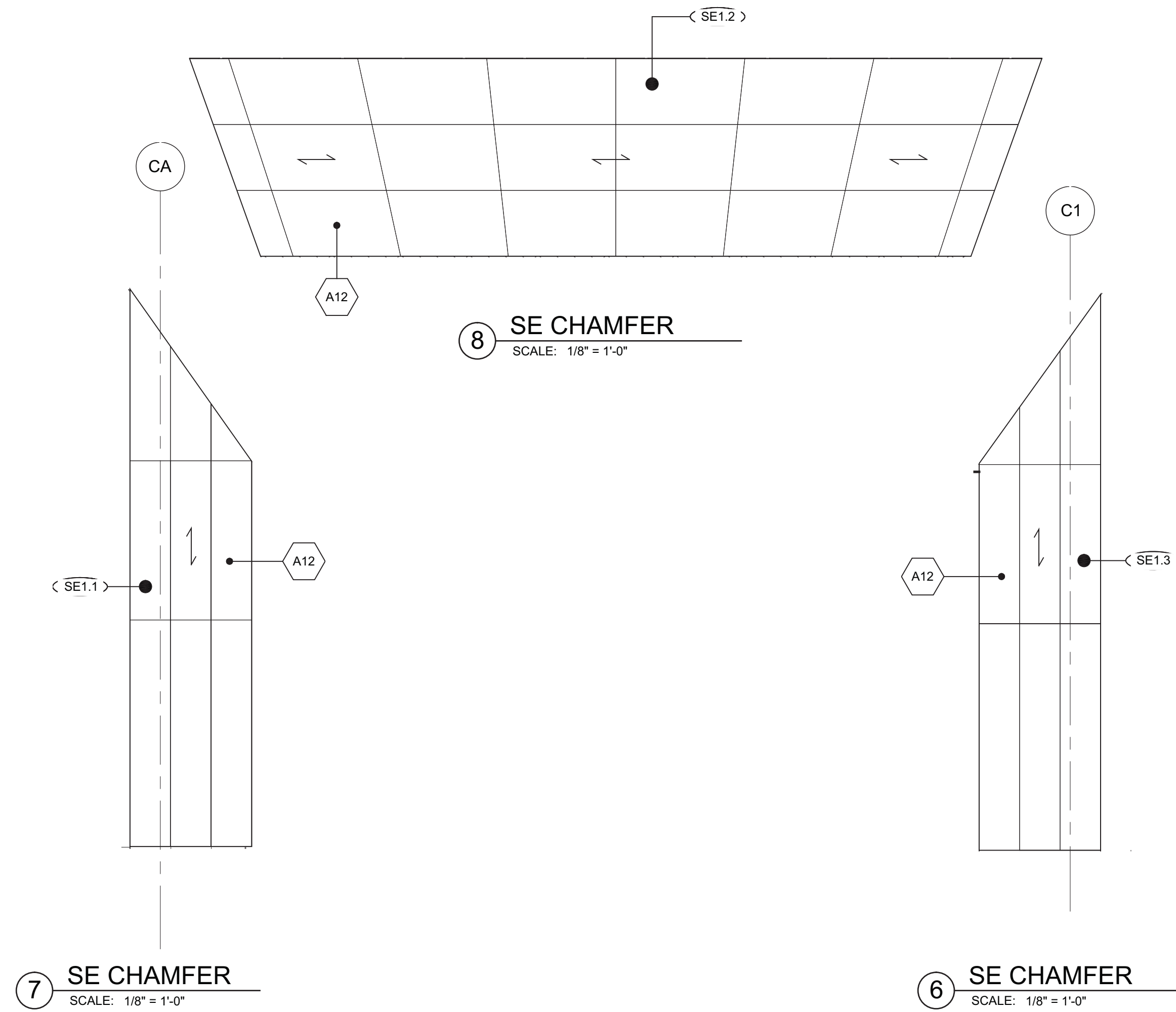
Oxford Properties Group  
320 Park Avenue, 17th Floor  
New York, NY 10022  
Tel: 212.966.7514 Fax: 212.986.7510

Construction Manager  
Tishman Construction Corporation  
100 Park Avenue, 5th Floor  
New York, NY 10017  
Tel: 212.708.5600

Architect  
Kohn Pedersen Fox Associates PC  
Architects & Planning Consultants  
11 West 42nd Street  
New York, NY 10036  
Tel: 212.977.6500 Fax: 212.956.2526


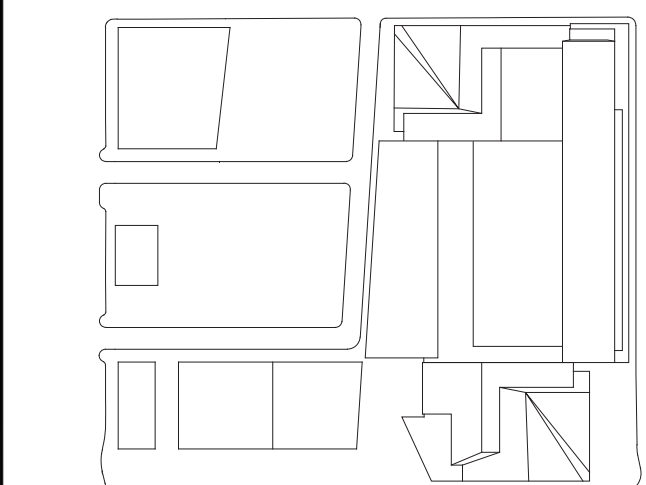
Structural Engineer  
Thornton Tomasetti, Inc.  
51 Madison Avenue  
New York, NY 10010  
Tel: 917.661.7800 Fax: 917.661.7801

Mechanical, Electrical, Plumbing, Fire Protection  
Jaros Baum & Bolles Consulting Engineers  
80 Pine Street  
New York, NY 10013  
Tel: 212.530.9300 Fax: 212.269.5894



1 D.O.B. BUILDING PERMIT FILING 03/22/2013

Any Plans



HYE-TC-A2-3015

PARTIAL ELEVATIONS

Project No.

1776.10

Drawn By

Sheet Number

A-210.00

SHEET 79 OF 239

© 2013 KOHN PEDERSEN FOX ASSOCIATES PC. All rights reserved.



HUDSON YARDS -  
TOWER C

Address  
501 WEST 30TH STREET  
NEW YORK, NY



Client  
Related Companies  
60 Columbus Circle  
New York, NY 10023  
Tel: 212.801.1000 Fax: 212.801.1048

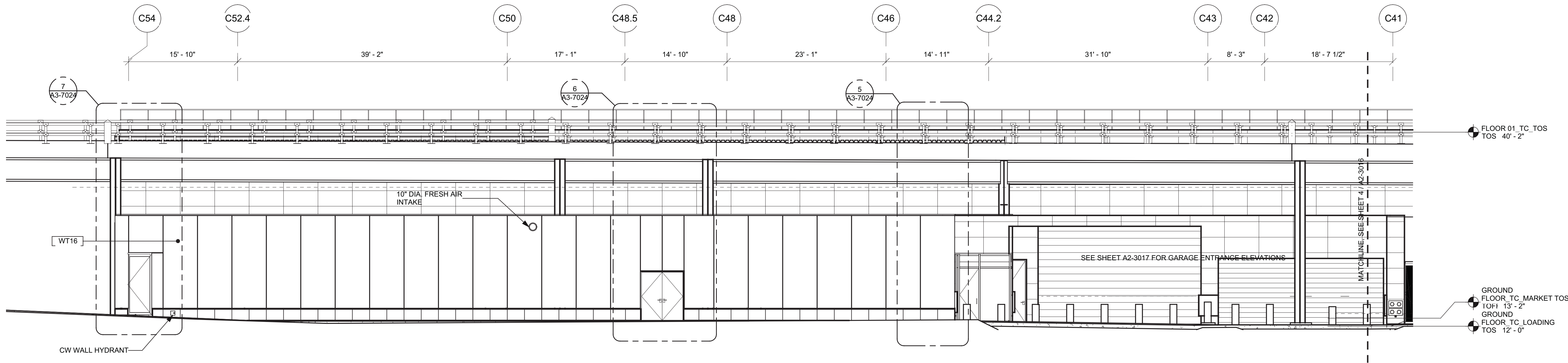
Oxford Properties Group  
320 Park Avenue, 17th Floor  
New York, NY 10022  
Tel: 212.986.7514 Fax: 212.986.7510

Construction Manager  
Tishman Construction Corporation  
100 Park Avenue, 5th Floor  
New York, NY 10017  
Tel: 212.708.5600

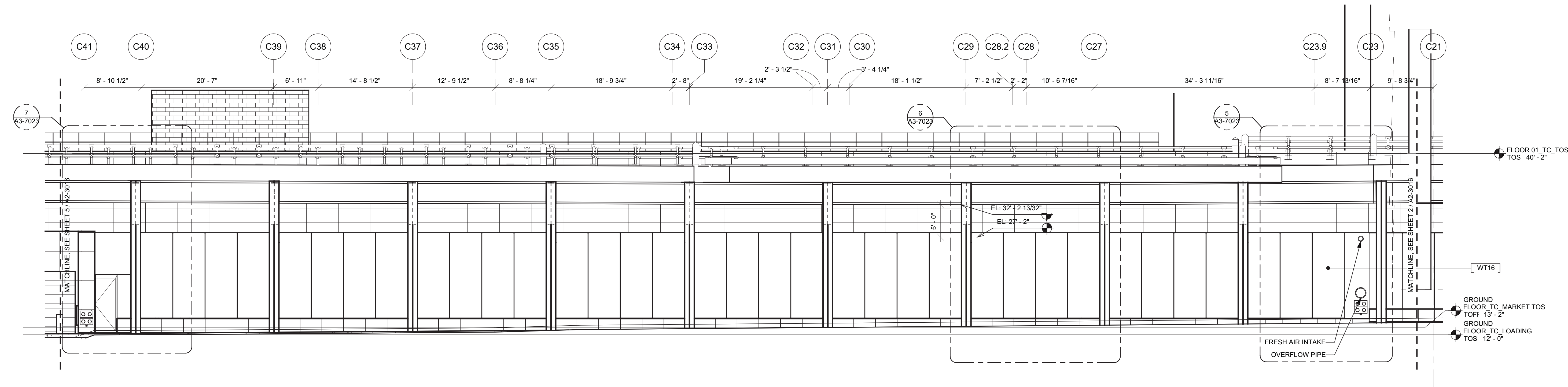
Architect  
Kohn Pedersen Fox Associates PC  
Architects & Planning Consultants  
11 West 42nd Street  
New York, NY 10036  
Tel: 212.977.6500 Fax: 212.956.2526

Structural Engineer  
Thornton Tomasetti, Inc.  
51 Madison Avenue  
New York, NY 10010  
Tel: 917.661.7800 Fax: 917.661.7801

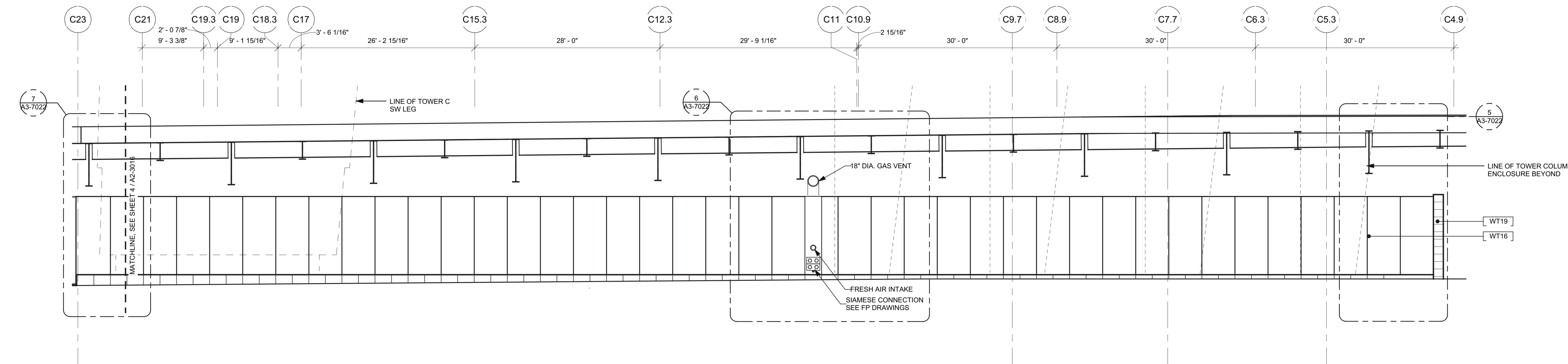
Mechanical, Electrical, Plumbing, Fire Protection  
Jaros Baum & Bolles Consulting Engineers  
80 Pine Street  
New York, NY 10013  
Tel: 212.530.9300 Fax: 212.269.5894



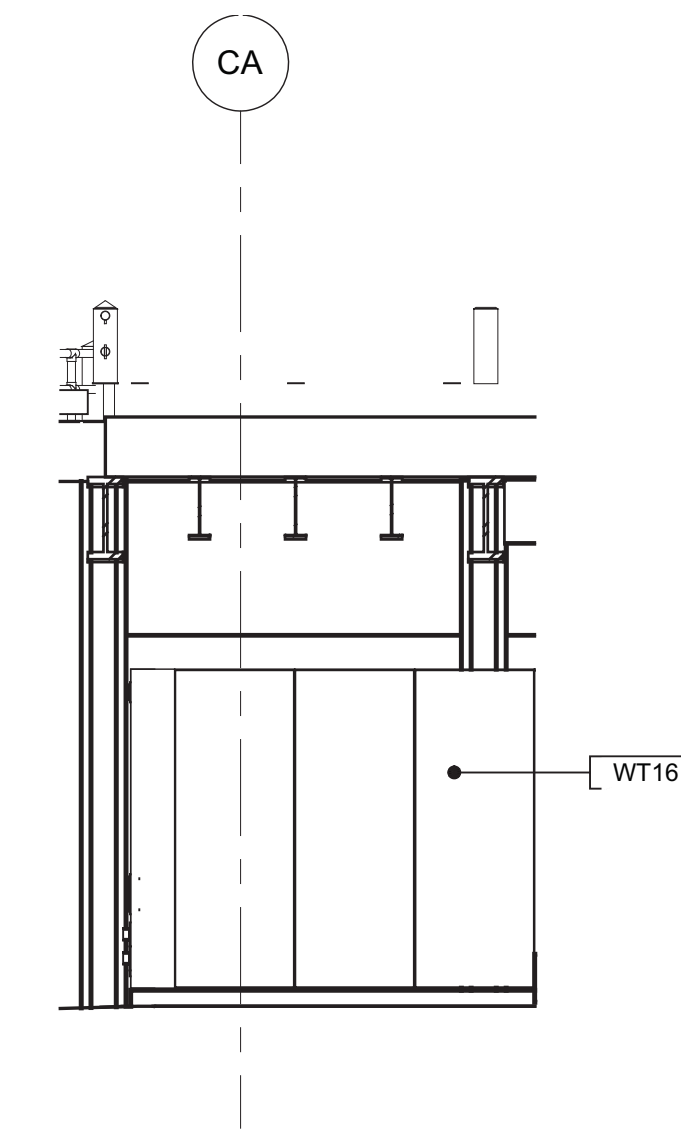
5 SOUTH PARTIAL ELEVATION - 07 SECTOR  
SCALE: 1/8" = 1'-0"



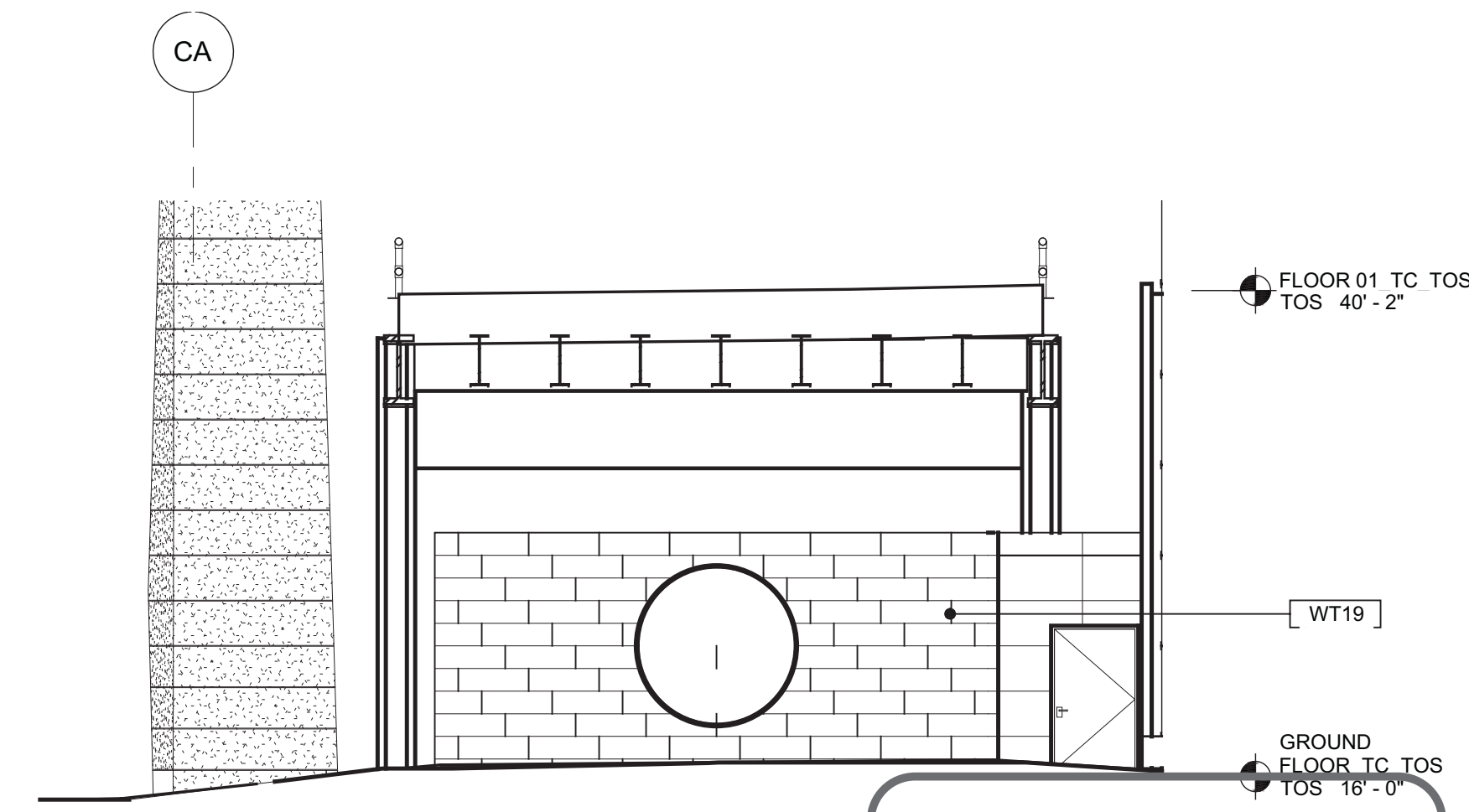
4 SOUTH PARTIAL ELEVATION - 04 SECTOR  
SCALE: 1/8" = 1'-0"



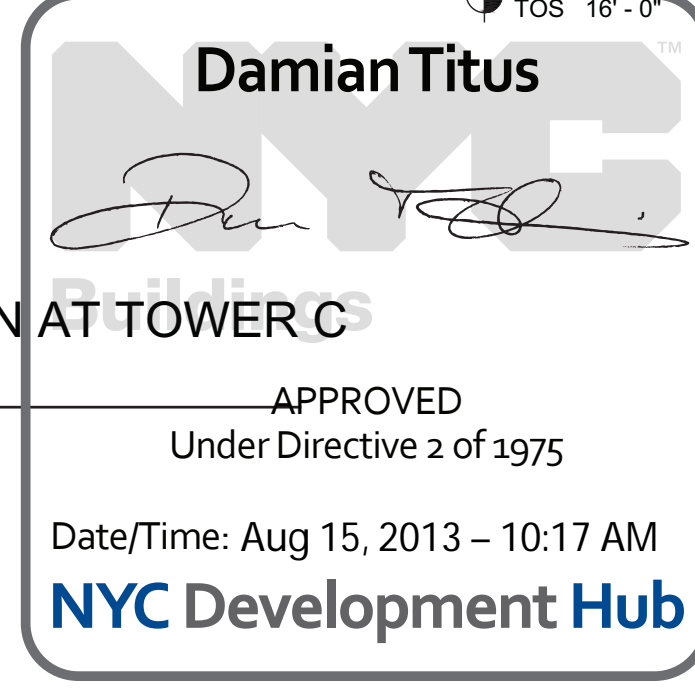
2 SOUTH PARTIAL ELEVATION - 01 SECTOR  
SCALE: 1/8" = 1'-0"



3 EAST PARTIAL ELEVATION  
SCALE: 1/8" = 1'-0"


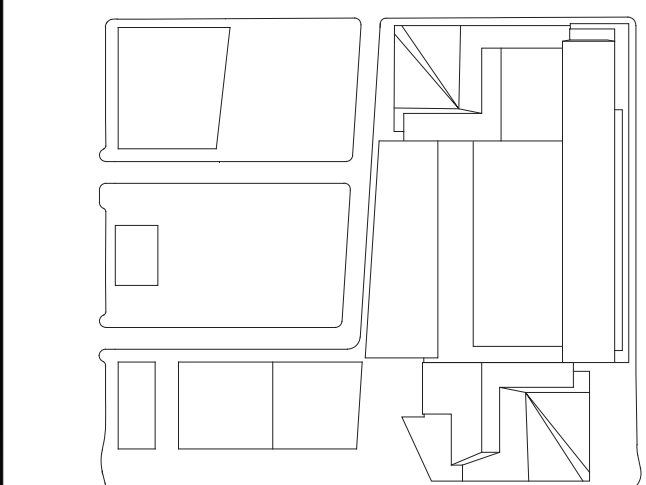


1 EAST PARTIAL ELEVATION AT TOWER C  
ENTRANCE  
SCALE: 1/8" = 1'-0"



1	D.O.B. BUILDING PERMIT FILING	03/22/2013
By	Issue	Date

Any Plans



HYE-TC-A2-3016

PARTIAL ELEVATIONS

Drawing Number  
A2-3016  
A/C 010 Drawing Number  
A-211.00

SHEET 80 OF 239



HUDSON YARDS -  
TOWER C

Address  
501 WEST 30TH STREET  
NEW YORK, NY



Client  
Related Companies  
60 Columbus Circle  
New York, NY 10023  
Tel: 212.801.1000 Fax: 212.801.1048

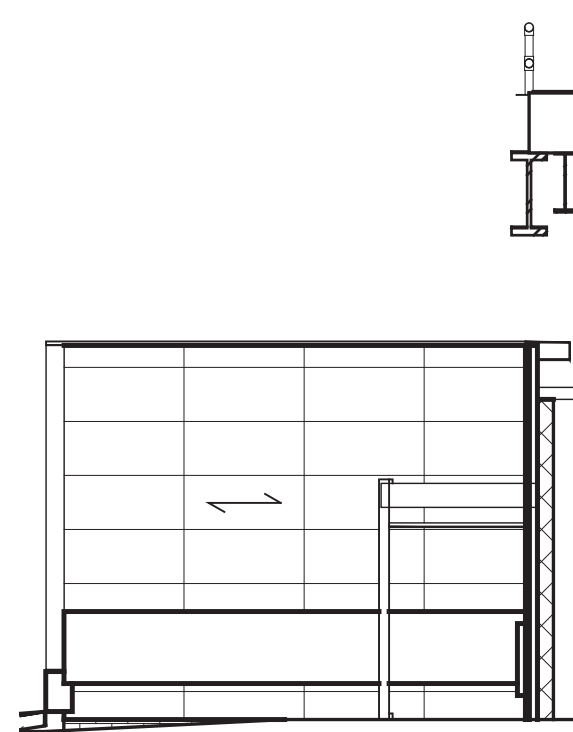
Oxford Properties Group  
320 Park Avenue, 17th Floor  
New York, NY 10022  
Tel: 212.986.7514 Fax: 212.986.7510

Construction Manager  
Tishman Construction Corporation  
100 Park Avenue, 5th Floor  
New York, NY 10017  
Tel: 212.708.5600

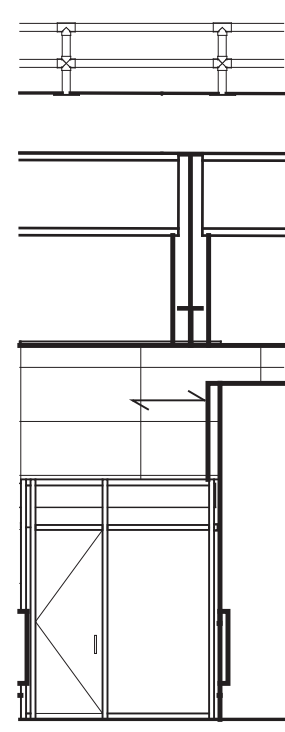
Architect  
Kohn Pedersen Fox Associates PC  
Architects & Planning Consultants  
11 West 42nd Street  
New York, NY 10036  
Tel: 212.977.6500 Fax: 212.956.2526

Structural Engineer  
Thornton Tomasetti, Inc.  
51 Madison Avenue  
New York, NY 10010  
Tel: 917.661.7800 Fax: 917.661.7801

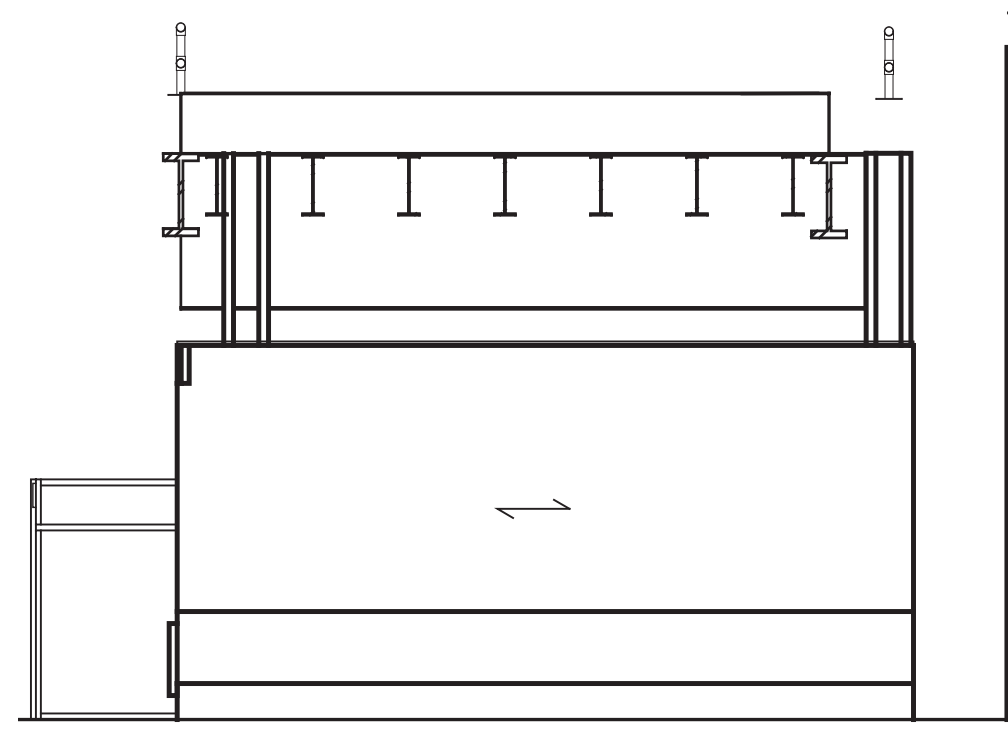
Mechanical, Electrical, Plumbing, Fire Protection  
Jaros Baum & Bolles Consulting Engineers  
80 Pine Street  
New York, NY 10013  
Tel: 212.530.9300 Fax: 212.269.5894



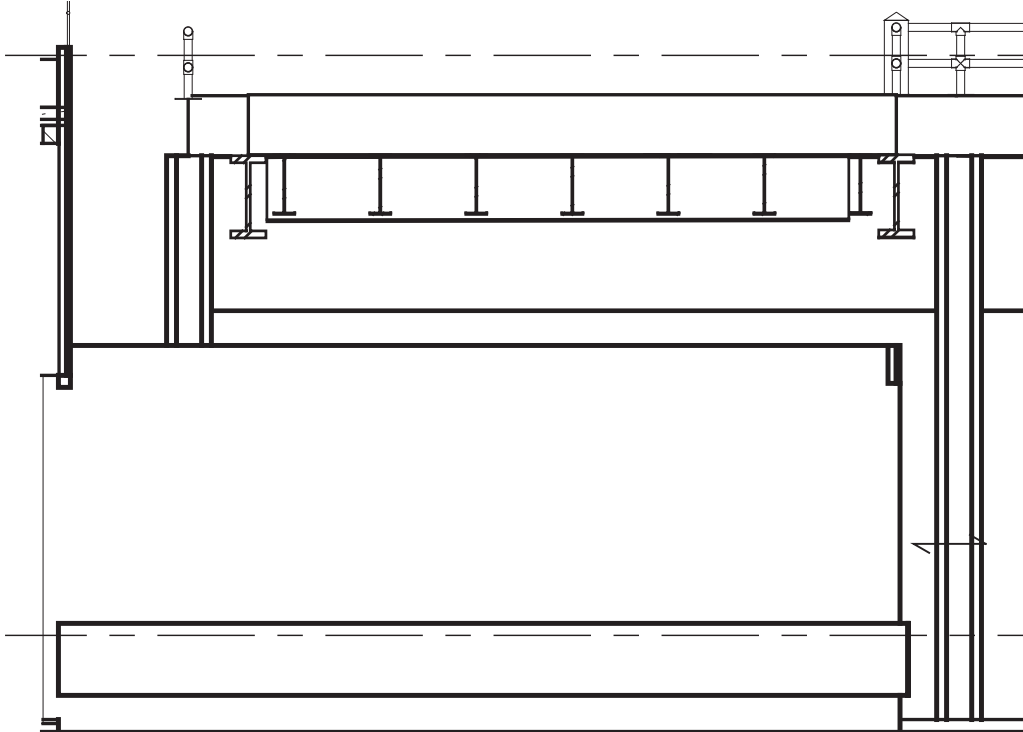
8 PARTIAL EAST ELEVATION  
SCALE: 1/8" = 1'-0"



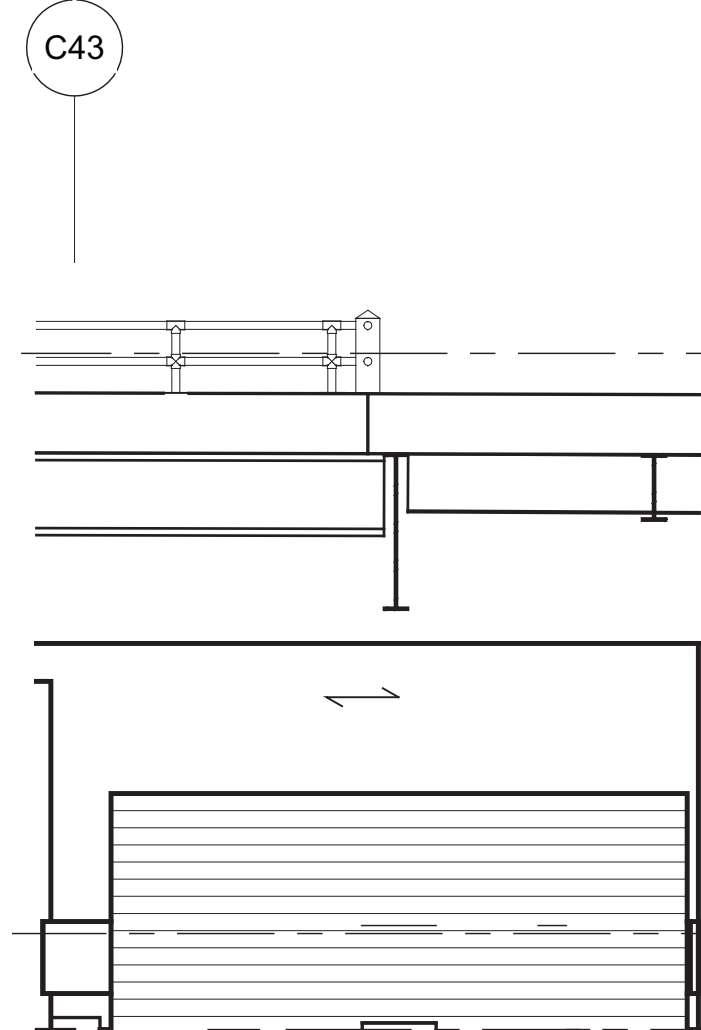
7 PARTIAL SOUTH ELEVATION  
SCALE: 1/8" = 1'-0"



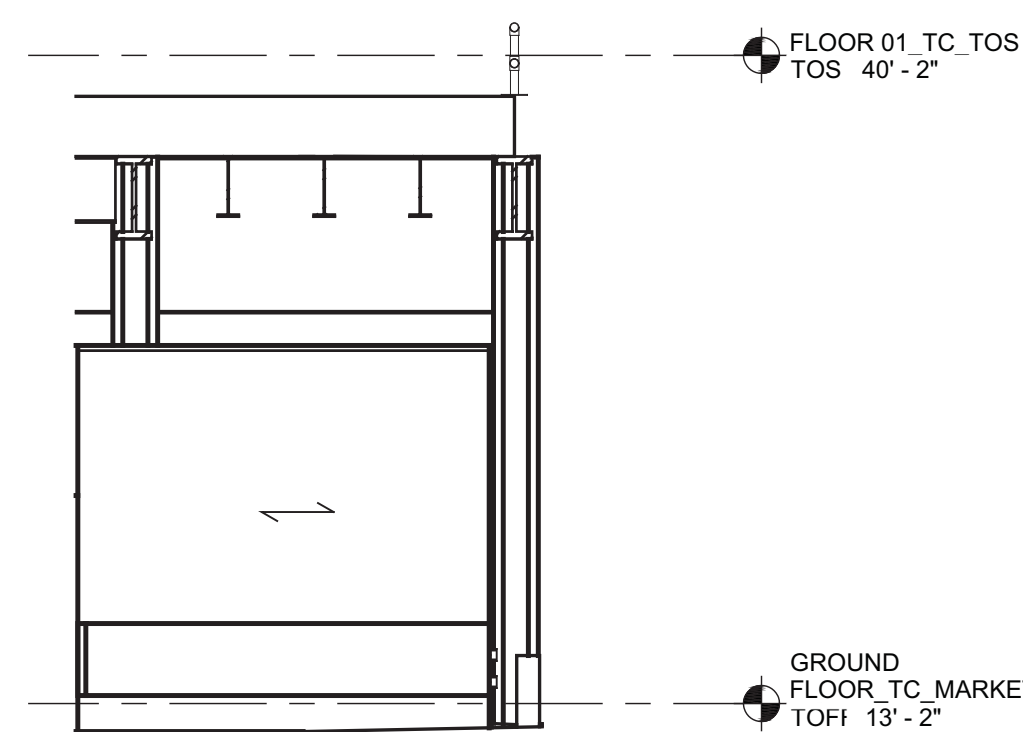
6 PARTIAL EAST ELEVATION  
SCALE: 1/8" = 1'-0"



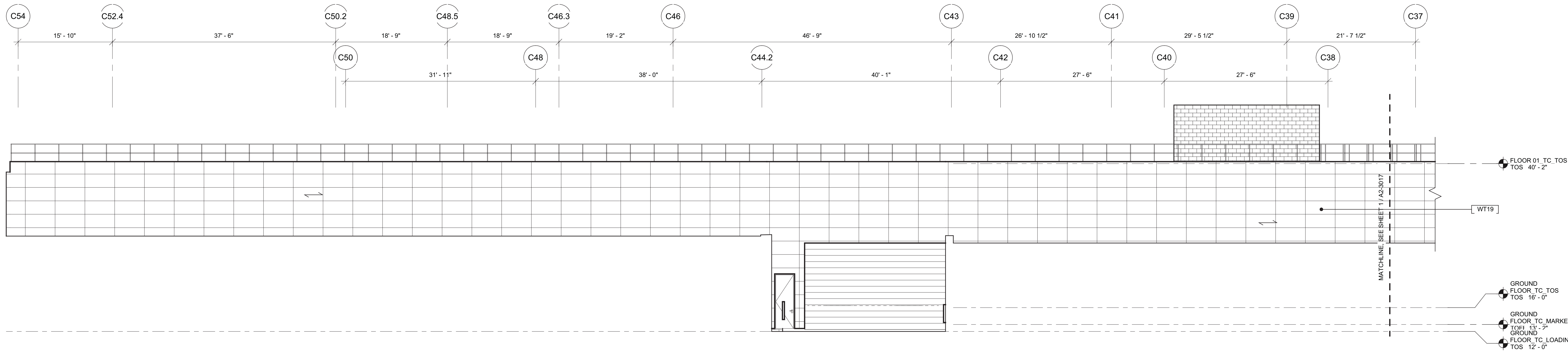
5 PARTIAL WEST ELEVATION  
SCALE: 1/8" = 1'-0"



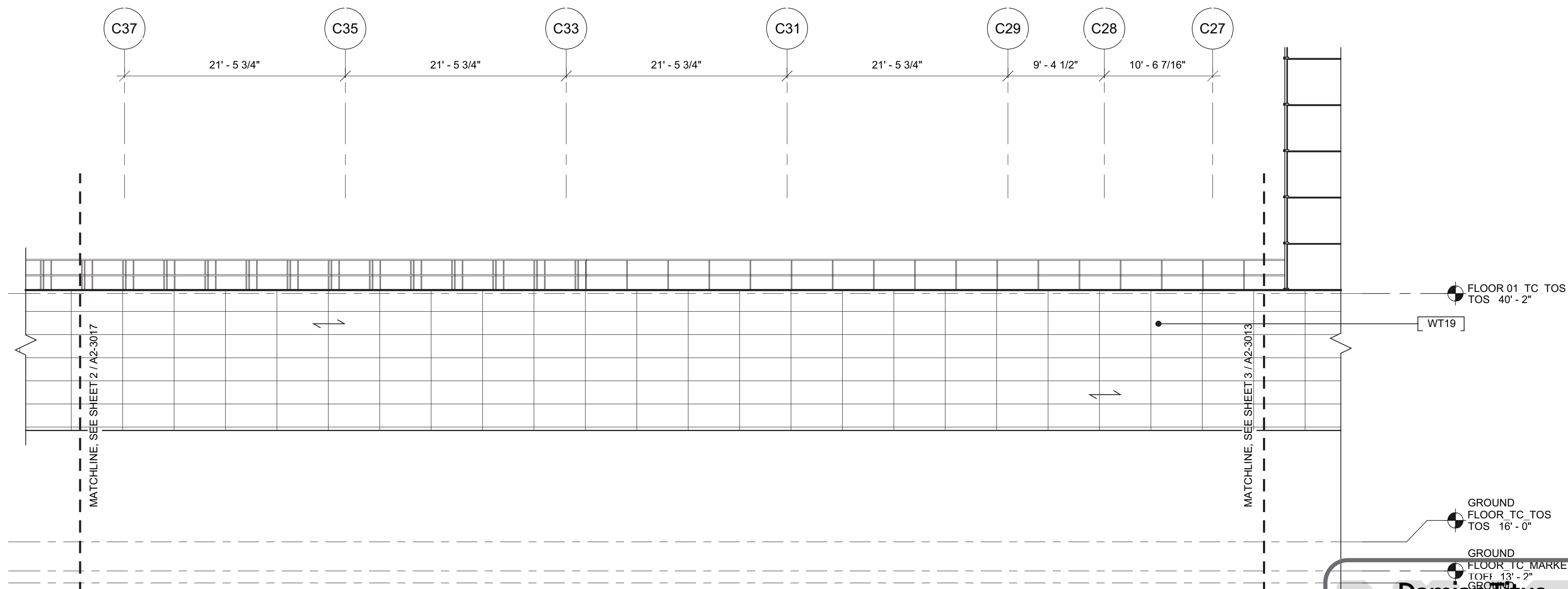
4 PARTIAL SOUTH ELEVATION  
SCALE: 1/8" = 1'-0"




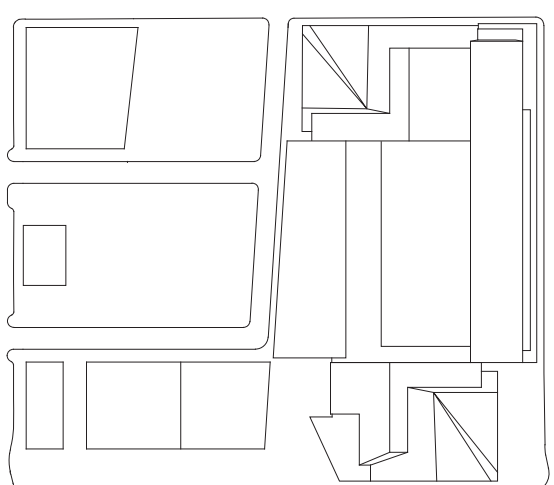
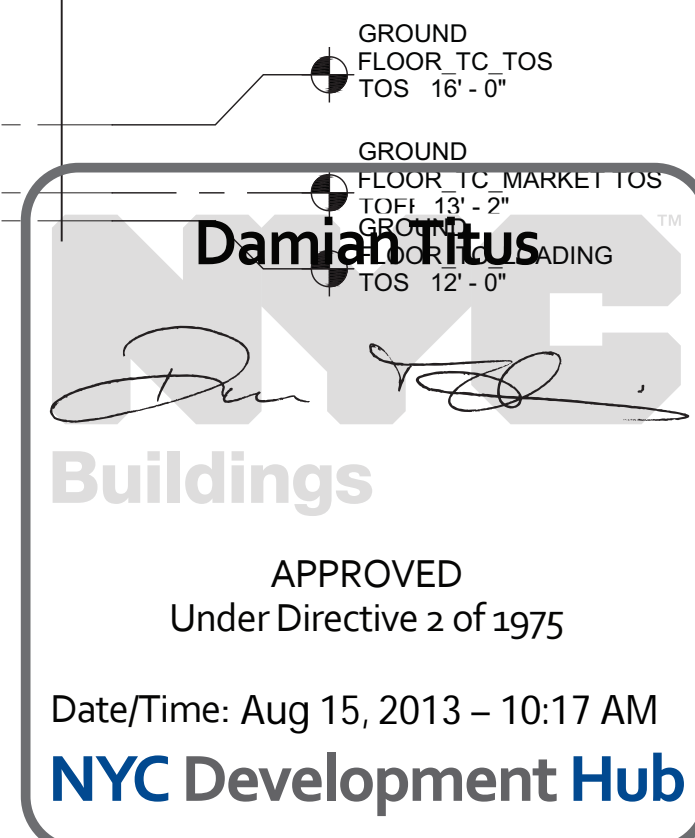
3 PARTIAL WEST ELEVATION  
SCALE: 1/8" = 1'-0"



2 SOUTH PARTIAL ELEVATION AT HIGHLINE  
SCALE: 1/8" = 1'-0"



1 SOUTH PARTIAL ELEVATION AT HIGHLINE  
SCALE: 1/8" = 1'-0"



PARTIAL ELEVATIONS

Project Number  
A2-3017  
Drawing Number  
A-212.00

SHEET 81 OF 239



HUDSON YARDS -  
TOWER C

Address  
501 WEST 30TH STREET  
NEW YORK, NY



Client  
Related Companies  
60 Columbus Circle  
New York, NY 10023  
Tel: 212.801.1000 Fax: 212.801.1048

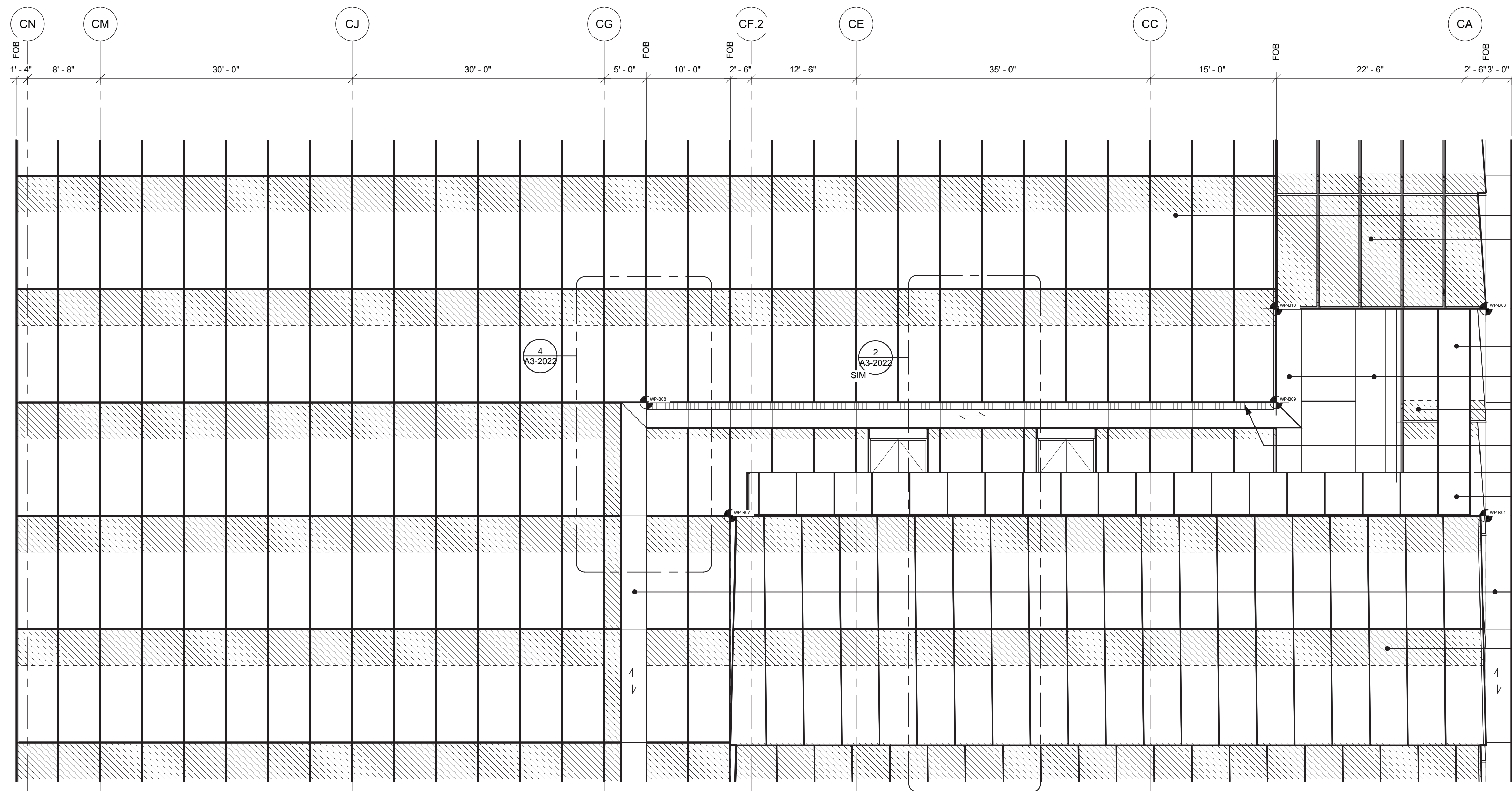
Oxford Properties Group  
320 Park Avenue, 17th Floor  
New York, NY 10022  
Tel: 212.966.7514 Fax: 212.986.7510

Construction Manager  
Tishman Construction Corporation  
100 Park Avenue, 5th Floor  
New York, NY 10017  
Tel: 212.708.5600

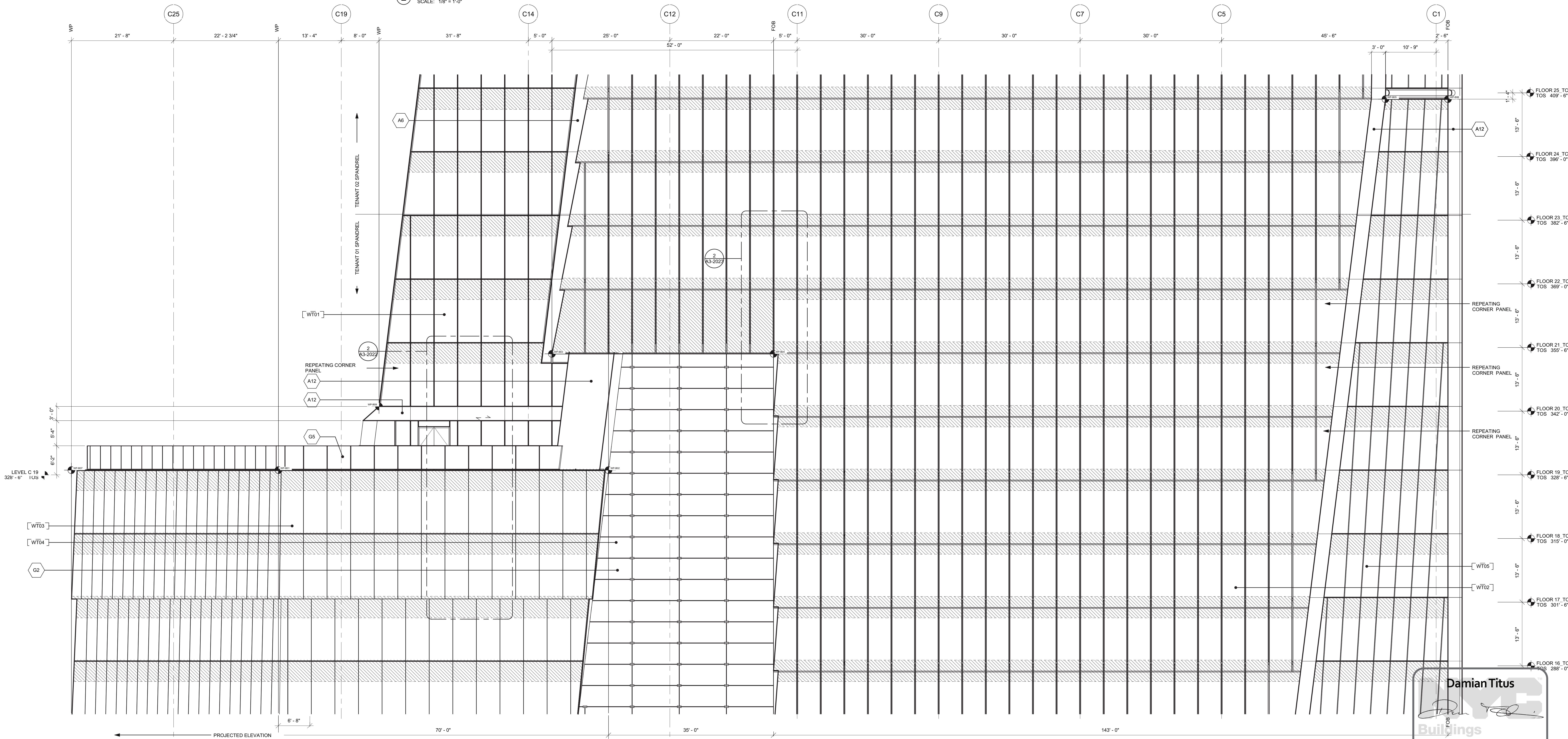
Architect  
Kohn Pedersen Fox Associates PC  
Architects & Planning Consultants  
11 West 42nd Street  
New York, NY 10036  
Tel: 212.977.6500 Fax: 212.956.2526

Structural Engineer  
Thornton Tomasetti, Inc.  
51 Madison Avenue  
New York, NY 10010  
Tel: 917.661.7800 Fax: 917.661.7801

Mechanical, Electrical, Plumbing, Fire Protection  
Jaros Baum & Bolles Consulting Engineers  
80 Pine Street  
New York, NY 10013  
Tel: 212.530.9300 Fax: 212.269.5894



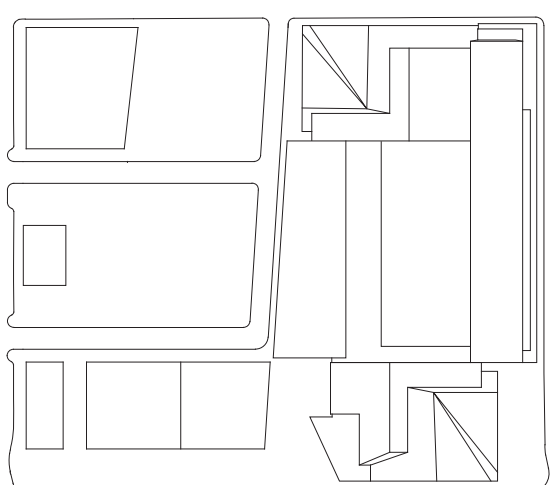
2 WEST PARTIAL ELEVATION  
SCALE: 1/8" = 1'-0"



1 SOUTH PARTIAL ELEVATION  
SCALE: 1/8" = 1'-0"

1	D.O.B. BUILDING PERMIT FILING	03/22/2013
By	Issue	Date

Key Plan



Date:

03/22/2013

Project No:

1776.10

Sheet No:

HYE-TC-A2-3021

Drawing Title

PARTIAL ELEVATIONS  
AT 19TH FLOOR TERRACE

Drawing Number:

A2-3021

Architect/Engineer/Designer:

A-213.00

SHEET 82 OF 239



Filename: P:\Projects\1776\_WestSideKensalDrawings\CAD\Sheet\TC\Doc\_Permi\_Serv\Series\WETC\_A2-3022.dwg Plotted by: Matt Gregory Plot Time: 3/21/2013 4:58 PM



HUDSON YARDS -  
TOWER C

Address  
501 WEST 30TH STREET  
NEW YORK, NY



Client  
Related Companies  
60 Columbus Circle  
New York, NY 10023  
Tel: 212.801.1000 Fax: 212.801.1048

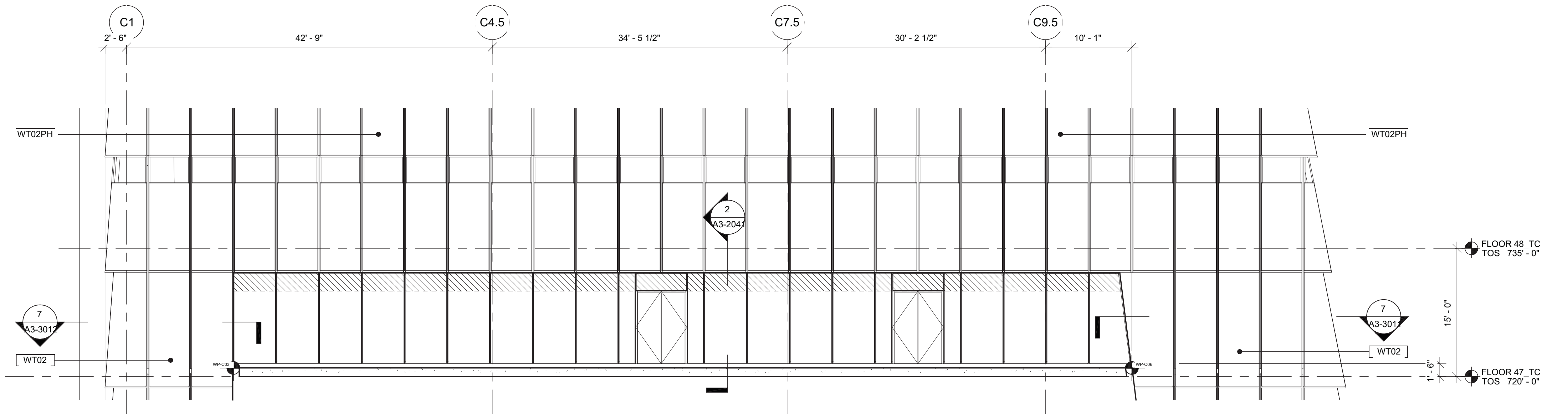
Oxford Properties Group  
320 Park Avenue, 17th Floor  
New York, NY 10022  
Tel: 212.986.7514 Fax: 212.986.7510

Construction Manager  
Tishman Construction Corporation  
100 Park Avenue, 5th Floor  
New York, NY 10017  
Tel: 212.708.5600

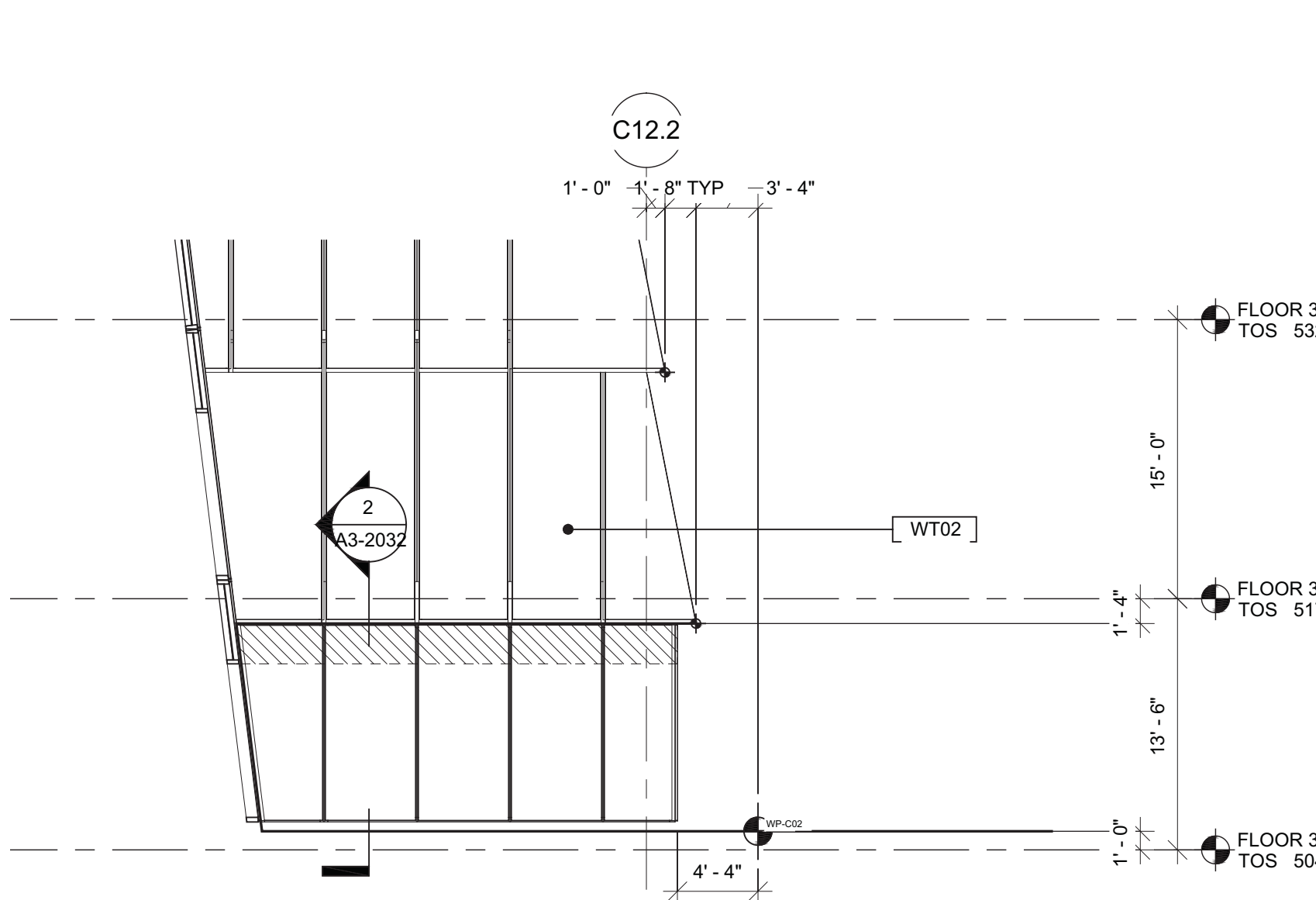
Architect  
Kohn Pedersen Fox Associates PC  
Architects & Planning Consultants  
11 West 42nd Street  
New York, NY 10036  
Tel: 212.977.6500 Fax: 212.956.2526

Structural Engineer  
Thornton Tomasetti, Inc.  
51 Madison Avenue  
New York, NY 10010  
Tel: 917.661.7800 Fax: 917.661.7801

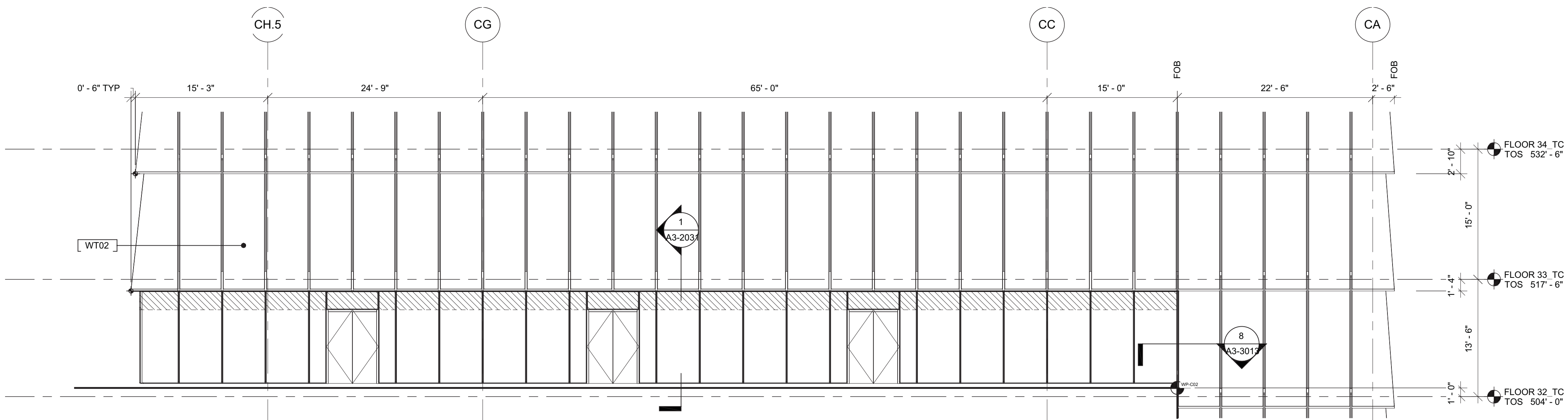
Mechanical, Electrical, Plumbing, Fire Protection  
Jaros Baum & Bolles Consulting Engineers  
80 Pine Street  
New York, NY 10013  
Tel: 212.530.9300 Fax: 212.269.5894



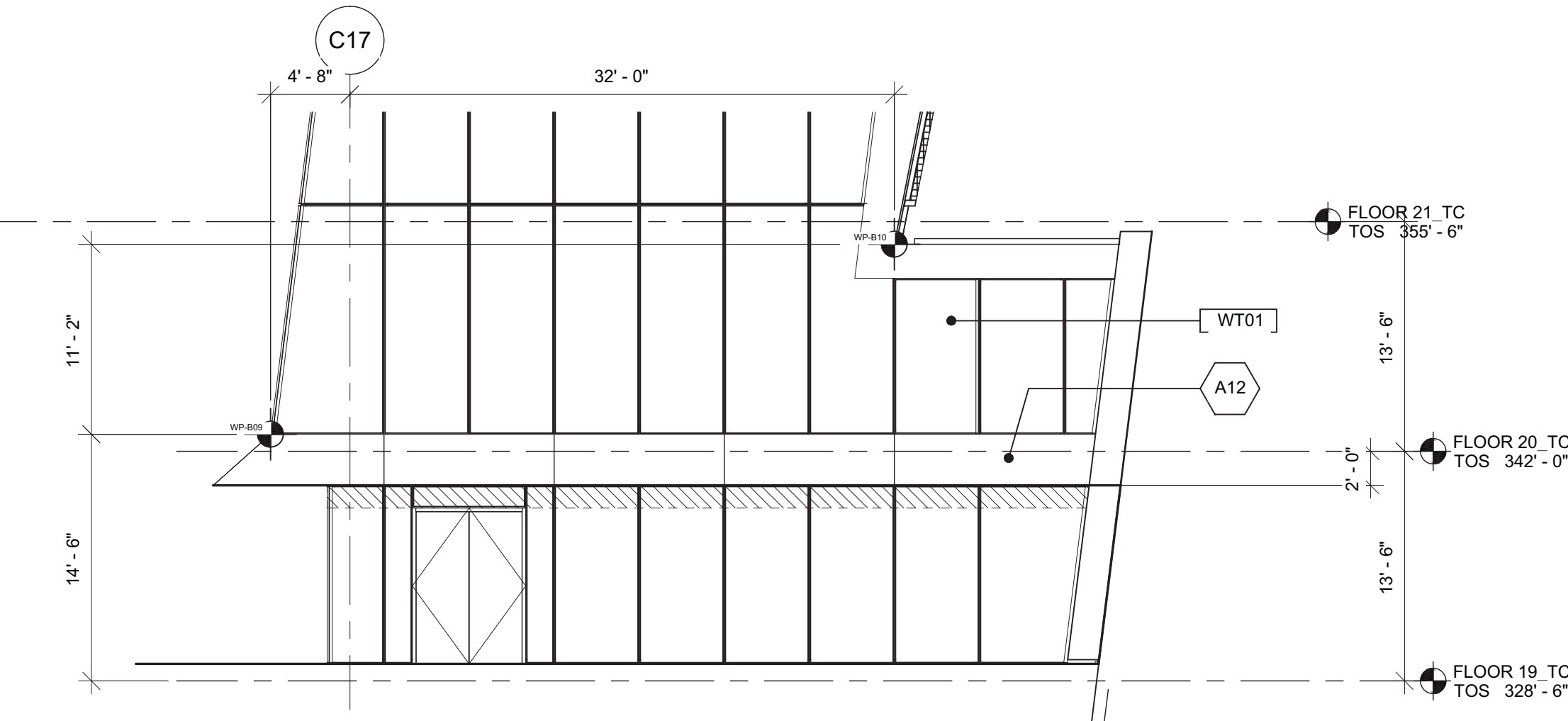
3 PARTIAL TERRACE ELEVATION  
SCALE: 1/8" = 1'-0"



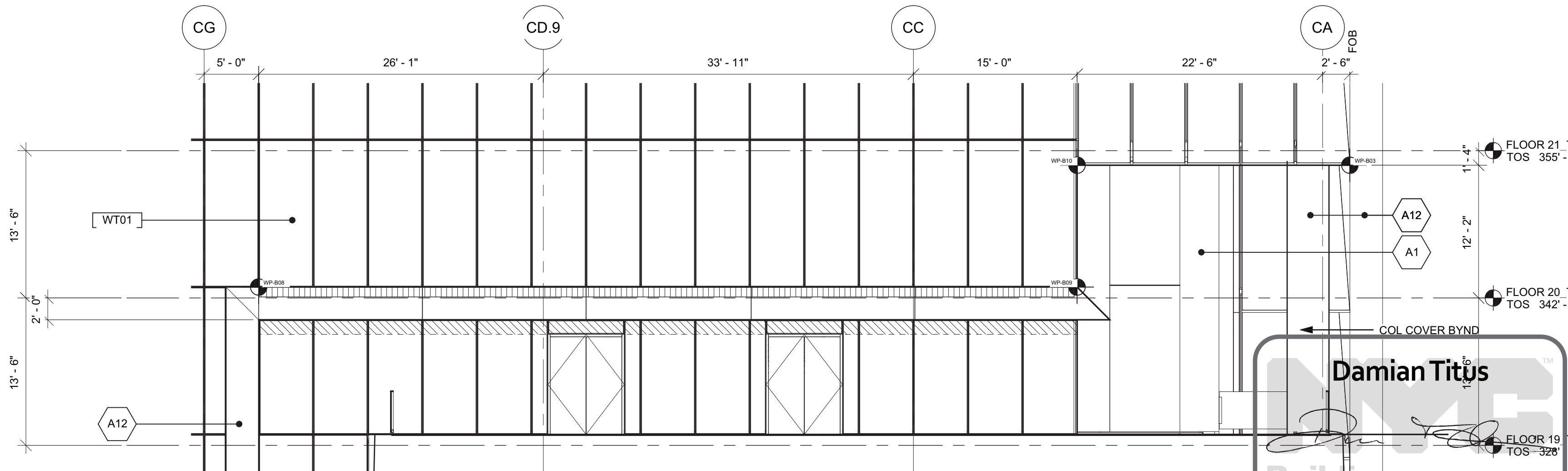
5 PARTIAL TERRACE ELEVATION  
SCALE: 1/8" = 1'-0"



2 PARTIAL TERRACE ELEVATION  
SCALE: 1/8" = 1'-0"



4 PARTIAL TERRACE ELEVATION  
SCALE: 1/8" = 1'-0"


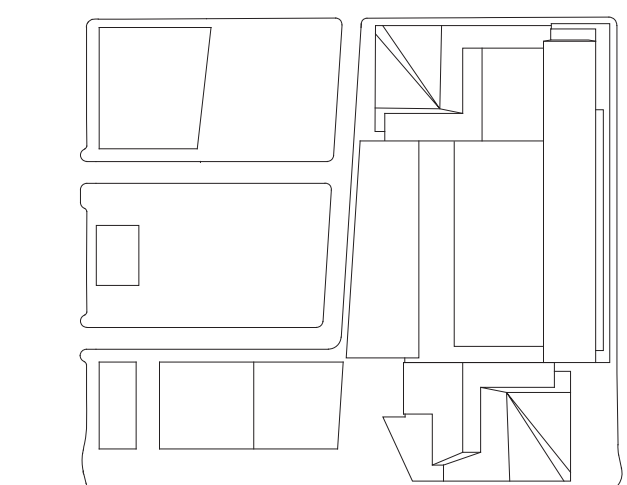


1 PARTIAL TERRACE ELEVATION  
SCALE: 1/8" = 1'-0"



1	D.O.B. BUILDING PERMIT FILING	03/22/2013
Rev	Issue	Date

Any Print



HYE-TC-A2-3022

PARTIAL ELEVATIONS  
AT TERRACES

Drawing Number:  
A2-3022

Project/Sheet Number:  
A-214.00



HUDSON YARDS -  
TOWER C

Address  
501 WEST 30TH STREET  
NEW YORK, NY



Client  
Related Companies  
60 Columbus Circle  
New York, NY 10023  
Tel: 212.801.1000 Fax: 212.801.1048

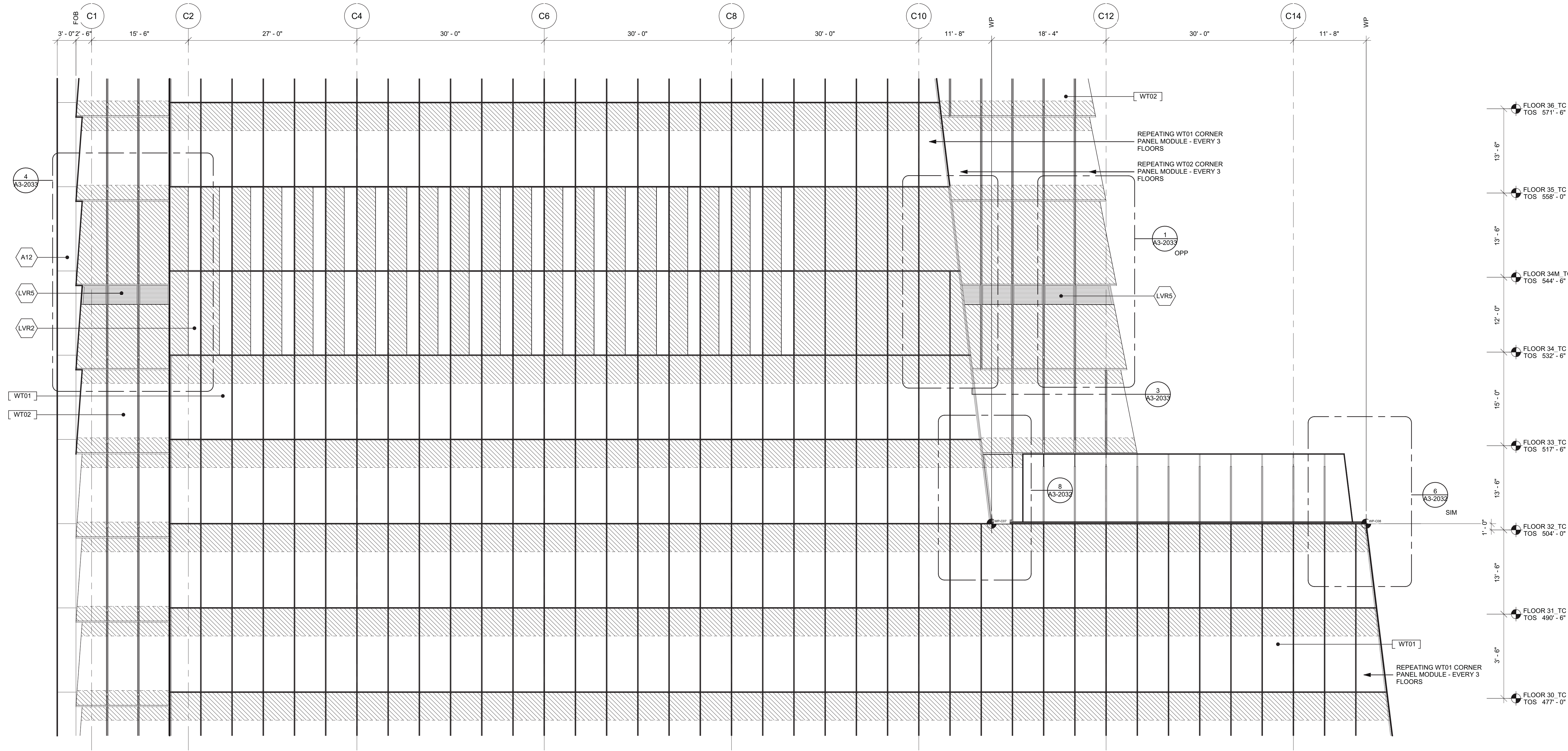
Oxford Properties Group  
320 Park Avenue, 17th Floor  
New York, NY 10022  
Tel: 212.866.7514 Fax: 212.986.7510

Construction Manager  
Tishman Construction Corporation  
100 Park Avenue, 5th Floor  
New York, NY 10017  
Tel: 212.708.5600


Architect  
Kohn Pedersen Fox Associates PC  
Architects & Planning Consultants  
11 West 42nd Street  
New York, NY 10036  
Tel: 212.977.6500 Fax: 212.956.2526

Structural Engineer  
Thornton Tomasetti, Inc.  
51 Madison Avenue  
New York, NY 10010  
Tel: 917.661.7800 Fax: 917.661.7801

Mechanical, Electrical, Plumbing, Fire Protection  
Jaros Baum & Bolles Consulting Engineers  
80 Pine Street  
New York, NY 10013  
Tel: 212.530.9300 Fax: 212.269.5894



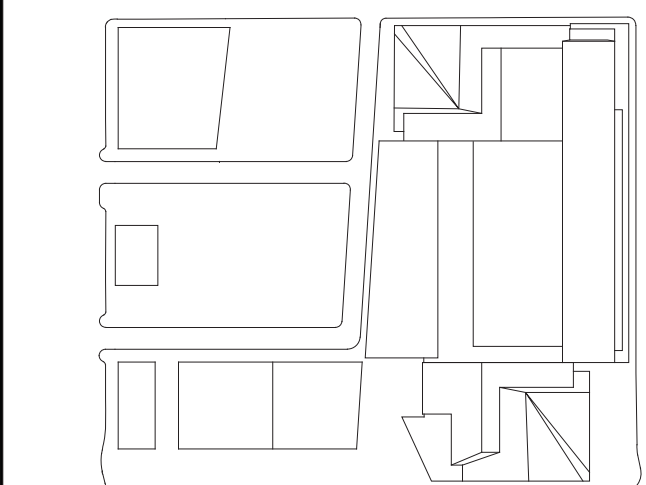
2 NORTH PARTIAL ELEVATION  
SCALE: 1/8" = 1'-0"



1 SOUTH PARTIAL ELEVATION  
SCALE: 1/8" = 1'-0"

1 D.O.B. BUILDING PERMIT FILING 03/22/2013

Any Plans



Date:

03/22/2013

Project No:

1776.10

Drawn By:

Sheet Number:

Drawing Title:

HYE-TC-A2-3031

PARTIAL ELEVATIONS  
AT FLOOR 32

Drawing Number:

A2-3031

Architect/Engineer/Designer:

A-215.00

SHEET 84 OF 239

© 2013 KOHN PEDERSEN FOX ASSOCIATES P.C. All rights reserved.





SHEET 85 OF 239

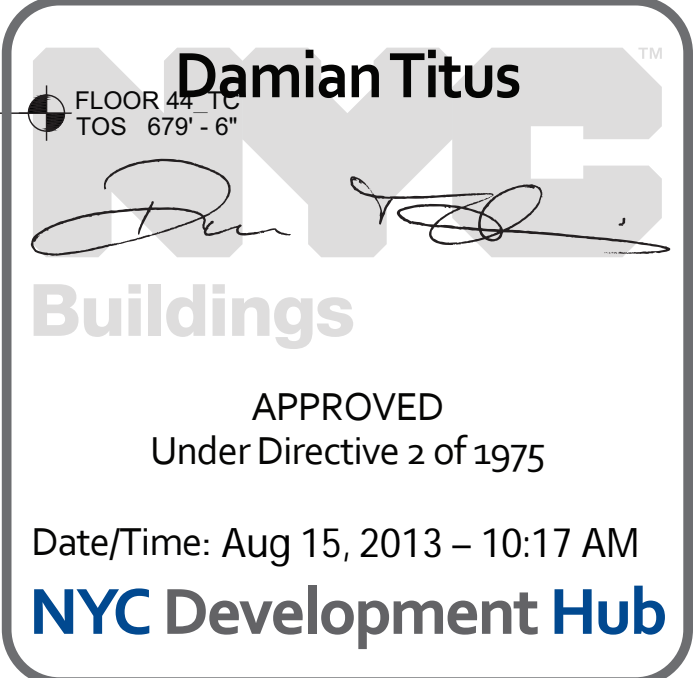
**Damian Titus**  
  
**Buildings**  
APPROVED  
Under Directive 2 of 1975  
Date/Time: Aug 15, 2013 – 10:17 AM  
**NYC Development Hub**



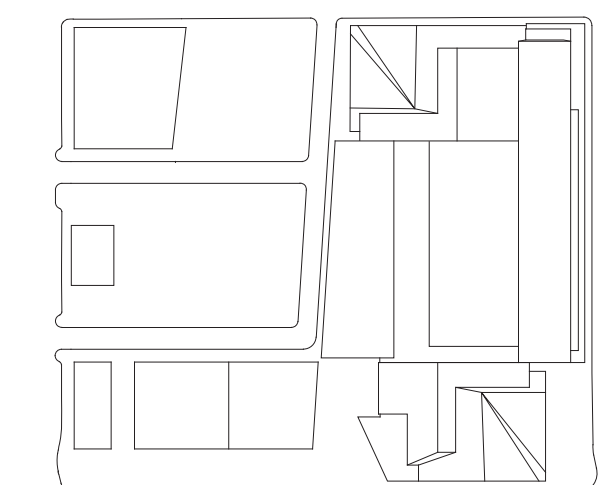




*Mechanical, Electrical, Plumbing, Fire Protection*  
Jaros Baum & Bolles Consulting Engineers  
80 Pine Street  
New York, NY 10013  
Tel: 212.530.9300 Fax: 212.269.5894



60/85

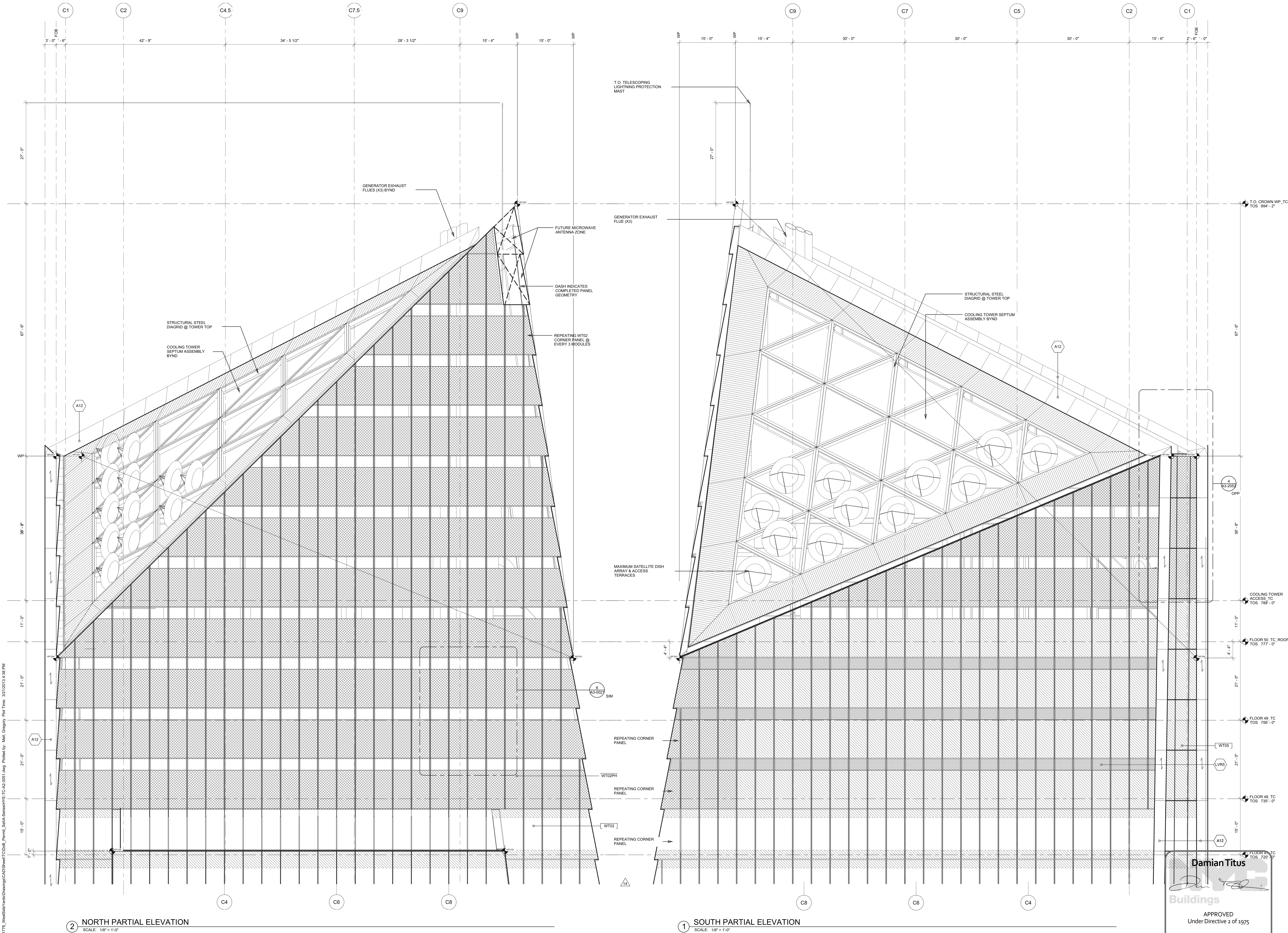
[illegible]

B-SCAN Drawing Number  
**A-218.00**

SHEET 87 OF 239



F:\Projects\1776\_WestSide\Kasid\Drawings\CAD\Sheet\TC\A2-3051.dwg Plotted by: Matt Gregory Plot Time: 3/21/2013 4:58 PM  
Filename: P:\Projects\1776\_WestSide\Kasid\Drawings\CAD\Sheet\TC\A2-3051.dwg Plotted by: Matt Gregory Plot Time: 3/21/2013 4:58 PM



## HUDSON YARDS - TOWER C

Address  
501 WEST 30TH STREET  
NEW YORK, NY



Client  
Related Companies  
60 Columbus Circle  
New York, NY 10023  
Tel: 212.801.1000 Fax: 212.801.1048

Oxford Properties Group  
320 Park Avenue, 17th Floor  
New York, NY 10022  
Tel: 212.866.7514 Fax: 212.986.7510

Construction Manager  
Tishman Construction Corporation  
100 Park Avenue, 5th Floor  
New York, NY 10017  
Tel: 212.708.5000

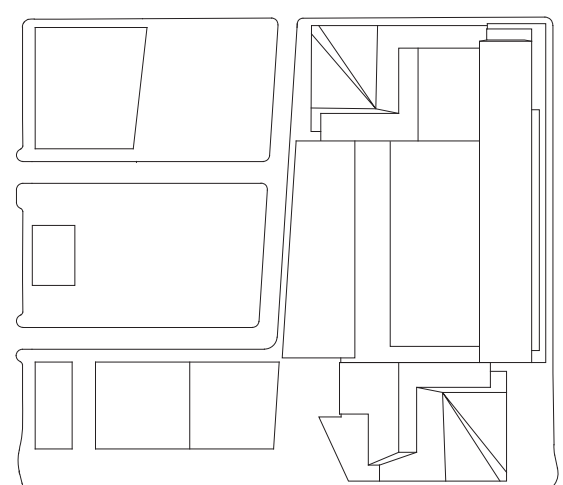
Architect  
Kohn Pedersen Fox Associates PC  
Architects & Planning Consultants  
11 West 42nd Street  
New York, NY 10036  
Tel: 212.977.6500 Fax: 212.956.2526

Structural Engineer  
Thornton Tomasetti, Inc.  
51 Madison Avenue  
New York, NY 10010  
Tel: 917.661.7800 Fax: 917.661.7801

Mechanical, Electrical, Plumbing, Fire Protection  
Jaros Baum & Bolles Consulting Engineers  
80 Pine Street  
New York, NY 10013  
Tel: 212.530.9300 Fax: 212.269.5894

1 D.O.B. BUILDING PERMIT FILING 03/22/2013  
Date Issue Date

Key Plan



Date:

03/22/2013

Project No.:

1776.10

Sheet No.:

HYE-TC-A2-3051

Drawing Title:

PARTIAL ELEVATIONS  
AT TOP OF TOWER

Drawing Number:

A2-3051

Project Number:

A-219.00

SHEET 88 OF 239



HUDSON YARDS -  
TOWER C

Address  
501 WEST 30TH STREET  
NEW YORK, NY

Client  
Related Companies  
60 Columbus Circle  
New York, NY 10023  
Tel: 212.801.1000 Fax: 212.801.1048

Oxford Properties Group  
320 Park Avenue, 17th Floor  
New York, NY 10022  
Tel: 212.986.7514 Fax: 212.986.7510

Construction Manager  
Tishman Construction Corporation  
100 Park Avenue, 5th Floor  
New York, NY 10017  
Tel: 212.708.5000



Architect  
Kohn Pedersen Fox Associates PC  
Architects & Planning Consultants  
11 West 42nd Street  
New York, NY 10036  
Tel: 212.977.6500 Fax: 212.956.2526

Structural Engineer  
Thornton Tomasetti, Inc.  
51 Madison Avenue  
New York, NY 10010  
Tel: 917.661.7800 Fax: 917.661.7801

Mechanical, Electrical, Plumbing, Fire Protection  
Jaros Baum & Bolles Consulting Engineers  
80 Pine Street  
New York, NY 10013  
Tel: 212.530.9300 Fax: 212.269.5894

1 D.O.B. BUILDING PERMIT FILING 03/22/2013

Key Plan



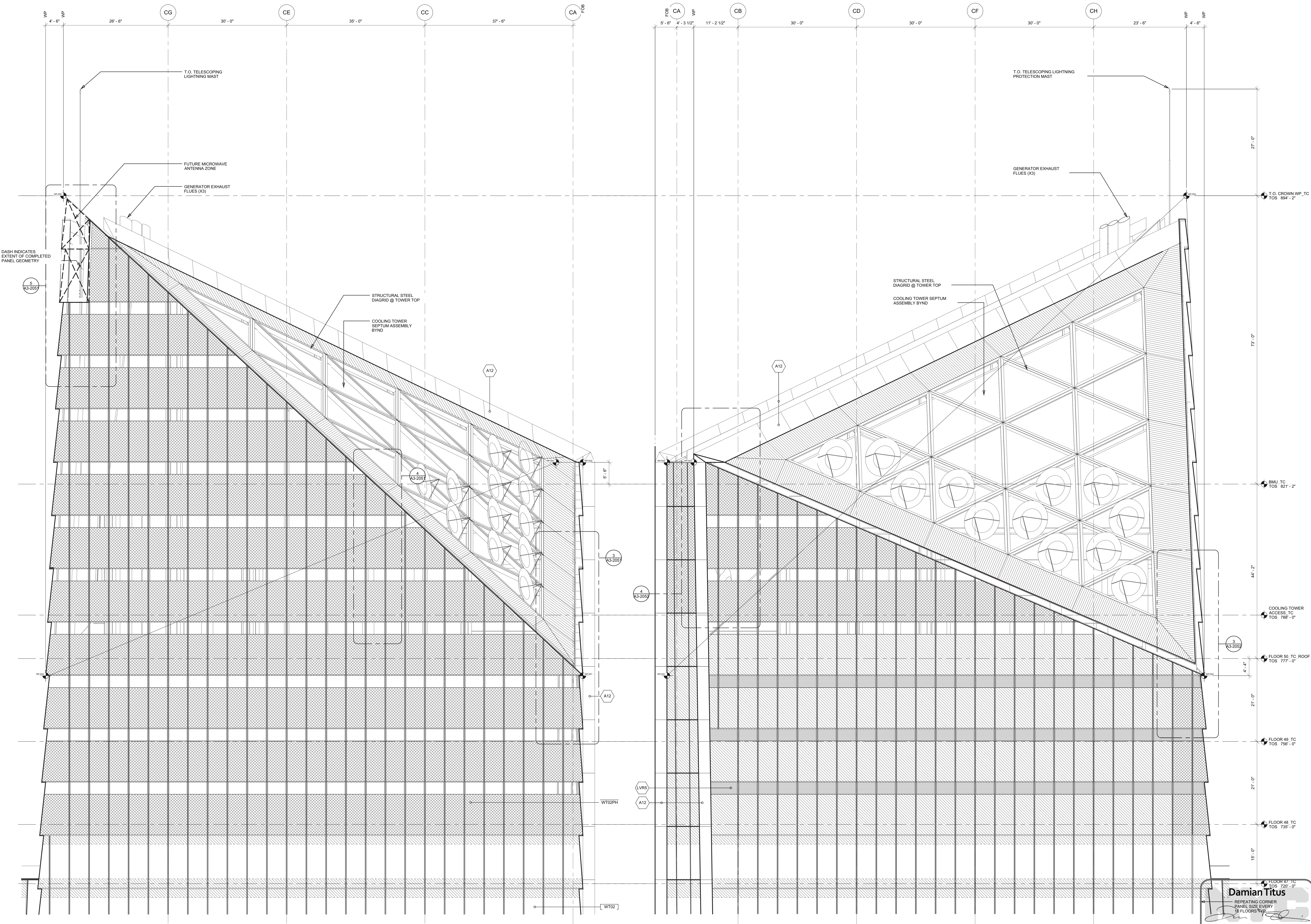
HYE-TC-A2-3052

PARTIAL ELEVATIONS  
AT TOP OF TOWER

Drawing Number  
A2-3052

Project Name  
A-220.00

SHEET 89 OF 239



**Damian Titus**  
REGISTERED ARCHITECT  
STATE OF NEW YORK  
1776.10  
HYE-TC-A2-3052  
APPROVED  
Under Directive 2 of 1975  
Date/Time: Aug 15, 2013 - 10:17 AM  
NYC Development Hub



HUDSON YARDS -  
TOWER C

Address  
501 WEST 30TH STREET  
NEW YORK, NY



Client  
Related Companies  
60 Columbus Circle  
New York, NY 10023  
Tel: 212.801.1000 Fax: 212.801.1048

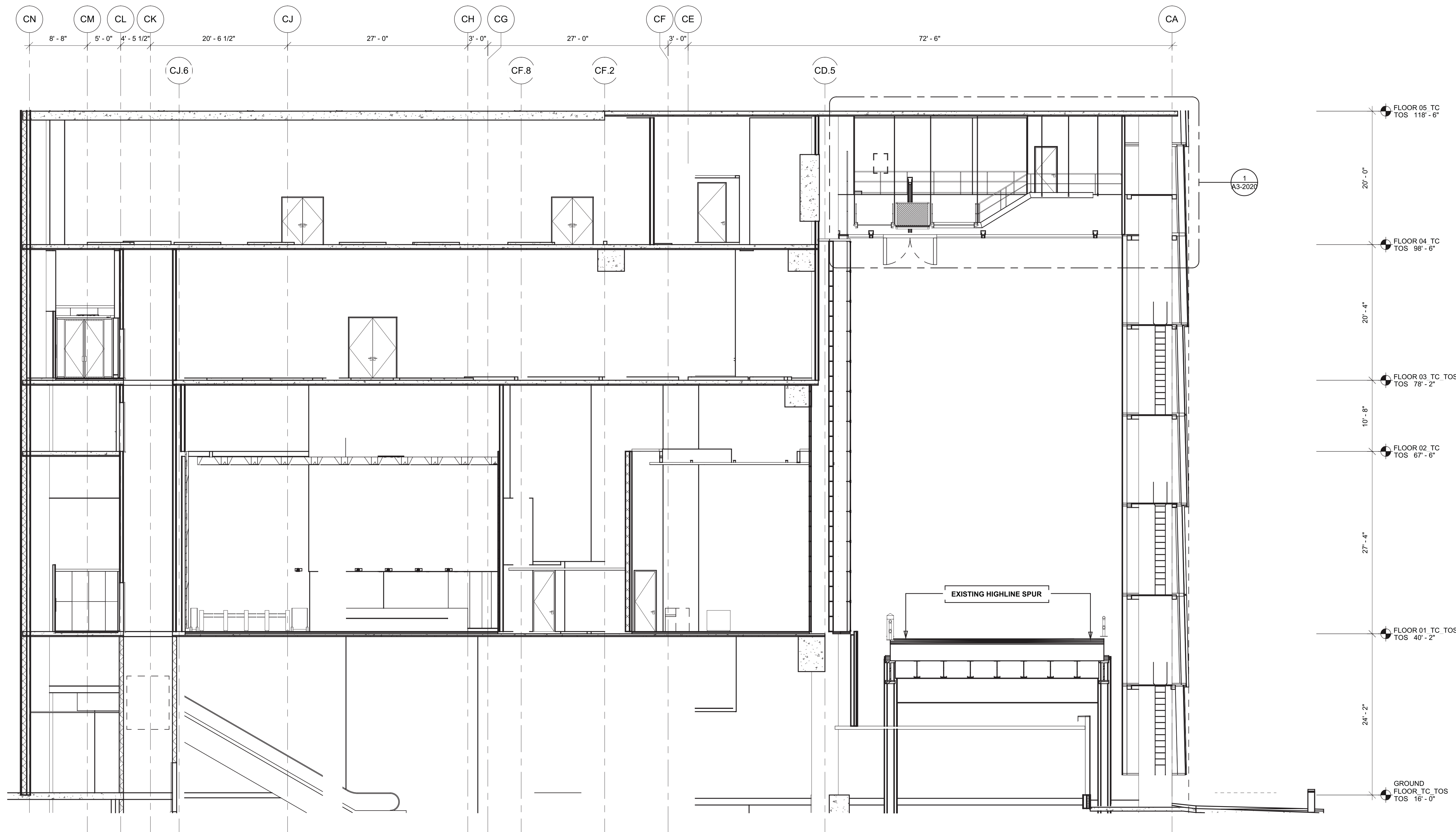
Oxford Properties Group  
320 Park Avenue, 17th Floor  
New York, NY 10022  
Tel: 212.866.7514 Fax: 212.986.7510

Construction Manager  
Tishman Construction Corporation  
100 Park Avenue, 5th Floor  
New York, NY 10017  
Tel: 212.708.5600

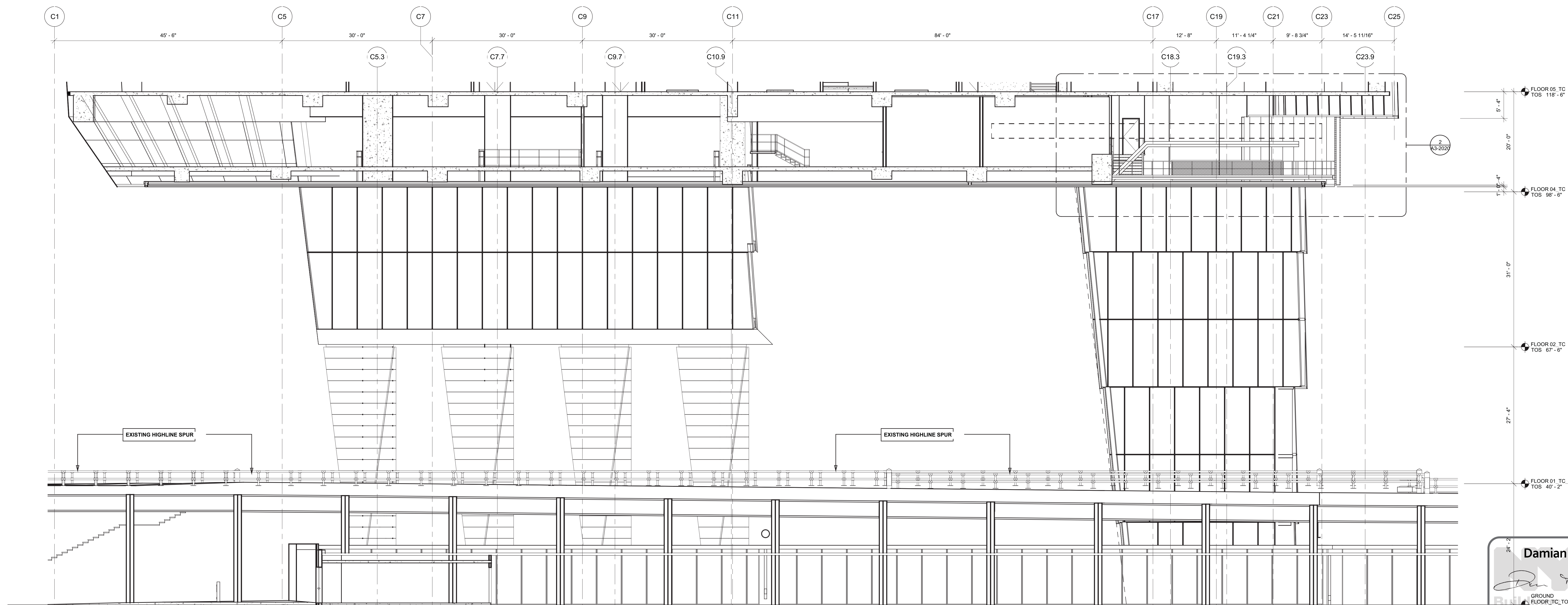
Architect  
Kohn Pedersen Fox Associates PC  
Architects & Planning Consultants  
11 West 42nd Street  
New York, NY 10036  
Tel: 212.977.6500 Fax: 212.956.2526

Structural Engineer  
Thornton Tomasetti, Inc.  
51 Madison Avenue  
New York, NY 10010  
Tel: 917.661.7800 Fax: 917.661.7801

Mechanical, Electrical, Plumbing, Fire Protection  
Jaros Baum & Bolles Consulting Engineers  
80 Pine Street  
New York, NY 10013  
Tel: 212.530.9300 Fax: 212.269.5894



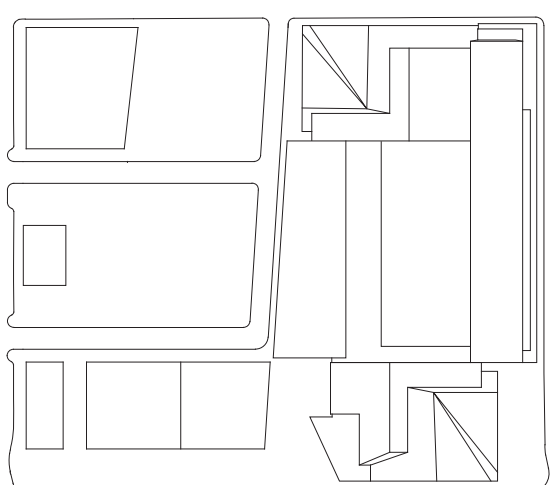
2 NORTH - SOUTH SECTION @ HIGHLINE  
SCALE: 1/8" = 1'-0"



1 EAST - WEST SECTION @ HIGHLINE  
SCALE: 1/8" = 1'-0"

1 D.O.B. BUILDING PERMIT FILING 03/22/2013  
By: Date: Date:

Key Plan



Date:  
03/22/2013  
Project No:  
1776.10  
Drawn By:  
Sheet Number:



HYE-TC-A2-4011

PARTIAL SECTIONS  
AT GROUND

Drawing Number:  
A2-4011  
Revision Number:  
A-221.00





Client  
Related Companies  
60 Columbus Circle  
New York, NY 10023  
Tel: 212.801.1000 Fax: 212.801.1048

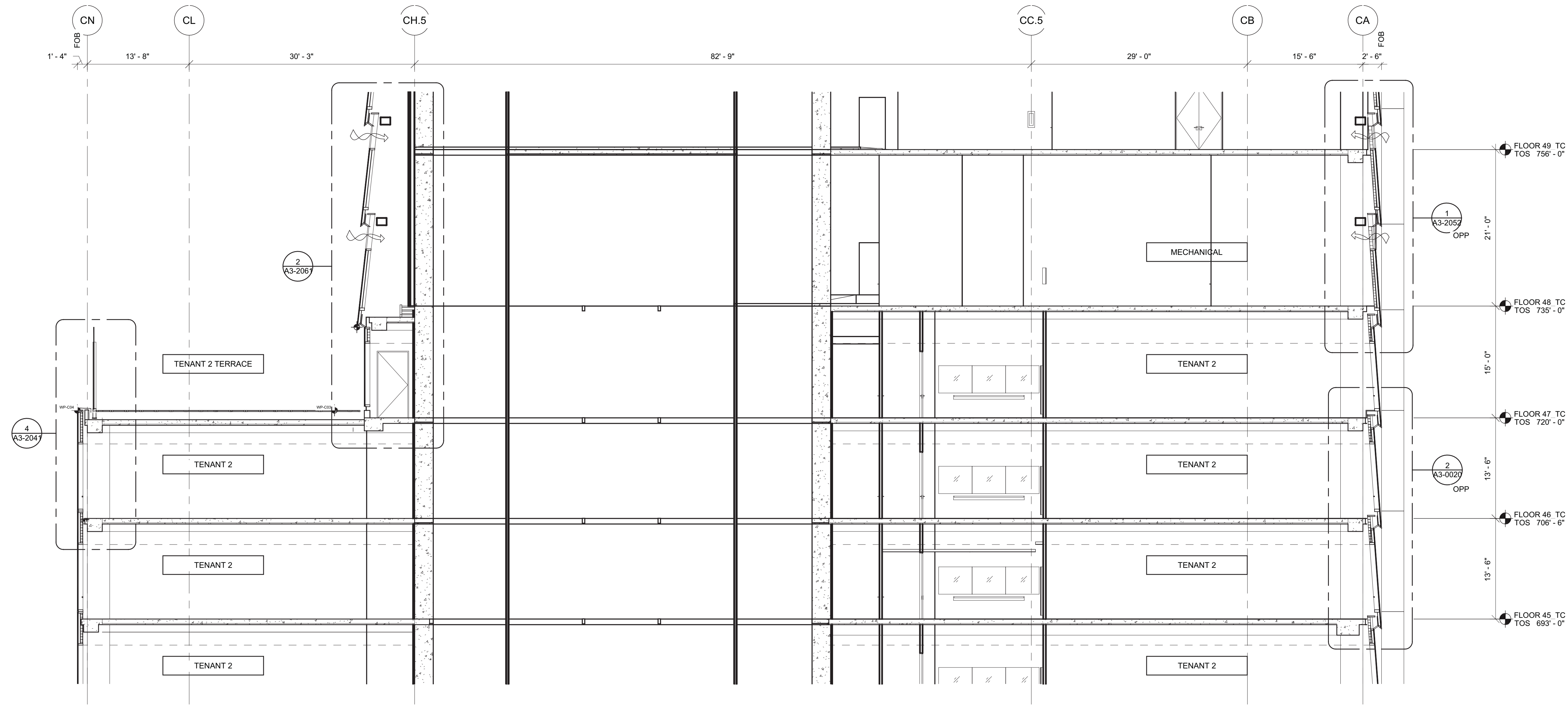
Oxford Properties Group  
320 Park Avenue, 17th Floor  
New York, NY 10022  
Tel: 212.986.7514 Fax: 212.986.7510

Construction Manager  
Tishman Construction Corporation  
100 Park Avenue, 5th Floor  
New York, NY 10017  
Tel: 212.708.5600

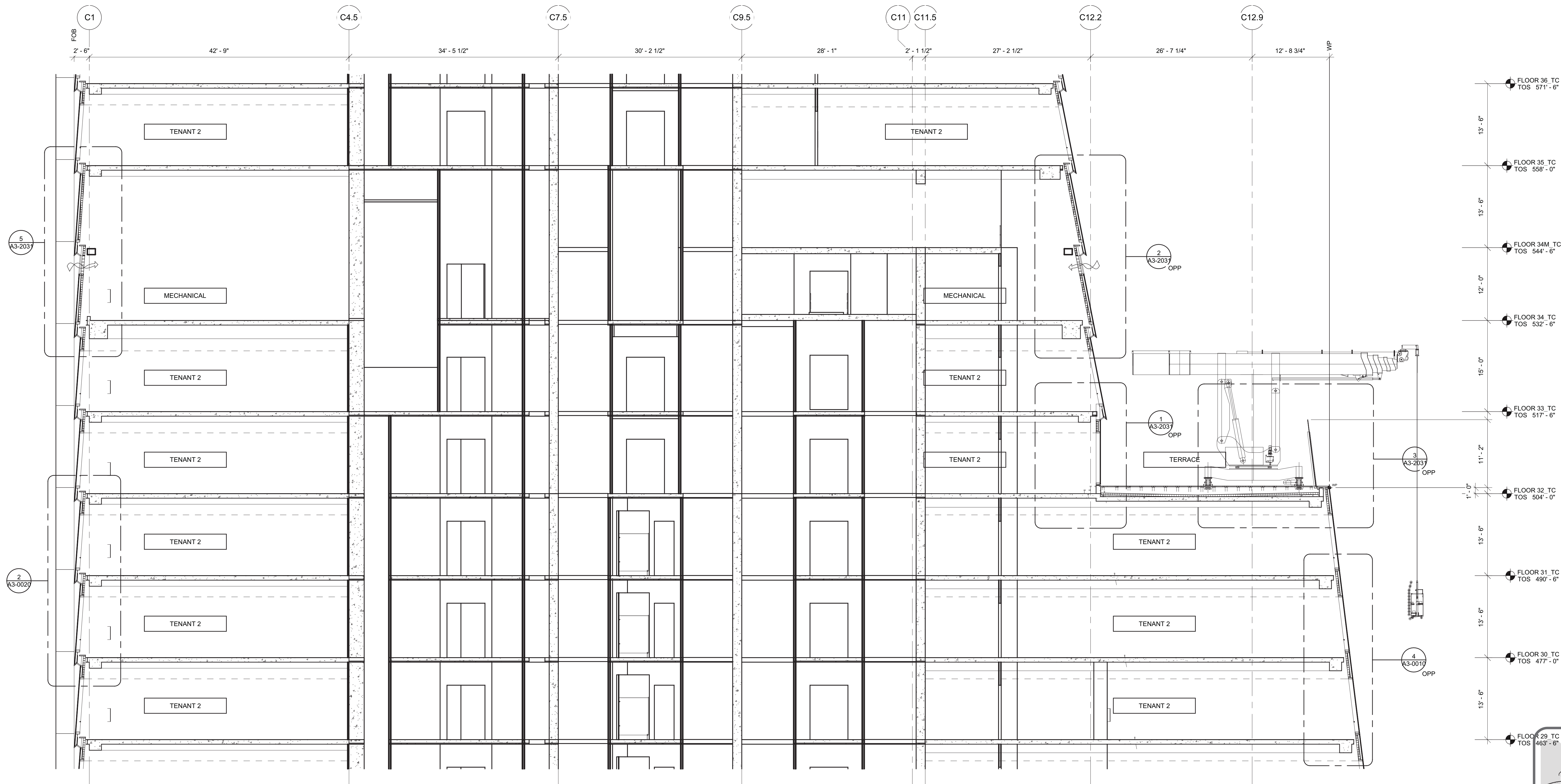
Architect  
Kohn Pedersen Fox Associates PC  
Architects & Planning Consultants  
11 West 42nd Street  
New York, NY 10036  
Tel: 212.977.6500 Fax: 212.956.2526

Structural Engineer  
Thornton Tomasetti, Inc.  
51 Madison Avenue  
New York, NY 10010  
Tel: 917.661.7800 Fax: 917.661.7801

Mechanical, Electrical, Plumbing, Fire Protection  
Jaros Baum & Bolles Consulting Engineers  
80 Pine Street  
New York, NY 10013  
Tel: 212.530.9300 Fax: 212.269.5894



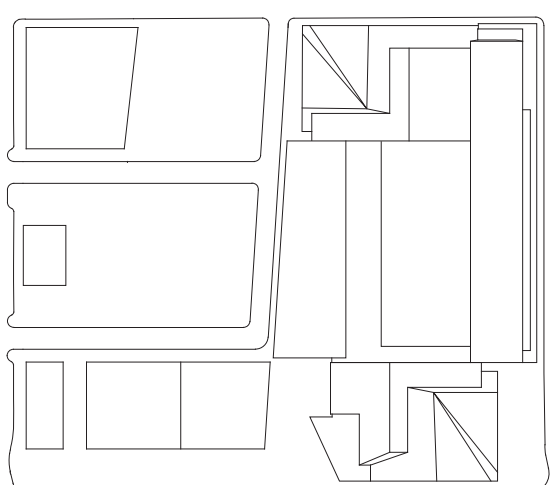
2 PARTIAL NORTH - SOUTH SECTION  
SCALE: 1/8" = 1'-0"



1 PARTIAL EAST - WEST SECTION  
SCALE: 1/8" = 1'-0"

1 D.O.B. BUILDING PERMIT FILING 03/22/2013  
By Date Issued Date

Key Plan



Date:  
03/22/2013  
Project No.:  
1776.10  
Drawn By:  
Sheet Number:

HYE-TC-A2-4031

Drawing Title

PARTIAL SECTIONS  
AT MID-RISE TERRACE

Drawing Number:  
A2-4031

Project/Revision Number:  
A-222.00



HUDSON YARDS -  
TOWER C

Address  
501 WEST 30TH STREET  
NEW YORK, NY



Client  
Related Companies  
60 Columbus Circle  
New York, NY 10023  
Tel: 212.801.1000 Fax: 212.801.1048

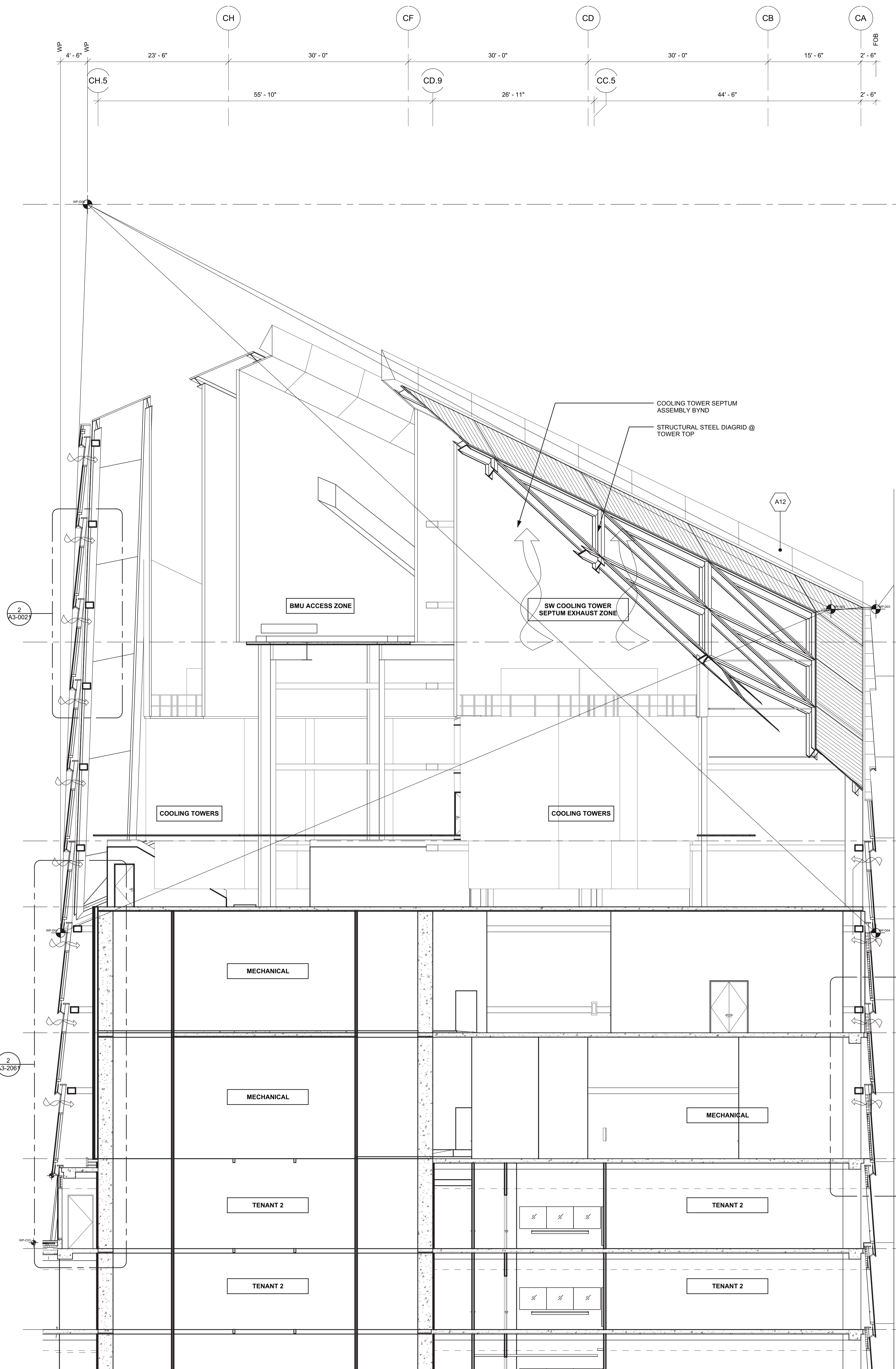
Oxford Properties Group  
320 Park Avenue, 17th Floor  
New York, NY 10022  
Tel: 212.866.7514 Fax: 212.986.7510

Construction Manager  
Tishman Construction Corporation  
100 Park Avenue, 5th Floor  
New York, NY 10017  
Tel: 212.708.5000

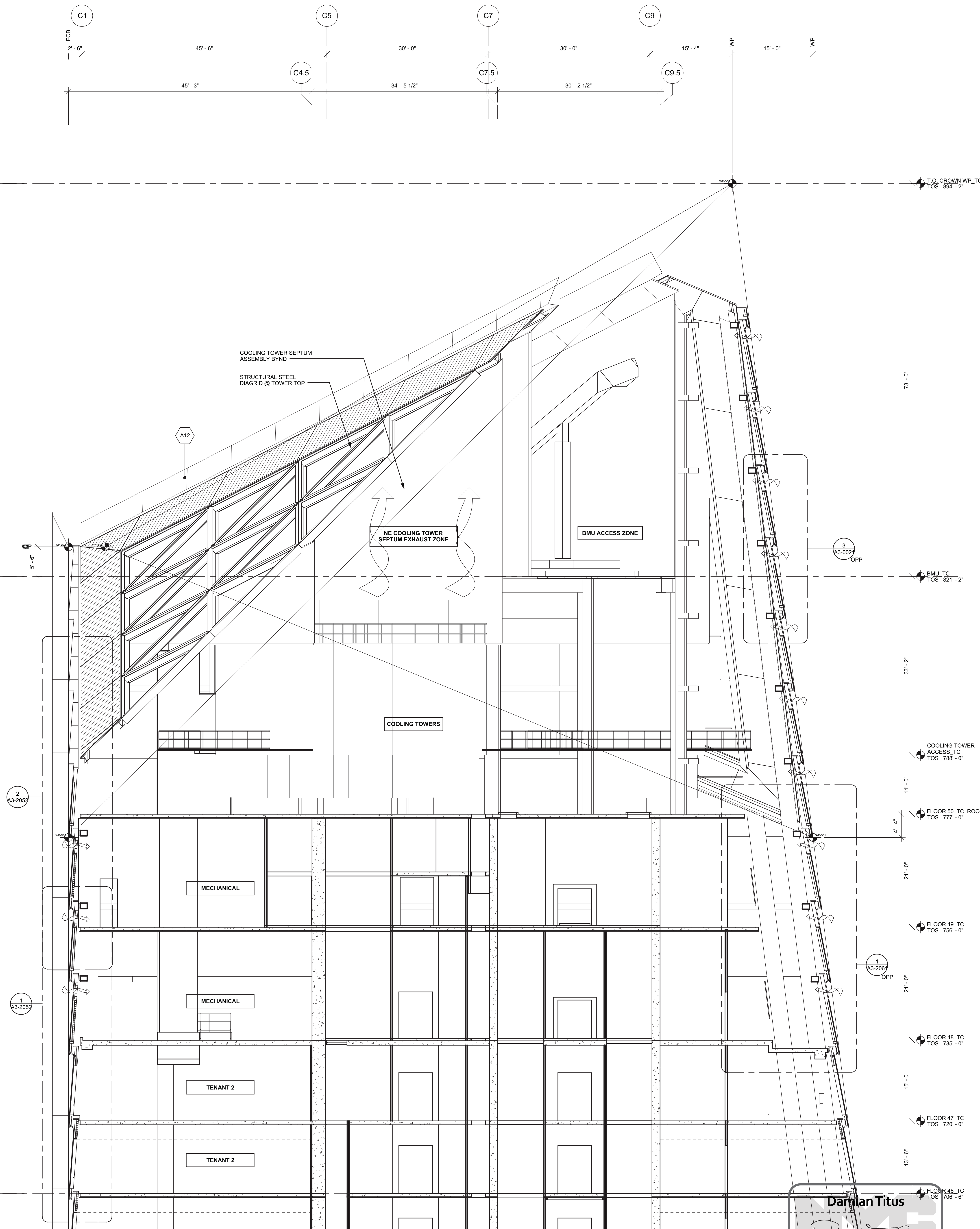
Architect  
Kohn Pedersen Fox Associates PC  
Architects & Planning Consultants  
11 West 42nd Street  
New York, NY 10036  
Tel: 212.977.6500 Fax: 212.956.2526

Structural Engineer  
Thornton Tomasetti, Inc.  
51 Madison Avenue  
New York, NY 10010  
Tel: 917.661.7800 Fax: 917.661.7801

Mechanical, Electrical, Plumbing, Fire Protection  
Jaros Baum & Bolles Consulting Engineers  
80 Pine Street  
New York, NY 10013  
Tel: 212.530.9300 Fax: 212.269.5894

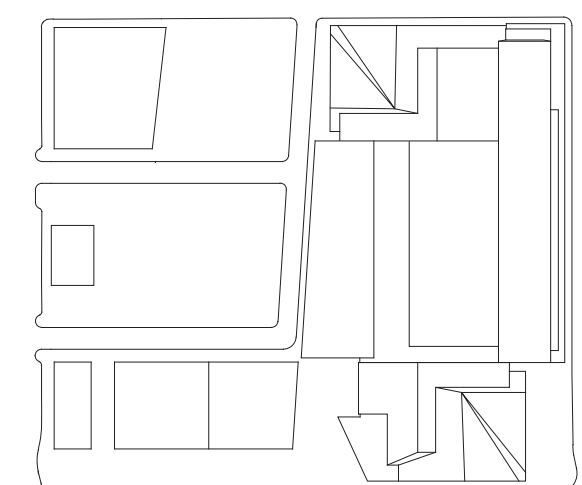


2 PARTIAL SECTION  
SCALE: 1/8" = 1'-0"



1 PARTIAL SECTION  
SCALE: 1/8" = 1'-0"

Darman Titus  
Buildings  
APPROVED  
Under Directive 2 of 1975  
Date/Time: Aug 15, 2013 - 10:17 AM  
NYC Development Hub



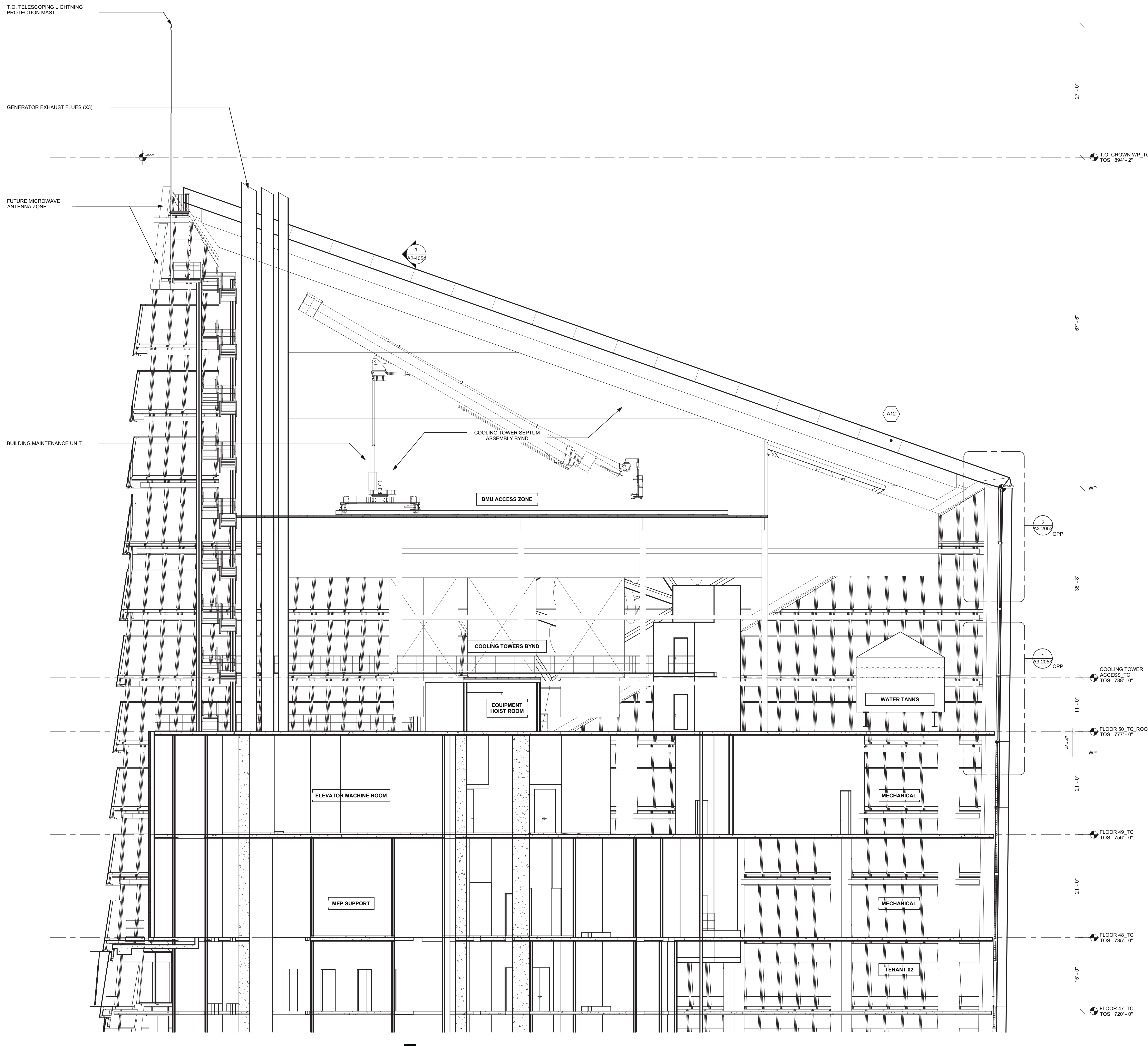
HYE-TC-A2-4051

PARTIAL SECTIONS  
AT ROOF

Project Name:  
A2-4051  
Project Number:  
A-223.00



F:\Users\p.j.pope\p1776\_Visual\Drawings\CAD\Sheet\TC\Code\_Permi\_Serv\Series\WTC-A2-4052.dwg Plotted by: Matt Gregory Plt Time: 3/21/2013 4:58 PM



1 PARTIAL SECTION  
SCALE: 1/8" = 1'-0"



## HUDSON YARDS - TOWER C

Address  
501 WEST 30TH STREET  
NEW YORK, NY



**Client**  
Related Companies  
60 Columbus Circle  
New York, NY 10023  
Tel: 212.801.1000 Fax: 212.801.1048

**Oxford Properties Group**  
320 Park Avenue, 17th Floor  
New York, NY 10022  
Tel: 212.986.7514 Fax: 212.986.7510

**Construction Manager**  
Tishman Construction Corporation  
100 Park Avenue, 5th Floor  
New York, NY 10017  
Tel: 212.708.5600

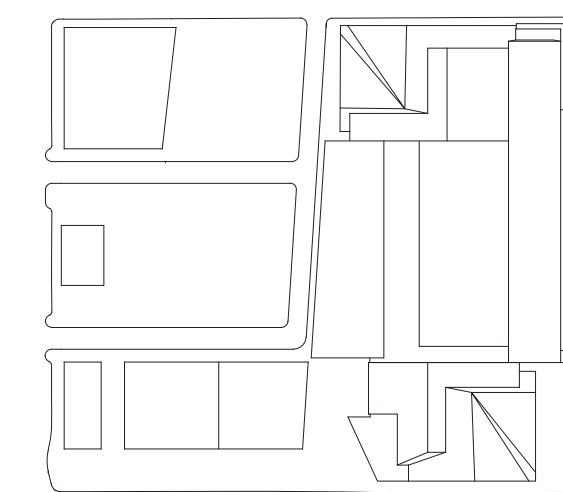
**Architect**  
Kohn Pedersen Fox Associates PC  
Architects & Planning Consultants  
11 West 42nd Street  
New York, NY 10036  
Tel: 212.977.6500 Fax: 212.956.2526

**Structural Engineer**  
Thornton Tomasetti, Inc.  
51 Madison Avenue  
New York, NY 10010  
Tel: 917.661.7800 Fax: 917.661.7801

**Mechanical, Electrical, Plumbing, Fire Protection**  
Jaros Baum & Bolles Consulting Engineers  
80 Pine Street  
New York, NY 10013  
Tel: 212.530.9300 Fax: 212.269.5894

1 D.O.B. BUILDING PERMIT FILING 03/22/2013  
No Issue Date

Key Plan



Date:  
03/22/2013  
Project No:  
1776.10  
Revision No:  
Sheet Number

HYE-TC-A2-4052

Drawing Title

PARTIAL SECTIONS  
AT ROOF

Drawing Number

A2-4052

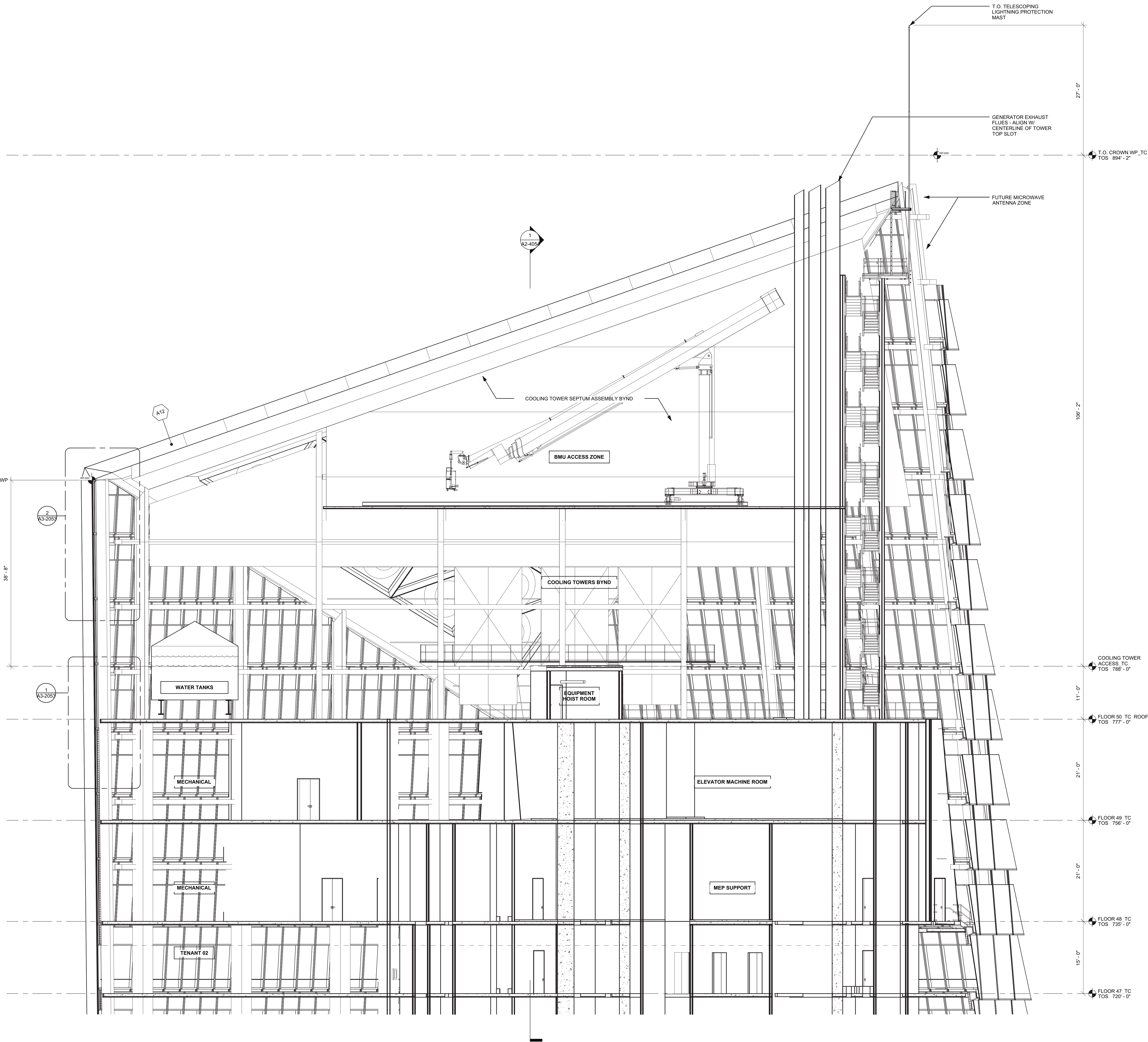
Revision Number

A-224.00

SHEET 93 OF 239



F:\Users\p.j.pope\p1776\_VestSite\KnsaDrawings\CAD\Sheet\TC00d\_Permi\_Serv\Series\WETC-A2-4053.dwg Plotted by: Matt Gregory Plot Time: 3/21/2013 4:58 PM




1 PARTIAL SECTION  
SCALE: 1/8" = 1'-0"

**Damian Titus**  
Buildings  
APPROVED  
Under Directive 2 of 1975  
Date/Time: Aug 15, 2013 - 10:17 AM  
NYC Development Hub

## HUDSON YARDS - TOWER C

Address  
501 WEST 30TH STREET  
NEW YORK, NY



**Client**  
Related Companies  
60 Columbus Circle  
New York, NY 10023  
Tel: 212.801.1000 Fax: 212.801.1048

**Oxford Properties Group**  
320 Park Avenue, 17th Floor  
New York, NY 10022  
Tel: 212.866.7514 Fax: 212.986.7510

**Construction Manager**  
Tishman Construction Corporation  
100 Park Avenue, 5th Floor  
New York, NY 10017  
Tel: 212.708.5600

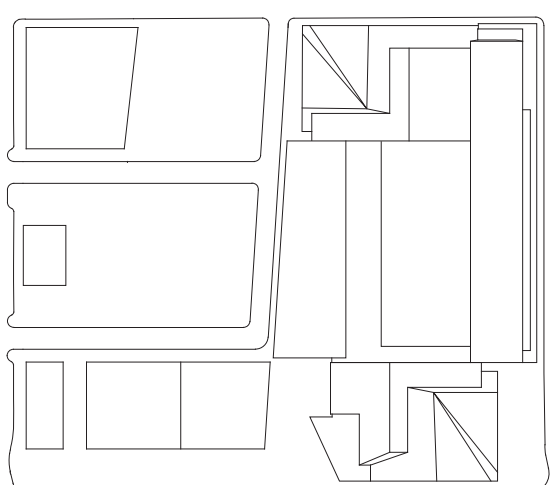
**Architect**  
Kohn Pedersen Fox Associates PC  
Architects & Planning Consultants  
11 West 42nd Street  
New York, NY 10036  
Tel: 212.977.6500 Fax: 212.956.2526

**Structural Engineer**  
Thornton Tomasetti, Inc.  
51 Madison Avenue  
New York, NY 10010  
Tel: 917.661.7800 Fax: 917.661.7801

**Mechanical, Electrical, Plumbing, Fire Protection**  
Jaros Baum & Bolles Consulting Engineers  
80 Pine Street  
New York, NY 10013  
Tel: 212.530.9300 Fax: 212.269.5894

1 D.O.B. BUILDING PERMIT FILING 03/22/2013  
Date Issue Date

Key Plan



Date:

03/22/2013

Project No:

1776.10

Drawn By:

Sheet Number

HYE-TC-A2-4053

Drawing Title

PARTIAL SECTIONS  
AT ROOF

Drawing Number

A2-4053

Project Drawing Number

A-225.00

SHEET 94 OF 239

© 2013 KOHN PEDERSEN FOX ASSOCIATES PC. All rights reserved.



HUDSON YARDS -  
TOWER C

Address  
501 WEST 30TH STREET  
NEW YORK, NY



Client  
Related Companies  
60 Columbus Circle  
New York, NY 10023  
Tel: 212.801.1000 Fax: 212.801.1048

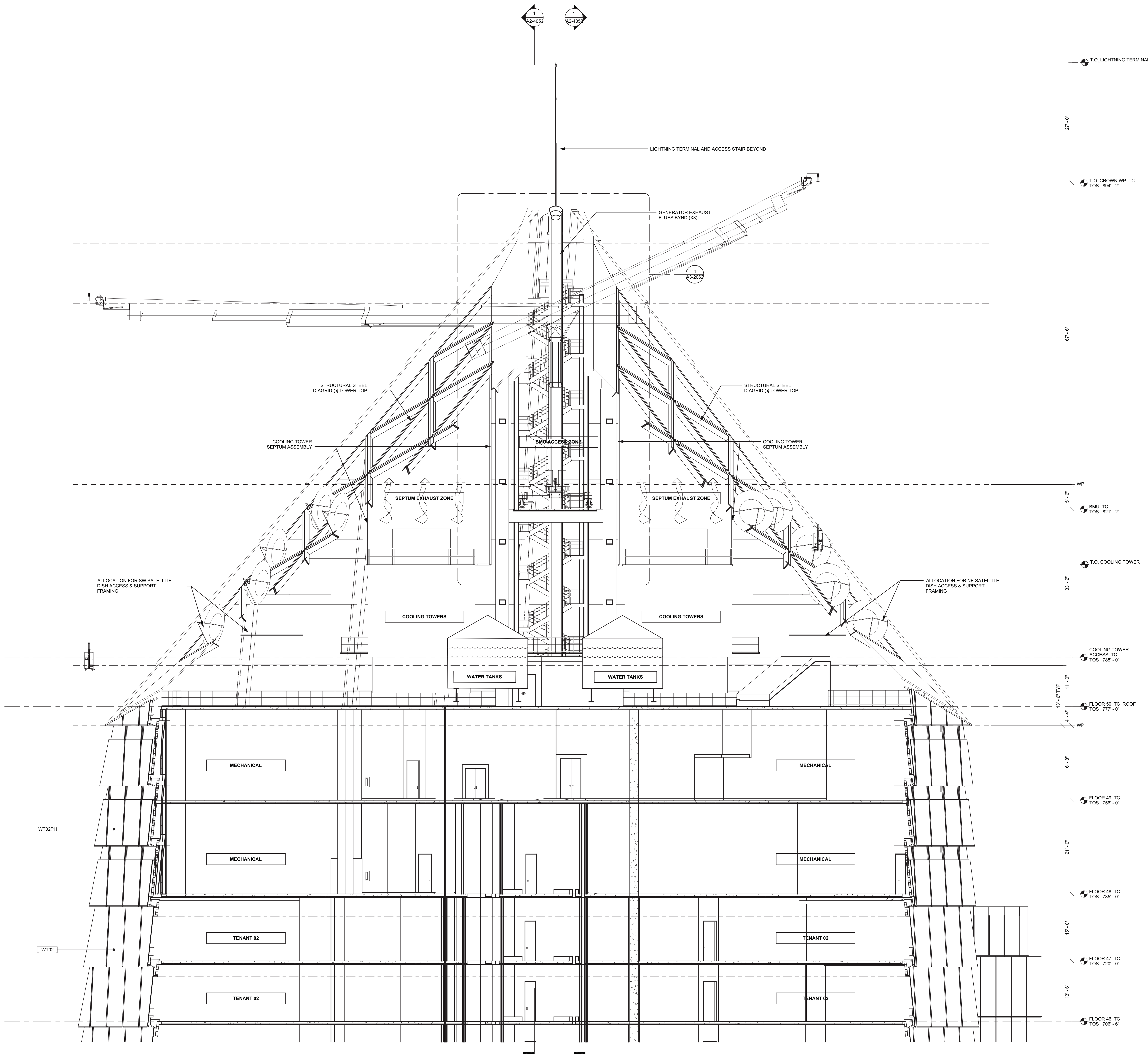
Oxford Properties Group  
320 Park Avenue, 17th Floor  
New York, NY 10022  
Tel: 212.986.7514 Fax: 212.986.7510

Construction Manager  
Tishman Construction Corporation  
100 Park Avenue, 5th Floor  
New York, NY 10017  
Tel: 212.708.5600

Architect  
Kohn Pedersen Fox Associates PC  
Architects & Planning Consultants  
11 West 42nd Street  
New York, NY 10036  
Tel: 212.977.6500 Fax: 917.661.7801

Structural Engineer  
Thornton Tomasetti, Inc.  
51 Madison Avenue  
New York, NY 10010  
Tel: 917.661.7800 Fax: 917.661.7801

Mechanical, Electrical, Plumbing, Fire Protection  
Jaros Baum & Bolles Consulting Engineers  
80 Pine Street  
New York, NY 10013  
Tel: 212.530.9300 Fax: 212.269.5894



1 SECTION LOOKING NW  
SCALE: 1/8" = 1'-0"

**Damian Titus**  
Buildings  
APPROVED  
Under Directive 2 of 1975  
Date/Time: Aug 15, 2013 - 10:17 AM  
NYC Development Hub

Date:  
03/22/2013  
Project No:  
1776.10  
Drawn By:  
Sheet Number

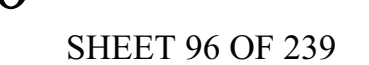

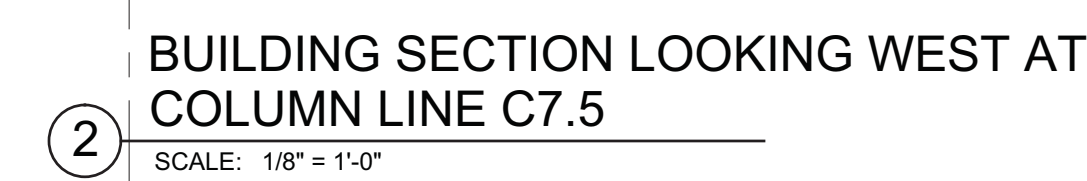
HYE-TC-A2-4054

PARTIAL SECTIONS  
AT ROOF

Drawing Number:  
A2-4054  
Architect/Engineer/Owner

A-226.00







HUDSON YARDS -  
TOWER C

Address  
501 WEST 30TH STREET  
NEW YORK, NY

Client  
Related Companies  
60 Columbus Circle  
New York, NY 10023  
Tel: 212.801.1000 Fax: 212.801.1048

Oxford Properties Group  
320 Park Avenue, 17th Floor  
New York, NY 10022  
Tel: 212.986.7514 Fax: 212.986.7510

Construction Manager  
Tishman Construction Corporation  
100 Park Avenue, 5th Floor  
New York, NY 10017  
Tel: 212.708.5000

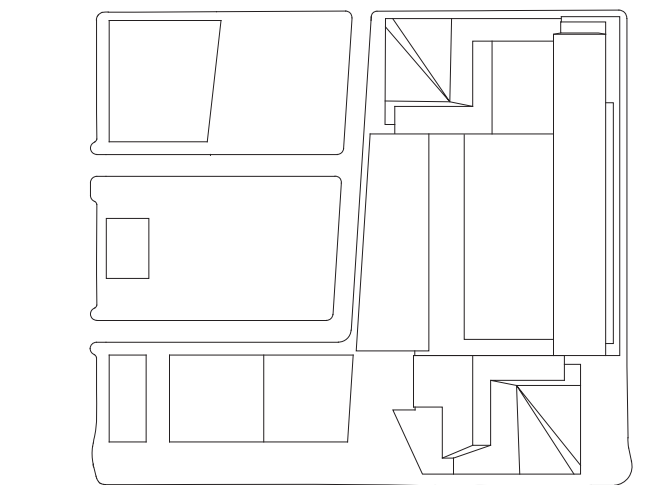
Architect  
Kohn Pedersen Fox Associates PC  
Architects & Planning Consultants  
11 West 42nd Street  
New York, NY 10036  
Tel: 212.977.6500 Fax: 212.956.2526

Structural Engineer  
Thornton Tomasetti, Inc.  
51 Madison Avenue  
New York, NY 10010  
Tel: 917.661.7800 Fax: 917.661.7801

Mechanical, Electrical, Plumbing, Fire Protection  
Jaros Baum & Bolles Consulting Engineers  
80 Pine Street  
New York, NY 10013  
Tel: 212.530.9300 Fax: 212.269.5894

1	D.O.B. BUILDING PERMIT FILING	03/22/2013
By	Issue	Date

Key Plan

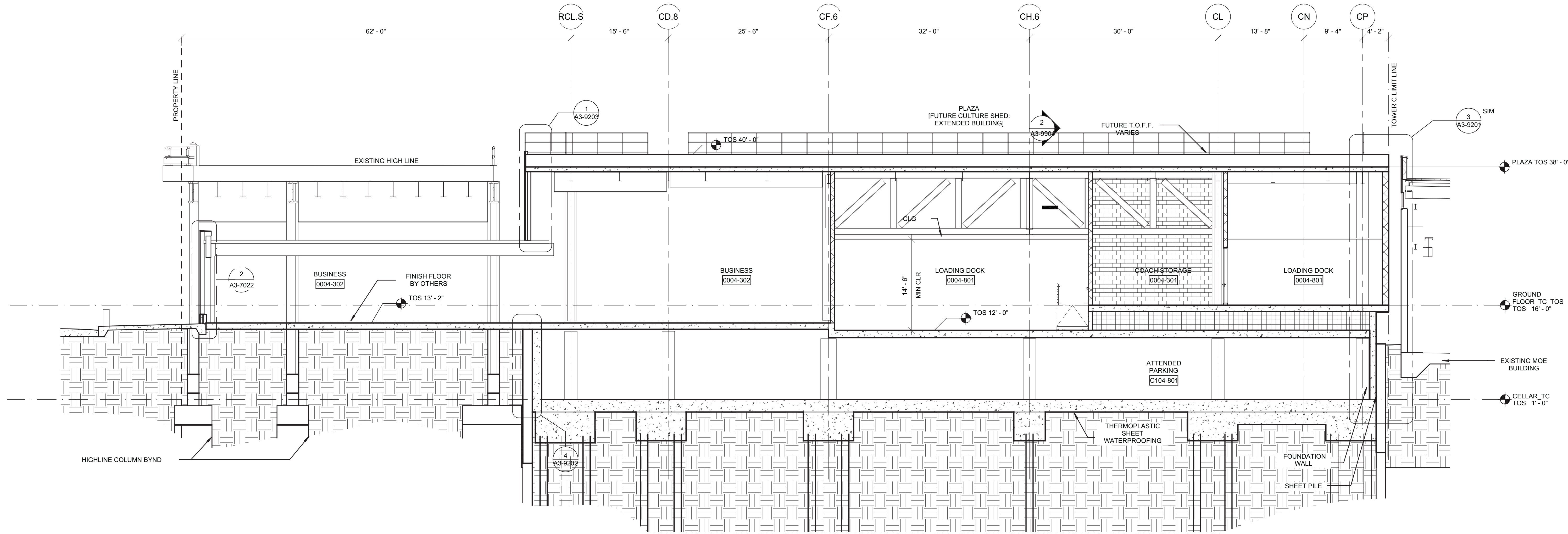


Date:  
03/22/2013  
Project No:  
1776.10  
Drawn By:  
Sheet Number:  
Drawing Title:  
HYE-TC-A2-9102

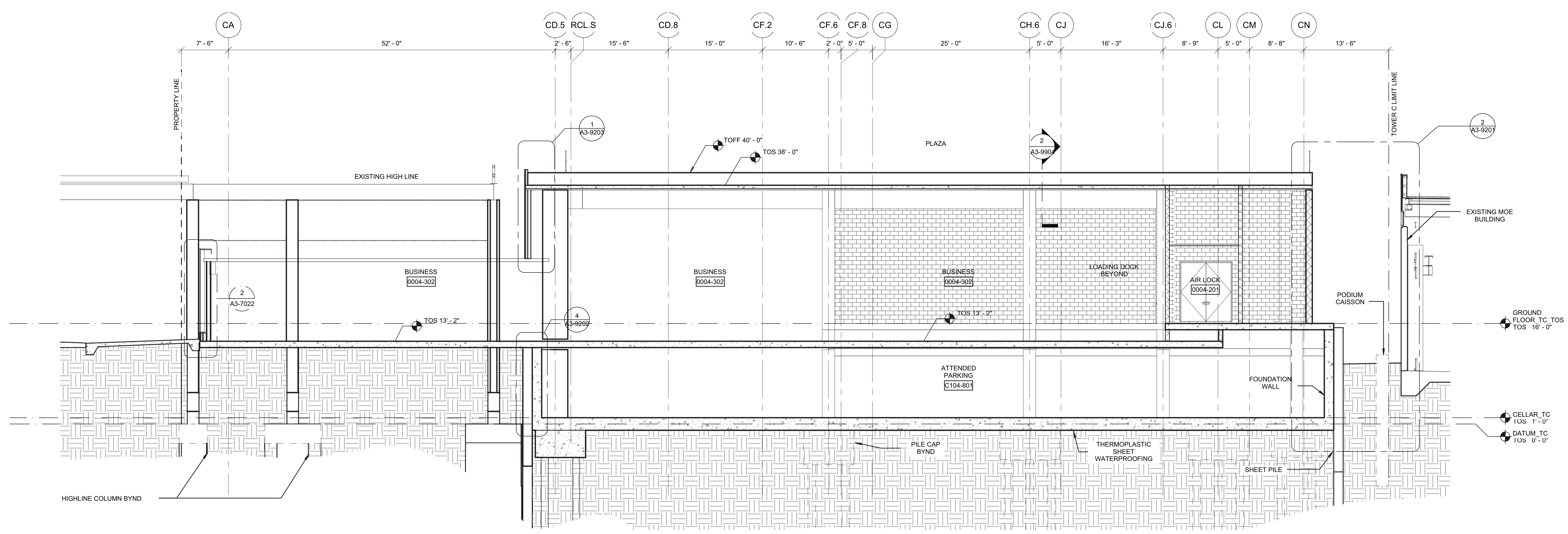
TERRA FIRMA  
PARTIAL BUILDING  
SECTIONS

Project Number:  
A2-9102  
Project Drawing Number:  
A-228.00

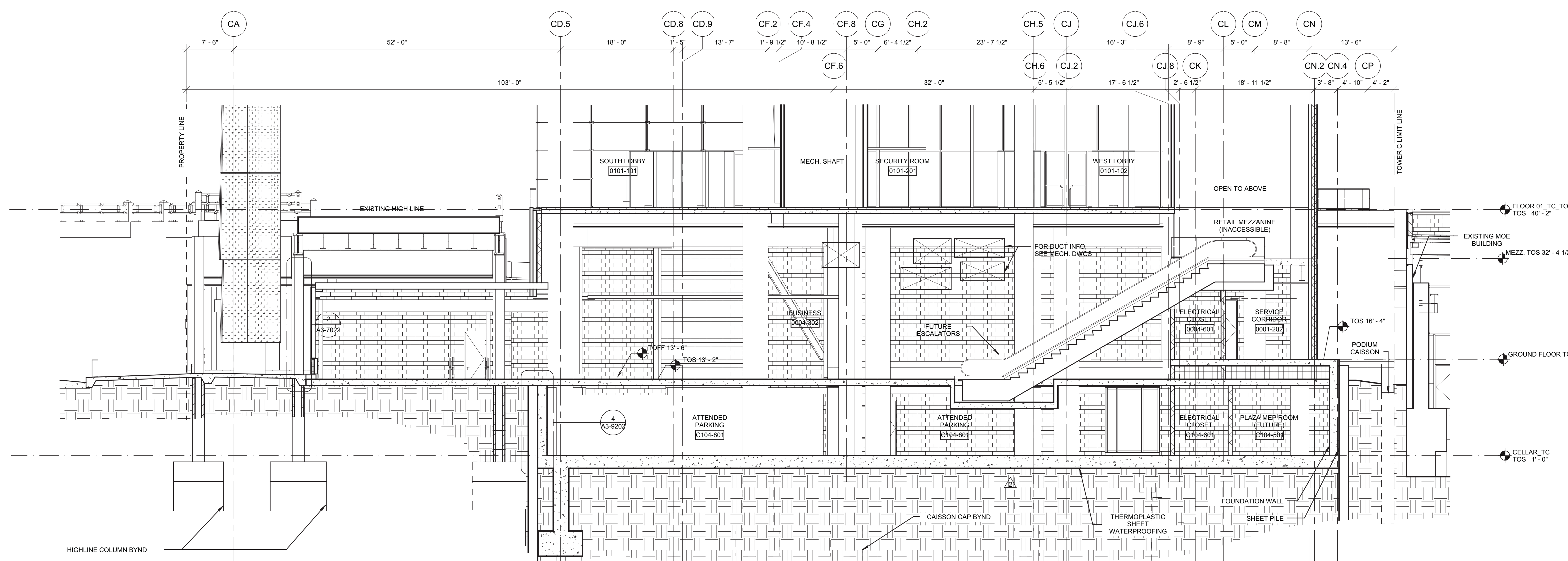
SHEET 97 OF 239



BUILDING SECTION LOOKING WEST AT  
COLUMN LINE C34  
SCALE: 1/8" = 1'-0"



BUILDING SECTION LOOKING WEST AT  
COLUMN LINE C27  
SCALE: 1/8" = 1'-0"



PARTIAL BUILDING SECTION LOOKING WEST  
AT COLUMN LINE C14  
SCALE: 1/8" = 1'-0"

**Damian Titus**  
Buildings  
APPROVED  
Date/Time: Aug 15, 2013 - 10:17 AM  
NYC Development Hub



HUDSON YARDS -  
TOWER C

Address  
501 WEST 30TH STREET  
NEW YORK, NY



Client  
Related Companies  
60 Columbus Circle  
New York, NY 10023  
Tel: 212.801.1000 Fax: 212.801.1048

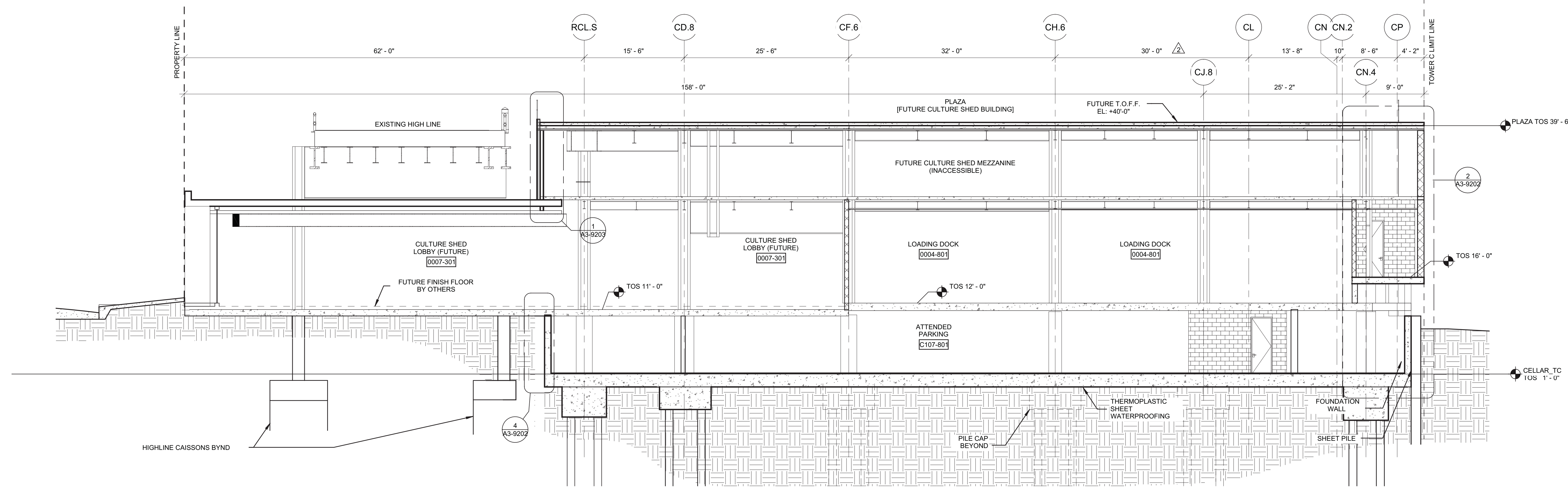
Oxford Properties Group  
320 Park Avenue, 17th Floor  
New York, NY 10022  
Tel: 212.986.7514 Fax: 212.986.7510

Construction Manager  
Tishman Construction Corporation  
100 Park Avenue, 5th Floor  
New York, NY 10017  
Tel: 212.708.5000

Architect  
Kohn Pedersen Fox Associates PC  
Architects & Planning Consultants  
11 West 42nd Street  
New York, NY 10036  
Tel: 212.977.6500 Fax: 212.956.2526

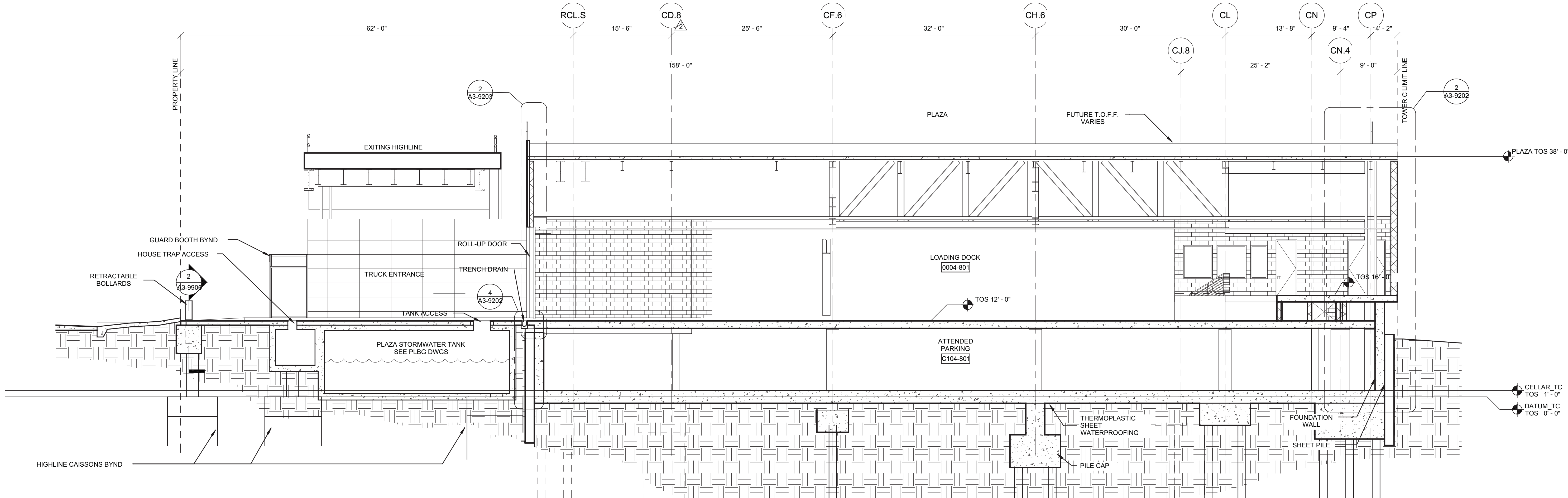
Structural Engineer  
Thornton Tomasetti, Inc.  
51 Madison Avenue  
New York, NY 10010  
Tel: 917.661.7800 Fax: 917.661.7801

Mechanical, Electrical, Plumbing, Fire Protection  
Jaros Baum & Bolles Consulting Engineers  
80 Pine Street  
New York, NY 10013  
Tel: 212.530.9300 Fax: 212.269.5894



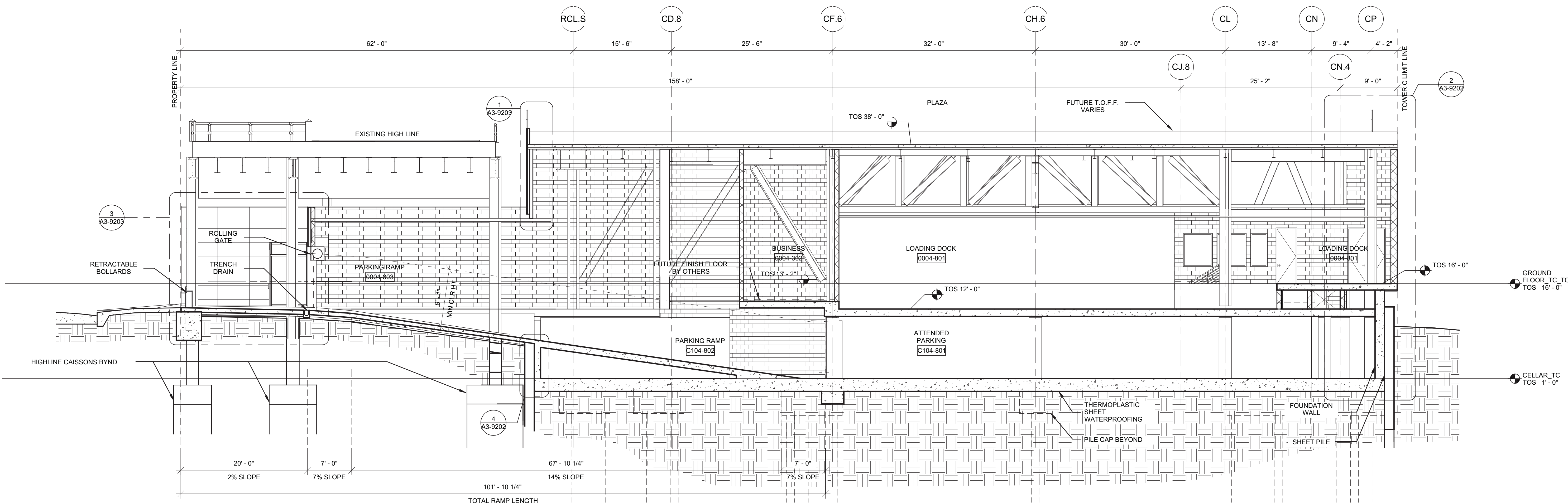
BUILDING SECTIONIS LOOKING WEST AT  
COLUMN LINE C49

SCALE: 1/8" = 1'-0"



BUILDING SECTIONIS LOOKING WEST AT  
COLUMN LINE C43.5

SCALE: 1/8" = 1'-0"



BUILDING SECTIONIS LOOKING WEST AT  
COLUMN LINE C41

SCALE: 1/8" = 1'-0"

Damian Titus

APPROVED  
Under Directive 2 of 1975

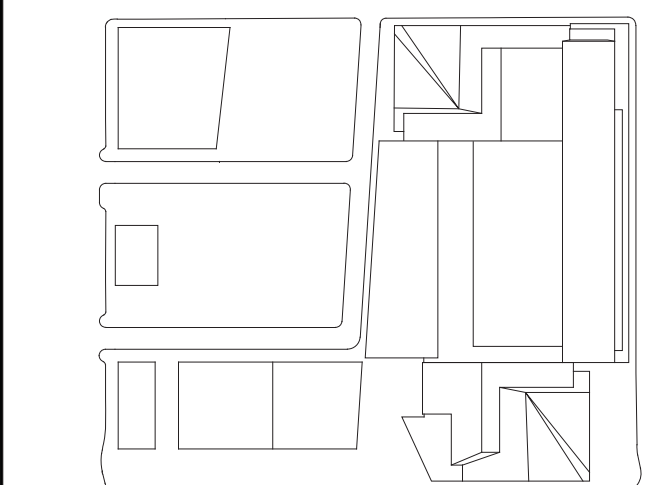
Date/Time: Aug 15, 2013 - 10:17 AM

NYC Development Hub

1 D.O.B. BUILDING PERMIT FILING 03/22/2013

By: Date: Date:

Key Plan



Date:

03/22/2013

Project No:

1776.10

Drawn By:

Sheet Number:

HYE-TC-A2-9103

Issued Title:

TERRA FIRMA  
PARTIAL BUILDING  
SECTIONS

Project Name:

A2-9103

Project Number:

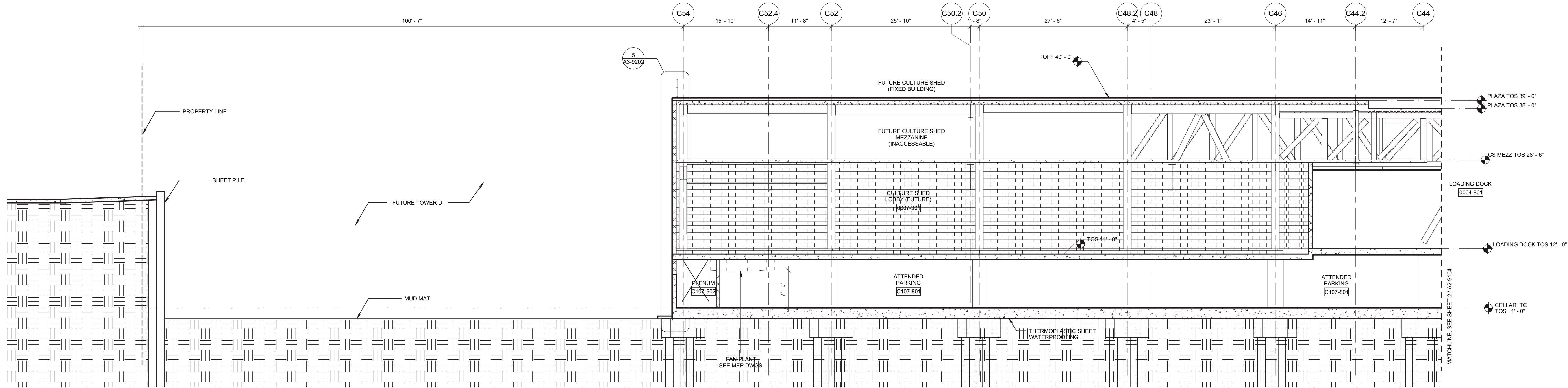
A-229.00

SHEET 98 OF 239

© 2013 KOHN PEDERSEN FOX ASSOCIATES PC. All rights reserved.

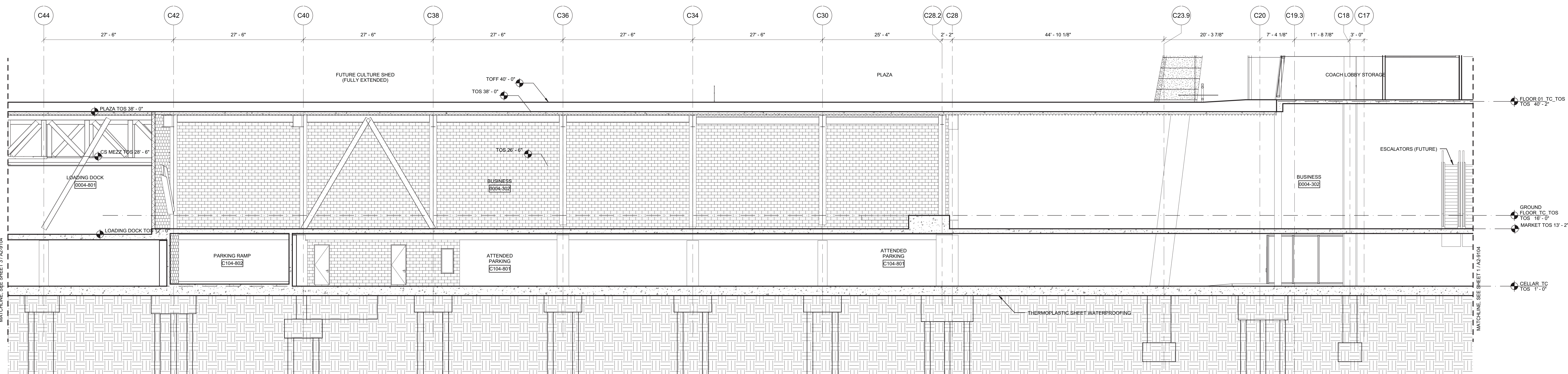


Filename: P:\projects\1776\_WestSideKensalDrawings\CAD\Sheet\Code\_Perm\_Serv\_Sales\HYE-TC-A2-9104.dwg Plotted by: Matt Gregory Plot Time: 3/21/2013 4:08 PM



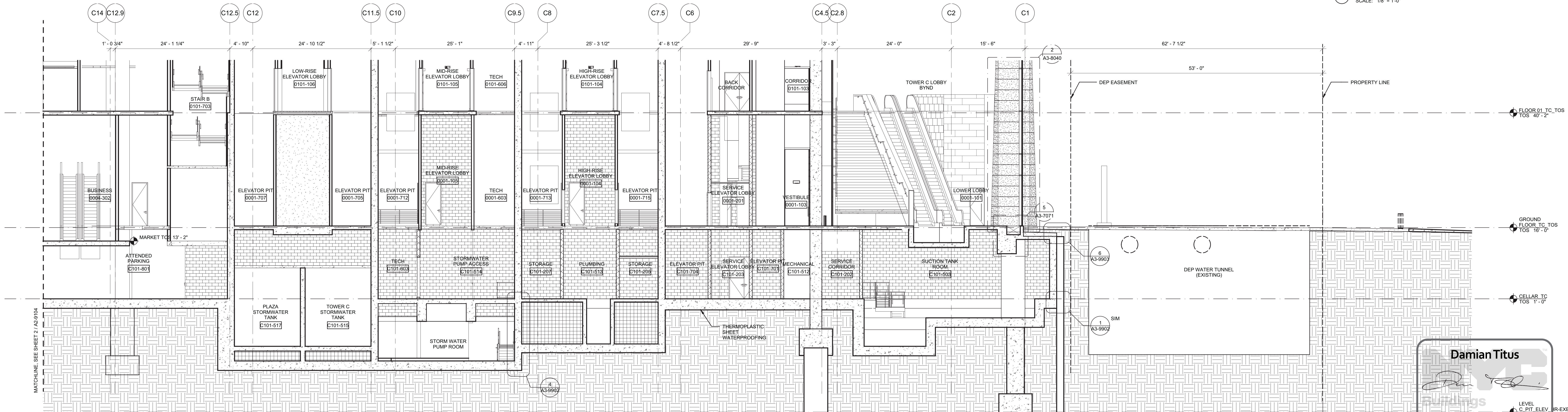
PARTIAL BUILDING SECTION NORTH AT  
COLUMN LINE CF.4 SECTOR 7

SCALE: 1/8" = 1'-0"



PARTIAL BUILDING SECTION NORTH AT  
COLUMN LINE CF.4 SECTOR 4

SCALE: 1/8" = 1'-0"



PARTIAL BUILDING SECTION NORTH AT  
COLUMN LINE CF.4 SECTOR 1

SCALE: 1/8" = 1'-0"

**Damian Titus**  
Architect  
1776.10  
HYE-TC-A2-9104  
Date/Time: Aug 15, 2013 - 10:17 AM  
NYC Development Hub

# HUDSON YARDS - TOWER C

Address  
501 WEST 30TH STREET  
NEW YORK, NY



Client  
Related Companies  
60 Columbus Circle  
New York, NY 10023  
Tel: 212.801.1000 Fax: 212.801.1048

Oxford Properties Group  
320 Park Avenue, 17th Floor  
New York, NY 10022  
Tel: 212.986.7514 Fax: 212.986.7510

Construction Manager  
Tishman Construction Corporation  
100 Park Avenue, 5th Floor  
New York, NY 10017  
Tel: 212.708.5000

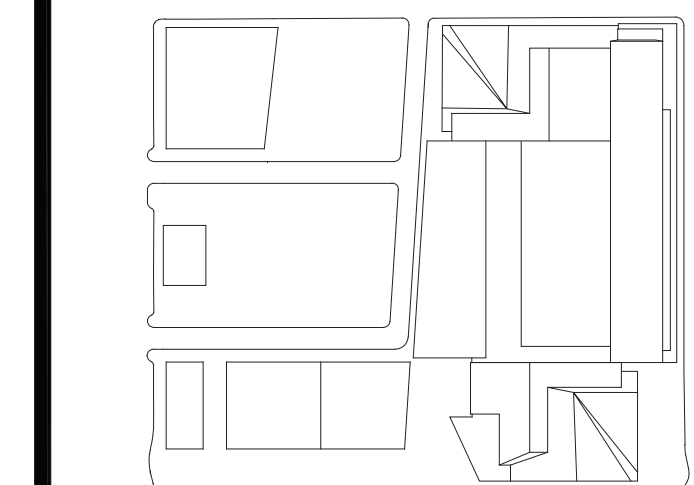
Architect  
Kohn Pedersen Fox Associates PC  
Architects & Planning Consultants  
11 West 42nd Street  
New York, NY 10036  
Tel: 212.977.6500 Fax: 212.956.2526

Structural Engineer  
Thornton Tomasetti, Inc.  
51 Madison Avenue  
New York, NY 10010  
Tel: 917.661.7800 Fax: 917.661.7801

Mechanical, Electrical, Plumbing, Fire Protection  
Jaros Baum & Bolles Consulting Engineers  
80 Pine Street  
New York, NY 10013  
Tel: 212.530.9300 Fax: 212.269.5894

1 D.O.B. BUILDING PERMIT FILING 03/22/2013

Any Plans



HYE-TC-A2-9104

TERRA FIRMA  
PARTIAL BUILDING  
SECTIONS

Project Number  
A2-9104

Project Name  
A-230.00

SHEET 99 OF 239





Client  
Related Companies  
60 Columbus Circle  
New York, NY 10023  
Tel: 212.801.1000 Fax: 212.801.1048

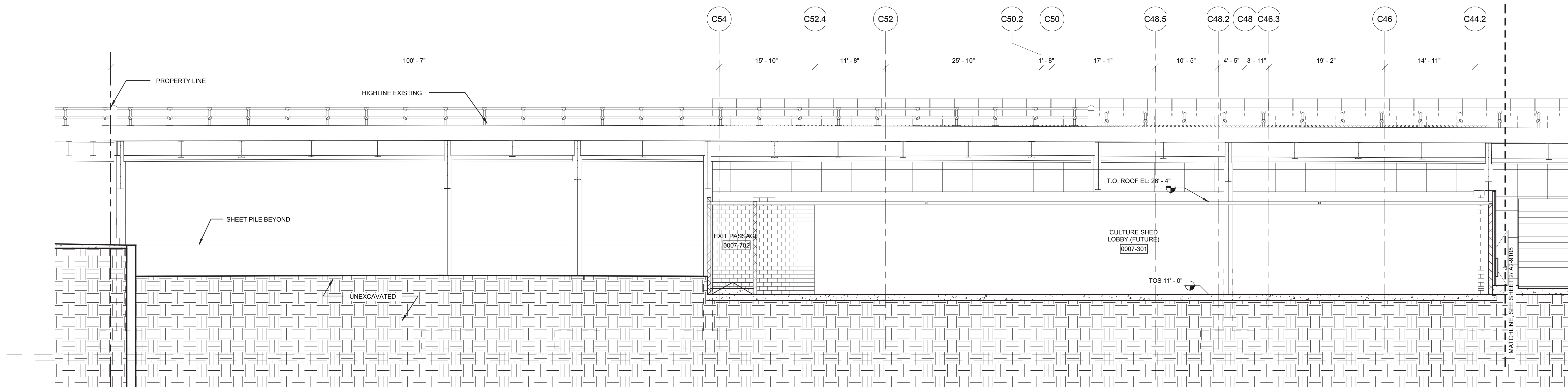
Oxford Properties Group  
320 Park Avenue, 17th Floor  
New York, NY 10022  
Tel: 212.866.7514 Fax: 212.866.7510

Construction Manager  
Tishman Construction Corporation  
100 Park Avenue, 5th Floor  
New York, NY 10017  
Tel: 212.708.5000

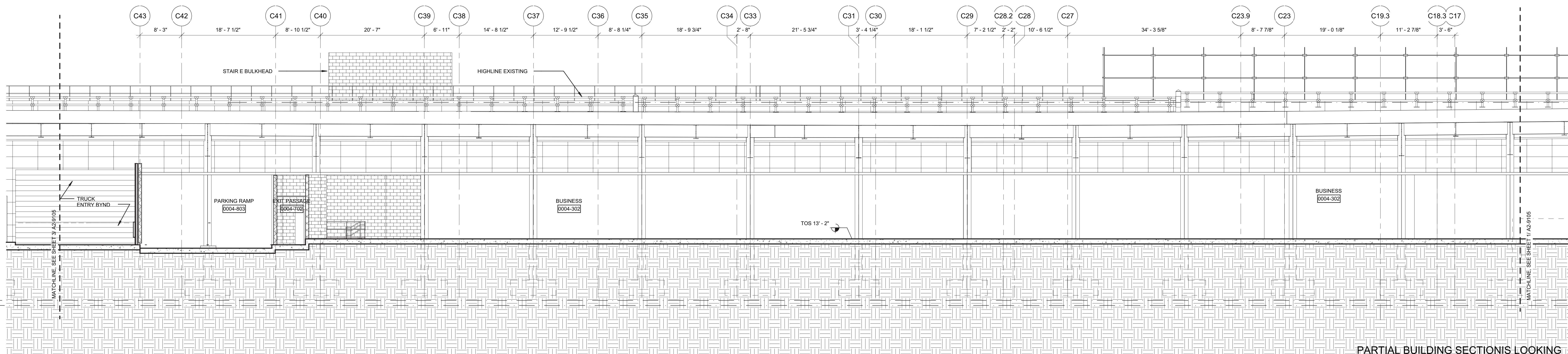
Architect  
Kohn Pedersen Fox Associates PC  
Architects & Planning Consultants  
11 West 42nd Street  
New York, NY 10036  
Tel: 212.977.6500 Fax: 212.956.2526

Structural Engineer  
Thornton Tomasetti, Inc.  
51 Madison Avenue  
New York, NY 10010  
Tel: 917.661.7800 Fax: 917.661.7801

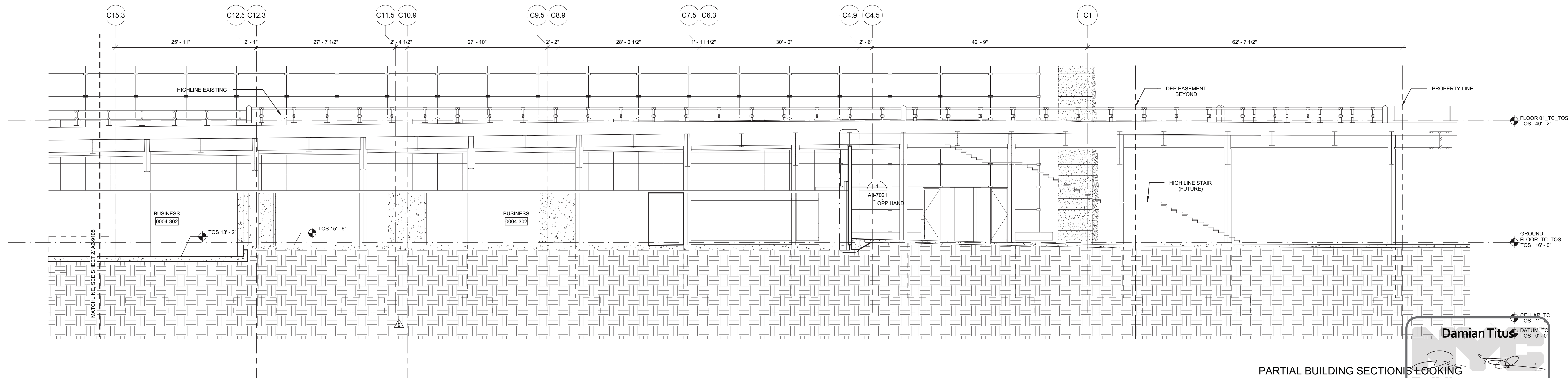
Mechanical, Electrical, Plumbing, Fire Protection  
Jaros Baum & Bolles Consulting Engineers  
80 Pine Street  
New York, NY 10013  
Tel: 212.530.9300 Fax: 212.269.5894



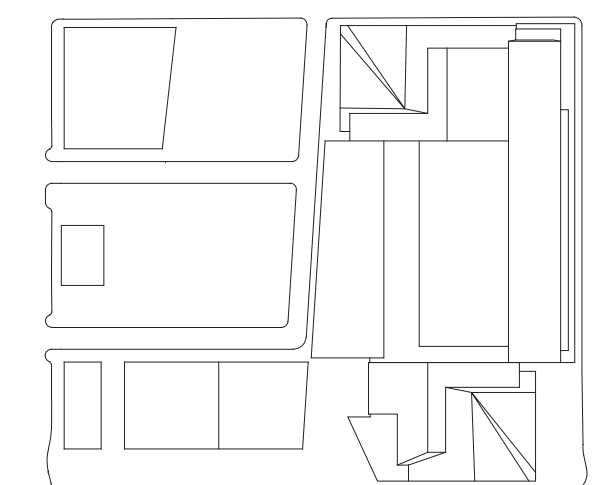
PARTIAL BUILDING SECTIONIS LOOKING  
NORTH ALONG 33RD STREET SECTOR 7  
SCALE: 1/8" = 1'-0"



PARTIAL BUILDING SECTIONIS LOOKING  
NORTH ALONG 33RD STREET SECTOR 4  
SCALE: 1/8" = 1'-0"



PARTIAL BUILDING SECTIONIS LOOKING  
NORTH ALONG 33RD STREET SECTOR 1  
SCALE: 1/8" = 1'-0"



Date:

03/22/2013

Project No:

1776.10

Drawn By:

Sheet Number:

HYE-TC-A2-9105

Drawing Title:

TERRA FIRMA  
PARTIAL BUILDING  
SECTIONS

Project Name:

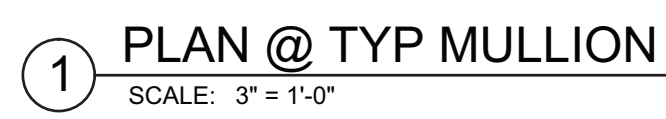
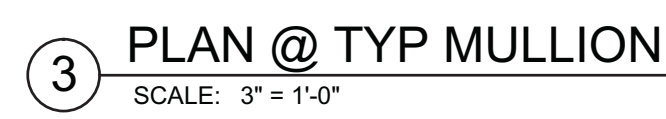
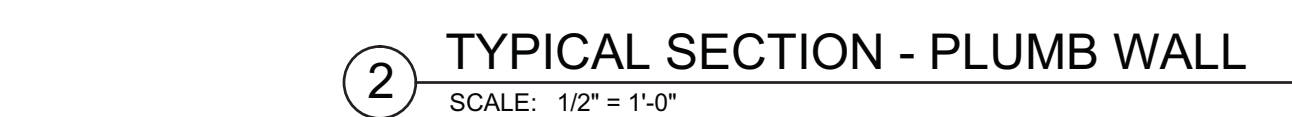
A2-9105

Architect/Engineer/Designer:

A-231.00



*Mechanical, Electrical, Plumbing, Fire Protection*  
Jaros Baum & Bolles Consulting Engineers  
80 Pine Street  
New York, NY 10013  
Tel: 212.530.9300 Fax: 212.269.5894



A-300.00


SHEET 101 OF 239

© 2013 KOHN PEDERSEN FOX ASSOCIATES PC. All rights reserved.

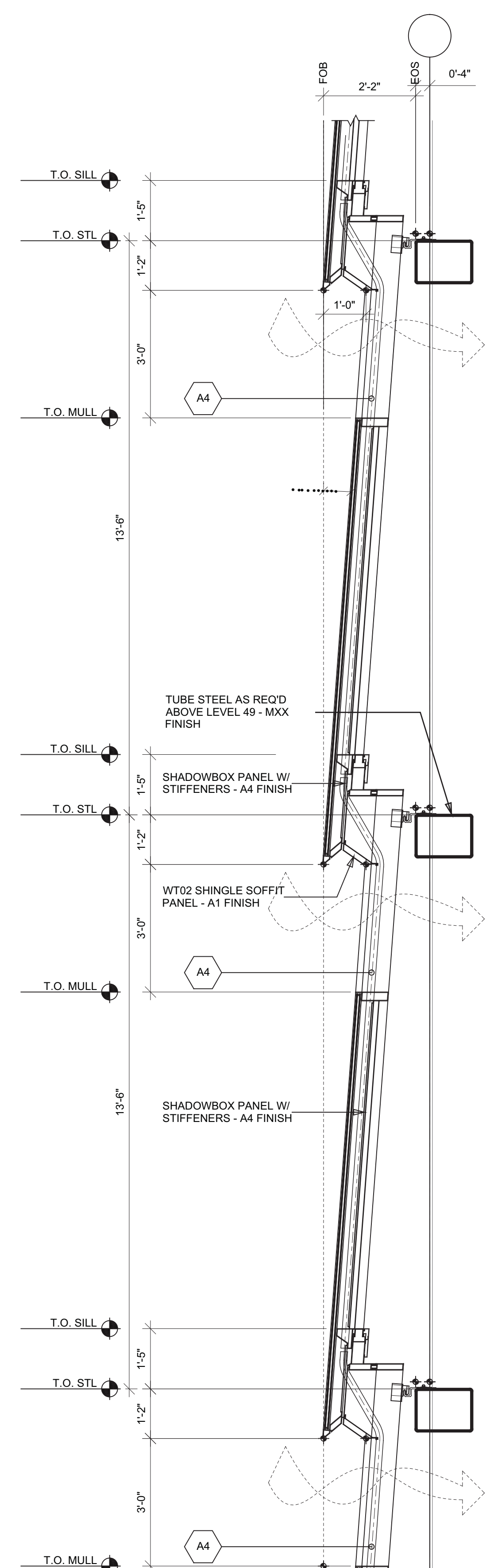








SHEET 103 OF 239

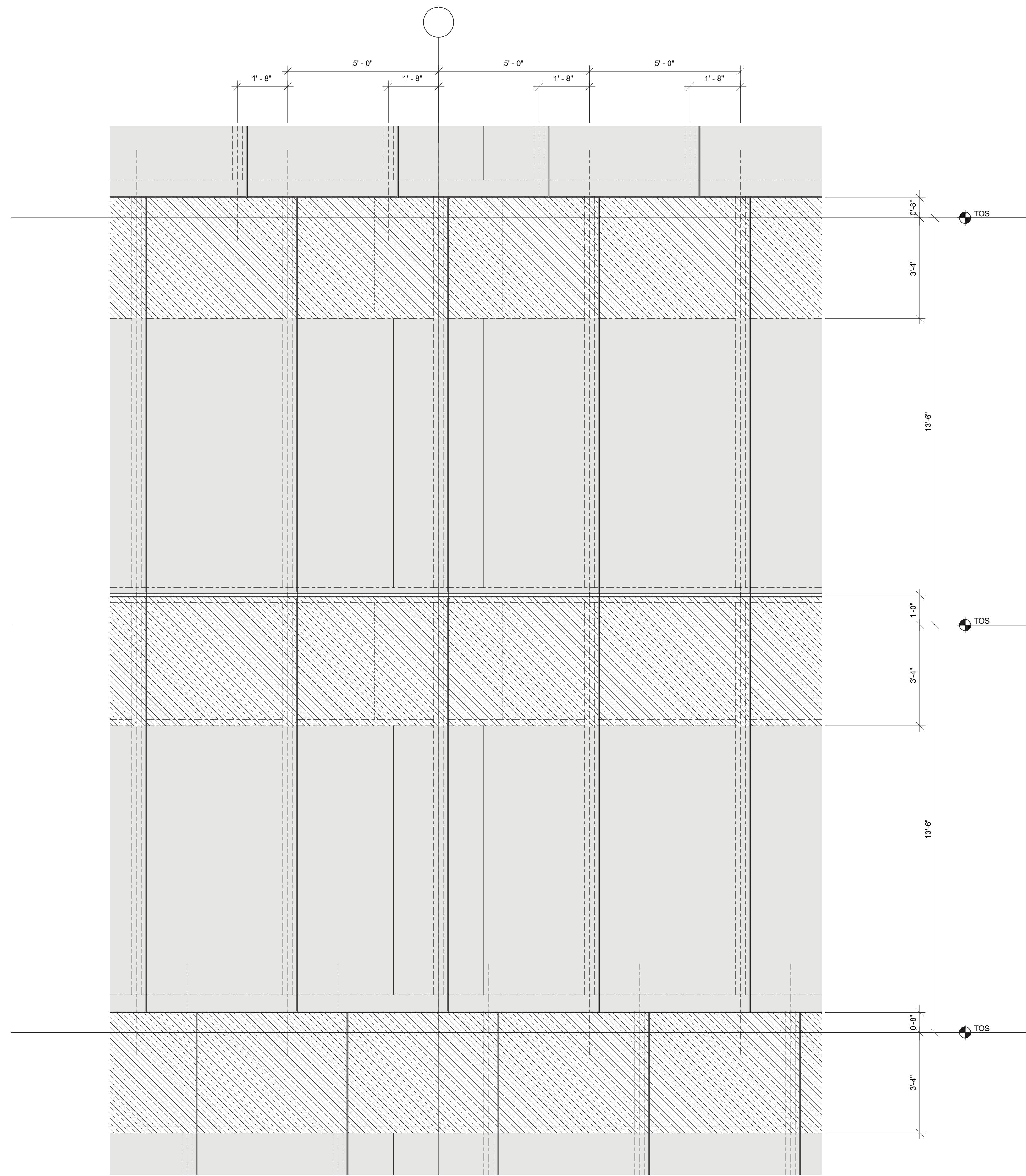


1 TYPICAL SECTION AT VERTICAL WALL  
SCALE: 1/2" = 1'-0"

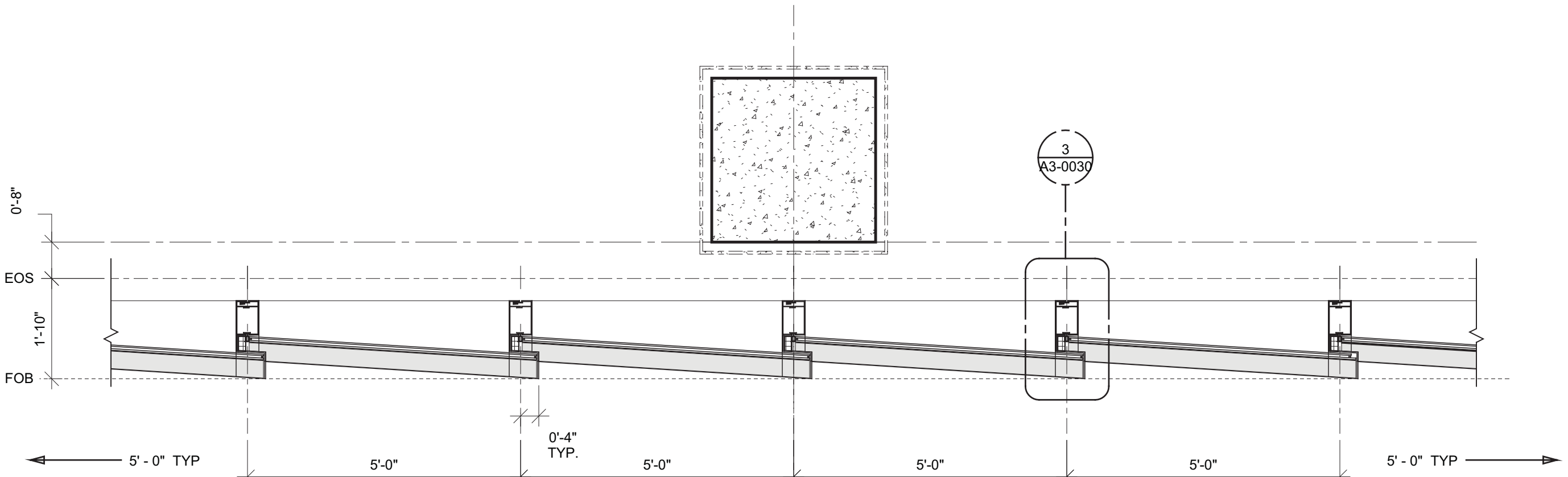
4 PARTIAL PLAN  
SCALE: 1/2" = 1'-0"



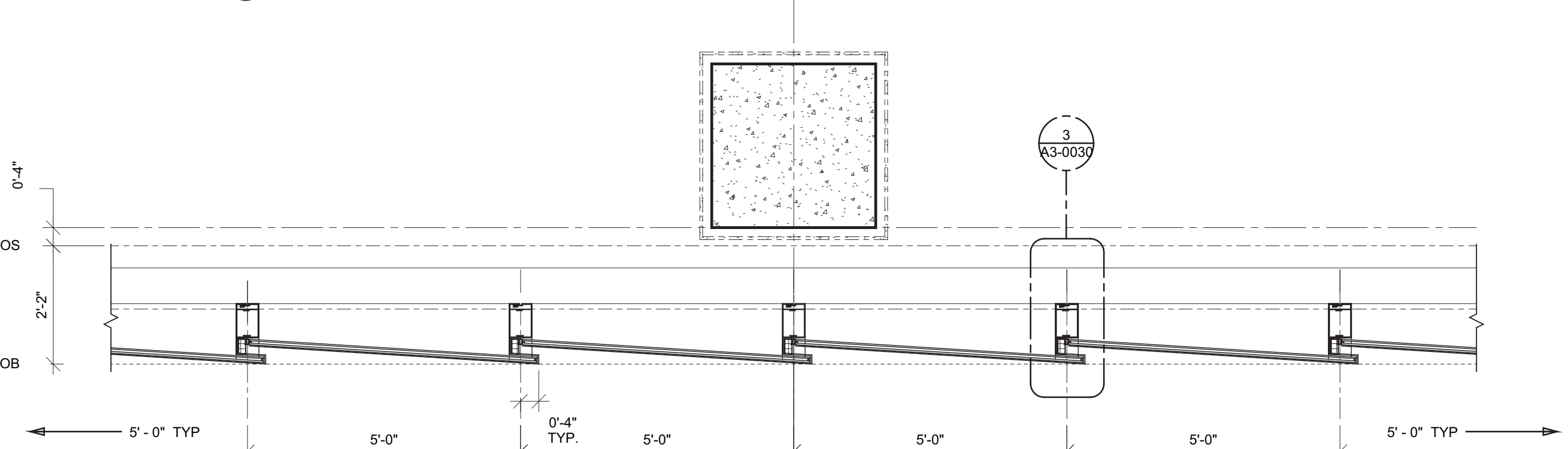
Filename: P:\Projects\1776\_WestSideYardsDrawings\CAD\Sheet\TC03-A3-030.dwg Plotted by: Matt Gregory Plot Time: 3/21/2013 4:40 PM



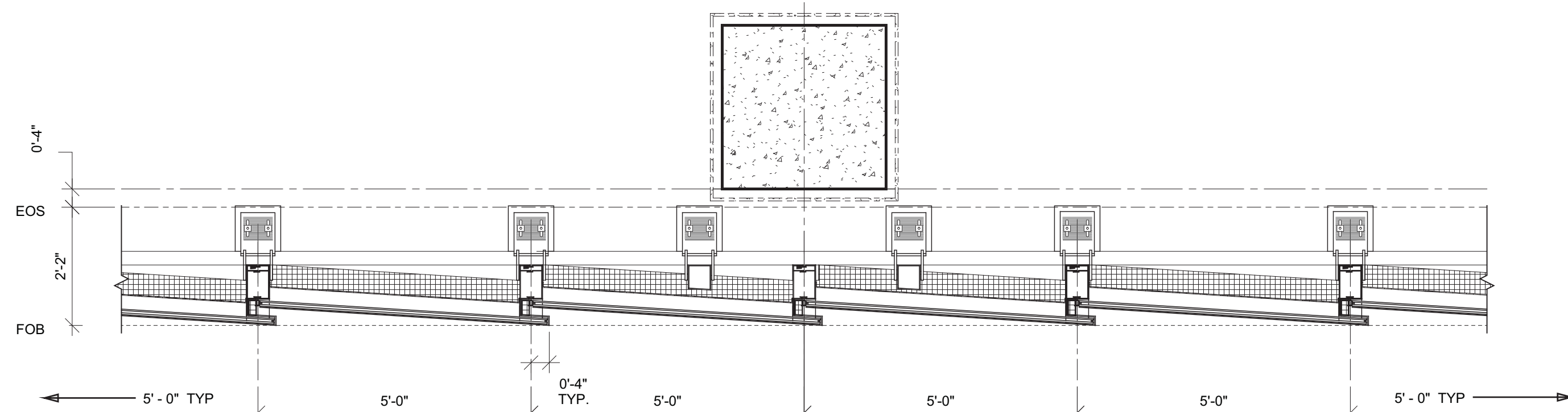
9 TYPICAL ELEVATION  
SCALE: 1/2" = 1'-0"



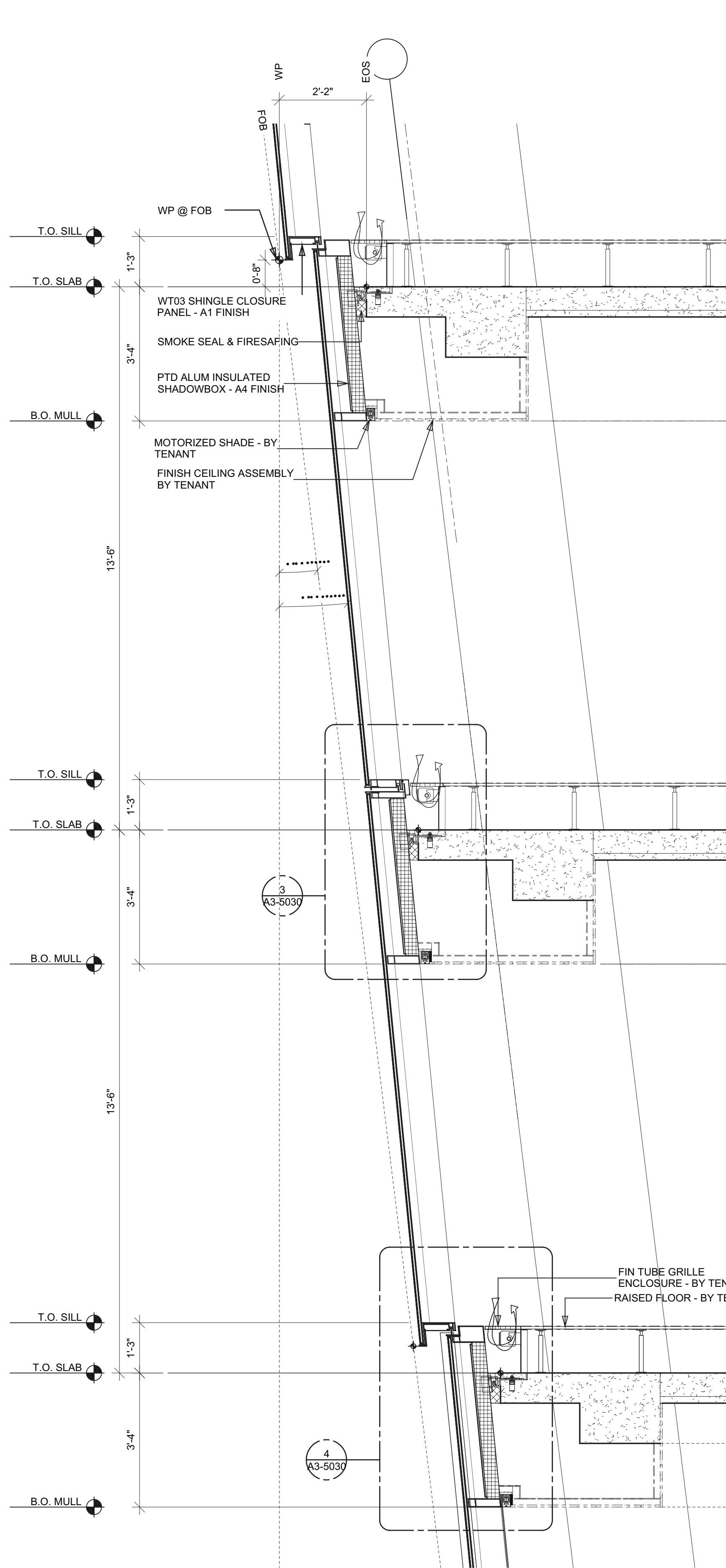
8 TYPICAL PLANS TOP OF INT. MULLION  
SCALE: 1/2" = 1'-0"



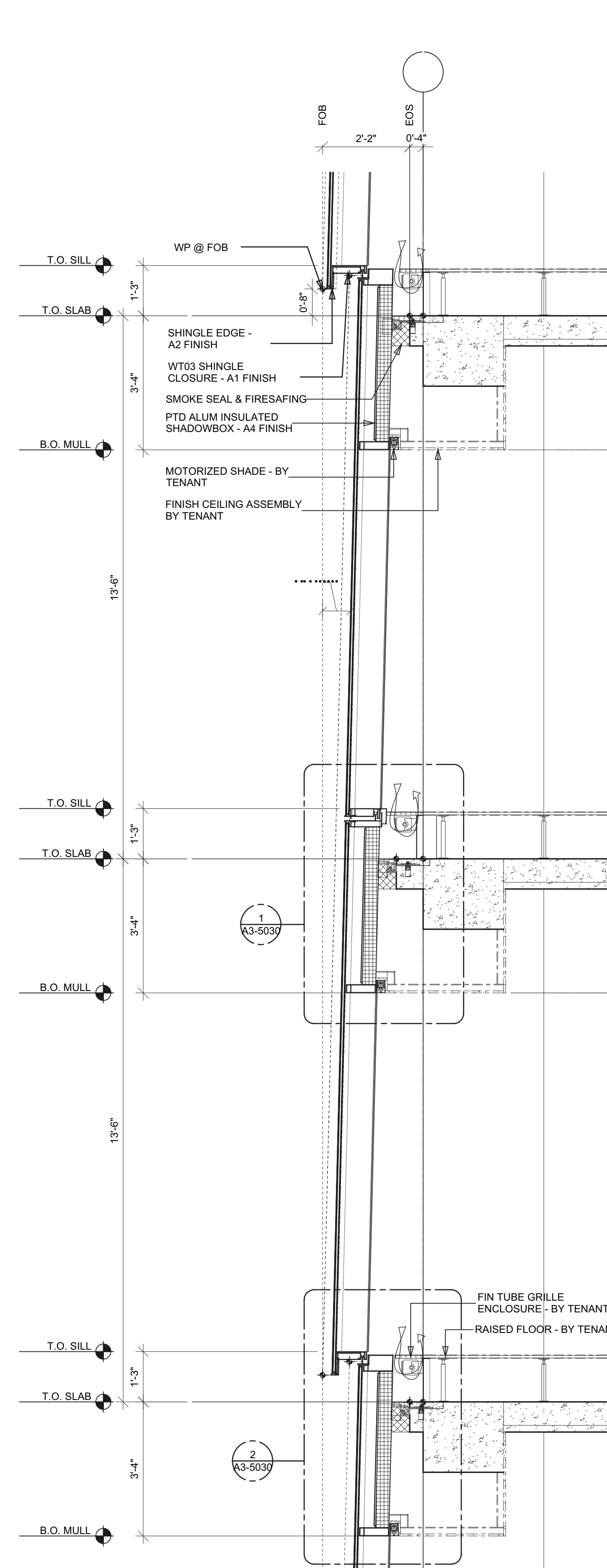
7 TYPICAL PLANS TOP OF MULLION  
SCALE: 1/2" = 1'-0"



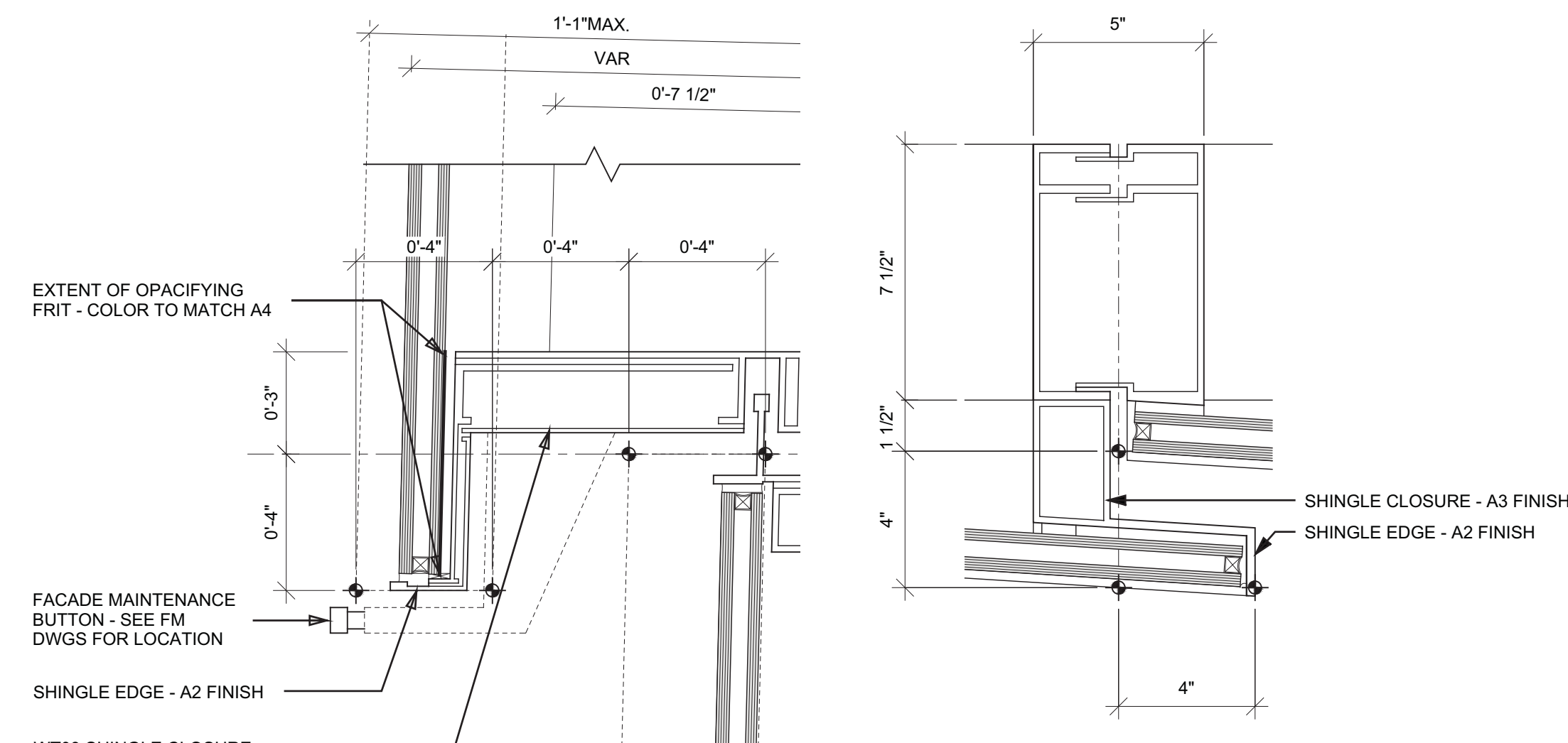
6 TYPICAL PLANS TOP OF MULLION  
SCALE: 1/2" = 1'-0"



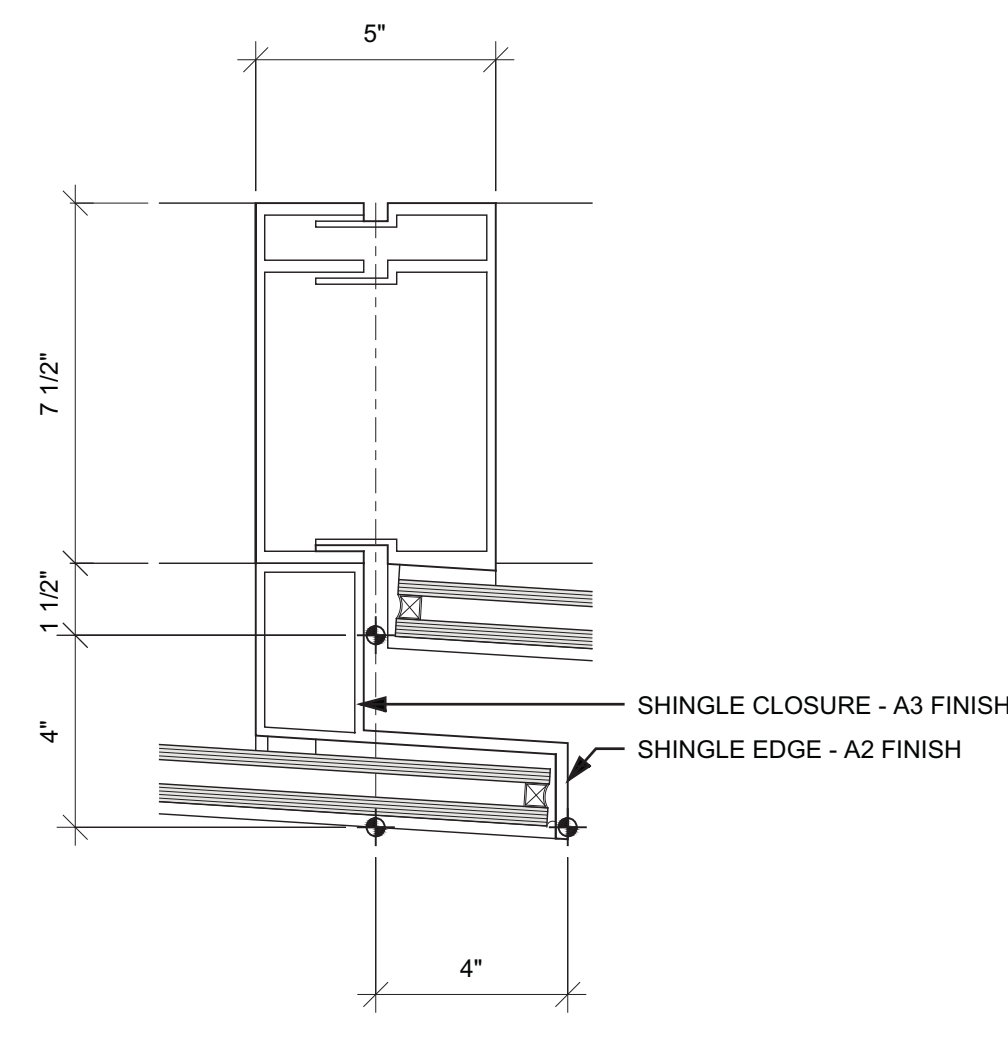
5 TYPICAL SECTION AT NEGATIVE INCLINE  
SCALE: 1/2" = 1'-0"



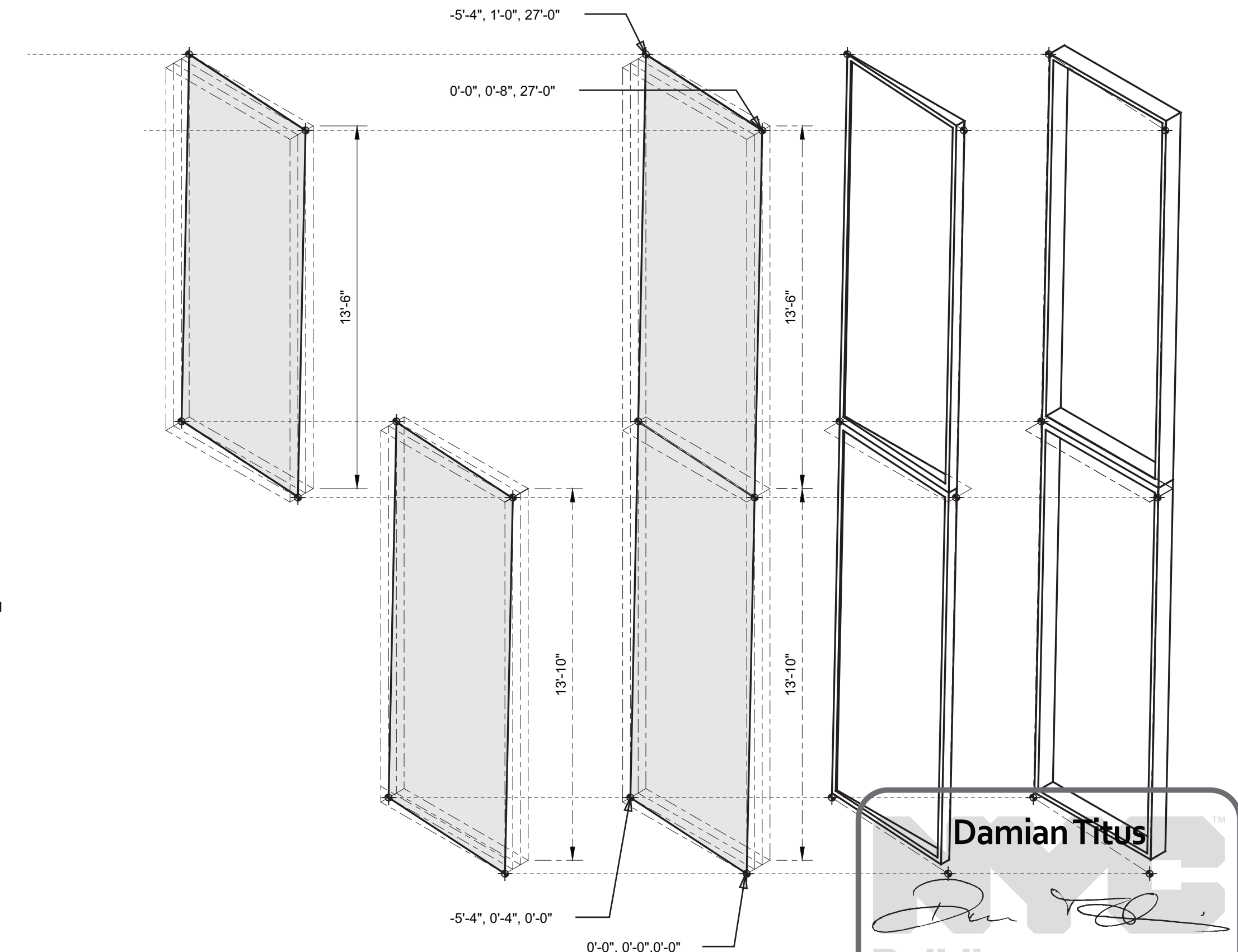
2 TYPICAL SECTION VERTICAL  
SCALE: 1/2" = 1'-0"



4 SECTION DETAIL  
SCALE: 3" = 1'-0"



3 PLAN DETAIL  
SCALE: 3" = 1'-0"



\* NOTE: WP @ 0.0, 0.0 DEFINED AS 0'-8" ABOVE T.O.S.  
0'-4" HORIZONTAL OFFSET FROM MULLION CL

1 GEOMETRY AXONOMETRIC  
SCALE: 1/4" = 1'-0"

## HUDSON YARDS - TOWER C

Address  
501 WEST 30TH STREET  
NEW YORK, NY



Client  
Related Companies  
60 Columbus Circle  
New York, NY 10023  
Tel: 212.801.1000 Fax: 212.801.1048

Oxford Properties Group  
320 Park Avenue, 17th Floor  
New York, NY 10022  
Tel: 212.986.7514 Fax: 212.986.7510

Construction Manager  
Tishman Construction Corporation  
100 Park Avenue, 5th Floor  
New York, NY 10017  
Tel: 212.708.5000

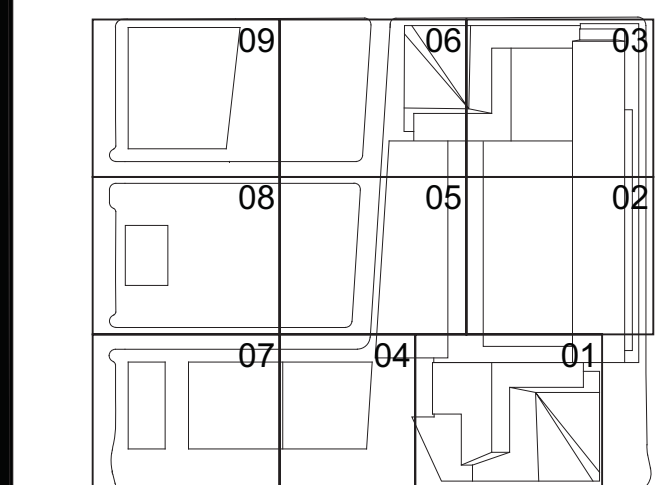
Architect  
Kohn Pedersen Fox Associates PC  
Architects & Planning Consultants  
11 West 42nd Street  
New York, NY 10036  
Tel: 212.977.6500 Fax: 212.956.2526

Structural Engineer  
Thornton Tomasetti, Inc.  
51 Madison Avenue  
New York, NY 10010  
Tel: 917.661.7800 Fax: 917.661.7801

Mechanical, Electrical, Plumbing, Fire Protection  
Jaros Baum & Bolles Consulting Engineers  
80 Pine Street  
New York, NY 10013  
Tel: 212.530.9300 Fax: 212.269.5894

1 D.O.B. BUILDING PERMIT FILING 03/22/2013

Key Plan



Date:

03/22/2013

Project No:

1776.10

Sheet No:

HYE-TC-A3-0030

Drawing Title

WALL TYPE 03 - DOUBLE  
SHINGLE - TYPICAL

Project No:

A3-0030

Project Name:

A-303.00

Sheet Number

1776.10

Project No:

A3-0030

Project Name:

A-303.00

Sheet Number

1776.10

Project No:

A3-0030

Project Name:

A-303.00

Sheet Number

1776.10

Project No:

A3-0030

Project Name:

A-303.00

Sheet Number

1776.10

Project No:

A3-0030

Project Name:

A-303.00

Sheet Number

1776.10

Project No:

A3-0030

Project Name:

A-303.00

Sheet Number

1776.10

Project No:

A3-0030

Project Name:

A-303.00

Sheet Number

1776.10

Project No:

A3-0030

Project Name:

A-303.00

Sheet Number

1776.10

Project No:

A3-0030

Project Name:

A-303.00

Sheet Number

1776.10

Project No:

A3-0030

Project Name:

A-303.00

Sheet Number

1776.10

Project No:

A3-0030

Project Name:

A-303.00

Sheet Number

1776.10

Project No:

A3-0030

Project Name:

A-303.00

Sheet Number

1776.10

Project No:

A3-0030

Project Name:

A-303.00

Sheet Number

1776.10

Project No:

A3-0030

Project Name:

A-303.00

Sheet Number

1776.10

Project No:

A3-0030

Project Name:

A-303.00

Sheet Number

1776.10

Project No:

A3-0030

Project Name:

A-303.00

Sheet Number

1776.10

Project No:

A3-0030

Project Name:

A-303.00

Sheet Number

1776.10

Project No:

A3-0030

Project Name:

A-303.00

Sheet Number

1776.10

Project No:

A3-0030

Project Name:

A-303.00

Sheet Number

1776.10

Project No:

A3-0030

Project Name:

A-303.00

Sheet Number

1776.10

Project No:

A3-0030

Project Name:

A-303.00

Sheet Number

1776.10

Project No:

A3-0030

Project Name:

A-303.00

Sheet Number

1776.10

Project No:

A3-0030

Project Name:

A-303.00

Sheet Number

1776.10

Project No:

A3-0030

Project Name:

A-303.00

Sheet Number

1776.10

Project No:

A3-0030

Project Name:

A-303.00

Sheet Number

1776.10

Project No:

A3-0030

Project Name:

A-303.00

Sheet Number

1776.10

Project No:

A3-0030

Project Name:

A-303.00

Sheet Number

1776.10

Project No:

A3-0030

Project Name:

A-303.00

Sheet Number

1776.10

Project No:

A3-0030

Project Name:

A-303.00

Sheet Number

1776.10

Project No:

A3-0030

Project Name:

A-303.00

Sheet Number

1776.10

Project No:

A3-0030

Project Name:

A-303.00

Sheet Number

1776.10

Project No:

A3-0030

Project Name:

A-303.00

Sheet Number

1776.10

Project No:

A3-0030

Project Name:

A-303.00

Sheet Number

1776.10

Project No:

A3-0030

Project Name:

A-303.00

Sheet Number

1776.10

Project No:

A3-0030

Project Name:

A-303.00

Sheet Number

1776.10

Project No:

A3-0030

Project Name:

A-303.00

Sheet Number

1776.10

Project No:

A3-0030

Project Name:

A-303.00

Sheet Number

1776.10

Project No:

A3-0030

Project Name:

A-303.00

Sheet Number

1776.10

Project No:

A3-0030

Project Name:

A-303.00

Sheet Number

1776.10

Project No:

A3-0030

Project Name:

A-303.00

Sheet Number

1776.10

Project No:

A3-0030

Project Name:

A-303.00

Sheet Number

1776.10


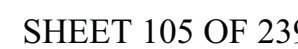
Project



3 PARTIAL ELEVATION - TYPICAL  
SCALE: 1/2" = 1'-0"

11 TYPICAL SECTION - ATRIUM CABLE WALL  
SCALE: 1/2" = 1'-0"

2 PARTIAL PLAN - TYPICAL  
SCALE: 1/2" = 1'-0"











Date/Time: Aug 15, 2013 – 10:18 AM  
NYC Development Hub

SHEET 107 OF 23



HUDSON YARDS -  
TOWER C

Address  
501 WEST 30TH STREET  
NEW YORK, NY



Client  
Related Companies  
60 Columbus Circle  
New York, NY 10023  
Tel: 212.801.1000 Fax: 212.801.1048

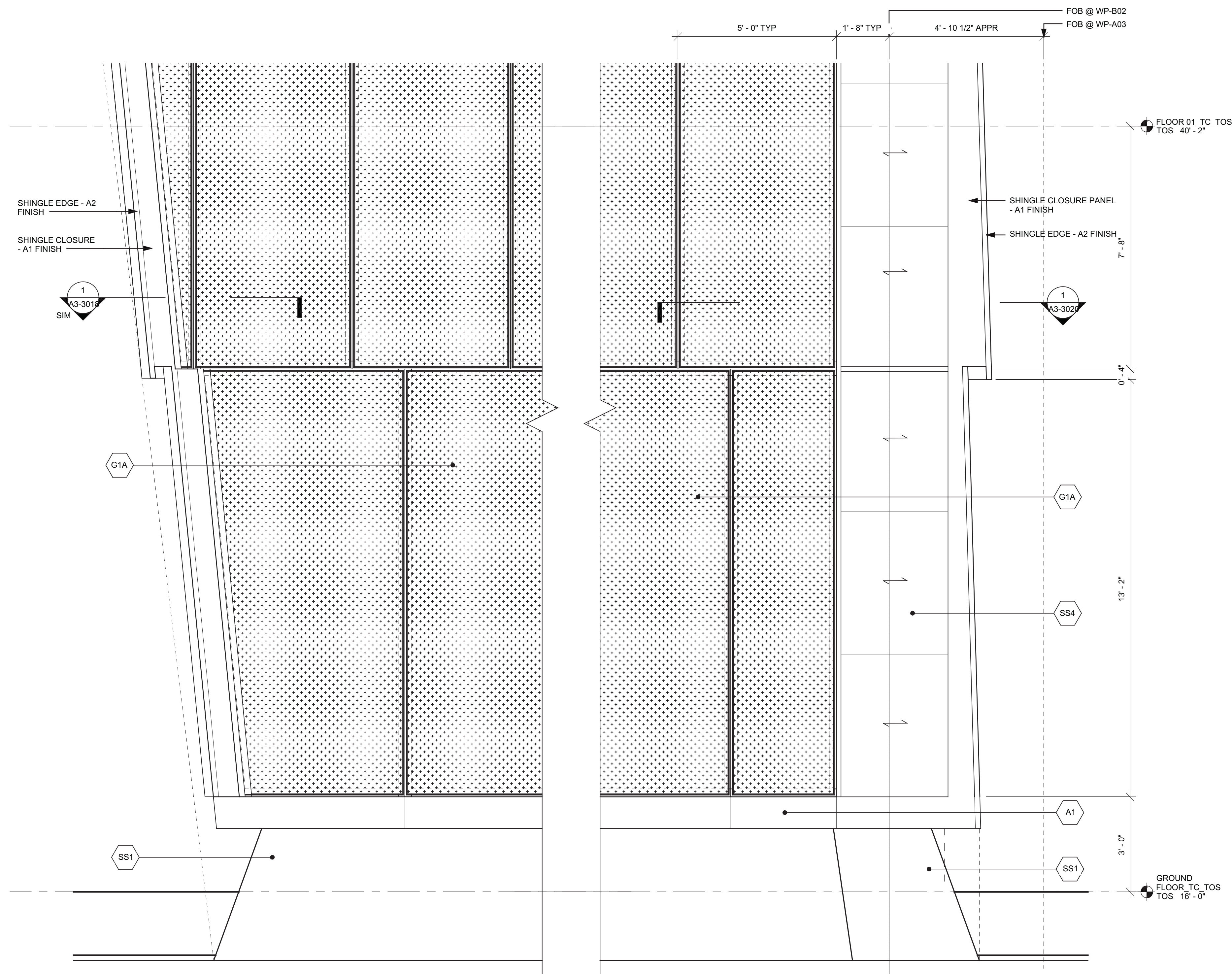
Oxford Properties Group  
320 Park Avenue, 17th Floor  
New York, NY 10022  
Tel: 212.986.7514 Fax: 212.986.7510

Construction Manager  
Tishman Construction Corporation  
100 Park Avenue, 5th Floor  
New York, NY 10017  
Tel: 212.708.5000

Architect  
Kohn Pedersen Fox Associates PC  
Architects & Planning Consultants  
11 West 42nd Street  
New York, NY 10036  
Tel: 212.977.6500 Fax: 212.956.2526

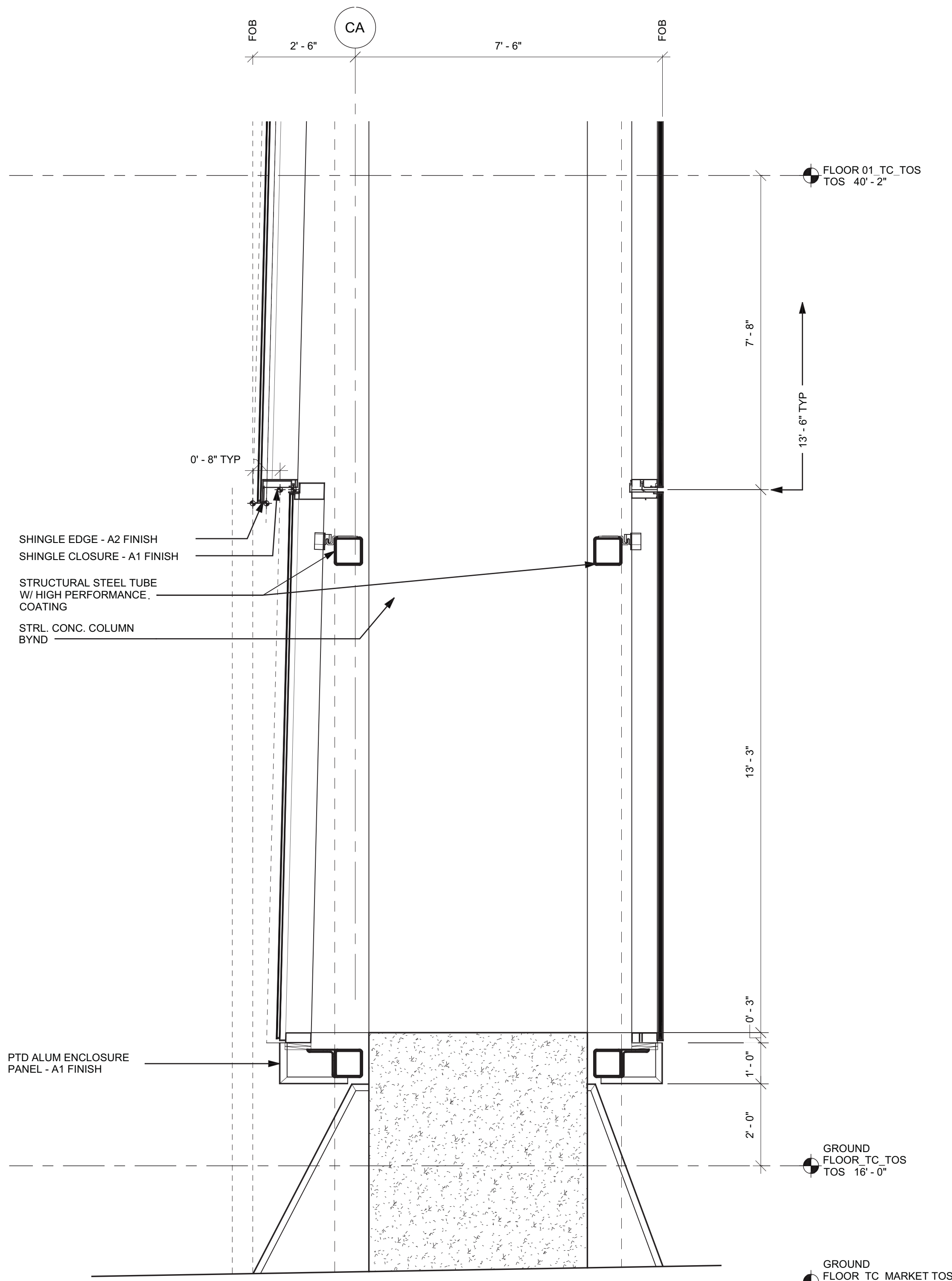
Structural Engineer  
Thornton Tomasetti, Inc.  
51 Madison Avenue  
New York, NY 10010  
Tel: 917.661.7800 Fax: 917.661.7801

Mechanical, Electrical, Plumbing, Fire Protection  
Jaros Baum & Bolles Consulting Engineers  
80 Pine Street  
New York, NY 10013  
Tel: 212.530.9300 Fax: 212.269.5894

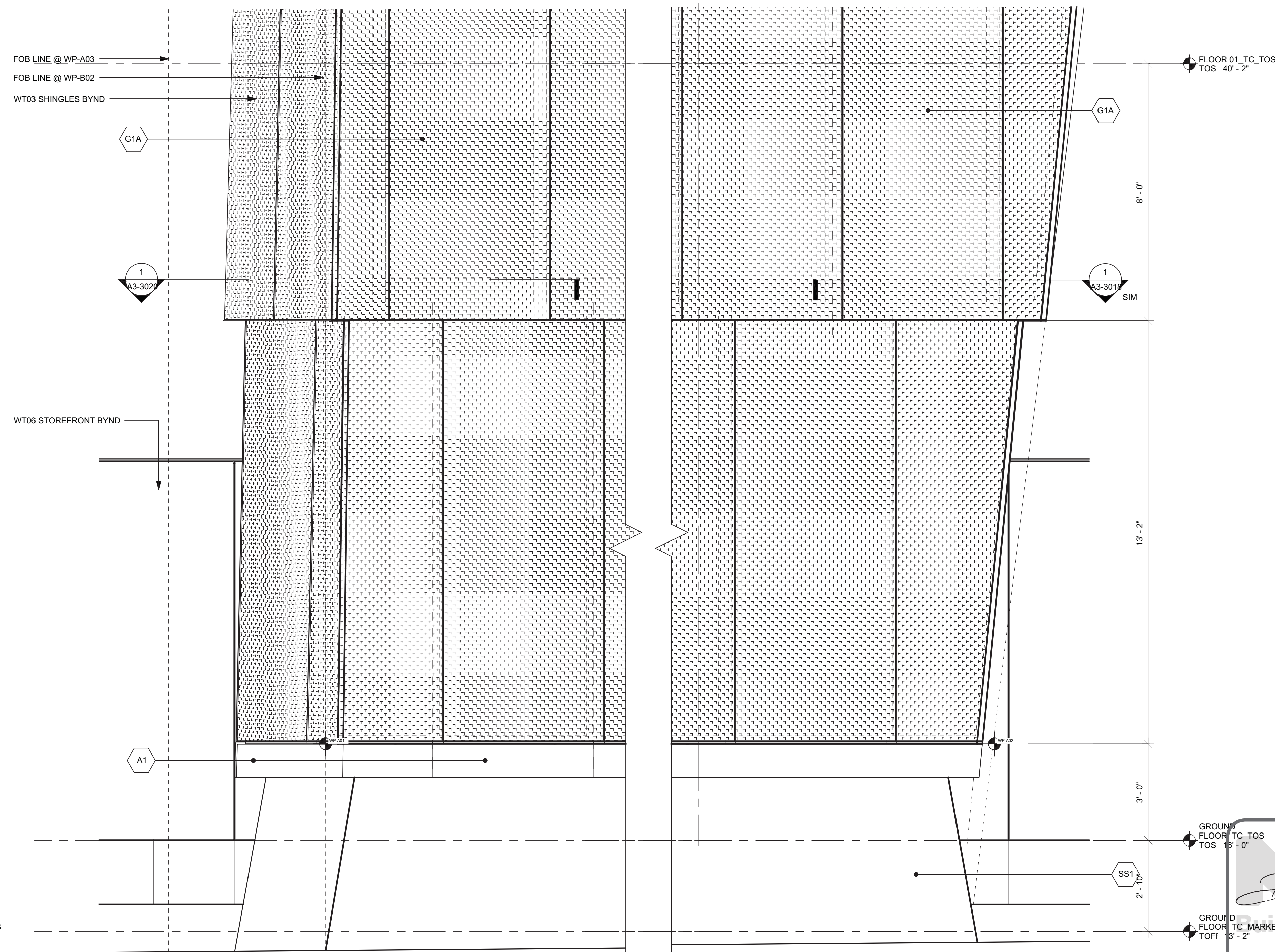


④ NORTH PARTIAL ELEVATION AT HIGHLINE  
SCALE: 1/2" = 1'-0"

② NORTH PARTIAL ELEVATION AT HIGHLINE  
SCALE: 1/2" = 1'-0"

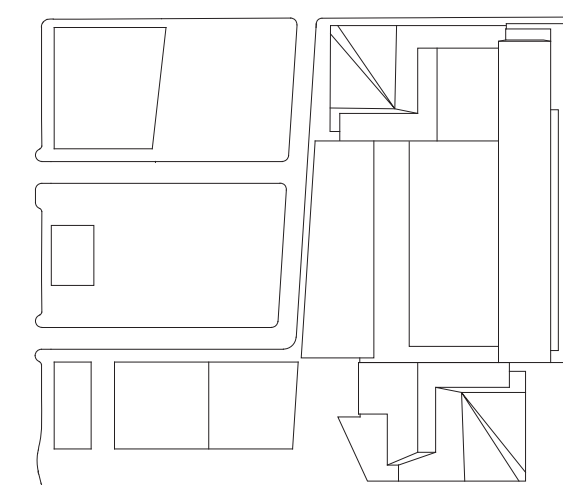
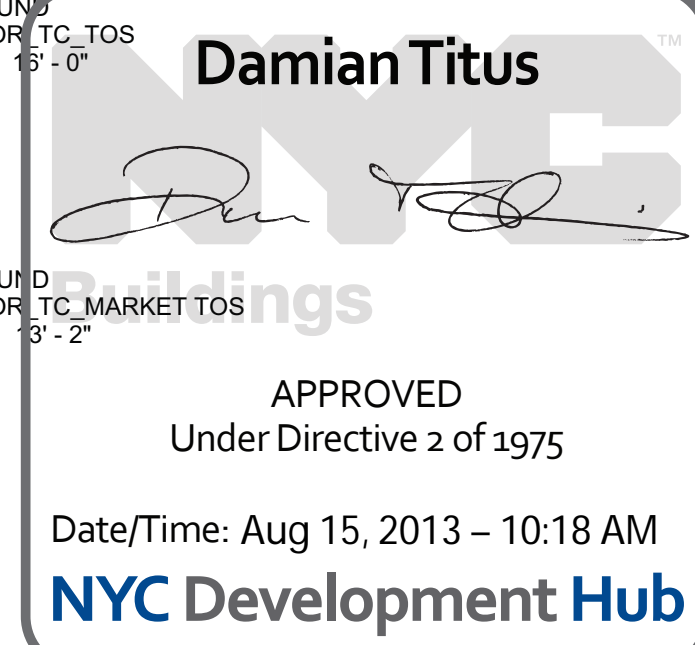


⑤ ENLARGED SECTION @ BUSTLE LEG  
SCALE: 1/2" = 1'-0"



③ SOUTH PARTIAL ELEVATION  
SCALE: 1/2" = 1'-0"

① SOUTH PARTIAL ELEVATION  
SCALE: 1/2" = 1'-0"



Date:  
03/22/2013  
Project No:  
1776.10  
Drawn By:  
Sheet Number

HYE-TC-A3-2002

ENLARGED  
ELEVATIONS &  
SECTIONS @ BASE

Project Number:  
A3-2002

Architect/Engineer/Designer:  
A-307.00



F:\name: P:\projects\1776\_WestSide\KnsDrawings\CAD\Sheet\TC00d\_Permi\_Serv\Series\WETC-A3-2003.dwg Plotted by: Matt Gregory Plot Time: 3/2/2013 4:40 PM

Sheet: 109 of 239  
Sheet Number  
Sheet Title

# HUDSON YARDS - TOWER C

Address  
501 WEST 30TH STREET  
NEW YORK, NY



Client  
Related Companies  
60 Columbus Circle  
New York, NY 10023  
Tel: 212.801.1000 Fax: 212.801.1048

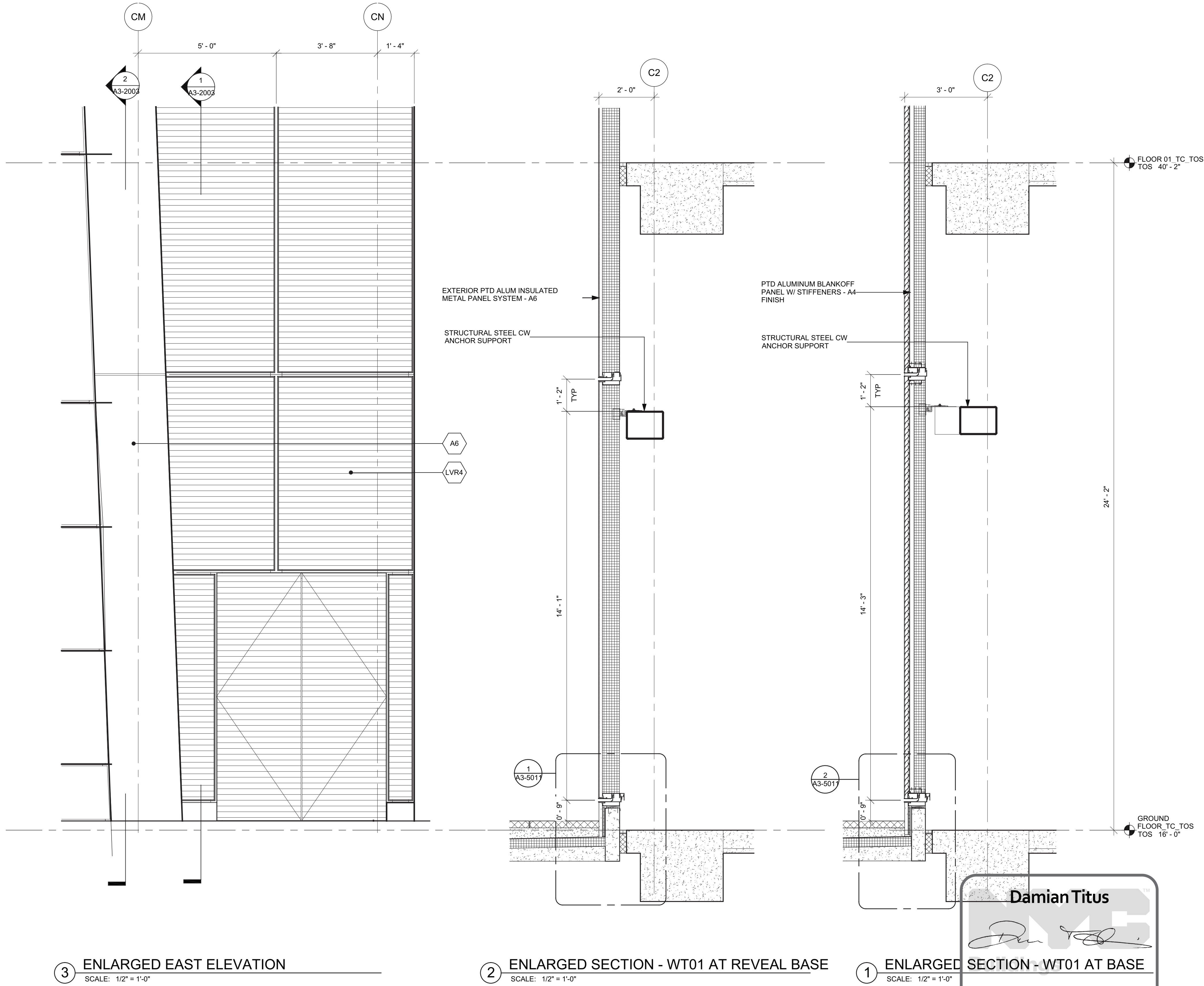
Oxford Properties Group  
320 Park Avenue, 17th Floor  
New York, NY 10022  
Tel: 212.986.7514 Fax: 212.986.7510

Construction Manager  
Tishman Construction Corporation  
100 Park Avenue, 5th Floor  
New York, NY 10017  
Tel: 212.708.5600

Architect  
Kohn Pedersen Fox Associates PC  
Architects & Planning Consultants  
11 West 42nd Street  
New York, NY 10036  
Tel: 212.977.6500 Fax: 212.956.2526

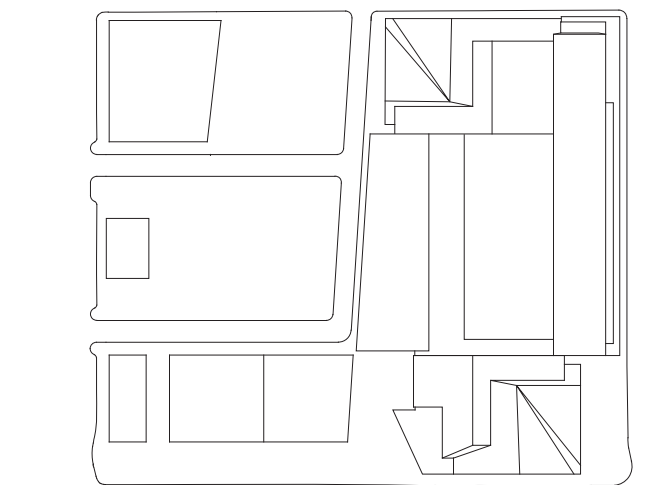
Structural Engineer  
Thornton Tomasetti, Inc.  
51 Madison Avenue  
New York, NY 10010  
Tel: 917.661.7800 Fax: 917.661.7801

Mechanical, Electrical, Plumbing, Fire Protection  
Jaros Baum & Bolles Consulting Engineers  
80 Pine Street  
New York, NY 10013  
Tel: 212.530.9300 Fax: 212.269.5894



1	D.O.B. BUILDING PERMIT FILING	03/22/2013
Rev	Date	Date

Key Plan



Date: 03/22/2013  
Project No: 1776.10  
Drawn By:  
Sheet Number:  
Drawing Title:

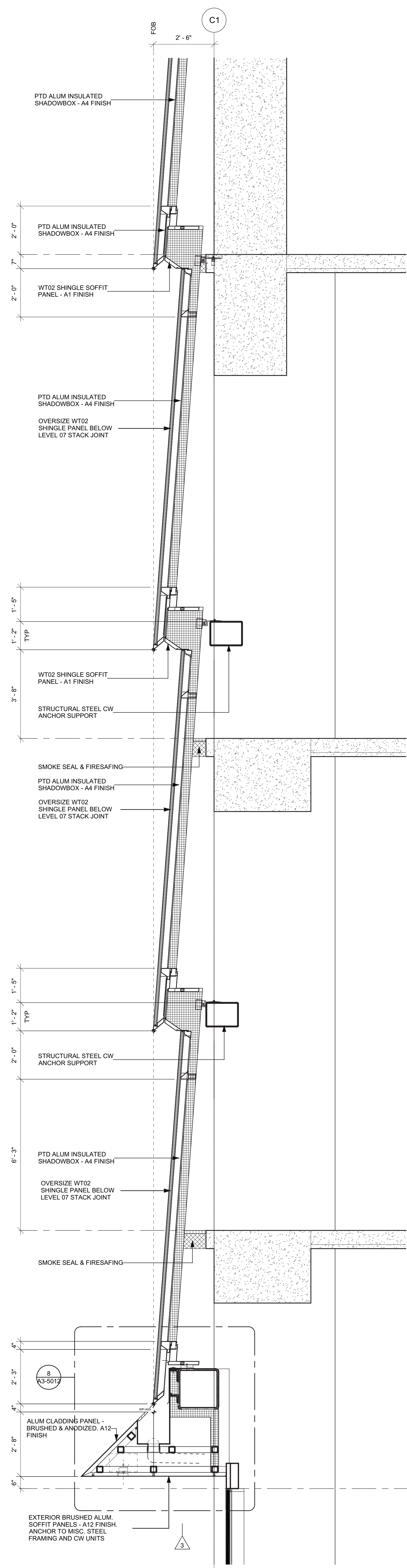
HYE-TC-A3-2003

ENLARGED  
ELEVATIONS &  
SECTIONS @ BASE

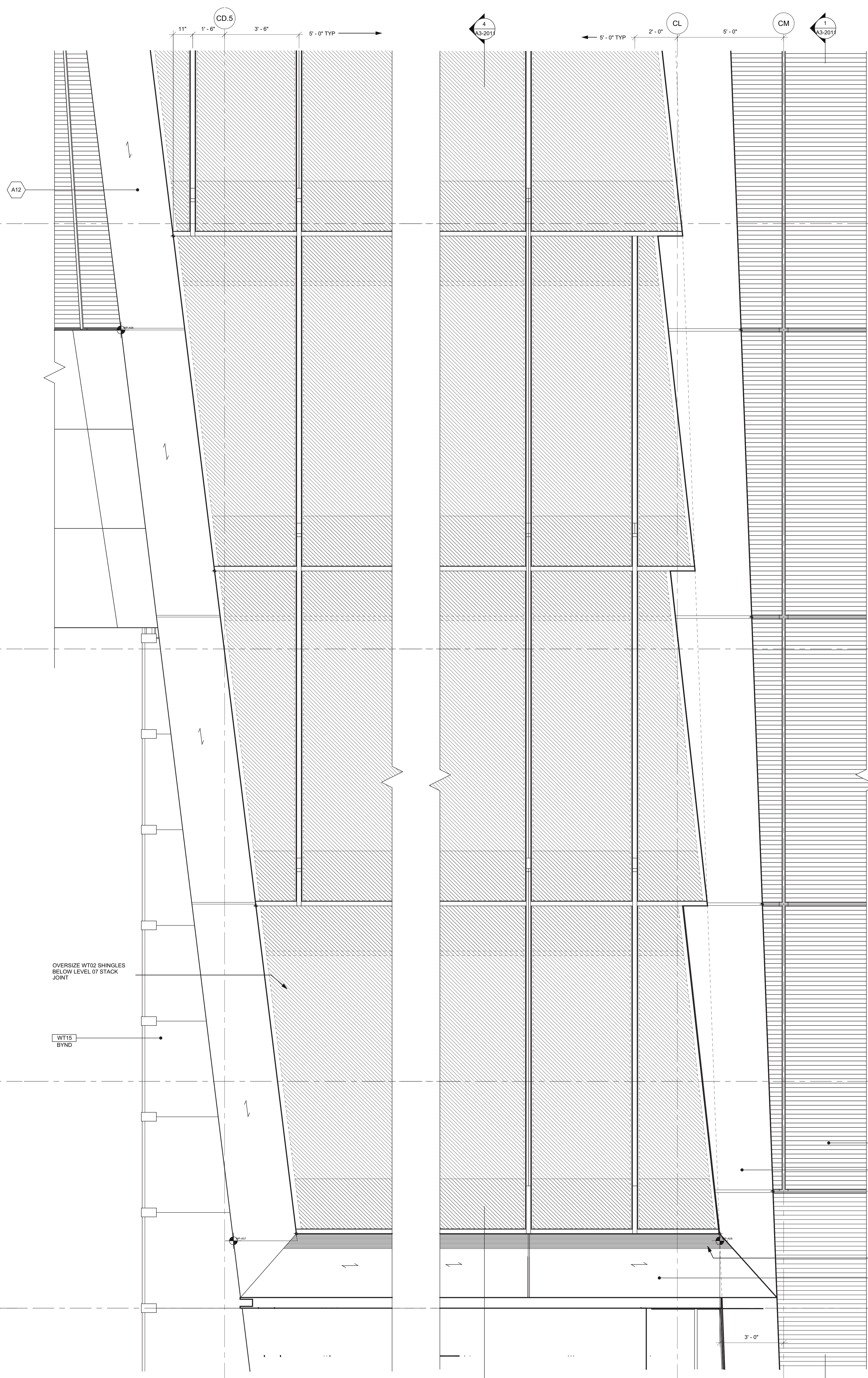
Project Number:  
A3-2003  
A/C/O Drawing Number:  
A-308.00



Filename: P:\Projects\1776\_WestSide\KardDrawings\CAD\Sheet\Code\_Permi\_Serv\Series\HETC-A3-2011.dwg Plotted by: Matt Gregory Plot Time: 3/2/2013 4:44 PM

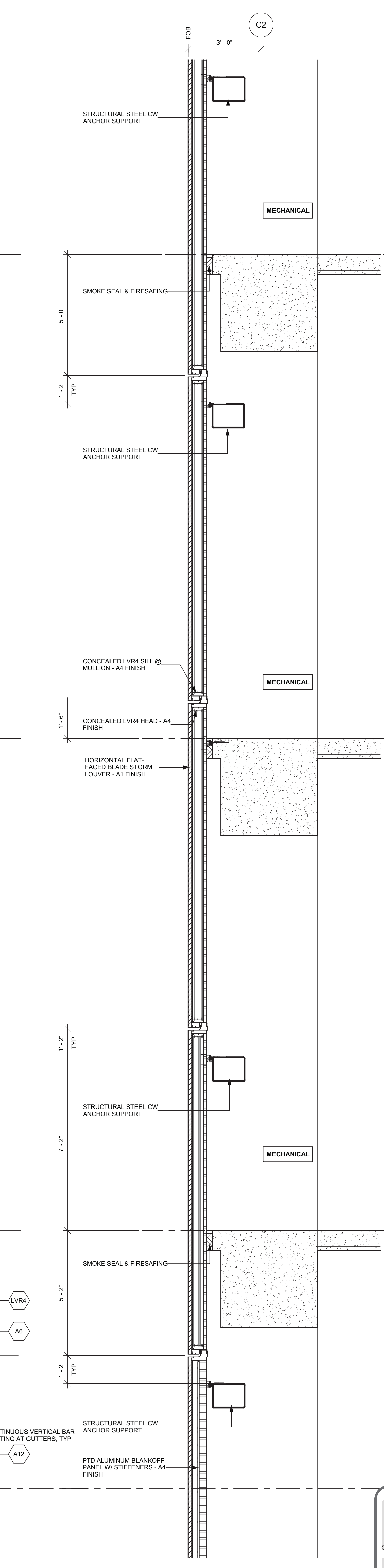


④ ENLARGED SECTION - WT02  
SCALE: 1/2" = 1'-0"



③ ENLARGED EAST ELEVATION  
SCALE: 1/2" = 1'-0"

② ENLARGED EAST ELEVATION  
SCALE: 1/2" = 1'-0"




① ENLARGED SECTION  
SCALE: 1/2" = 1'-0"

**Damian Titus**  
Buildings  
APPROVED  
Under Directive 2 of 1975  
Date/Time: Aug 15, 2013 - 10:18 AM  
NYC Development Hub

# HUDSON YARDS - TOWER C

Address  
501 WEST 30TH STREET  
NEW YORK, NY



**Client**  
Related Companies  
60 Columbus Circle  
New York, NY 10023  
Tel: 212.801.1000 Fax: 212.801.1048

**Oxford Properties Group**  
320 Park Avenue, 17th Floor  
New York, NY 10022  
Tel: 212.866.7514 Fax: 212.986.7510

**Construction Manager**  
Tishman Construction Corporation  
100 Park Avenue, 5th Floor  
New York, NY 10017  
Tel: 212.708.5000

**Architect**  
Kohn Pedersen Fox Associates PC  
Architects & Planning Consultants  
11 West 42nd Street  
New York, NY 10036  
Tel: 212.977.6500 Fax: 212.956.2526

**Structural Engineer**  
Thornton Tomasetti, Inc.  
51 Madison Avenue  
New York, NY 10010  
Tel: 917.661.7800 Fax: 917.661.7801

**Mechanical, Electrical, Plumbing, Fire Protection**  
Jaros Baum & Bolles Consulting Engineers  
80 Pine Street  
New York, NY 10013  
Tel: 212.530.9300 Fax: 212.269.5894

Rev	Issue	Date
1	D.O.B. BUILDING PERMIT FILING	03/22/2013



Date: 03/22/2013  
Project No: 1776.10  
Sheet No: HYE-TC-A3-2011

ENLARGED ELEVATIONS & SECTIONS  
A3-2011  
A-309.00  
SHEET 110 OF 239



HUDSON YARDS -  
TOWER C

Address  
501 WEST 30TH STREET  
NEW YORK, NY



Client  
Related Companies  
60 Columbus Circle  
New York, NY 10023  
Tel: 212.801.1000 Fax: 212.801.1048

Oxford Properties Group  
320 Park Avenue, 17th Floor  
New York, NY 10022  
Tel: 212.866.7514 Fax: 212.986.7510

Construction Manager  
Tishman Construction Corporation  
100 Park Avenue, 5th Floor  
New York, NY 10017  
Tel: 212.708.5000


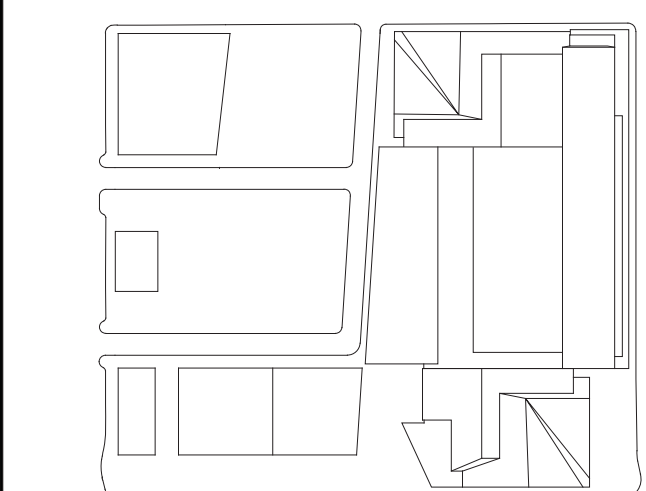
Architect  
Kohn Pedersen Fox Associates PC  
Architects & Planning Consultants  
11 West 42nd Street  
New York, NY 10036  
Tel: 212.977.6500 Fax: 212.956.2526

Structural Engineer  
Thornton Tomasetti, Inc.  
51 Madison Avenue  
New York, NY 10010  
Tel: 917.661.7800 Fax: 917.661.7801

Mechanical, Electrical, Plumbing, Fire Protection  
Jaros Baum & Bolles Consulting Engineers  
80 Pine Street  
New York, NY 10013  
Tel: 212.530.9300 Fax: 212.269.5894

1 D.O.B. BUILDING PERMIT FILING 03/22/2013

Any Plan



DATE: 03/22/2013

PROJECT NO: 1776.10

DESIGNED BY: [Signature]

CHECKED BY: [Signature]

DATE: 03/22/2013

PROJECT NO: 1776.10

DESIGNED BY: [Signature]

CHECKED BY: [Signature]

DATE: 03/22/2013

PROJECT NO: 1776.10

DESIGNED BY: [Signature]

CHECKED BY: [Signature]

DATE: 03/22/2013

PROJECT NO: 1776.10

DESIGNED BY: [Signature]

CHECKED BY: [Signature]

DATE: 03/22/2013

PROJECT NO: 1776.10

DESIGNED BY: [Signature]

CHECKED BY: [Signature]

DATE: 03/22/2013

PROJECT NO: 1776.10

DESIGNED BY: [Signature]

CHECKED BY: [Signature]

DATE: 03/22/2013

PROJECT NO: 1776.10

DESIGNED BY: [Signature]

CHECKED BY: [Signature]

DATE: 03/22/2013

PROJECT NO: 1776.10

DESIGNED BY: [Signature]

CHECKED BY: [Signature]

DATE: 03/22/2013

PROJECT NO: 1776.10

DESIGNED BY: [Signature]

CHECKED BY: [Signature]

DATE: 03/22/2013

PROJECT NO: 1776.10

DESIGNED BY: [Signature]

CHECKED BY: [Signature]

DATE: 03/22/2013

PROJECT NO: 1776.10

DESIGNED BY: [Signature]

CHECKED BY: [Signature]

DATE: 03/22/2013

PROJECT NO: 1776.10

DESIGNED BY: [Signature]

CHECKED BY: [Signature]

DATE: 03/22/2013

PROJECT NO: 1776.10

DESIGNED BY: [Signature]

CHECKED BY: [Signature]

DATE: 03/22/2013

PROJECT NO: 1776.10

DESIGNED BY: [Signature]

CHECKED BY: [Signature]

DATE: 03/22/2013

PROJECT NO: 1776.10

DESIGNED BY: [Signature]

CHECKED BY: [Signature]

DATE: 03/22/2013

PROJECT NO: 1776.10

DESIGNED BY: [Signature]

CHECKED BY: [Signature]

DATE: 03/22/2013

PROJECT NO: 1776.10

DESIGNED BY: [Signature]

CHECKED BY: [Signature]

DATE: 03/22/2013

PROJECT NO: 1776.10

DESIGNED BY: [Signature]

CHECKED BY: [Signature]

DATE: 03/22/2013

PROJECT NO: 1776.10

DESIGNED BY: [Signature]

CHECKED BY: [Signature]

DATE: 03/22/2013

PROJECT NO: 1776.10

DESIGNED BY: [Signature]

CHECKED BY: [Signature]

DATE: 03/22/2013

PROJECT NO: 1776.10

DESIGNED BY: [Signature]

CHECKED BY: [Signature]

DATE: 03/22/2013

PROJECT NO: 1776.10

DESIGNED BY: [Signature]

CHECKED BY: [Signature]

DATE: 03/22/2013

PROJECT NO: 1776.10

DESIGNED BY: [Signature]

CHECKED BY: [Signature]

DATE: 03/22/2013

PROJECT NO: 1776.10

DESIGNED BY: [Signature]

CHECKED BY: [Signature]

DATE: 03/22/2013

PROJECT NO: 1776.10

DESIGNED BY: [Signature]

CHECKED BY: [Signature]

DATE: 03/22/2013

PROJECT NO: 1776.10

DESIGNED BY: [Signature]

CHECKED BY: [Signature]

DATE: 03/22/2013

PROJECT NO: 1776.10

DESIGNED BY: [Signature]

CHECKED BY: [Signature]

DATE: 03/22/2013

PROJECT NO: 1776.10

DESIGNED BY: [Signature]

CHECKED BY: [Signature]

DATE: 03/22/2013

PROJECT NO: 1776.10

DESIGNED BY: [Signature]

CHECKED BY: [Signature]

DATE: 03/22/2013

PROJECT NO: 1776.10

DESIGNED BY: [Signature]

CHECKED BY: [Signature]

DATE: 03/22/2013

PROJECT NO: 1776.10

DESIGNED BY: [Signature]

CHECKED BY: [Signature]

DATE: 03/22/2013

PROJECT NO: 1776.10

DESIGNED BY: [Signature]

CHECKED BY: [Signature]

DATE: 03/22/2013

PROJECT NO: 1776.10

DESIGNED BY: [Signature]

CHECKED BY: [Signature]

DATE: 03/22/2013

PROJECT NO: 1776.10

DESIGNED BY: [Signature]

CHECKED BY: [Signature]

DATE: 03/22/2013

PROJECT NO: 1776.10

DESIGNED BY: [Signature]

CHECKED BY: [Signature]

DATE: 03/22/2013

PROJECT NO: 1776.10

DESIGNED BY: [Signature]

CHECKED BY: [Signature]

DATE: 03/22/2013

PROJECT NO: 1776.10

DESIGNED BY: [Signature]

CHECKED BY: [Signature]

DATE: 03/22/2013

PROJECT NO: 1776.10

DESIGNED BY: [Signature]

CHECKED BY: [Signature]

DATE: 03/22/2013

PROJECT NO: 1776.10

DESIGNED BY: [Signature]

CHECKED BY: [Signature]

DATE: 03/22/2013

PROJECT NO: 1776.10

DESIGNED BY: [Signature]

CHECKED BY: [Signature]

DATE: 03/22/2013

PROJECT NO: 1776.10

DESIGNED BY: [Signature]

CHECKED BY: [Signature]

DATE: 03/22/2013

PROJECT NO: 1776.10

DESIGNED BY: [Signature]

CHECKED BY: [Signature]

DATE: 03/22/2013

PROJECT NO: 1776.10

DESIGNED BY: [Signature]

CHECKED BY: [Signature]

DATE: 03/22/2013

PROJECT NO: 1776.10

DESIGNED BY: [Signature]

CHECKED BY: [Signature]

DATE: 03/22/2013

PROJECT NO: 1776.10

DESIGNED BY: [Signature]

CHECKED BY: [Signature]

DATE: 03/22/2013

PROJECT NO: 1776.10

DESIGNED BY: [Signature]

CHECKED BY: [Signature]

DATE: 03/22/2013

PROJECT NO: 1776.10

DESIGNED BY: [Signature]

CHECKED BY: [Signature]

DATE: 03/22/2013

PROJECT NO: 1776.10

DESIGNED BY: [Signature]

CHECKED BY: [Signature]

DATE: 03/22/2013

PROJECT NO: 1776.10

DESIGNED BY: [Signature]

CHECKED BY: [Signature]

DATE: 03/22/2013

PROJECT NO: 1776.10

DESIGNED BY: [Signature]

CHECKED BY: [Signature]

DATE: 03/22/2013

PROJECT NO: 1776.10

DESIGNED BY: [Signature]

CHECKED BY: [Signature]

DATE: 03/22/2013

PROJECT NO: 1776.10

DESIGNED BY: [Signature]

CHECKED BY: [Signature]

DATE: 03/22/2013

PROJECT NO: 1776.10

DESIGNED BY: [Signature]

CHECKED BY: [Signature]

DATE: 03/22/2013

PROJECT NO: 1776.10

DESIGNED BY: [Signature]

CHECKED BY: [Signature]

DATE: 03/22/2013

PROJECT NO: 1776.10

DESIGNED BY: [Signature]

CHECKED BY: [Signature]

DATE: 03/22/2013

PROJECT NO: 1776.10

DESIGNED BY: [Signature]

CHECKED BY: [Signature]

DATE: 03/22/2013

PROJECT NO: 1776.10

DESIGNED BY: [Signature]

CHECKED BY: [Signature]

DATE: 03/22/2013

PROJECT NO: 1776.10

DESIGNED BY: [Signature]

CHECKED BY: [Signature]

DATE: 03/22/2013

PROJECT NO: 1776.10

DESIGNED BY: [Signature]

CHECKED BY: [Signature]

DATE: 03/22/2013

PROJECT NO: 1776.10

DESIGNED BY: [Signature]

CHECKED BY: [Signature]

DATE: 03/22/2013

PROJECT NO: 1776.10

DESIGNED BY: [Signature]

CHECKED BY: [Signature]

DATE: 03/22/2013

PROJECT NO: 1776.10

DESIGNED BY: [Signature]

CHECKED BY: [Signature]

DATE: 03/22/2013

PROJECT NO: 1776.10

DESIGNED BY: [Signature]

CHECKED BY: [Signature]

DATE: 03/22/2013

PROJECT NO: 1776.10

DESIGNED BY: [Signature]

CHECKED BY: [Signature]

DATE: 03/22/2013

PROJECT NO: 1776.10

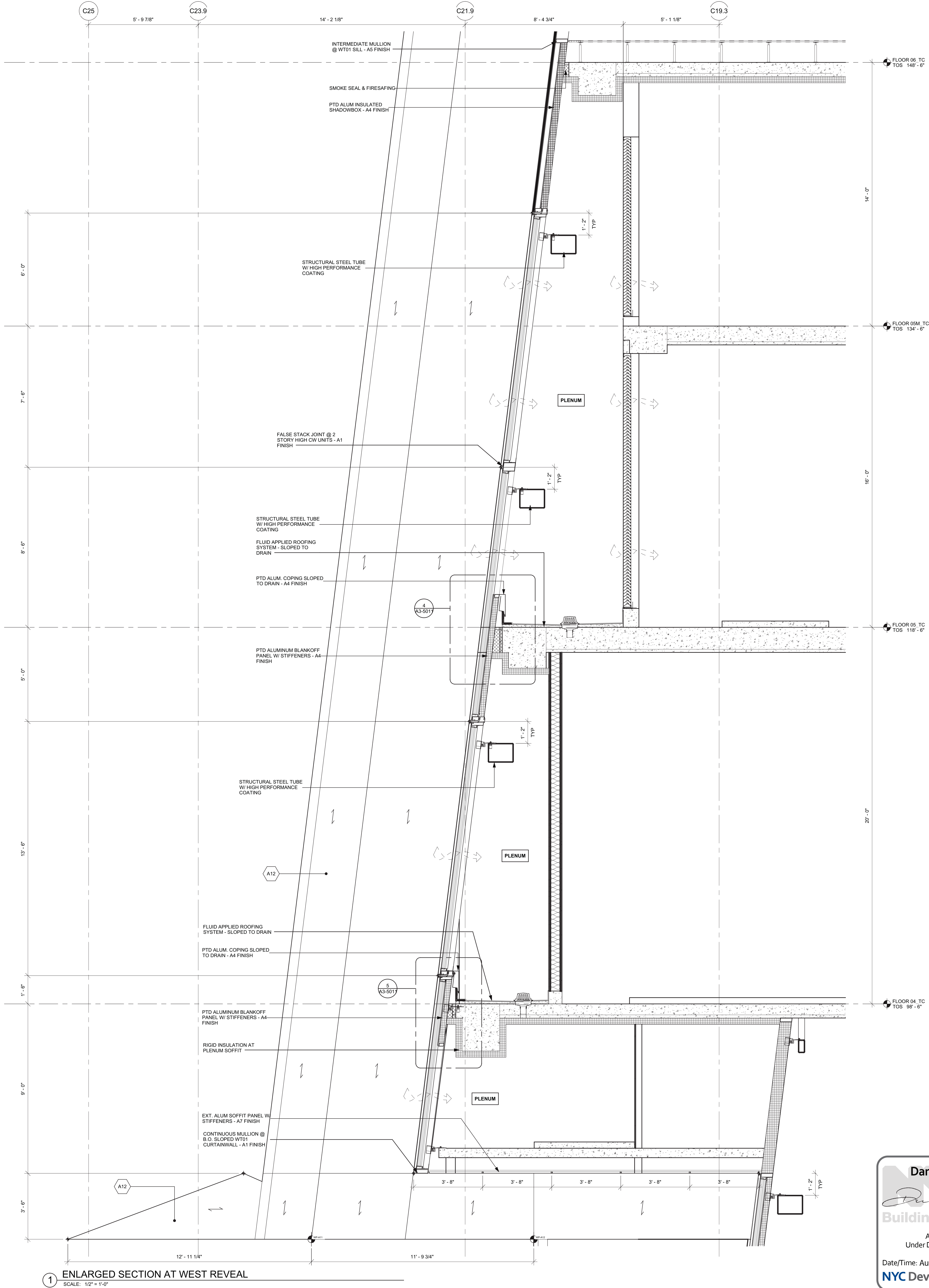
DESIGNED BY: [Signature]

CHECKED BY: [Signature]

DATE: 03/22/2013



Filename: P:\Projects\1776\_WestSideYardsDrawings\CAD\Sheet\TC04\_Permi\_Serial\Serial\WTC-A3-2013.dwg Plotted by: Matt Gregory Plot Time: 3/21/2013 4:40 PM



# HUDSON YARDS - TOWER C

Address  
501 WEST 30TH STREET  
NEW YORK, NY



Client  
Related Companies  
60 Columbus Circle  
New York, NY 10023  
Tel: 212.801.1000 Fax: 212.801.1048

Oxford Properties Group  
320 Park Avenue, 17th Floor  
New York, NY 10022  
Tel: 212.986.7514 Fax: 212.986.7510

Construction Manager  
Tishman Construction Corporation  
100 Park Avenue, 5th Floor  
New York, NY 10017  
Tel: 212.708.5000

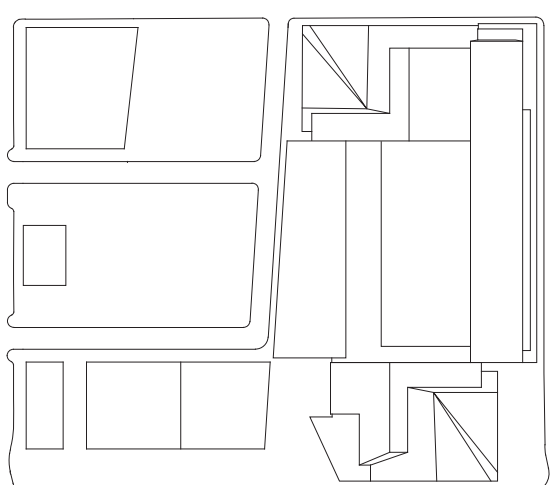
Architect  
Kohn Pedersen Fox Associates PC  
Architects & Planning Consultants  
11 West 42nd Street  
New York, NY 10036  
Tel: 212.977.6500 Fax: 212.956.2526

Structural Engineer  
Thornton Tomasetti, Inc.  
51 Madison Avenue  
New York, NY 10010  
Tel: 917.661.7800 Fax: 917.661.7801

Mechanical, Electrical, Plumbing, Fire Protection  
Jaros Baum & Bolles Consulting Engineers  
80 Pine Street  
New York, NY 10013  
Tel: 212.530.9300 Fax: 212.269.5894

No.	Desc.	Date
1	D.O.B. BUILDING PERMIT FILING	03/22/2013

Key Plan



Date:

03/22/2013

Project No.:

1776.10

Sheet No.:

HYE-TC-A3-2013

Drawing Title

ENLARGED  
ELEVATIONS &  
SECTIONS

Drawing Number

A3-2013

Architect/Design Number

A-311.00

SHEET 112 OF 239

**Damian Titus**  
Buildings  
APPROVED  
Under Directive 2 of 1975  
Date/Time: Aug 15, 2013 - 10:18 AM  
NYC Development Hub







HUDSON YARDS -  
TOWER C

Address  
501 WEST 30TH STREET  
NEW YORK, NY



Client  
Related Companies  
60 Columbus Circle  
New York, NY 10023  
Tel: 212.801.1000 Fax: 212.801.1048

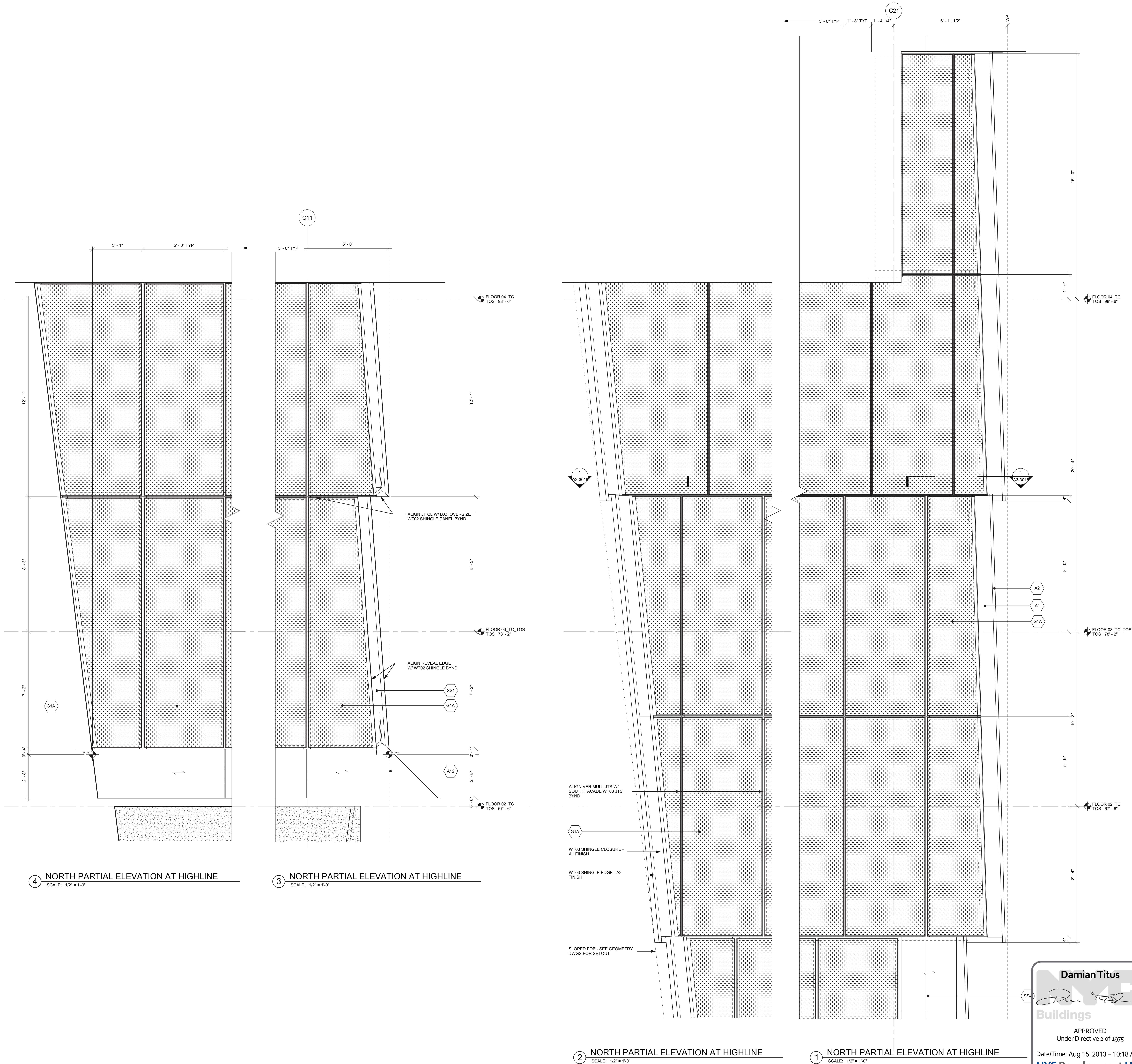
Oxford Properties Group  
320 Park Avenue, 17th Floor  
New York, NY 10022  
Tel: 212.986.7514 Fax: 212.986.7510

Construction Manager  
Tishman Construction Corporation  
100 Park Avenue, 5th Floor  
New York, NY 10017  
Tel: 212.708.5000

Architect  
Kohn Pedersen Fox Associates PC  
Architects & Planning Consultants  
11 West 42nd Street  
New York, NY 10036  
Tel: 212.977.6500 Fax: 212.956.2526

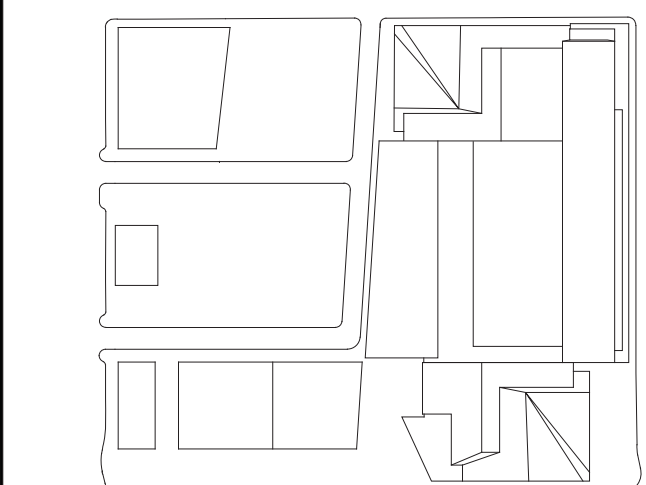
Structural Engineer  
Thornton Tomasetti, Inc.  
51 Madison Avenue  
New York, NY 10010  
Tel: 917.661.7800 Fax: 917.661.7801

Mechanical, Electrical, Plumbing, Fire Protection  
Jaros Baum & Bolles Consulting Engineers  
80 Pine Street  
New York, NY 10013  
Tel: 212.530.9300 Fax: 212.269.5894



1 D.O.B. BUILDING PERMIT FILING 03/22/2013

Any Print



Date: 03/22/2013  
Project No: 1776.10  
Drawn By: [Signature]  
Sheet Number: 1776.10  
Drawing Title: HYE-TC-A3-2015

ENLARGED  
ELEVATIONS &  
SECTIONS

Project Number: A3-2015  
Drawing Number: A-313.00

SHEET 114 OF 239



HUDSON YARDS -  
TOWER C

Address  
501 WEST 30TH STREET  
NEW YORK, NY

Client  
Related Companies  
60 Columbus Circle  
New York, NY 10023  
Tel: 212.801.1000 Fax: 212.801.1048

Oxford Properties Group  
320 Park Avenue, 17th Floor  
New York, NY 10022  
Tel: 212.866.7514 Fax: 212.986.7510

Construction Manager  
Tishman Construction Corporation  
100 Park Avenue, 5th Floor  
New York, NY 10017  
Tel: 212.708.5000

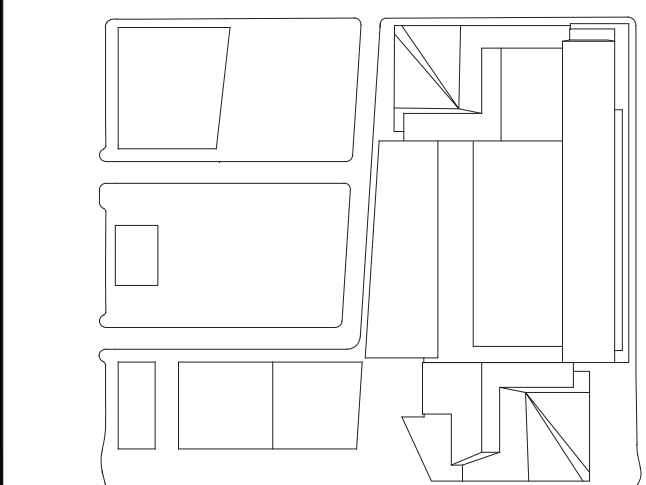
Architect  
Kohn Pedersen Fox Associates PC  
Architects & Planning Consultants  
11 West 42nd Street  
New York, NY 10036  
Tel: 212.977.6500 Fax: 212.956.2526

Structural Engineer  
Thornton Tomasetti, Inc.  
51 Madison Avenue  
New York, NY 10010  
Tel: 917.661.7800 Fax: 917.661.7801

Mechanical, Electrical, Plumbing, Fire Protection  
Jaros Baum & Bolles Consulting Engineers  
80 Pine Street  
New York, NY 10013  
Tel: 212.530.9300 Fax: 212.269.5894

1 D.O.B. BUILDING PERMIT FILING 03/22/2013

Key Plan



Date:

03/22/2013

Project No.:

1776.10

Revision By:

Sheet Number:

HYE-TC-A3-2016

Drawing Title:

ENLARGED ELEVATIONS & SECTIONS

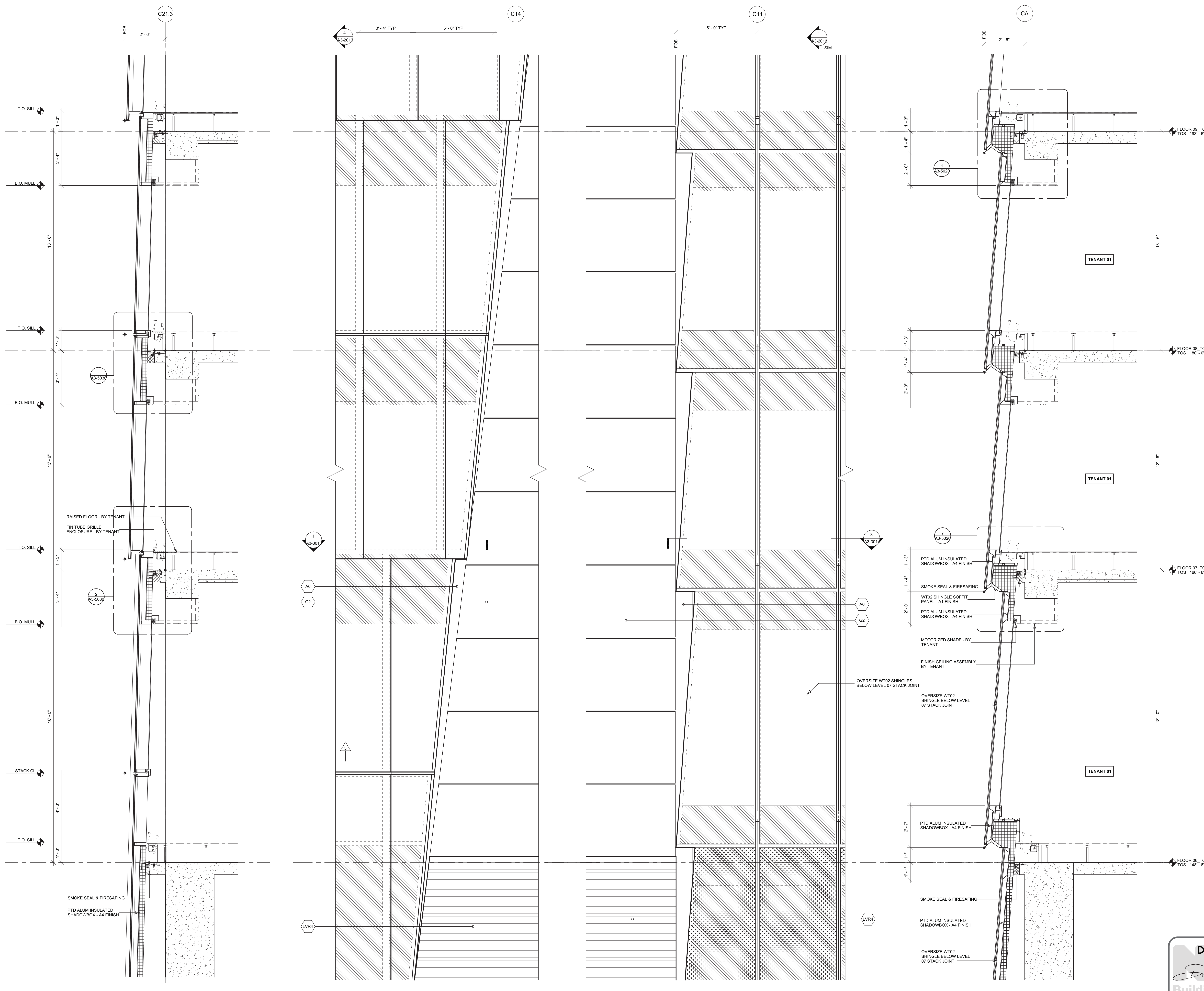
Project Number:

A3-2016

Project Name:

A-314.00

SHEET 115 OF 239



4 ENLARGED SECTION WT03

SCALE: 1/2" = 1'-0"

3 ENLARGED SOUTH ELEVATION

SCALE: 1/2" = 1'-0"

2 ENLARGED SOUTH ELEVATION

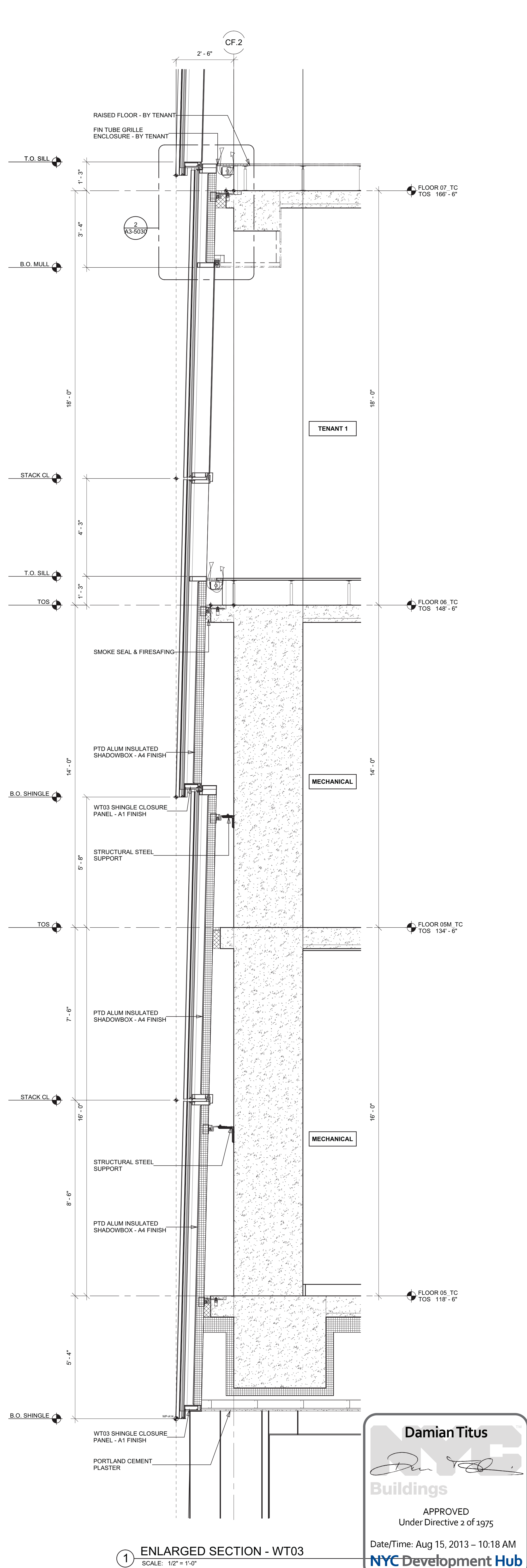
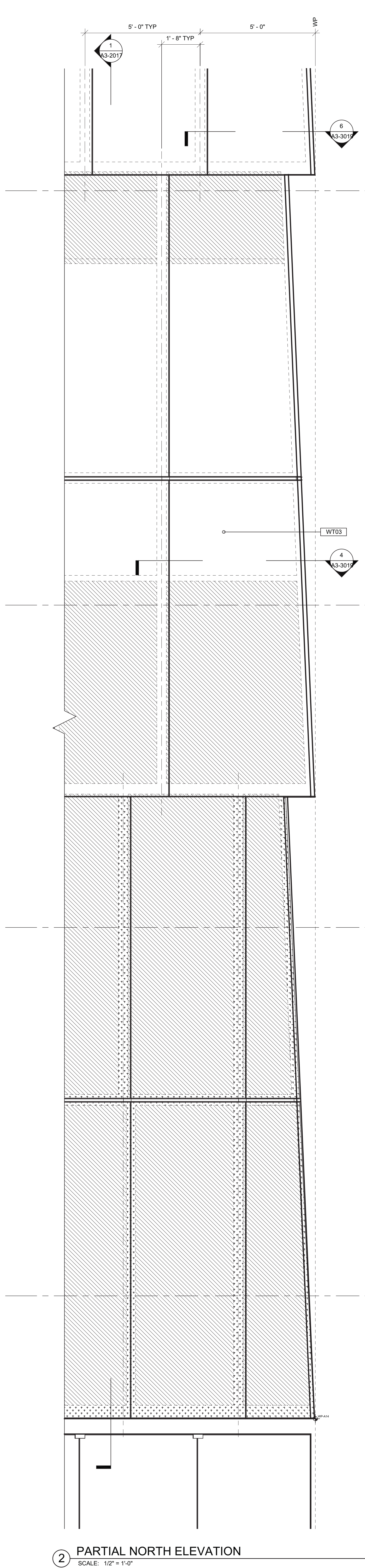
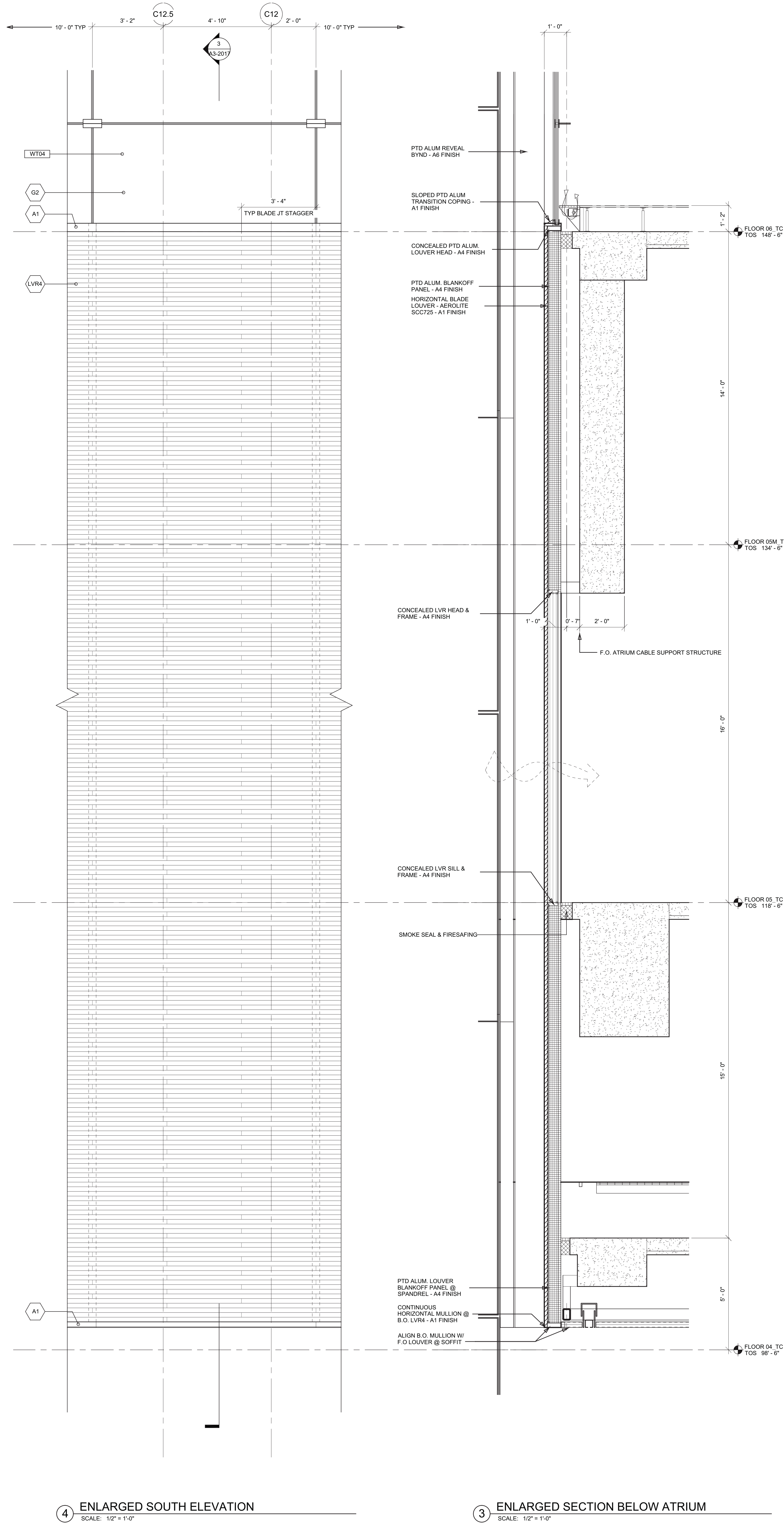
SCALE: 1/2" = 1'-0"

1 ENLARGED WT02 SECTION

SCALE: 1/2" = 1'-0"



Filename: P:\projects\1776\_WestSideKensalDrawings\CAD\Sheet\TC04\_Permi\_Serv\Series\HETE-A3-2017.dwg Plotted by: Matt Gregory Plot Time: 3/21/2013 4:41 PM



**Damian Titus**  
Buildings  
APPROVED  
Under Directive 2 of 1975  
Date/Time: Aug 15, 2013 - 10:18 AM  
NYC Development Hub

# HUDSON YARDS - TOWER C

Address  
501 WEST 30TH STREET  
NEW YORK, NY



**Client**  
Related Companies  
60 Columbus Circle  
New York, NY 10023  
Tel: 212.801.1000 Fax: 212.801.1048

**Oxford Properties Group**  
320 Park Avenue, 17th Floor  
New York, NY 10022  
Tel: 212.986.7514 Fax: 212.986.7510

**Construction Manager**  
Tishman Construction Corporation  
100 Park Avenue, 5th Floor  
New York, NY 10017  
Tel: 212.708.5000

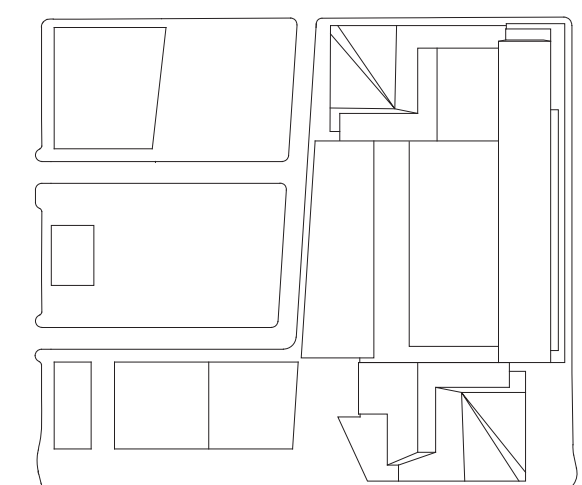
**Architect**  
Kohn Pedersen Fox Associates PC  
Architects & Planning Consultants  
11 West 42nd Street  
New York, NY 10036  
Tel: 212.977.6500 Fax: 212.956.2526

**Structural Engineer**  
Thornton Tomasetti, Inc.  
51 Madison Avenue  
New York, NY 10010  
Tel: 917.661.7800 Fax: 917.661.7801

**Mechanical, Electrical, Plumbing, Fire Protection**  
Jaros Baum & Bolles Consulting Engineers  
80 Pine Street  
New York, NY 10013  
Tel: 212.530.9300 Fax: 212.269.5894

1 D.O.B. BUILDING PERMIT FILING 03/22/2013

Any Plan



Date:

03/22/2013

Project No.:

1776.10

Sheet No.:

HYE-TC-A3-2017

Drawing Title

ENLARGED  
ELEVATIONS &  
SECTIONS

Project Number

A3-2017

Project Name

HUDSON YARDS

Sheet Number

A-315.00

Sheet Title

Sheet Date

Sheet Author

Sheet Checker

Sheet Designer

Sheet Engineer

Sheet Architect

Sheet Planner

Sheet Writer

Sheet Artist

Sheet Draftsman

Sheet Detailer

Sheet Fabricator

Sheet Installer

Sheet Maintainer

Sheet Operator

Sheet Supervisor

Sheet Technician

Sheet Assistant

Sheet Helper

Sheet Apprentice

Sheet Trainee

Sheet Intern

Sheet Junior

Sheet Senior

Sheet Master

Sheet Expert

Sheet Specialist

Sheet Generalist

Sheet Versatile

Sheet Adaptable

Sheet Flexible

Sheet Malleable

Sheet Pliable

Sheet Suppliable

Sheet Compliant

Sheet Obedient

Sheet Submissive

Sheet Yielding

Sheet Conforming

Sheet Adjusting

Sheet Modifying

Sheet Altering

Sheet Changing

Sheet Transforming

Sheet Converting

Sheet Reversing

Sheet Inverting

Sheet Reflecting

Sheet Refracting

Sheet Refracting

Sheet Refracting

Sheet Refracting

Sheet Refracting

Sheet Refracting

Sheet Refracting

Sheet Refracting

Sheet Refracting

Sheet Refracting

Sheet Refracting

Sheet Refracting

Sheet Refracting

Sheet Refracting

Sheet Refracting

Sheet Refracting

Sheet Refracting

Sheet Refracting

Sheet Refracting

Sheet Refracting

Sheet Refracting

Sheet Refracting

Sheet Refracting

Sheet Refracting

Sheet Refracting

Sheet Refracting

Sheet Refracting

Sheet Refracting

Sheet Refracting

Sheet Refracting

Sheet Refracting

Sheet Refracting

Sheet Refracting

Sheet Refracting

Sheet Refracting

Sheet Refracting

Sheet Refracting

Sheet Refracting

Sheet Refracting

Sheet Refracting

Sheet Refracting

Sheet Refracting

Sheet Refracting

Sheet Refracting

Sheet Refracting

Sheet Refracting

Sheet Refracting

Sheet Refracting

Sheet Refracting

Sheet Refracting

Sheet Refracting

Sheet Refracting

Sheet Refracting

Sheet Refracting

Sheet Refracting

Sheet Refracting

Sheet Refracting

Sheet Refracting

Sheet Refracting

Sheet Refracting

Sheet Refracting

Sheet Refracting

Sheet Refracting

Sheet Refracting

Sheet Refracting

Sheet Refracting

Sheet Refracting

Sheet Refracting

Sheet Refracting

Sheet Refracting

Sheet Refracting

Sheet Refracting

Sheet Refracting

Sheet Refracting

Sheet Refracting

Sheet Refracting

Sheet Refracting

Sheet Refracting

Sheet Refracting

Sheet Refracting

Sheet Refracting

Sheet Refracting

Sheet Refracting

Sheet Refracting

Sheet Refracting

Sheet Refracting

Sheet Refracting

Sheet Refracting

Sheet Refracting

Sheet Refracting

Sheet Refracting

Sheet Refracting

Sheet Refracting

Sheet Refracting

Sheet Refracting

Sheet Refracting

Sheet Refracting

Sheet Refracting

Sheet Refracting

Sheet Refracting

Sheet Refracting

Sheet Refracting

Sheet Refracting

Sheet Refracting

Sheet Refracting

Sheet Refracting

Sheet Refracting

Sheet Refracting

Sheet Refracting

Sheet Refracting

Sheet Refracting

Sheet Refracting

Sheet Refracting

Sheet Refracting

Sheet Refracting

Sheet Refracting

Sheet Refracting

Sheet Refracting

Sheet Refracting

Sheet Refracting

Sheet Refracting

Sheet Refracting

Sheet Refracting

Sheet Refracting

Sheet Refracting

Sheet Refracting

Sheet Refracting

Sheet Refracting

Sheet Refracting

Sheet Refracting

Sheet Refracting

Sheet Refracting

Sheet Refracting

Sheet Refracting

Sheet Refracting

Sheet Refracting

Sheet Refracting

Sheet Refracting

Sheet Refracting

Sheet Refracting

Sheet Refracting

Sheet Refracting

Sheet Refracting

Sheet Refracting

Sheet Refracting

Sheet Refracting

Sheet Refracting

Sheet Refracting

Sheet Refracting

Sheet Refracting

Sheet Refracting

Sheet Refracting

Sheet Refracting

Sheet Refracting

Sheet Refracting

Sheet Refracting

Sheet Refracting

Sheet Refracting

Sheet Refracting

Sheet Refracting

Sheet Refracting

Sheet Refracting

Sheet Refracting

Sheet Refracting

Sheet Refracting

Sheet Refracting

Sheet Refracting

Sheet Refracting

Sheet Refracting

Sheet Refracting

Sheet Refracting

Sheet Refracting

Sheet Refracting

Sheet Refracting

Sheet Refracting

Sheet Refracting

Sheet Refracting

Sheet Refracting

Sheet Refracting

Sheet Refracting

Sheet Refracting

Sheet Refracting

Sheet Refracting

Sheet Refracting

Sheet Refracting

Sheet Refracting

Sheet Refracting

Sheet Refracting

Sheet Refracting

Sheet Refracting

Sheet Refracting

Sheet Refracting

Sheet Refracting

Sheet Refracting

Sheet Refracting

Sheet Refracting

Sheet Refracting

Sheet Refracting

Sheet Refracting

Sheet Refracting

Sheet Refracting

Sheet Refracting

Sheet Refracting

Sheet Refracting

Sheet Refracting

Sheet Refracting

Sheet Refracting

Sheet Refracting

Sheet Refracting

Sheet Refracting

Sheet Refracting

Sheet Refracting

Sheet Refracting

Sheet Refracting

Sheet Refracting

Sheet Refracting

Sheet Refracting

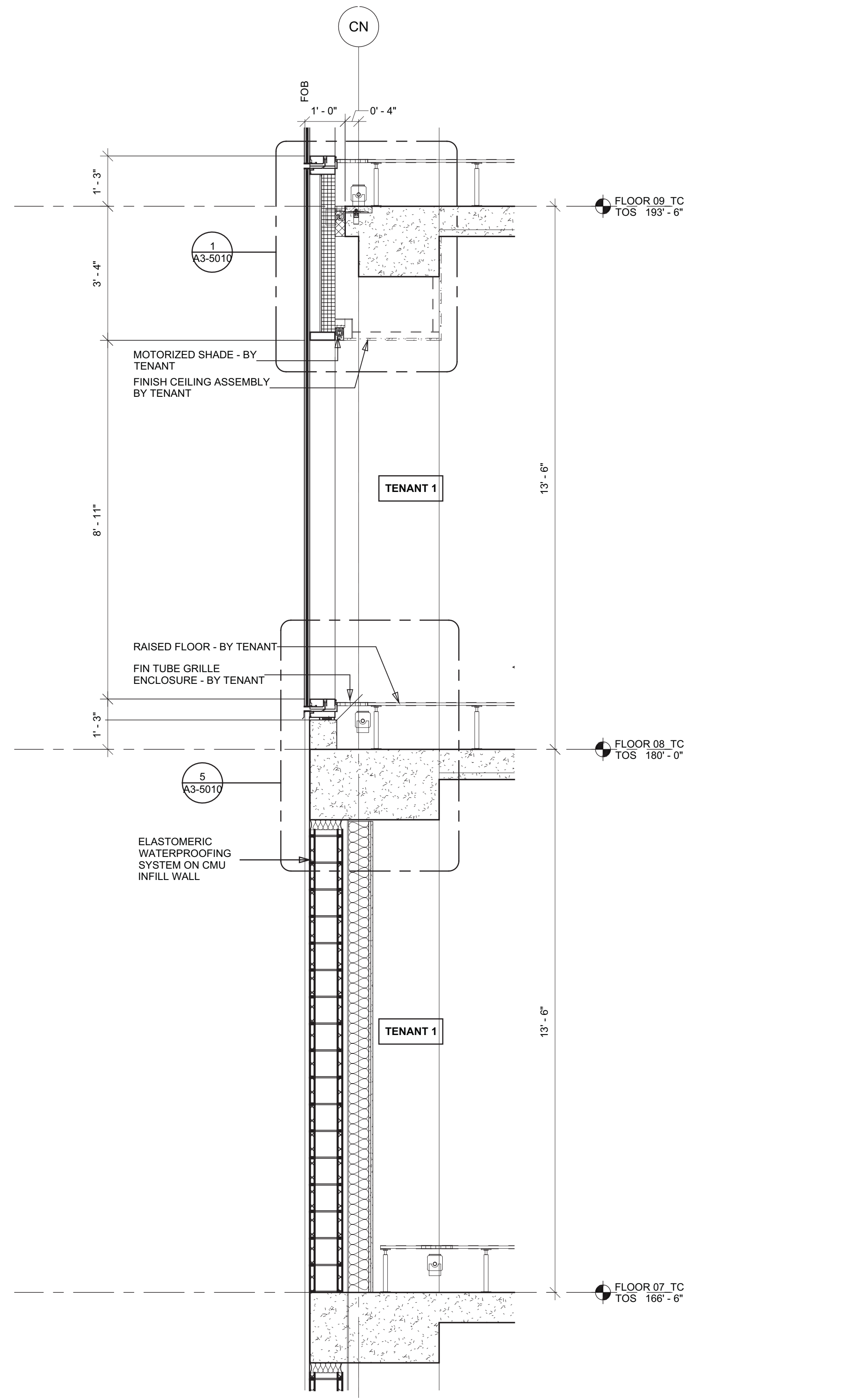
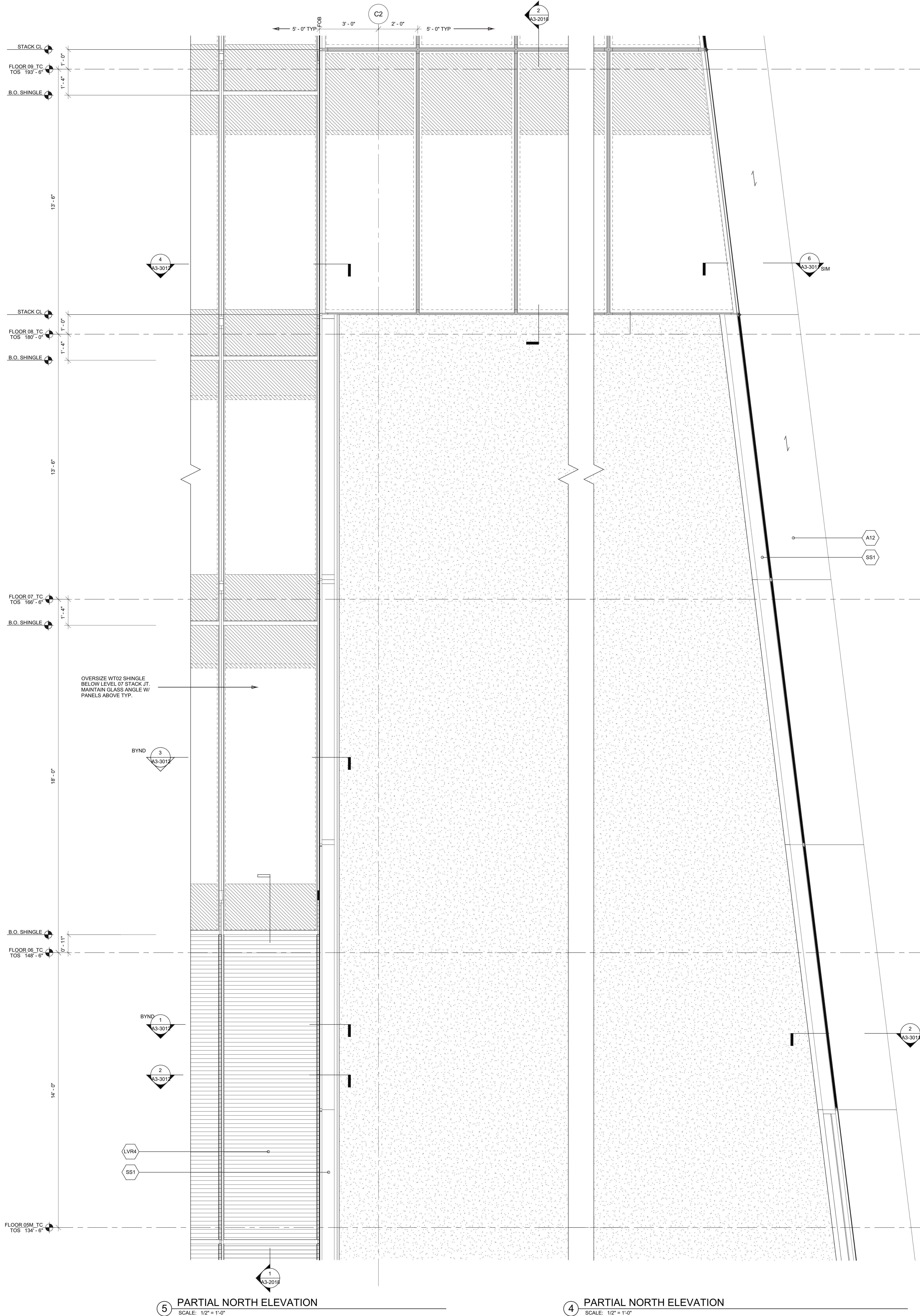
Sheet Refracting

Sheet Refracting

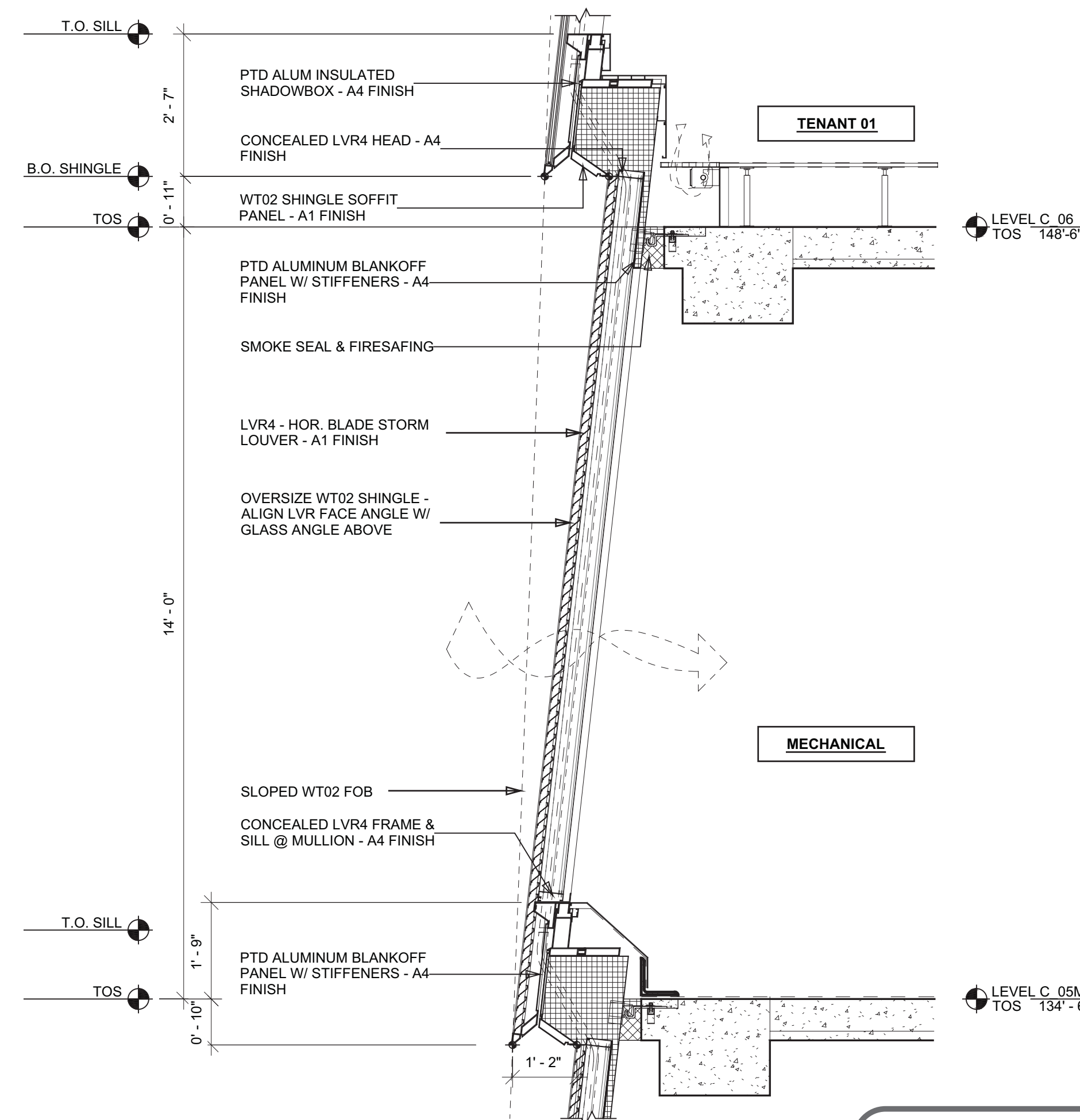
Sheet Refracting



Filename: P:\Projects\1776\_WestSideKensalDrawings\CAD\Sheet\TC00d\_Permi\_Serv\Series\WTC-A3-2018.dwg Plotted by: Matt Gregory Plot Time: 3/21/2013 4:41 PM



2 ENLARGED WT01 SECTION  
SCALE: 1/2" = 1'-0"



1 ENLARGED SECTION - WT02 LOUVER  
SCALE: 1/2" = 1'-0"

**Damian Titus**  
Buildings  
APPROVED  
Under Directive 2 of 1975  
Date/Time: Aug 15, 2013 - 10:18 AM  
NYC Development Hub

# HUDSON YARDS - TOWER C

Address  
501 WEST 30TH STREET  
NEW YORK, NY



Client  
Related Companies  
60 Columbus Circle  
New York, NY 10023  
Tel: 212.801.1000 Fax: 212.801.1048

Oxford Properties Group  
320 Park Avenue, 17th Floor  
New York, NY 10022  
Tel: 212.986.7514 Fax: 212.986.7510

Construction Manager  
Tishman Construction Corporation  
100 Park Avenue, 5th Floor  
New York, NY 10017  
Tel: 212.708.5000


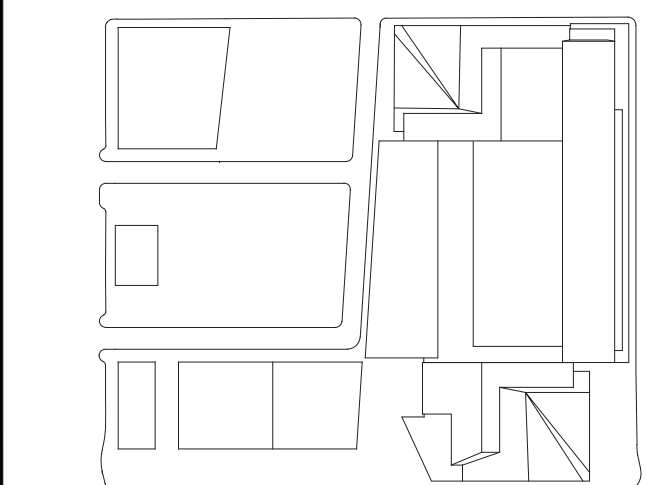
Architect  
Kohn Pedersen Fox Associates PC  
Architects & Planning Consultants  
11 West 42nd Street  
New York, NY 10036  
Tel: 212.977.6500 Fax: 212.956.2526

Structural Engineer  
Thornton Tomasetti, Inc.  
51 Madison Avenue  
New York, NY 10010  
Tel: 917.661.7800 Fax: 917.661.7801

Mechanical, Electrical, Plumbing, Fire Protection  
Jaros Baum & Bolles Consulting Engineers  
80 Pine Street  
New York, NY 10013  
Tel: 212.530.9300 Fax: 212.269.5894

1 D.O.B. BUILDING PERMIT FILING 03/22/2013

Any Plans



HYE-TC-A3-2018

ENLARGED ELEVATIONS & SECTIONS

Project Number  
A3-2018  
Revision Number  
A-316.00









Client  
Related Companies  
60 Columbus Circle  
New York, NY 10023  
Tel: 212.801.1000 Fax: 212.801.1048

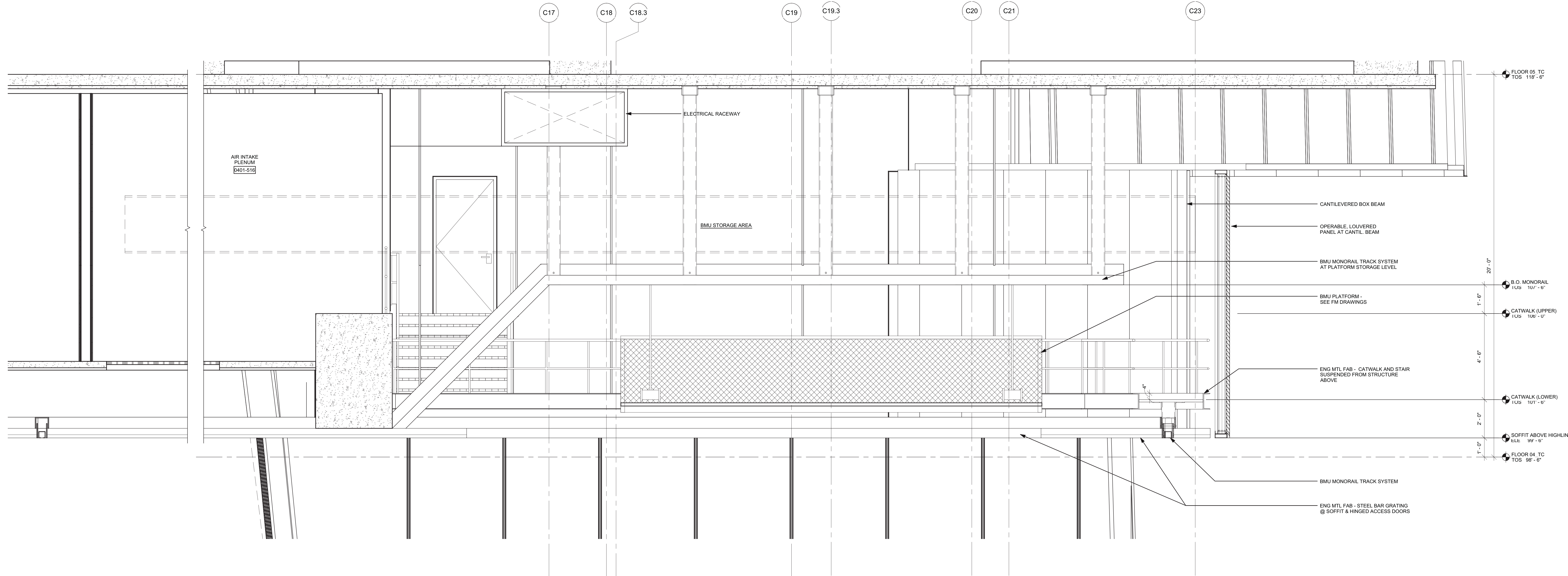
Oxford Properties Group  
320 Park Avenue, 17th Floor  
New York, NY 10022  
Tel: 212.986.7514 Fax: 212.986.7510

Construction Manager  
Tishman Construction Corporation  
100 Park Avenue, 5th Floor  
New York, NY 10017  
Tel: 212.708.5000

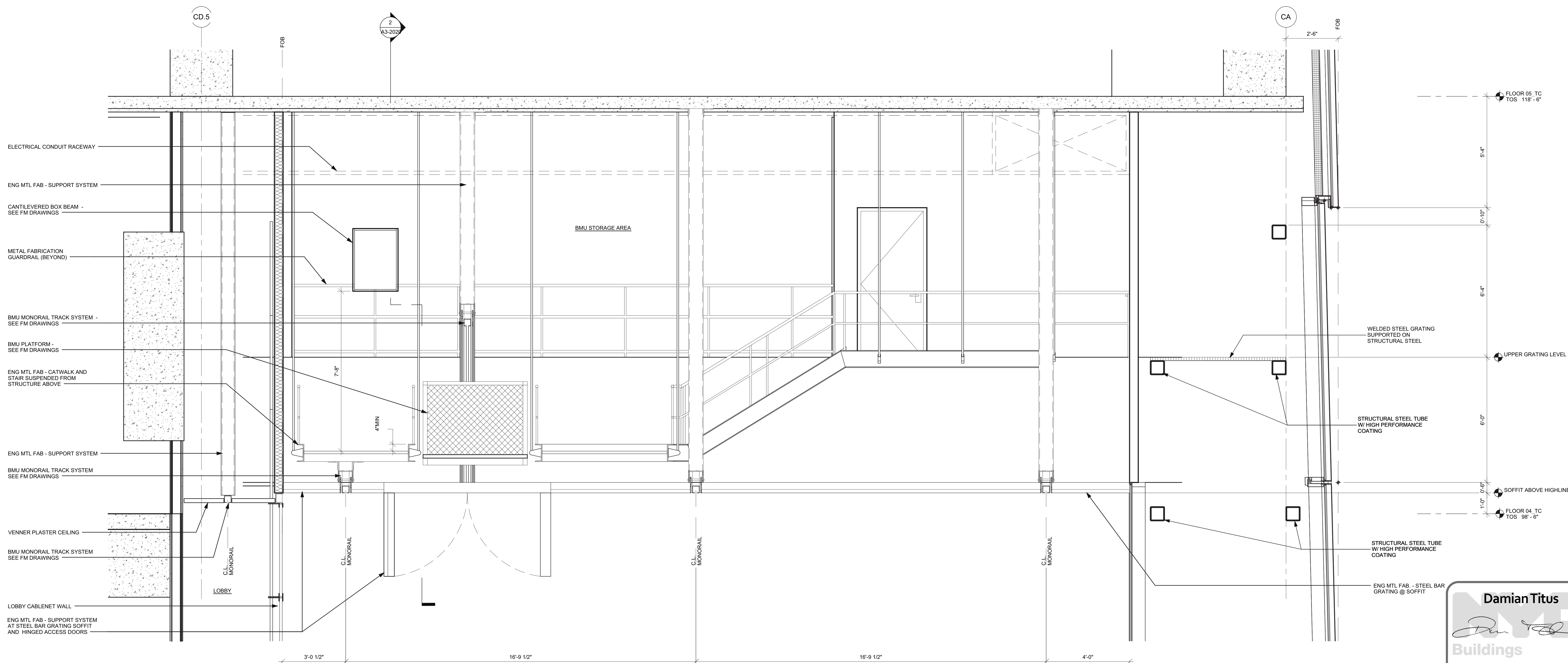
Architect  
Kohn Pedersen Fox Associates PC  
Architects & Planning Consultants  
11 West 42nd Street  
New York, NY 10036  
Tel: 212.977.6500 Fax: 212.956.2526

Structural Engineer  
Thornton Tomasetti, Inc.  
51 Madison Avenue  
New York, NY 10010  
Tel: 917.661.7800 Fax: 917.661.7801

Mechanical, Electrical, Plumbing, Fire Protection  
Jaros Baum & Bolles Consulting Engineers  
80 Pine Street  
New York, NY 10013  
Tel: 212.530.9300 Fax: 212.269.5894



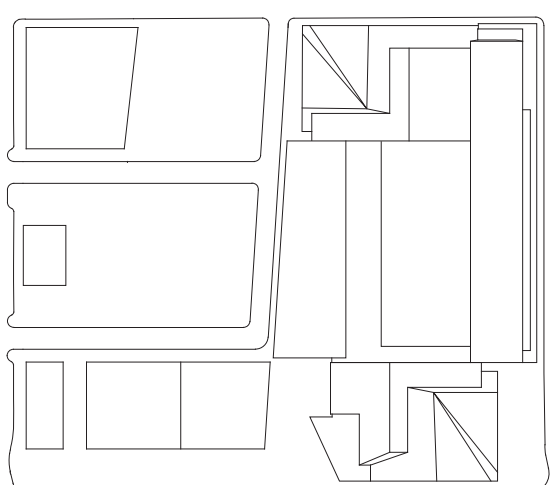
2 SECTION SOUTH @ HIGHLINE SOFFIT  
SCALE: 1/2" = 1'-0"



1 SECTION EAST @ HIGHLINE SOFFIT  
SCALE: 1/2" = 1'-0"

1 D.O.B. BUILDING PERMIT FILING 03/22/2013  
By: Date: Issued By: Date:

Key Plan



Date:  
03/22/2013  
Project No:  
1776.10  
Drawn By:  
Sheet Number

HYE-TC-A3-2020

Drawing Title

ENLARGED  
ELEVATIONS &  
& SECTIONS

Project Number:  
A3-2020  
Revision Number:  
A-318.00

Revision Description


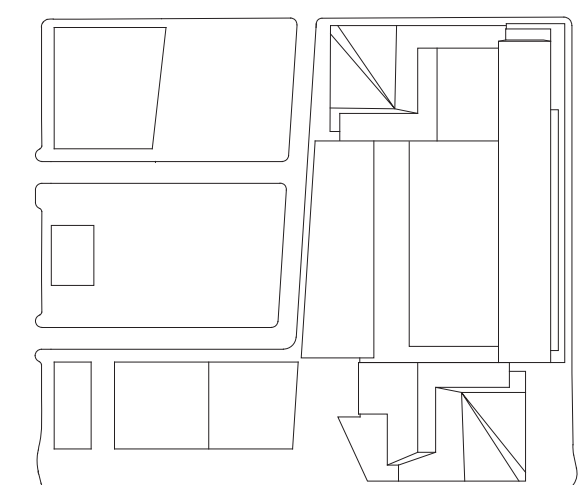
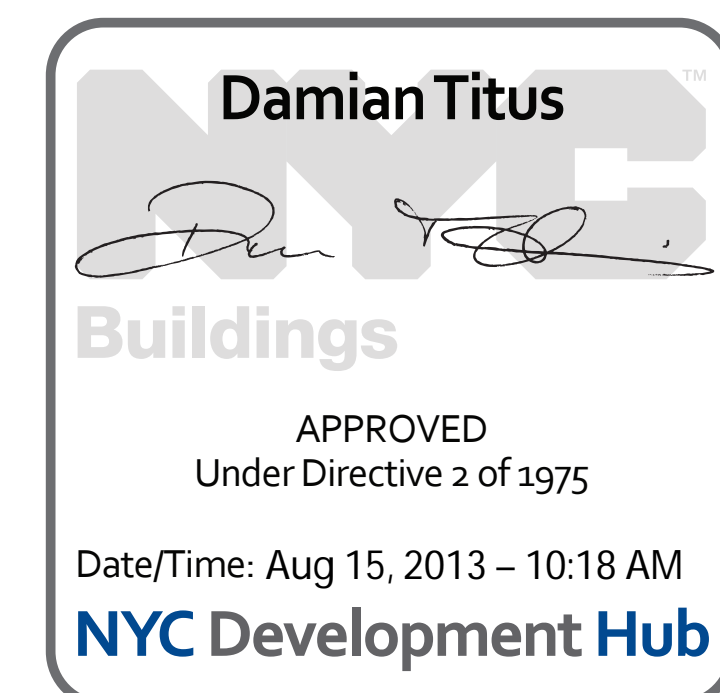


4 ENLARGED EAST ELEVATION  
SCALE: 1/2" = 1'-0"

3 ENLARGED SECTION @ PARAPET  
SCALE: 1/2" = 1'-0"

② ENLARGED EAST ELEVATION  
SCALE: 1/2" = 1'-0"

① ENLARGED SECTION @ INCLINED WT03  
SCALE: 1/2" = 1'-0"



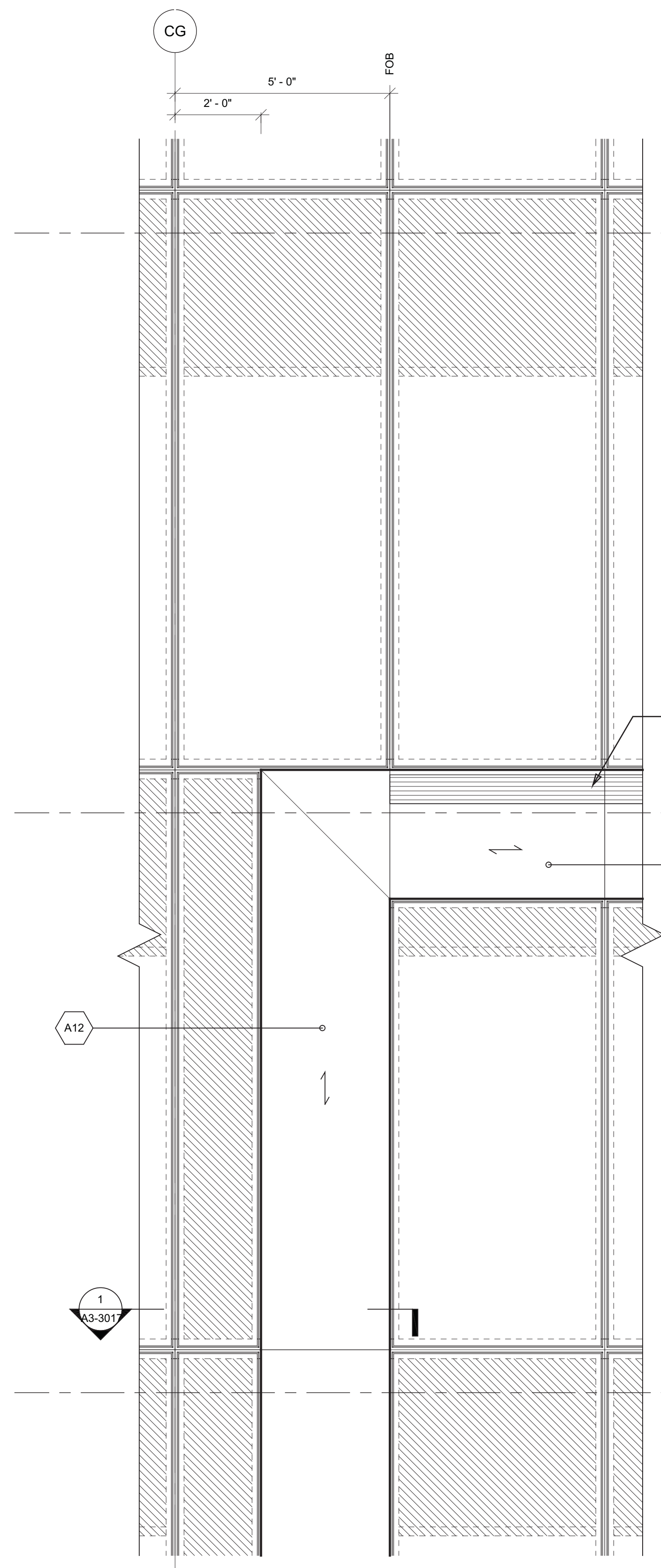
HYE-TC-A3-2021

ENLARGED  
ELEVATIONS &  
SECTIONS

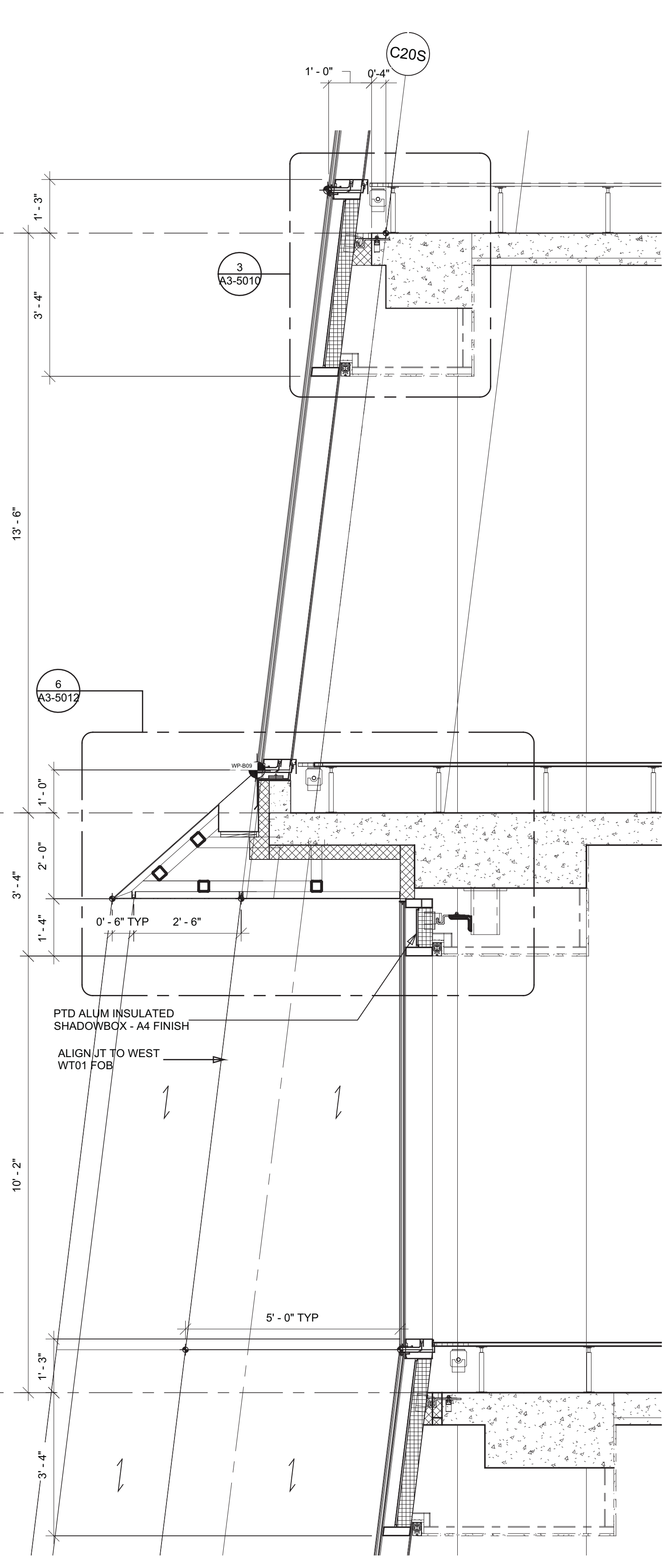
Drawing Number  
A3-2021  
B-SCAN Drawing Number  
A-319.00



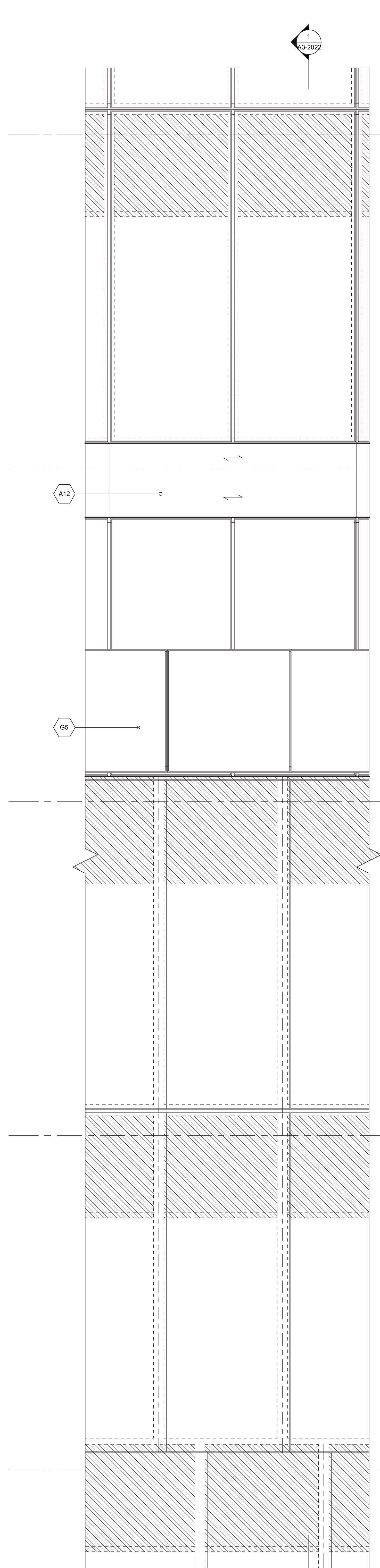
Filename: P:\Projects\1776\_WestSideKensalDrawings\CAD\Sheet\TC00L\_Permi\_Serv\Series\HETC-A3-2022.dwg Plotted by: Matt Gregory Plot Time: 3/21/2013 4:41 PM



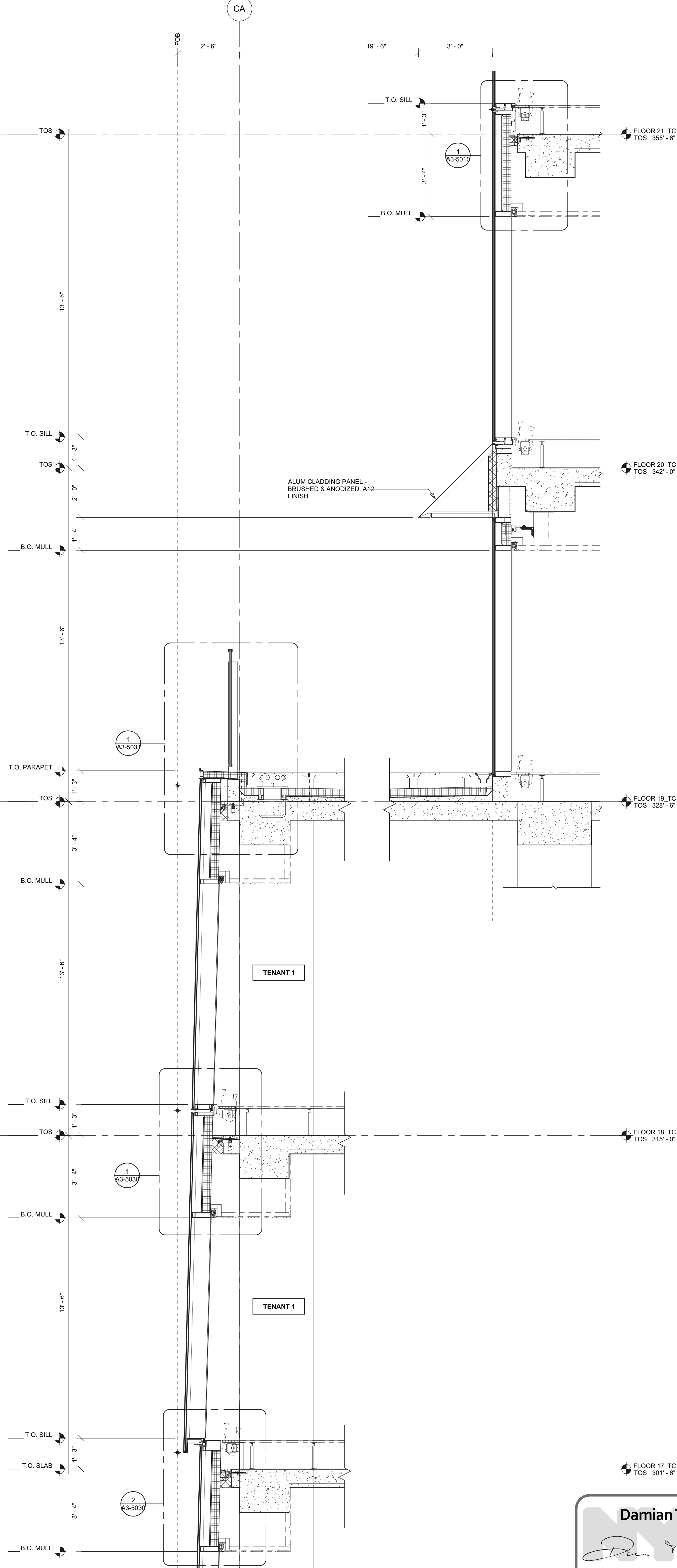
4 ENLARGED WEST ELEVATION  
SCALE: 1/2" = 1'-0"



3 ENLARGED SECTION AT WT01L BASE  
SCALE: 1/2" = 1'-0"



2 ENLARGED SOUTH ELEVATION  
SCALE: 1/2" = 1'-0"



1 ENLARGED SECTION AT LEVEL 19 TERRACE  
SCALE: 1/2" = 1'-0"

**Damian Titus**

**Buildings**

APPROVED  
Under Directive 2 of 1975

Date/Time: Aug 15, 2013 - 10:18 AM

**NYC Development Hub**

# HUDSON YARDS - TOWER C

Address  
501 WEST 30TH STREET  
NEW YORK, NY



**Client**  
Related Companies  
60 Columbus Circle  
New York, NY 10023  
Tel: 212.801.1000 Fax: 212.801.1048

**Oxford Properties Group**  
320 Park Avenue, 17th Floor  
New York, NY 10022  
Tel: 212.986.7514 Fax: 212.986.7510

**Construction Manager**  
Tishman Construction Corporation  
100 Park Avenue, 5th Floor  
New York, NY 10017  
Tel: 212.708.5600

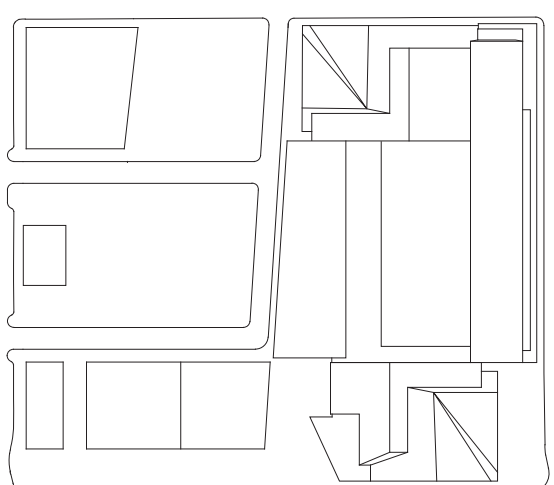
**Architect**  
Kohn Pedersen Fox Associates PC  
Architects & Planning Consultants  
11 West 42nd Street  
New York, NY 10036  
Tel: 212.977.6500 Fax: 212.956.2526

**Structural Engineer**  
Thornton Tomasetti, Inc.  
51 Madison Avenue  
New York, NY 10010  
Tel: 917.661.7800 Fax: 917.661.7801

**Mechanical, Electrical, Plumbing, Fire Protection**  
Jaros Baum & Bolles Consulting Engineers  
80 Pine Street  
New York, NY 10013  
Tel: 212.530.9300 Fax: 212.269.5894

No.	D.O.B. BUILDING PERMIT FILING	Date
1	03/22/2013	03/22/2013

Key Plan



Date:

03/22/2013

Project No.:

1776.10

Drawn By:

Sheet Number:

Drawing Title:

HYE-TC-A3-2022

ENLARGED ELEVATIONS & SECTIONS

Project Number:

A3-2022

Project Name:

A-320.00







HUDSON YARDS -  
TOWER C

Address  
501 WEST 30TH STREET  
NEW YORK, NY



Client  
Related Companies  
60 Columbus Circle  
New York, NY 10023  
Tel: 212.801.1000 Fax: 212.801.1048

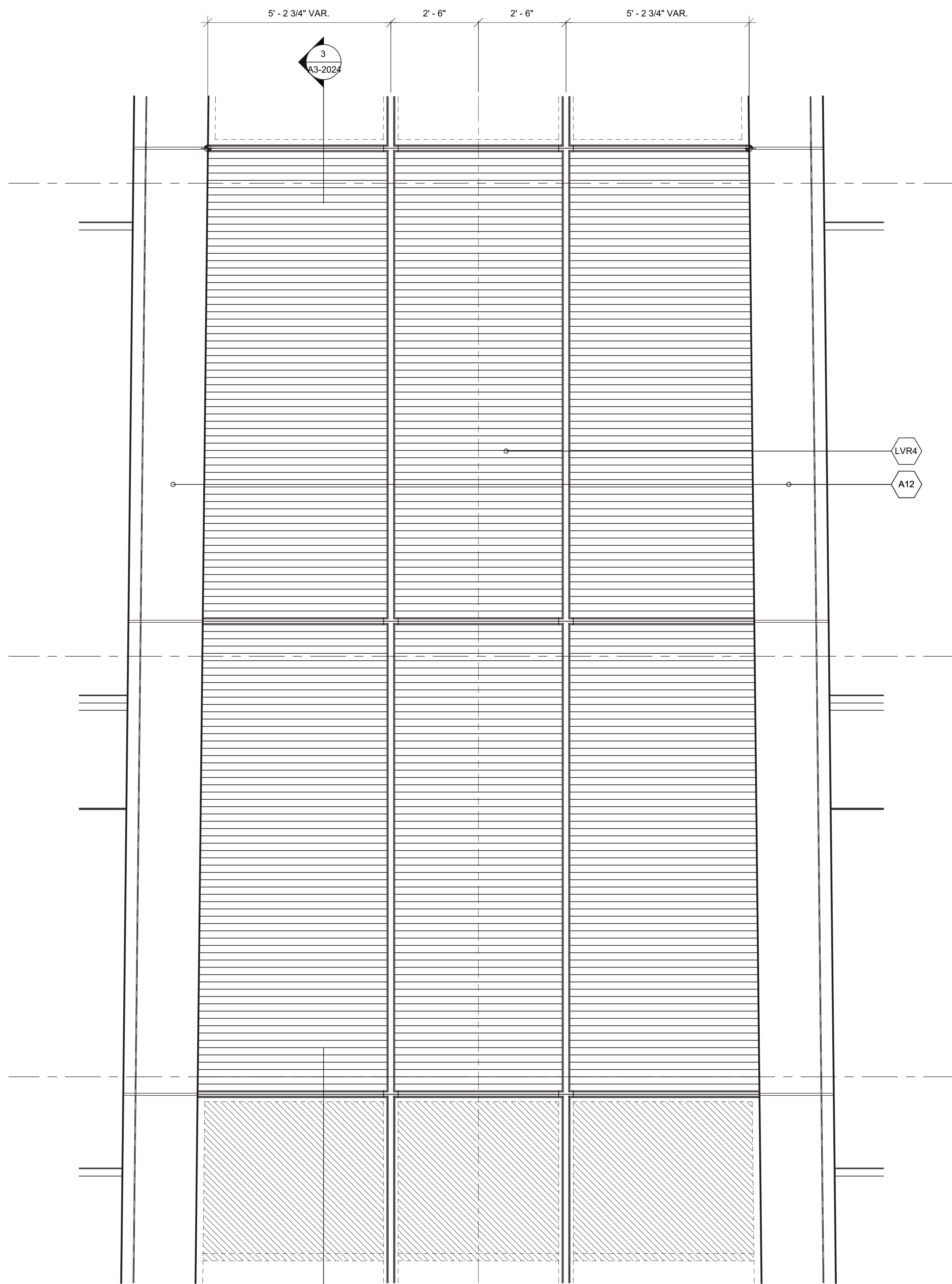
Oxford Properties Group  
320 Park Avenue, 17th Floor  
New York, NY 10022  
Tel: 212.986.7514 Fax: 212.986.7510

Construction Manager  
Tishman Construction Corporation  
100 Park Avenue, 5th Floor  
New York, NY 10017  
Tel: 212.708.5600

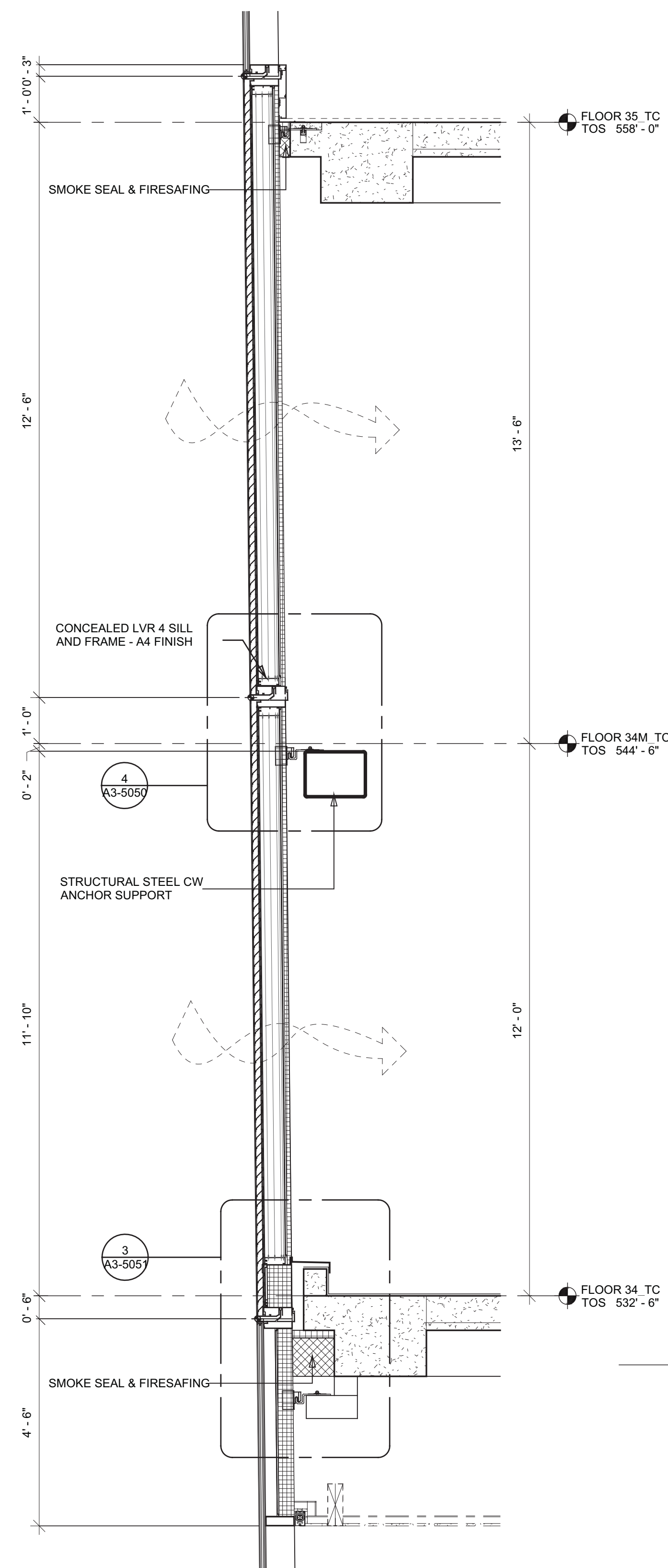
Architect  
Kohn Pedersen Fox Associates PC  
Architects & Planning Consultants  
11 West 42nd Street  
New York, NY 10036  
Tel: 212.977.6500 Fax: 212.956.2526

Structural Engineer  
Thornton Tomasetti, Inc.  
51 Madison Avenue  
New York, NY 10010  
Tel: 917.661.7800 Fax: 917.661.7801

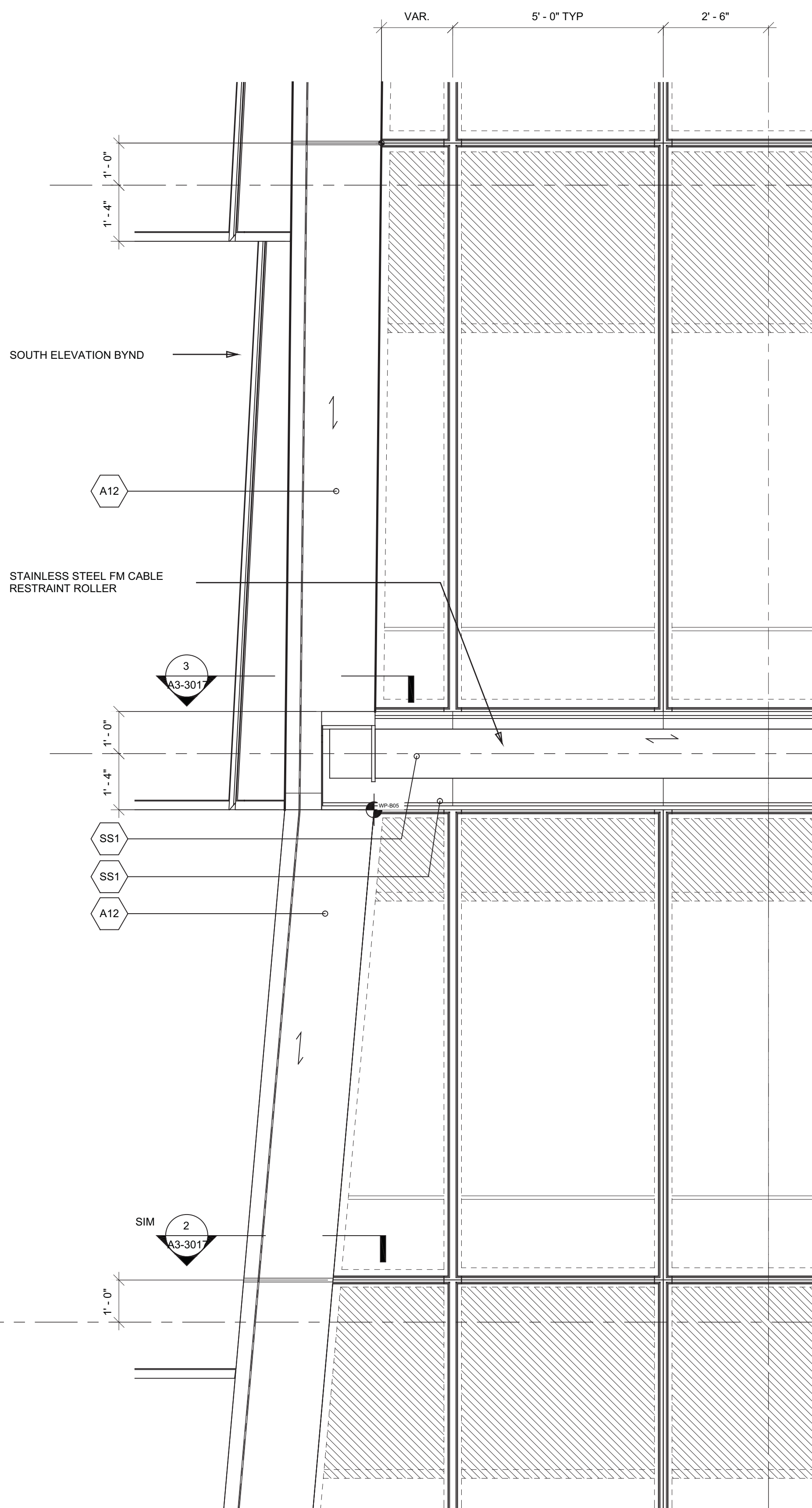
Mechanical, Electrical, Plumbing, Fire Protection  
Jaros Baum & Bolles Consulting Engineers  
80 Pine Street  
New York, NY 10013  
Tel: 212.530.9300 Fax: 212.269.5894



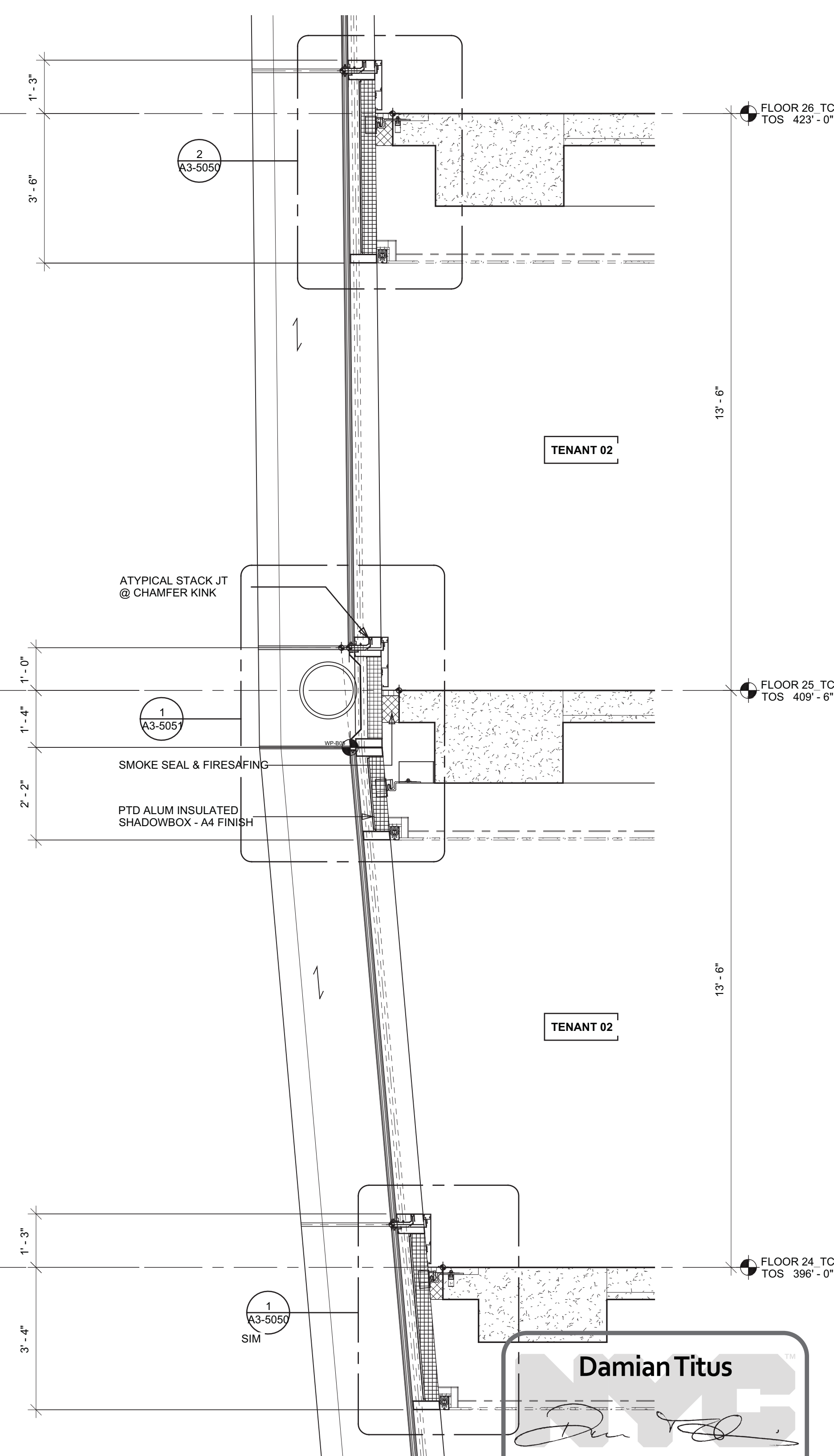
④ ENLARGED ELEVATION - CHAMFER  
SCALE: 1/2" = 1'-0"



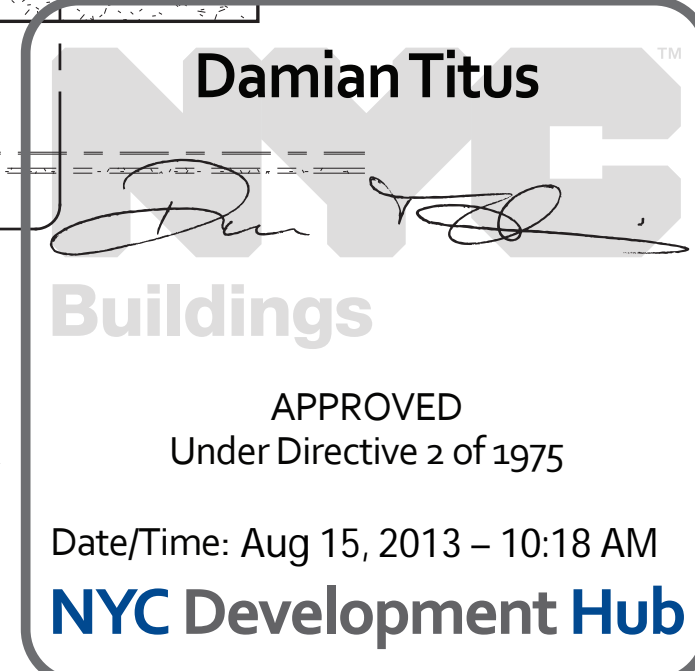
③ ENLARGED SECTION AT CHAMFER  
SCALE: 1/2" = 1'-0"



② ENLARGED ELEVATION - CHAMFER  
SCALE: 1/2" = 1'-0"

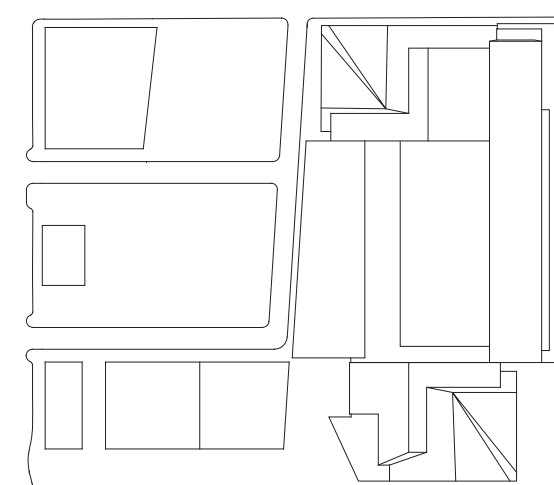


① ENLARGED SECTION AT CHAMFER  
SCALE: 1/2" = 1'-0"



1 D.O.B. BUILDING PERMIT FILING 03/22/2013  
Date Date

Any Print



Date:

03/22/2013

Project No.:

1776.10

Printed By:

Sheet Number

HYE-TC-A3-2024

Printing Title

ENLARGED ELEVATIONS & SECTIONS

Project Name:

A3-2024

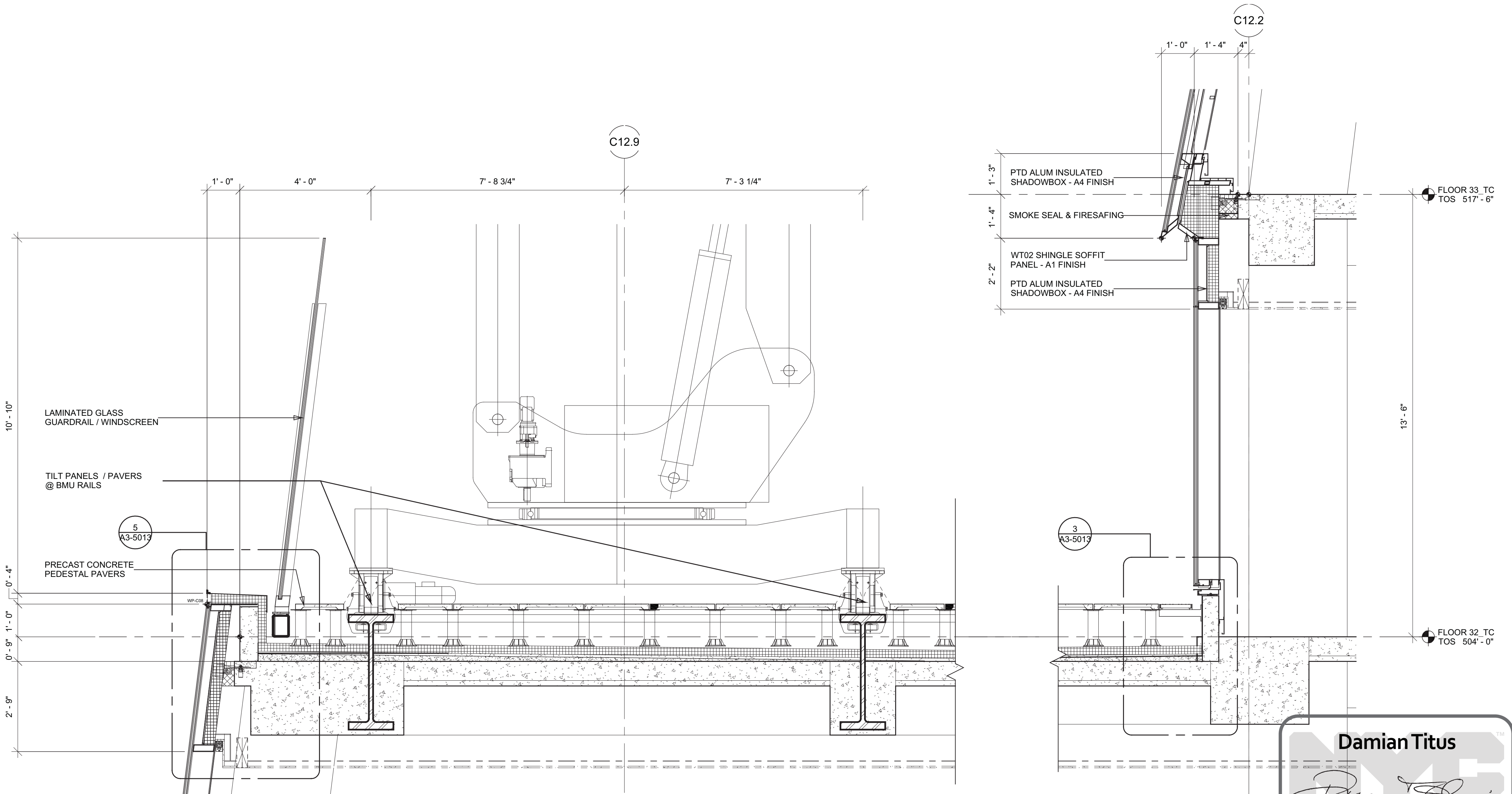
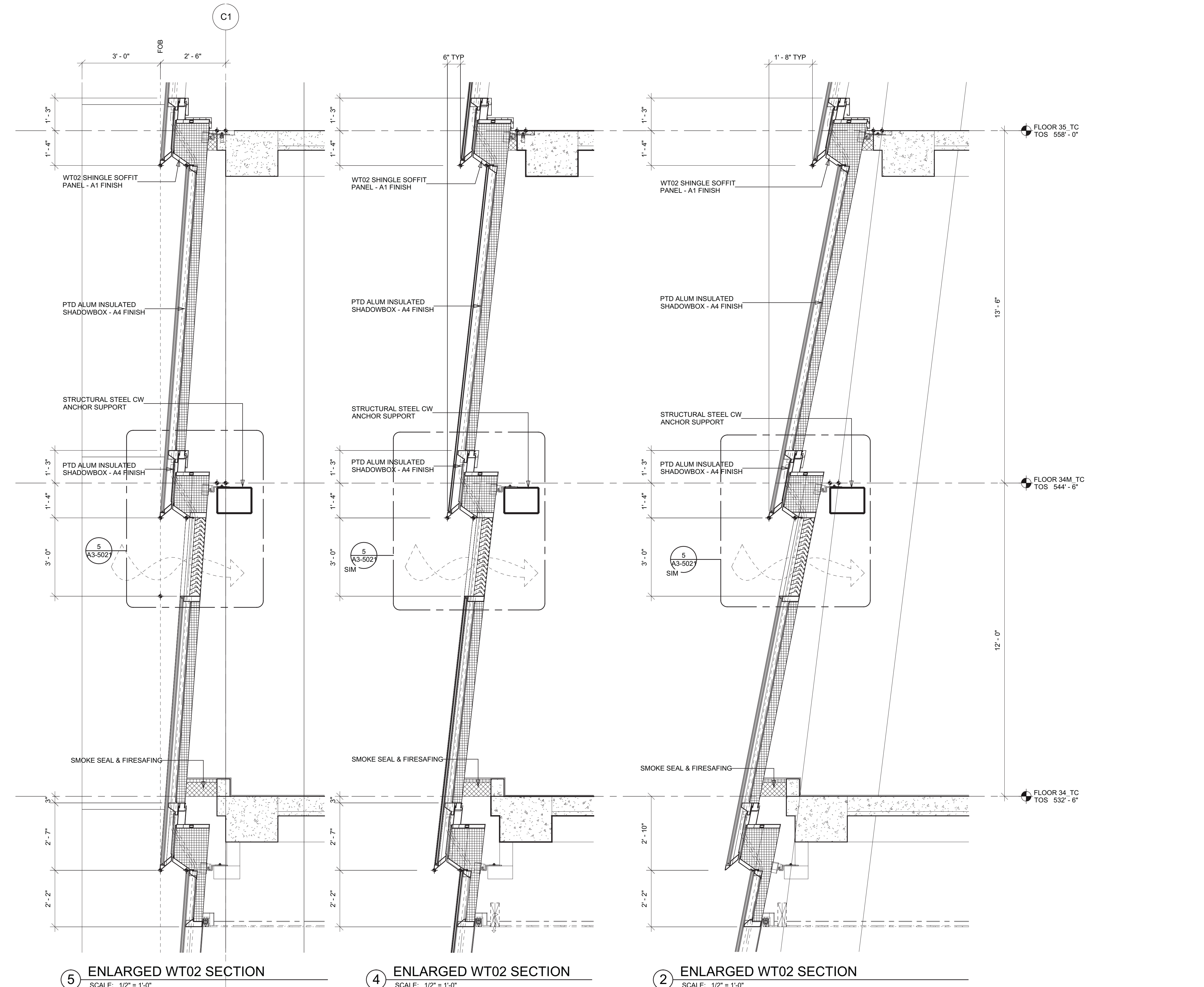
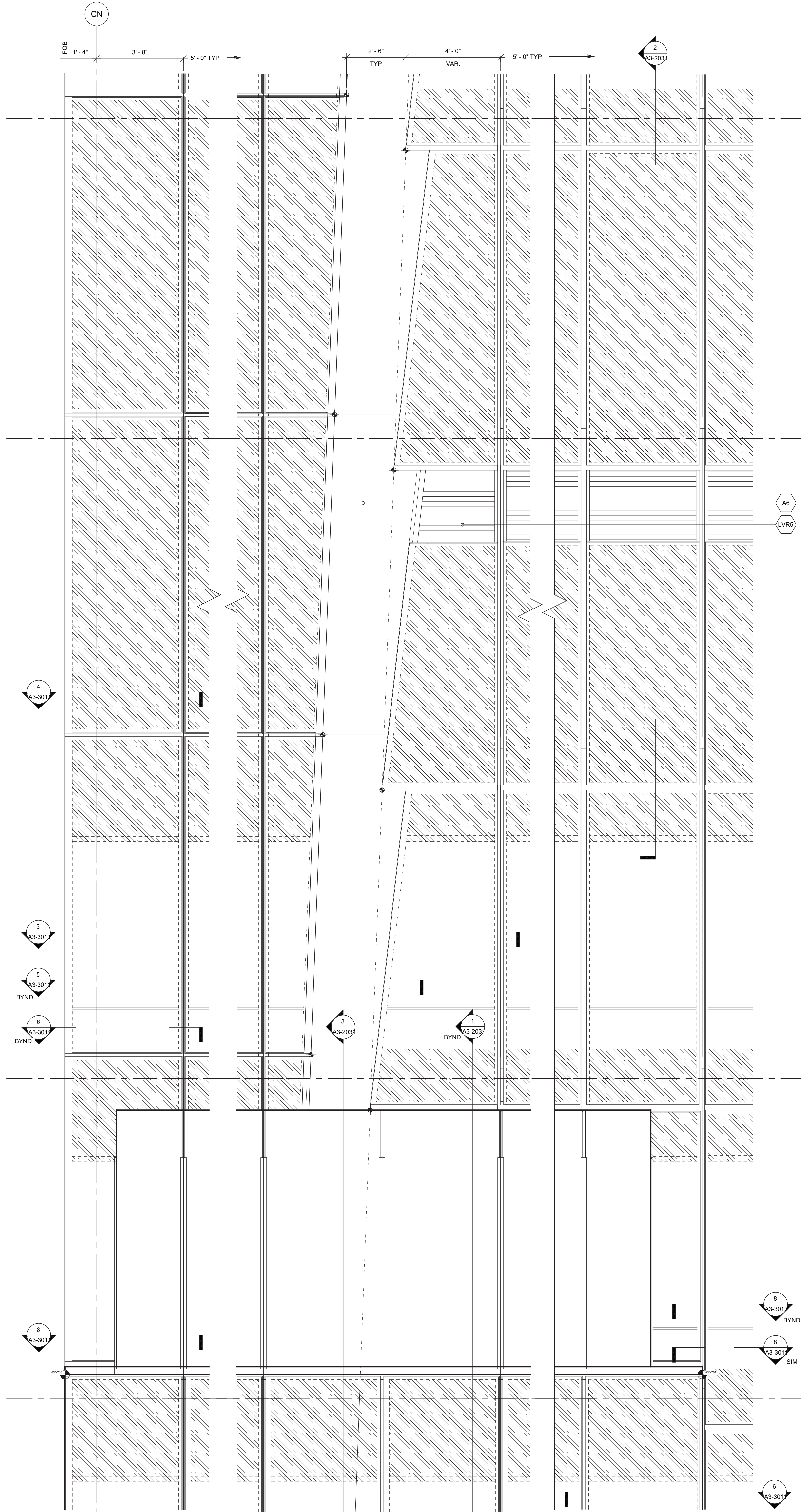
Project Number

A-322.00

SHEET 123 OF 239

© 2013 KOHN PEDERSEN FOX ASSOCIATES PC. All rights reserved.





8 ENLARGED WEST ELEVATION  
SCALE: 1/2" = 1'-0"

7 ENLARGED WEST ELEVATION  
SCALE: 1/2" = 1'-0"


6 ENLARGED WEST ELEVATION  
SCALE: 1/2" = 1'-0"

3 ENLARGED SECTION AT MIDRISE PARAPET  
SCALE: 1/2" = 1'-0"

1 ENLARGED SECTION AT MIDRISE TERRACE  
SCALE: 1/2" = 1'-0"

# HUDSON YARDS - TOWER C

Address  
501 WEST 30TH STREET  
NEW YORK, NY



**Client**  
Related Companies  
60 Columbus Circle  
New York, NY 10023  
Tel: 212.801.1000 Fax: 212.801.1048

**Oxford Properties Group**  
320 Park Avenue, 17th Floor  
New York, NY 10022  
Tel: 212.866.7514 Fax: 212.986.7510

**Construction Manager**  
Tishman Construction Corporation  
100 Park Avenue, 5th Floor  
New York, NY 10017  
Tel: 212.708.5000

**Architect**  
Kohn Pedersen Fox Associates PC  
Architects & Planning Consultants  
11 West 42nd Street  
New York, NY 10036  
Tel: 212.977.6500 Fax: 212.956.2526

**Structural Engineer**  
Thornton Tomasetti, Inc.  
51 Madison Avenue  
New York, NY 10010  
Tel: 917.661.7800 Fax: 917.661.7801

**Mechanical, Electrical, Plumbing, Fire Protection**  
Jaros Baum & Bolles Consulting Engineers  
80 Pine Street  
New York, NY 10013  
Tel: 212.530.9300 Fax: 212.269.5894

Rev	Description	Date
1	D.O.B. BUILDING PERMIT FILING	03/22/2013

Any Plans



Date: 03/22/2013  
Project No: 1776.10  
Drawn By: [Signature]  
Sheet Number: [Signature]

REGISTERED ARCHITECT  
DAMIAN TITUS  
STATE OF NEW YORK

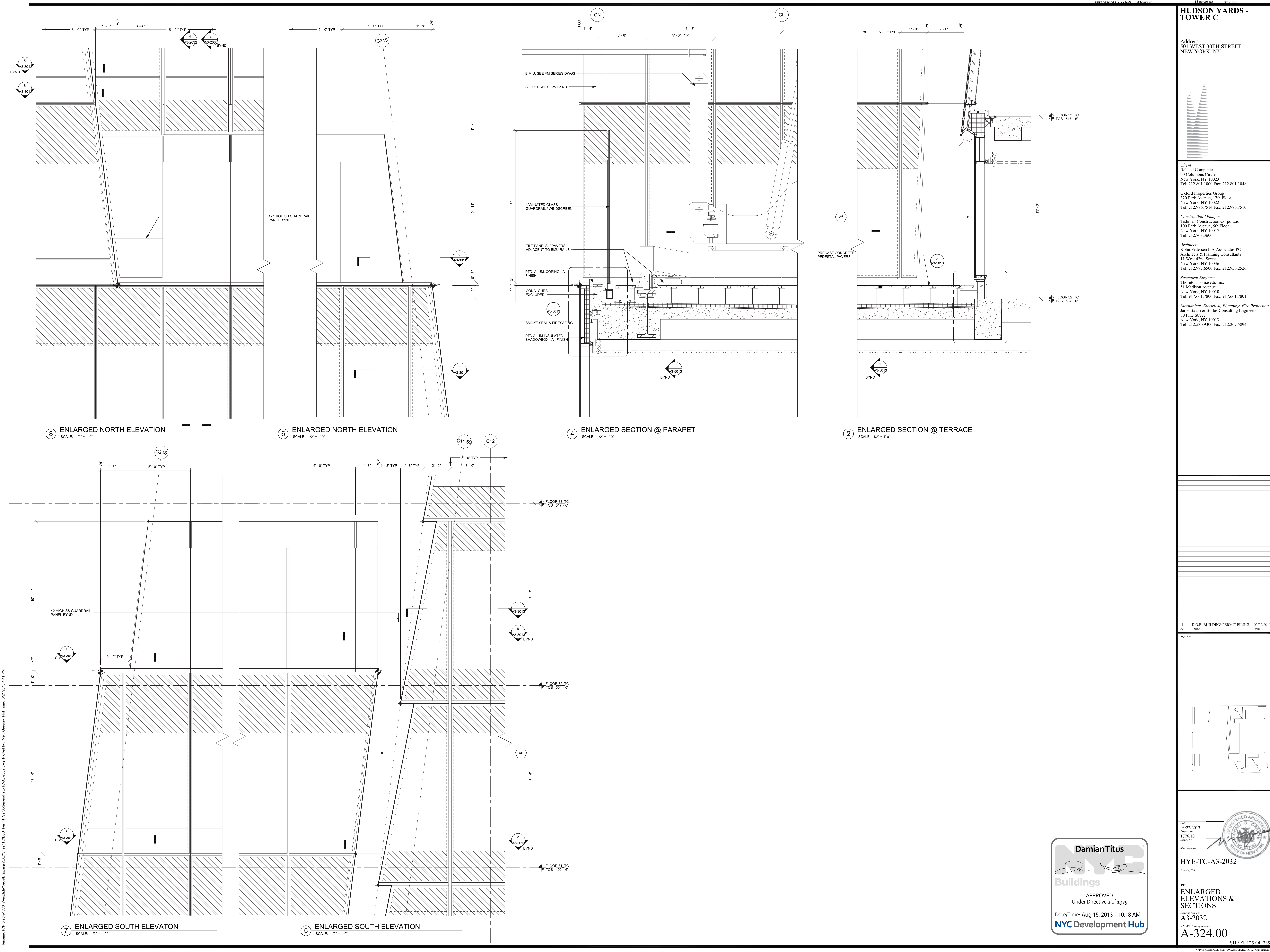
HYE-TC-A3-2031

ENLARGED ELEVATIONS & SECTIONS  
Under Directive 2 of 1975  
Date/Time: Aug 15, 2013 - 10:18 AM  
NYC Development Hub

A-323.00



Filename: P:\Projects\1776\_WestSideKensalDrawings\CAD\Sheet\TC006\_Permi\_Serv\Series\WETC-A3-2032.dwg Plotted by: Matt Gregory Plot Time: 3/2/2013 4:41 PM



HUDSON YARDS - TOWER C

Address  
501 WEST 30TH STREET  
NEW YORK, NY

Client  
Related Companies  
60 Columbus Circle  
New York, NY 10023  
Tel: 212.801.1000 Fax: 212.801.1048

Oxford Properties Group  
320 Park Avenue, 17th Floor  
New York, NY 10022  
Tel: 212.986.7514 Fax: 212.986.7510

Construction Manager  
Tishman Construction Corporation  
100 Park Avenue, 5th Floor  
New York, NY 10017  
Tel: 212.708.5000

Architect  
Kohn Pedersen Fox Associates PC  
Architects & Planning Consultants  
11 West 42nd Street  
New York, NY 10036  
Tel: 212.977.6500 Fax: 212.956.2526

Structural Engineer  
Thornton Tomasetti, Inc.  
51 Madison Avenue  
New York, NY 10010  
Tel: 917.661.7800 Fax: 917.661.7801

Mechanical, Electrical, Plumbing, Fire Protection  
Jaros Baum & Bolles Consulting Engineers  
80 Pine Street  
New York, NY 10013  
Tel: 212.530.9300 Fax: 212.269.5894

1	D.O.B. BUILDING PERMIT FILING	03/22/2013
No.	Date	Date

Key Plan

Time  
03/22/2013  
Project No.  
1776.10  
Drawn By  
Sheet Number  
Drawing Title

HYE-TC-A3-2032

ENLARGED ELEVATIONS & SECTIONS

Project Number  
A3-2032  
Architect/Design Number  
A-324.00

Damian Titus

Buildings

APPROVED  
Under Directive 2 of 1975

Date/Time: Aug 15, 2013 - 10:18 AM  
NYC Development Hub

SHEET 125 OF 239

© 2013 KOHN PEDERSEN FOX ASSOCIATES PC. All rights reserved.



HUDSON YARDS -  
TOWER C

Address  
501 WEST 30TH STREET  
NEW YORK, NY



Client  
Related Companies  
60 Columbus Circle  
New York, NY 10023  
Tel: 212.801.1000 Fax: 212.801.1048

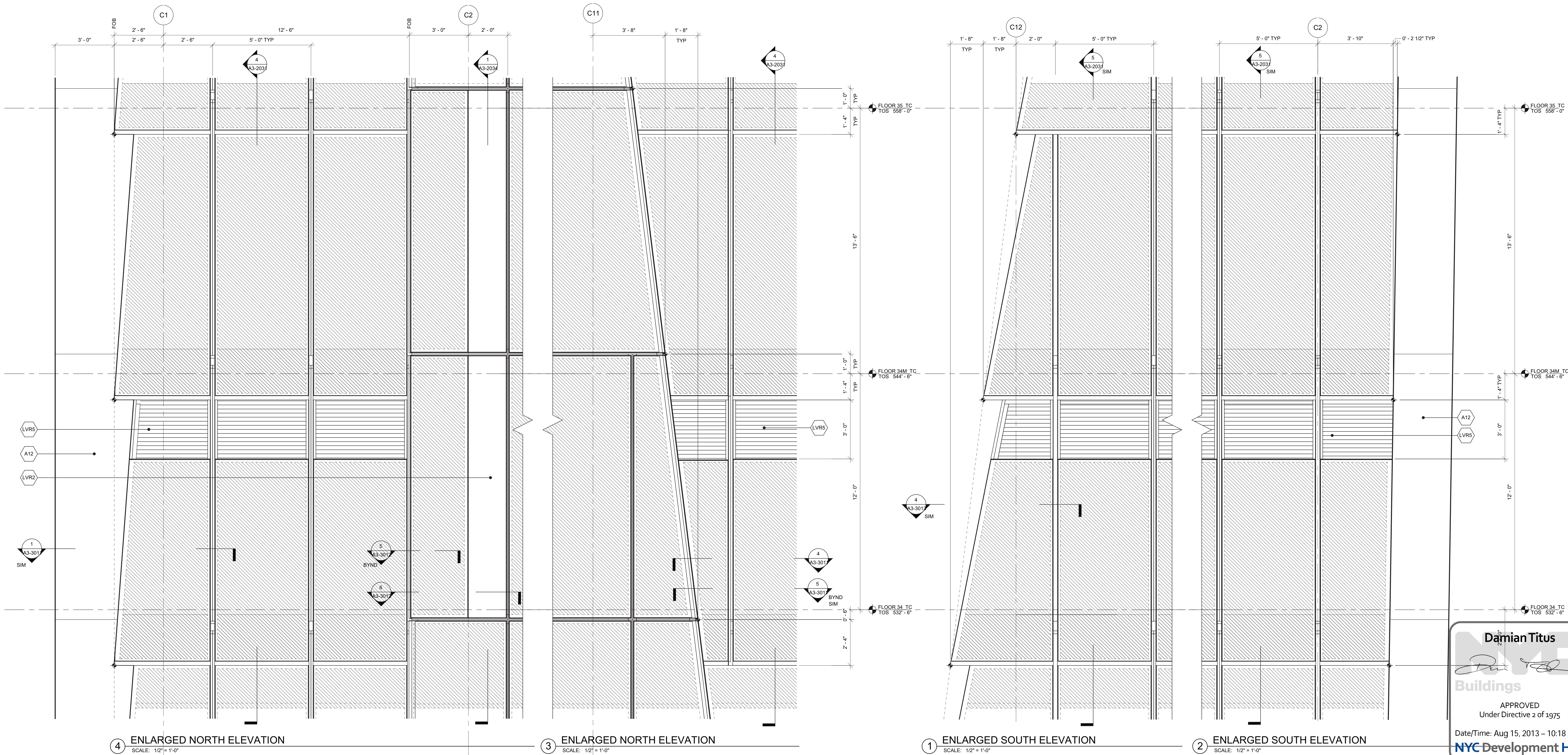
Oxford Properties Group  
320 Park Avenue, 17th Floor  
New York, NY 10022  
Tel: 212.986.7514 Fax: 212.986.7510

Construction Manager  
Tishman Construction Corporation  
100 Park Avenue, 5th Floor  
New York, NY 10017  
Tel: 212.708.5000

Architect  
Kohn Pedersen Fox Associates PC  
Architects & Planning Consultants  
11 West 42nd Street  
New York, NY 10036  
Tel: 212.977.6500 Fax: 212.956.2526

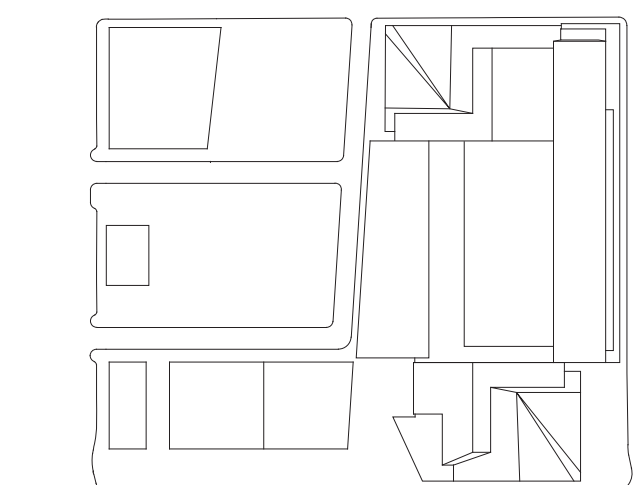
Structural Engineer  
Thornton Tomasetti, Inc.  
51 Madison Avenue  
New York, NY 10010  
Tel: 917.661.7800 Fax: 917.661.7801

Mechanical, Electrical, Plumbing, Fire Protection  
Jaros Baum & Bolles Consulting Engineers  
80 Pine Street  
New York, NY 10013  
Tel: 212.530.9300 Fax: 212.269.5894



1 D.O.B. BUILDING PERMIT FILING 03/22/2013

Any Plans



HYE-TC-A3-2033

ENLARGED  
ELEVATIONS &  
SECTIONS

Project Number  
A3-2033

Revision Number  
A3-2033

Sheet Number  
A-325.00

SHEET 126 OF 239



**HUDSON YARDS -  
TOWER C**

Address  
501 WEST 30TH STREET  
NEW YORK, NY



Client  
Related Companies  
60 Columbus Circle  
New York, NY 10023  
Tel: 212.801.1000 Fax: 212.801.1048

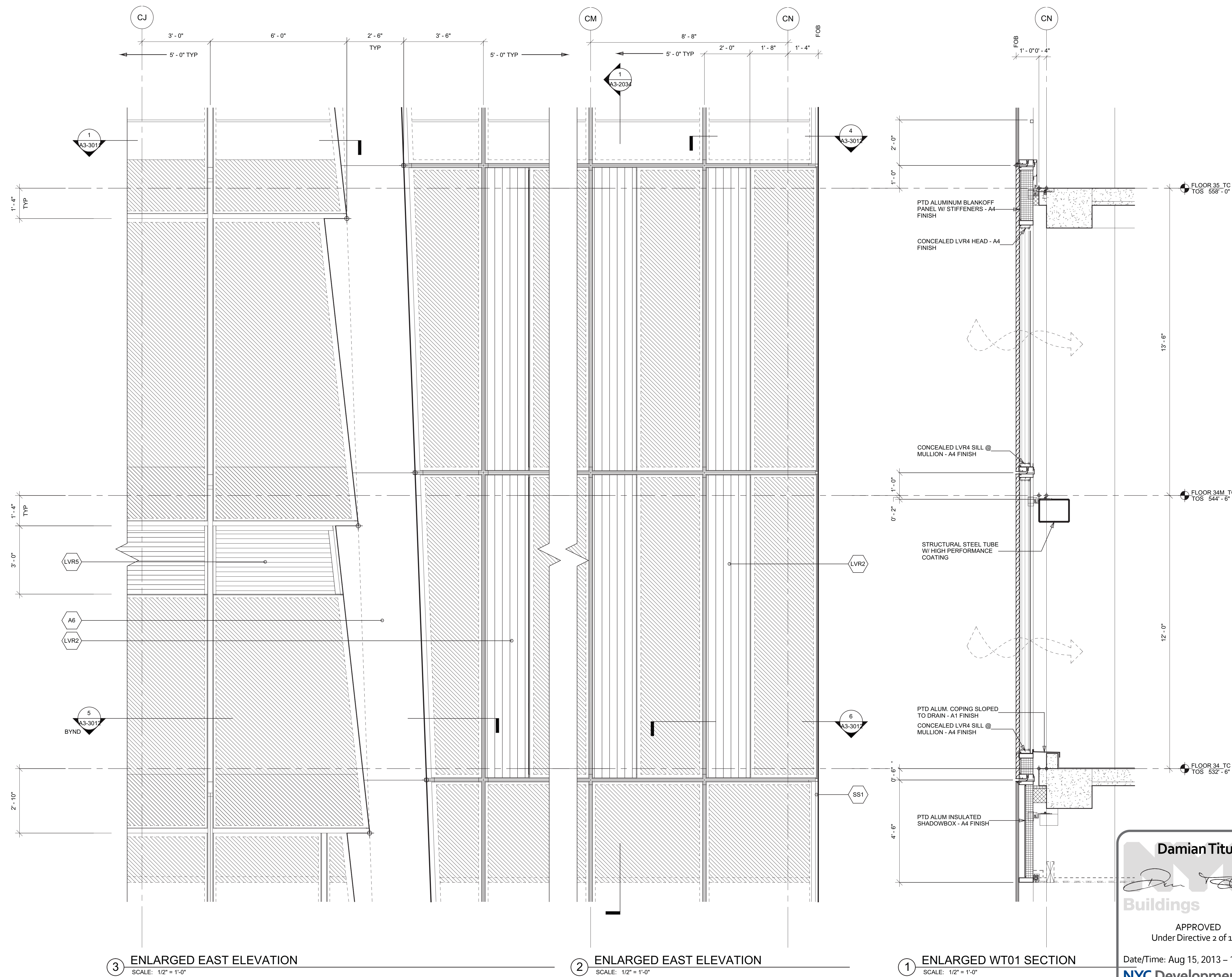
Oxford Properties Group  
620 Park Avenue, 17th Floor  
New York, NY 10022  
Tel: 212.986.7514 Fax: 212.986.7510

**Construction Manager**  
Fishman Construction Corporation  
100 Park Avenue, 5th Floor  
New York, NY 10017  
Tel: 212.708.3600

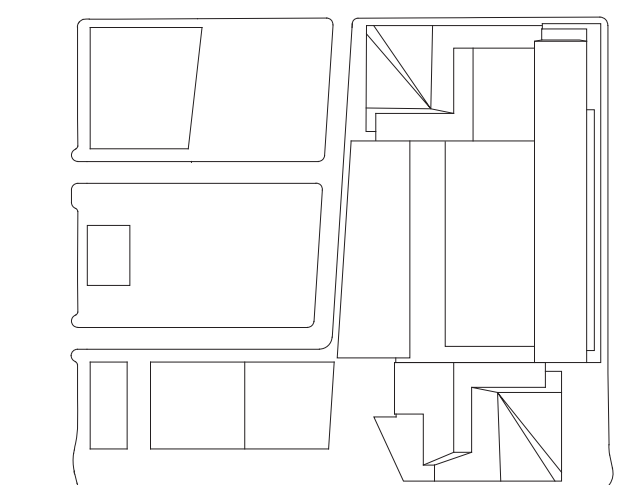
**Architect**  
Kohn Pedersen Fox Associates PC  
Architects & Planning Consultants  
1 West 42nd Street  
New York, NY 10036  
Tel: 212.977.6500 Fax: 212.956.2526

**Structural Engineer**  
Thornton Tomasetti, Inc.  
61 Madison Avenue  
New York, NY 10010  
Tel: 917.661.7800 Fax: 917.661.7801

**Mechanical, Electrical, Plumbing, Fire Protection**  
**Baros Baum & Bolles Consulting Engineers**  
 30 Pine Street  
 New York, NY 10013  
 Tel: 212.530.9300 Fax: 212.269.5894



1	D.O.B. BUILDING PERMIT FILING	03/22/201
6.	<i>how</i>	<i>Date</i>



03/22/2013

776.10

Account Number

HYE-T

Drawing Title

# ENLA ELEV.

## SECTIONS

A3-2034

A-3'


---







Address  
501 WEST 30TH STREET  
NEW YORK, NY



Oxford Properties Group  
320 Park Avenue, 17th Floor  
New York, NY 10022  
Tel: 212.986.7514 Fax: 212.986.7510

*Construction Manager*  
Tishman Construction Corporation  
100 Park Avenue, 5th Floor  
New York, NY 10017  
Tel: 212.708.3600

*Architect*  
Kohn Pedersen Fox Associates PC  
Architects & Planning Consultants  
11 West 42nd Street  
New York, NY 10036  
Tel: 212.977.6500 Fax: 212.956.2526

*Structural Engineer*  
Thornton Tomasetti, Inc.  
51 Madison Avenue  
New York, NY 10010  
Tel: 917.661.7800 Fax: 917.661.7801

*Mechanical, Electrical, Plumbing, Fire Protection*  
Jaros Baum & Bolles Consulting Engineers  
80 Pine Street  
New York, NY 10013  
Tel: 212.530.9300 Fax: 212.269.5894

1	D.O.B. BUILDING PERMIT FILING	03/22/2013
No.	Issue	Date

608 Day

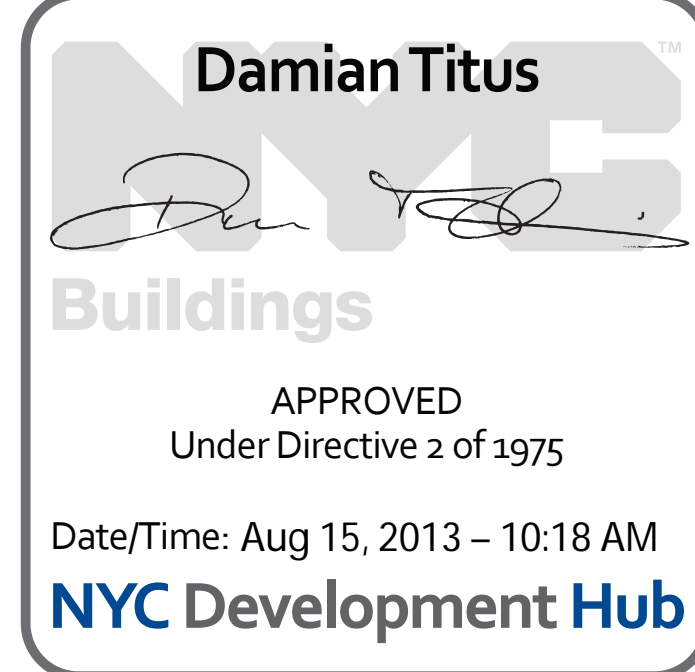


HYE-TC-A3-2051

ENLARGED  
ELEVATIONS &  
SECTIONS @ ROOFDrawing Number  
A3-2051

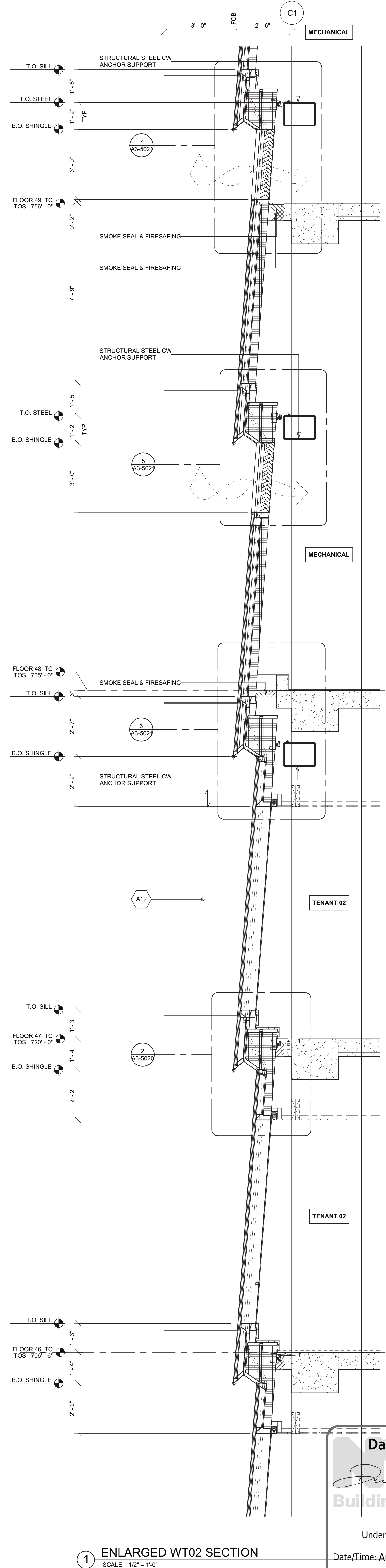
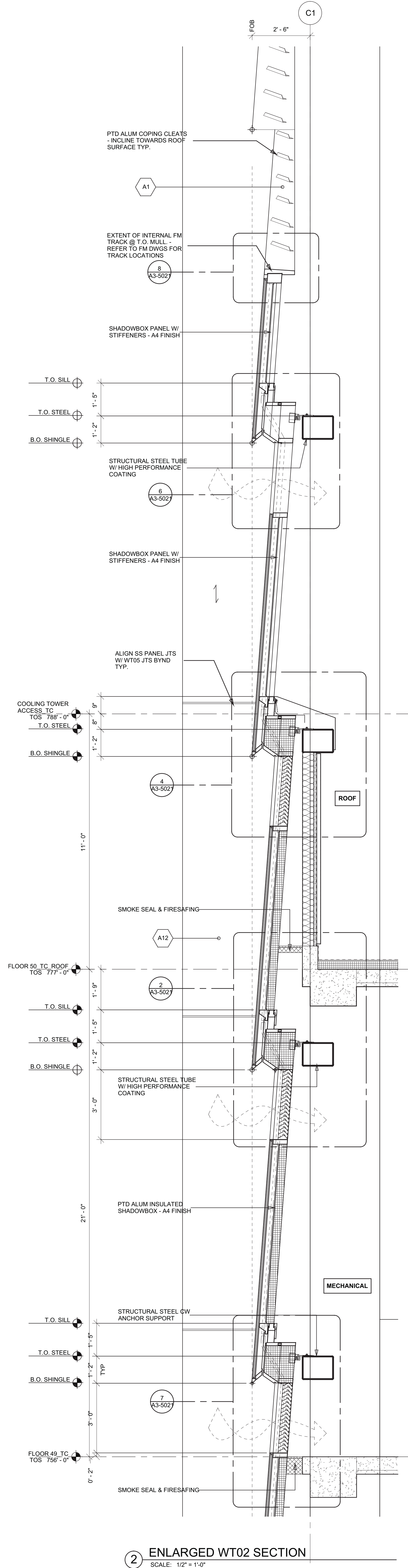
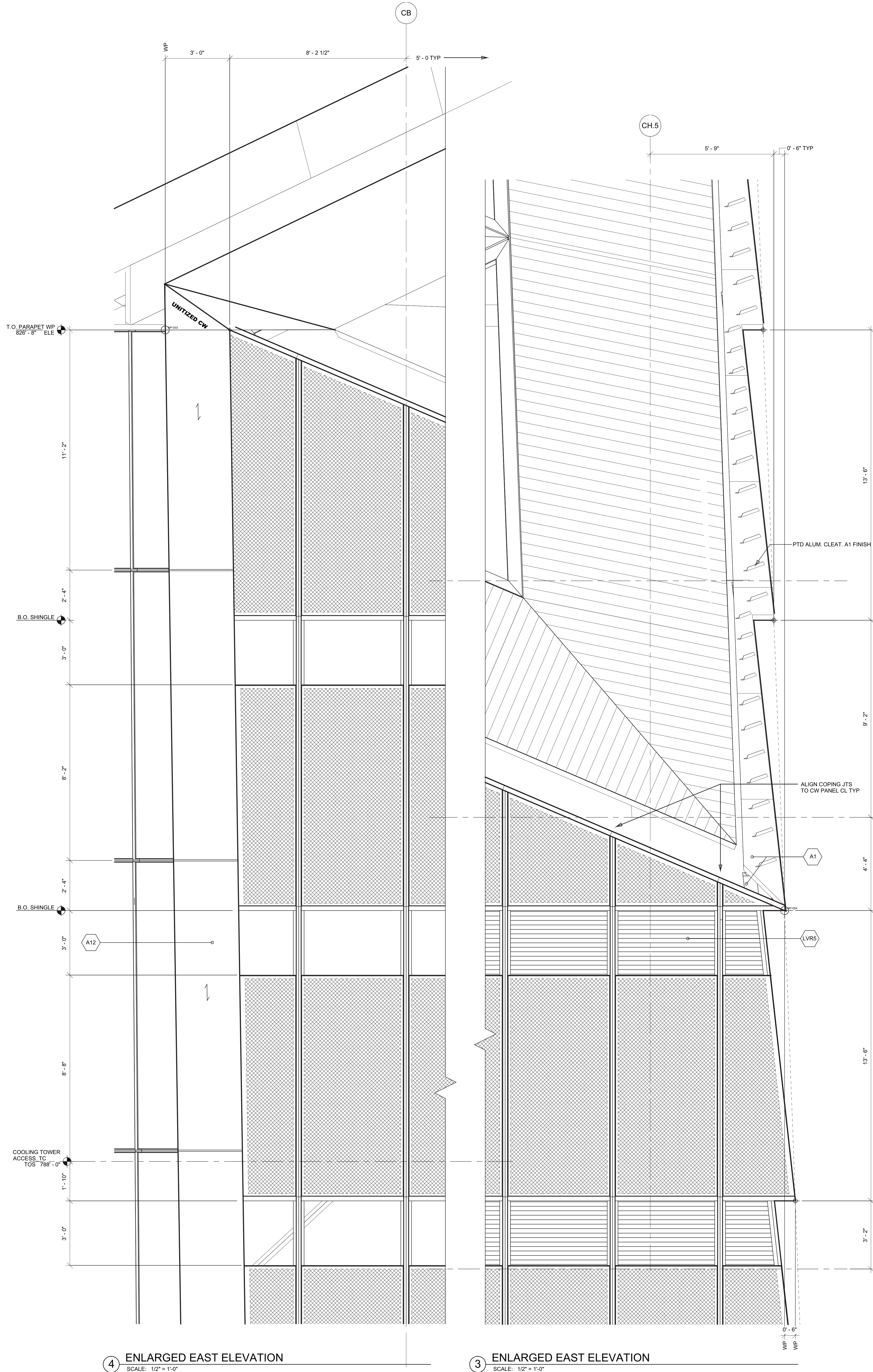
B-SCAN Drawing Number  
**A-328.00**

SHEET 129 OF 239






Filename: P:\Projects\1776\_WestSideKensalDrawings\CAD\Sheet\TC00d\_Permi\_Serv\Series\HYE-TC-A3-2052.dwg Plotted by: Matt Gregory Plot Time: 3/21/2013 4:42 PM



**Damian Titus**  
Buildings  
APPROVED  
Under Directive 2 of 1975  
Date/Time: Aug 15, 2013 - 10:18 AM  
NYC Development Hub

# HUDSON YARDS - TOWER C

Address  
501 WEST 30TH STREET  
NEW YORK, NY



**Client**  
Related Companies  
60 Columbus Circle  
New York, NY 10023  
Tel: 212.801.1000 Fax: 212.801.1048

**Oxford Properties Group**  
320 Park Avenue, 17th Floor  
New York, NY 10022  
Tel: 212.866.7514 Fax: 212.986.7510


**Construction Manager**  
Tishman Construction Corporation  
100 Park Avenue, 5th Floor  
New York, NY 10017  
Tel: 212.708.5000

**Architect**  
Kohn Pedersen Fox Associates PC  
Architects & Planning Consultants  
11 West 42nd Street  
New York, NY 10036  
Tel: 212.977.6500 Fax: 212.956.2526

**Structural Engineer**  
Thornton Tomasetti, Inc.  
51 Madison Avenue  
New York, NY 10010  
Tel: 917.661.7800 Fax: 917.661.7801

**Mechanical, Electrical, Plumbing, Fire Protection**  
Jaros Baum & Bolles Consulting Engineers  
80 Pine Street  
New York, NY 10013  
Tel: 212.530.9300 Fax: 212.269.5894

Rev	Description	Date
1	D.O.B. BUILDING PERMIT FILING	03/22/2013



Date: 03/22/2013  
Project No: 1776.10  
Sheet No: HYE-TC-A3-2052  
Drawing Title: ENLARGED ELEVATIONS & SECTIONS @ ROOF

ENLARGED ELEVATIONS & SECTIONS @ ROOF  
Drawing Number: A3-2052  
Project Number: A-329.00  
SHEET 130 OF 239



F:\Users\p.j.pope\p1776\_Vestibule\KuratDrawings\CAD\Sheet\TC006\_Permi\_Serv\Series\HETC-A3-2053.dwg Plotted by: Matt Gregory Plot Time: 3/21/2013 4:42 PM

Sheet No. 1776-10 Date: 03/22/2013

# HUDSON YARDS - TOWER C

Address  
501 WEST 30TH STREET  
NEW YORK, NY



Client  
Related Companies  
60 Columbus Circle  
New York, NY 10023  
Tel: 212.801.1000 Fax: 212.801.1048

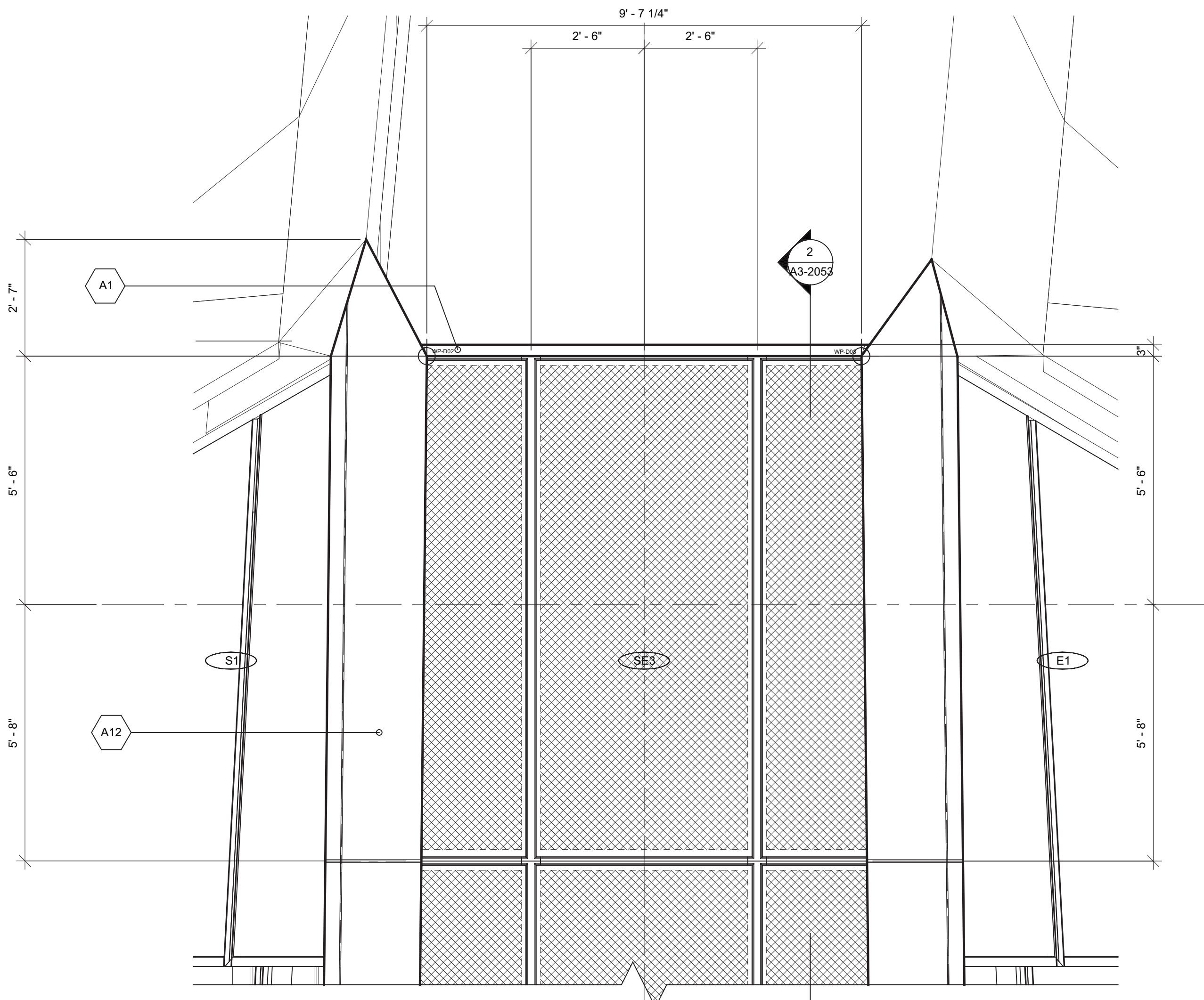
Oxford Properties Group  
320 Park Avenue, 17th Floor  
New York, NY 10022  
Tel: 212.986.7514 Fax: 212.986.7510

Construction Manager  
Tishman Construction Corporation  
100 Park Avenue, 5th Floor  
New York, NY 10017  
Tel: 212.708.5600

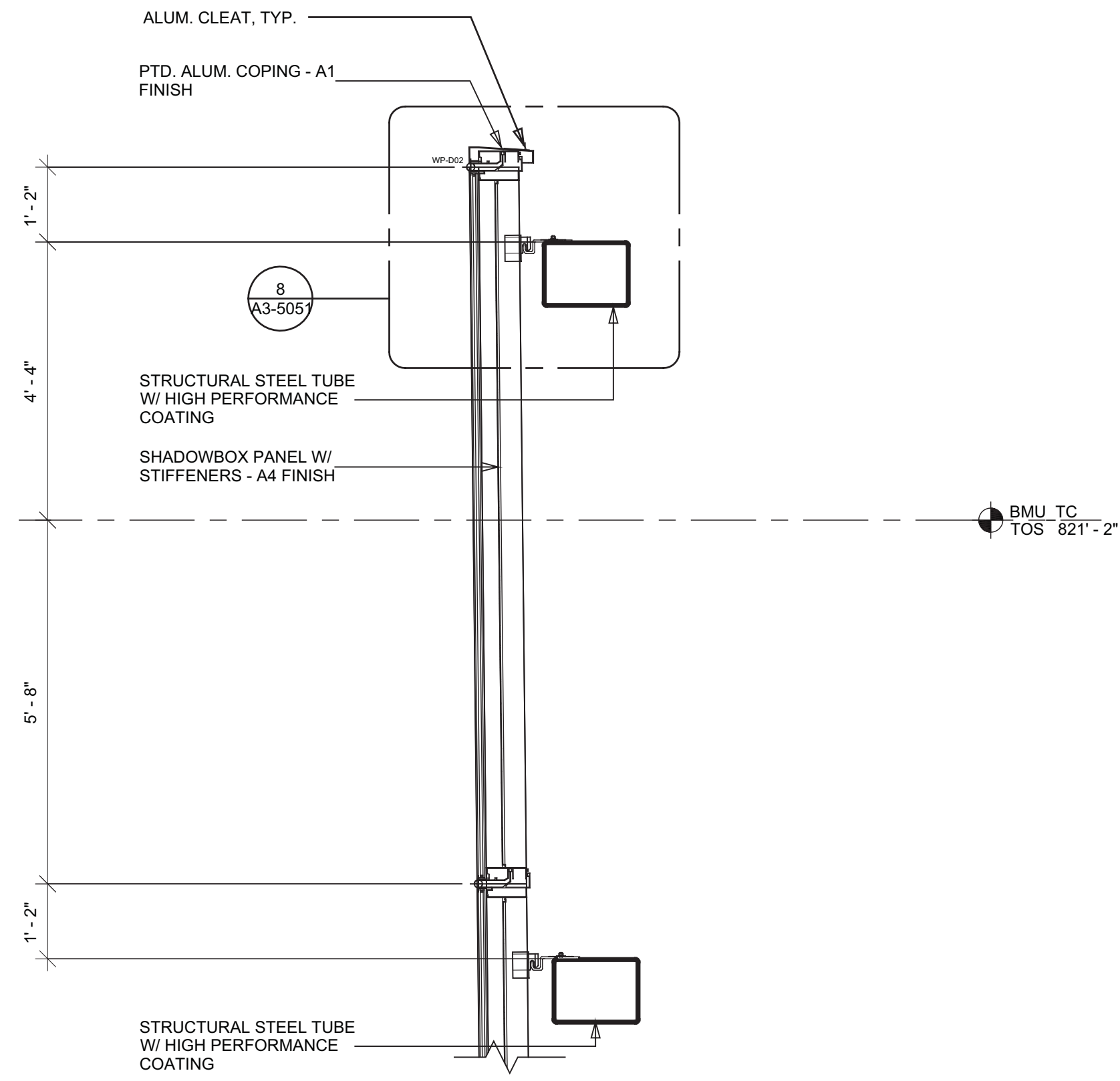
Architect  
Kohn Pedersen Fox Associates PC  
Architects & Planning Consultants  
11 West 42nd Street  
New York, NY 10036  
Tel: 212.977.6500 Fax: 212.956.2526

Structural Engineer  
Thornton Tomasetti, Inc.  
51 Madison Avenue  
New York, NY 10010  
Tel: 917.661.7800 Fax: 917.661.7801

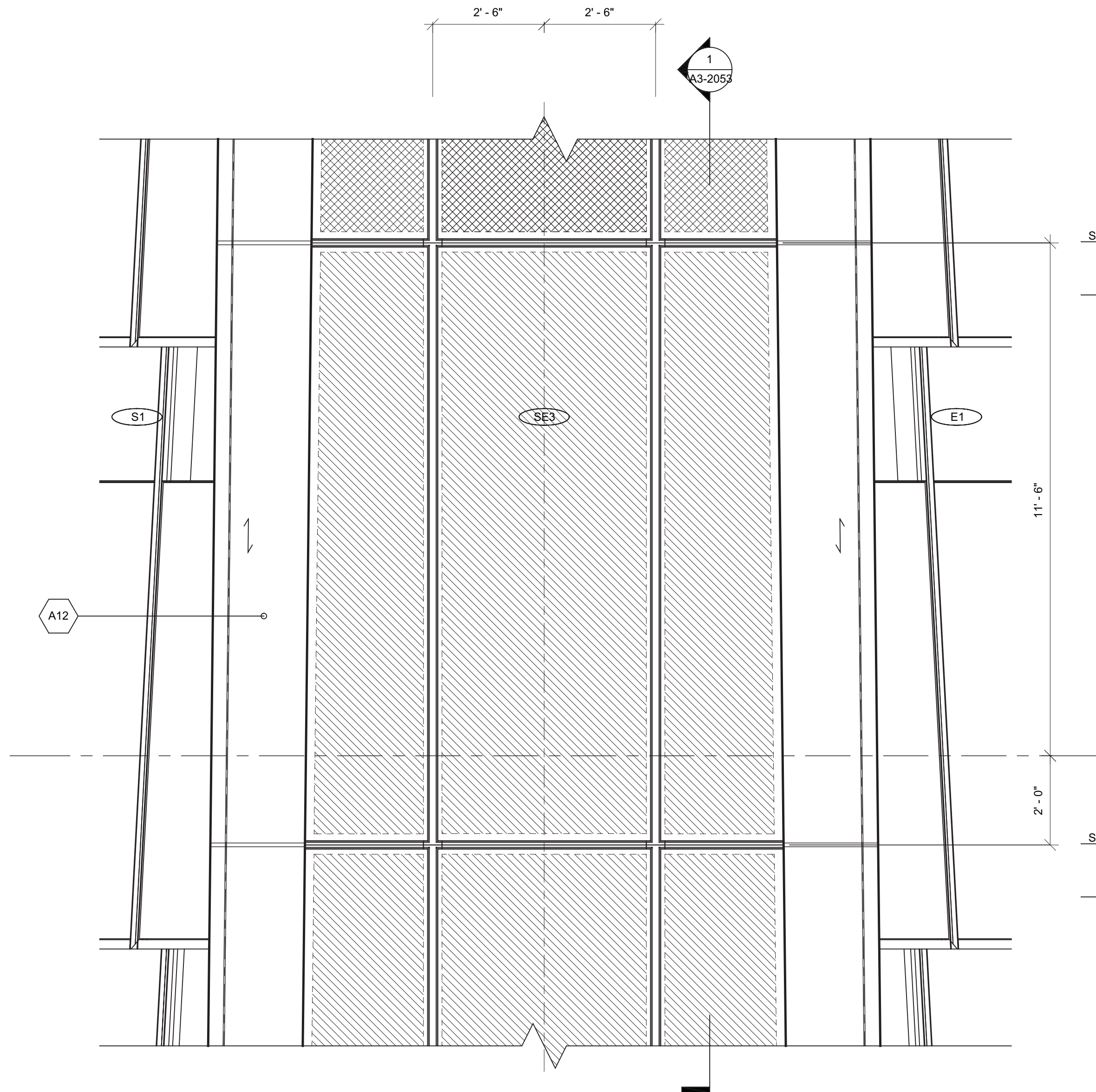
Mechanical, Electrical, Plumbing, Fire Protection  
Jaros Baum & Bolles Consulting Engineers  
80 Pine Street  
New York, NY 10013  
Tel: 212.530.9300 Fax: 212.269.5894



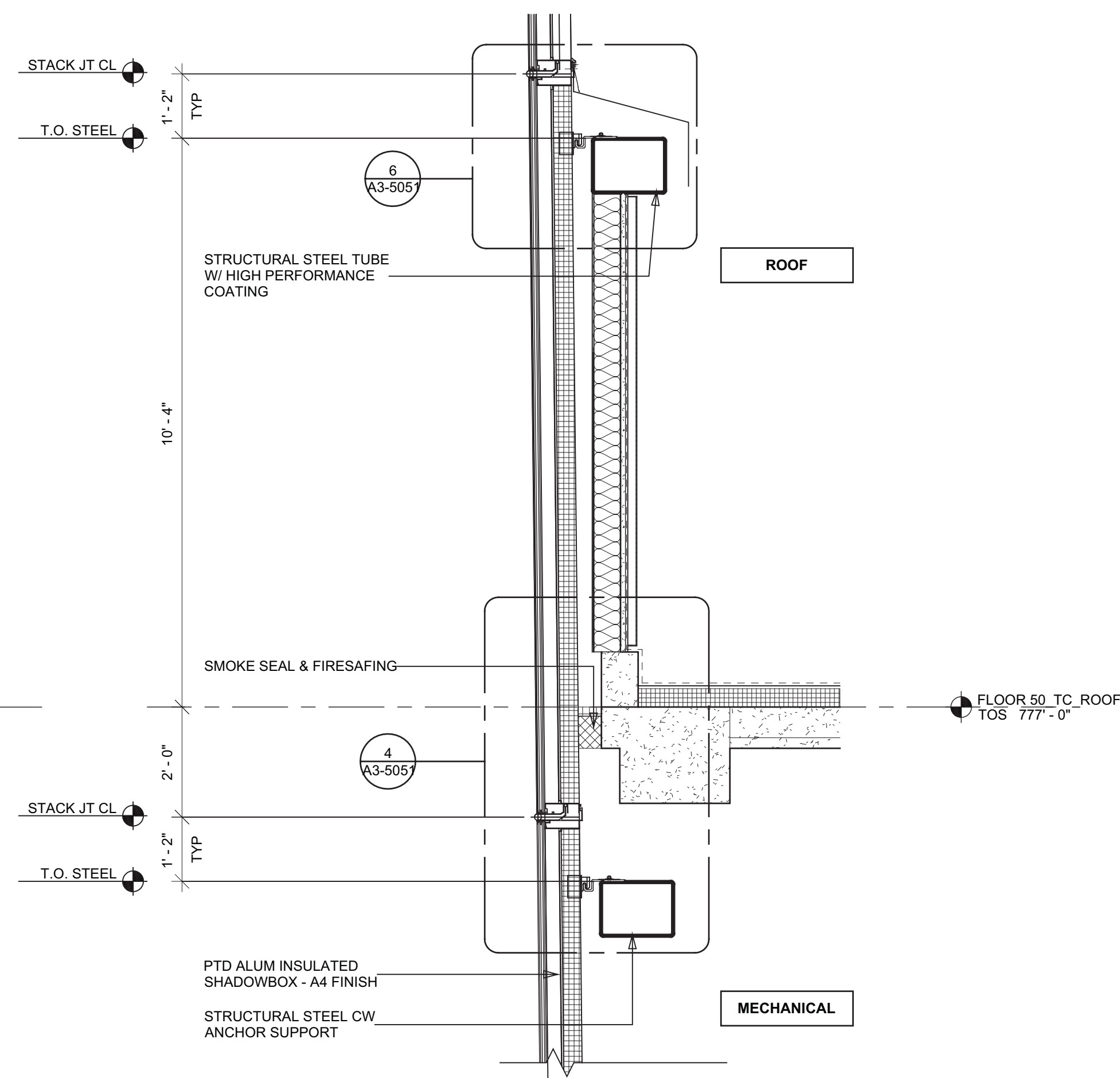
④ ENLARGED ELEVATION - CHAMFER  
SCALE: 1/2" = 1'-0"



② ENLARGED SECTION AT ROOF  
SCALE: 1/2" = 1'-0"




③ ENLARGED ELEVATION - CHAMFER  
SCALE: 1/2" = 1'-0"



① ENLARGED SECTION AT ROOF  
SCALE: 1/2" = 1'-0"

1 D.O.B. BUILDING PERMIT FILING 03/22/2013

Key Plan

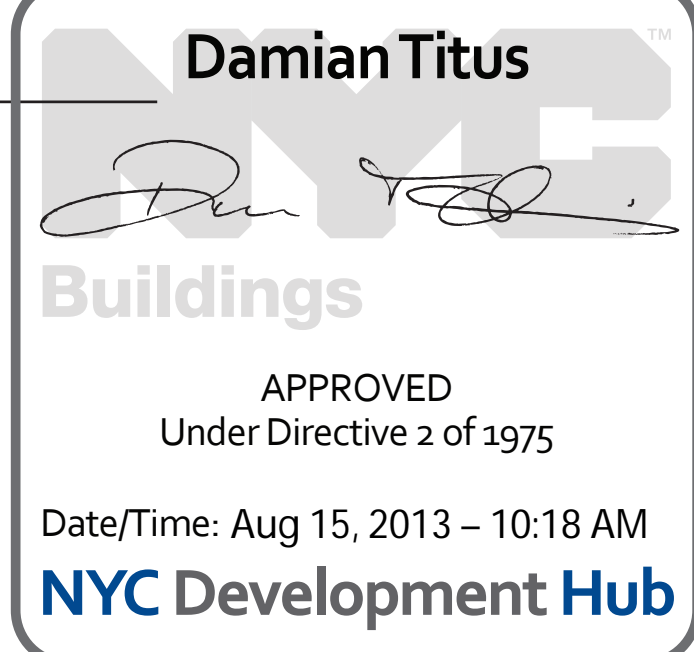


Date:  
03/22/2013  
Project No.:  
1776.10  
Drawn By:  
Sheet Number:  
Drawing Title:

HYE-TC-A3-2053

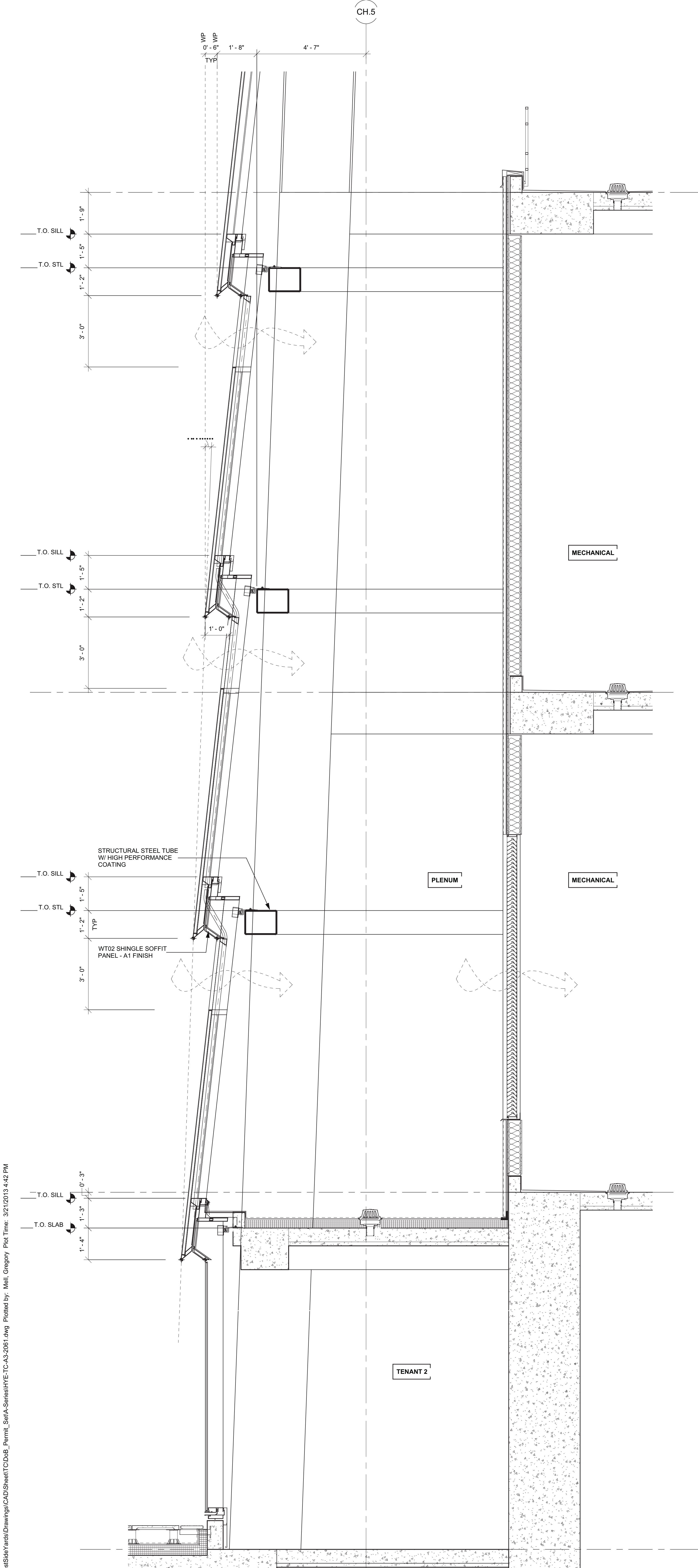
ENLARGED  
ELEVATIONS &  
SECTIONS @ ROOF

Project Number:  
A3-2053  
Sheet Number:  
A-330.00

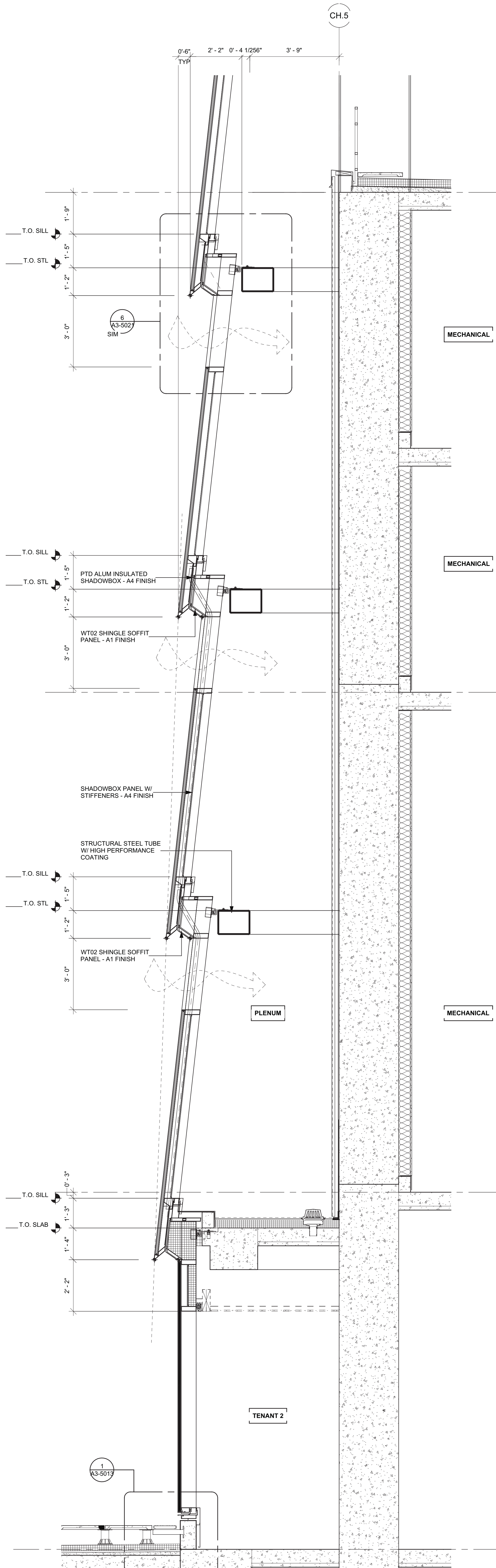




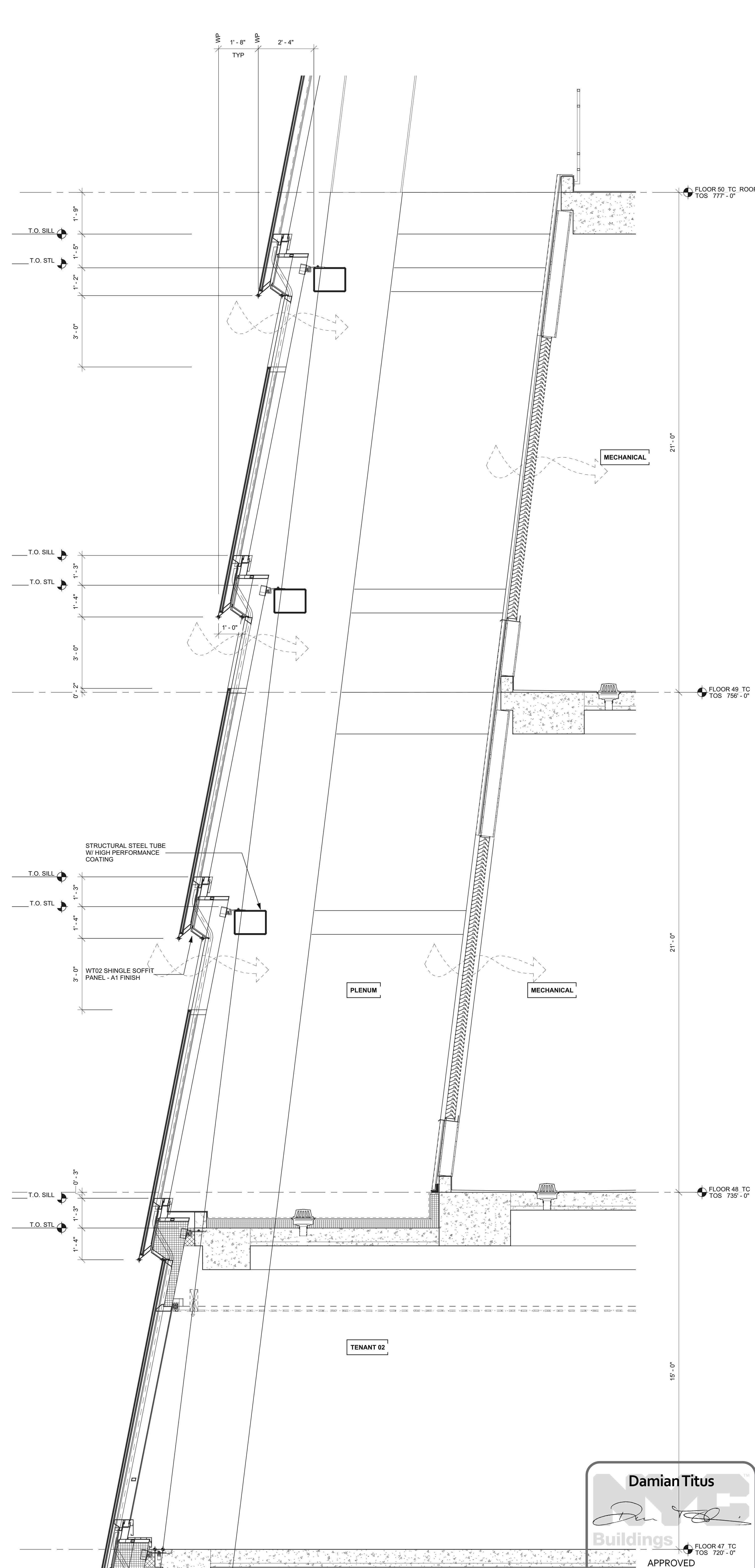
Filename: P:\Projects\1776\_WestSideKensalDrawings\CAD\Sheet\WTC-A3-2061.dwg Plotted by: Matt Gregory Plot Time: 3/21/2013 4:42 PM



3 ENLARGED SECTION AT MECH PENTHOUSE  
SCALE: 1/2" = 1'-0"



2 ENLARGED SECTION AT MECH PENTHOUSE  
SCALE: 1/2" = 1'-0"



1 ENLARGED SECTION AT MECH PENTHOUSE  
SCALE: 1/2" = 1'-0"

**Damian Titus**  
Buildings  
APPROVED  
Under Directive 2 of 1975  
Date/Time: Aug 15, 2013 - 10:18 AM  
NYC Development Hub

# HUDSON YARDS - TOWER C

Address  
501 WEST 30TH STREET  
NEW YORK, NY



**Client**  
Related Companies  
60 Columbus Circle  
New York, NY 10023  
Tel: 212.801.1000 Fax: 212.801.1048

**Oxford Properties Group**  
320 Park Avenue, 17th Floor  
New York, NY 10022  
Tel: 212.986.7514 Fax: 212.986.7510

**Construction Manager**  
Tishman Construction Corporation  
100 Park Avenue, 5th Floor  
New York, NY 10017  
Tel: 212.708.5000

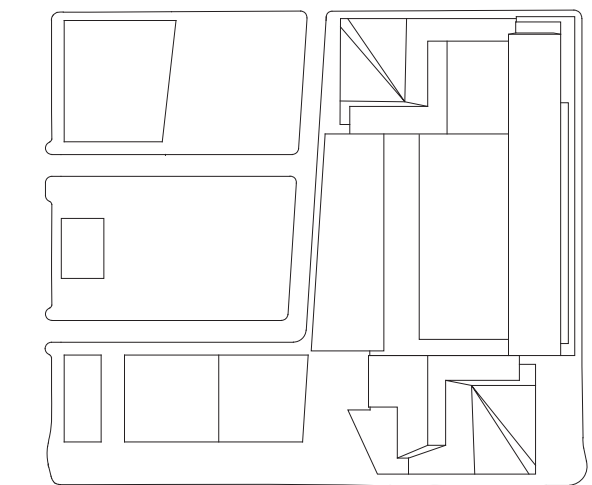
**Architect**  
Kohn Pedersen Fox Associates PC  
Architects & Planning Consultants  
11 West 42nd Street  
New York, NY 10036  
Tel: 212.977.6500 Fax: 212.956.2526

**Structural Engineer**  
Thornton Tomasetti, Inc.  
51 Madison Avenue  
New York, NY 10010  
Tel: 917.661.7800 Fax: 917.661.7801

**Mechanical, Electrical, Plumbing, Fire Protection**  
Jaros Baum & Bolles Consulting Engineers  
80 Pine Street  
New York, NY 10013  
Tel: 212.530.9300 Fax: 212.269.5894

1	D.O.B. BUILDING PERMIT FILING	03/22/2013
By:	Issue	Date

Key Plan



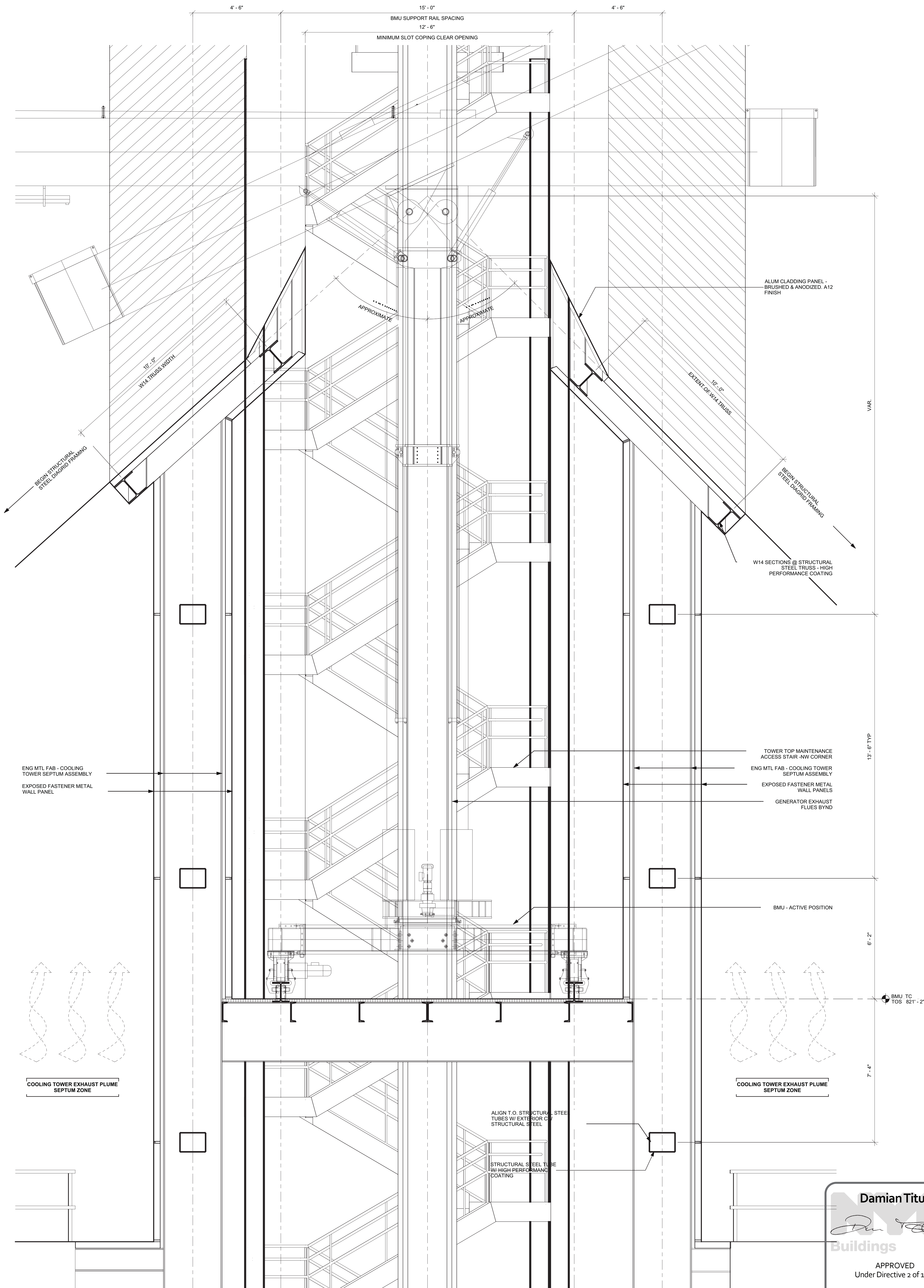
Date: 03/22/2013  
Project No: 1776.10  
Drawn By:  
Sheet Number:  
Drawing Title:

HYE-TC-A3-2061

ENLARGED  
ELEVATIONS &  
SECTIONS @ ROOF  
Drawing Number:  
A3-2061  
A3-31.00




Filename: P:\Projects\1776\_WestSideYardsDrawings\CAD\Sheet\ETC\_A3-2062.dwg Plotted by: Matt Gregory Plot Time: 3/21/2013 4:42 PM



1 ENLARGED SECTION AT BMU / SEPTUM  
SCALE: 1/2" = 1'-0"

# HUDSON YARDS - TOWER C

Address  
501 WEST 30TH STREET  
NEW YORK, NY



Client  
Related Companies  
60 Columbus Circle  
New York, NY 10023  
Tel: 212.801.1000 Fax: 212.801.1048

Oxford Properties Group  
320 Park Avenue, 17th Floor  
New York, NY 10022  
Tel: 212.866.7514 Fax: 212.986.7510

Construction Manager  
Tishman Construction Corporation  
100 Park Avenue, 5th Floor  
New York, NY 10017  
Tel: 212.708.5000

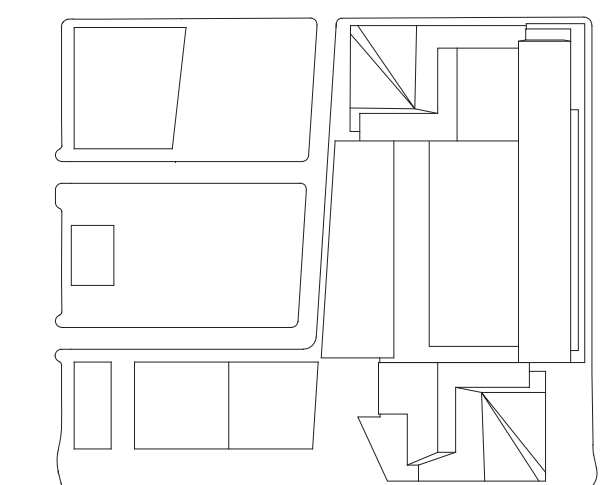
Architect  
Kohn Pedersen Fox Associates PC  
Architects & Planning Consultants  
11 West 42nd Street  
New York, NY 10036  
Tel: 212.977.6500 Fax: 212.956.2526

Structural Engineer  
Thornton Tomasetti, Inc.  
51 Madison Avenue  
New York, NY 10010  
Tel: 917.661.7800 Fax: 917.661.7801

Mechanical, Electrical, Plumbing, Fire Protection  
Jaros Baum & Bolles Consulting Engineers  
80 Pine Street  
New York, NY 10013  
Tel: 212.530.9300 Fax: 212.269.5894

1 D.O.B. BUILDING PERMIT FILING 03/22/2013  
By: Date: Date:

Key Plan



Date:

03/22/2013

Project No:

1776.10

Sheet No:

A3-2062

Drawing Title

HYE-TC-A3-2062

ENLARGED  
ELEVATIONS &  
SECTIONS @ ROOF

Project Name:

A3-2062

Project Number:

A-332.00



HUDSON YARDS -  
TOWER C

Address  
501 WEST 30TH STREET  
NEW YORK, NY



Client  
Related Companies  
60 Columbus Circle  
New York, NY 10023  
Tel: 212.801.1000 Fax: 212.801.1048

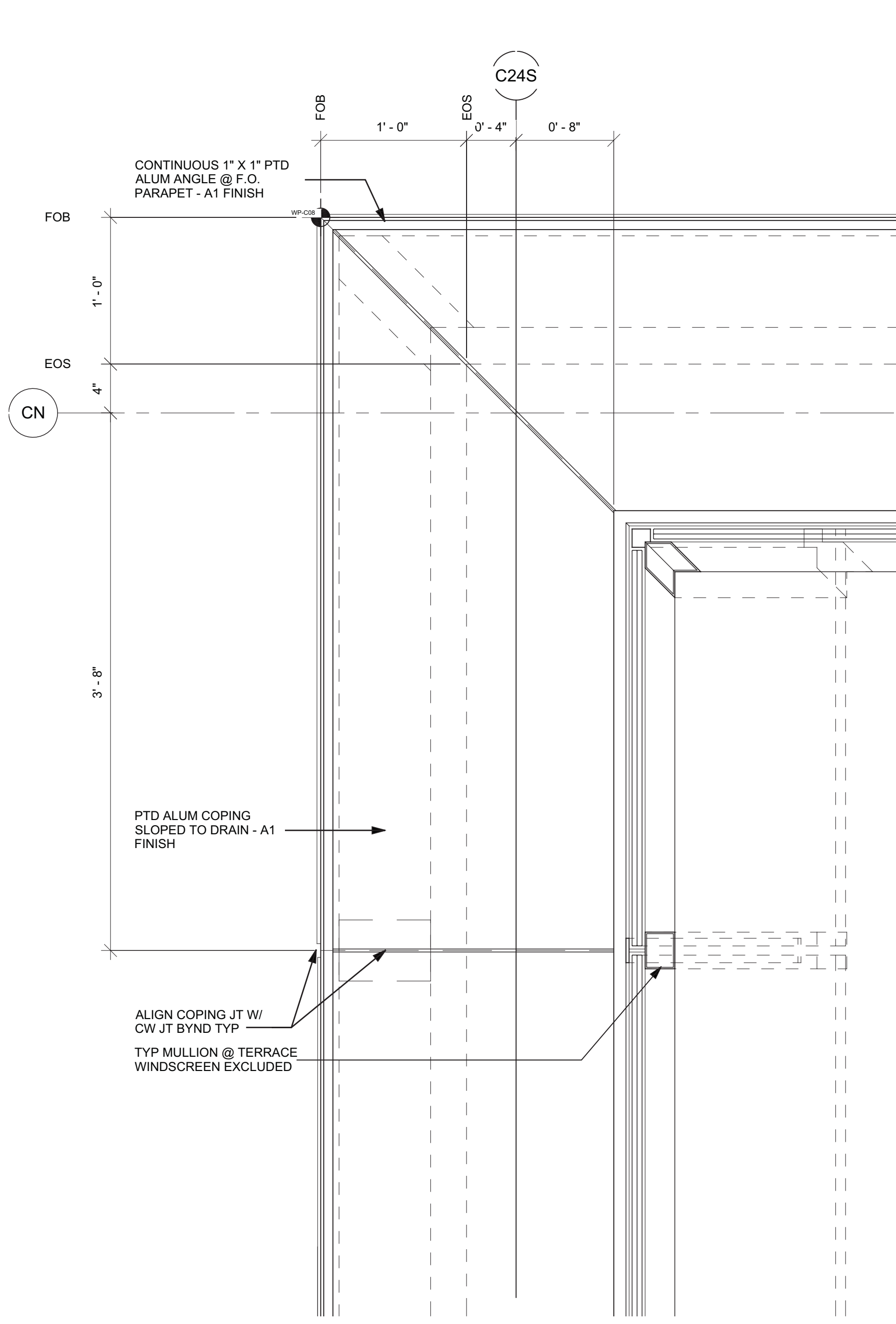
Oxford Properties Group  
320 Park Avenue, 17th Floor  
New York, NY 10022  
Tel: 212.986.7514 Fax: 212.986.7510

Construction Manager  
Tishman Construction Corporation  
100 Park Avenue, 5th Floor  
New York, NY 10017  
Tel: 212.708.5600

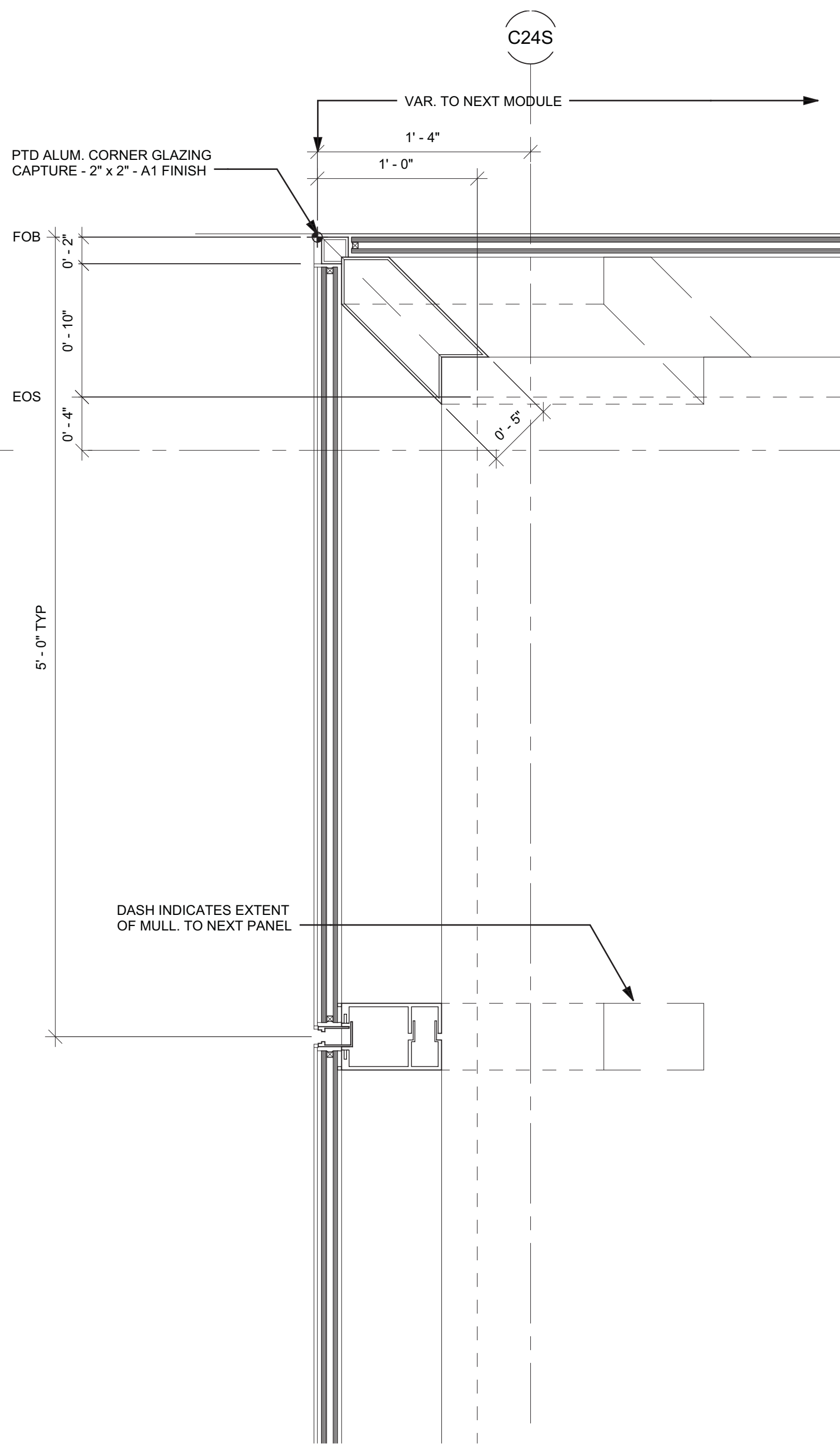
Architect  
Kohn Pedersen Fox Associates PC  
Architects & Planning Consultants  
11 West 42nd Street  
New York, NY 10036  
Tel: 212.977.6500 Fax: 212.956.2526

Structural Engineer  
Thornton Tomasetti, Inc.  
51 Madison Avenue  
New York, NY 10010  
Tel: 917.661.7800 Fax: 917.661.7801

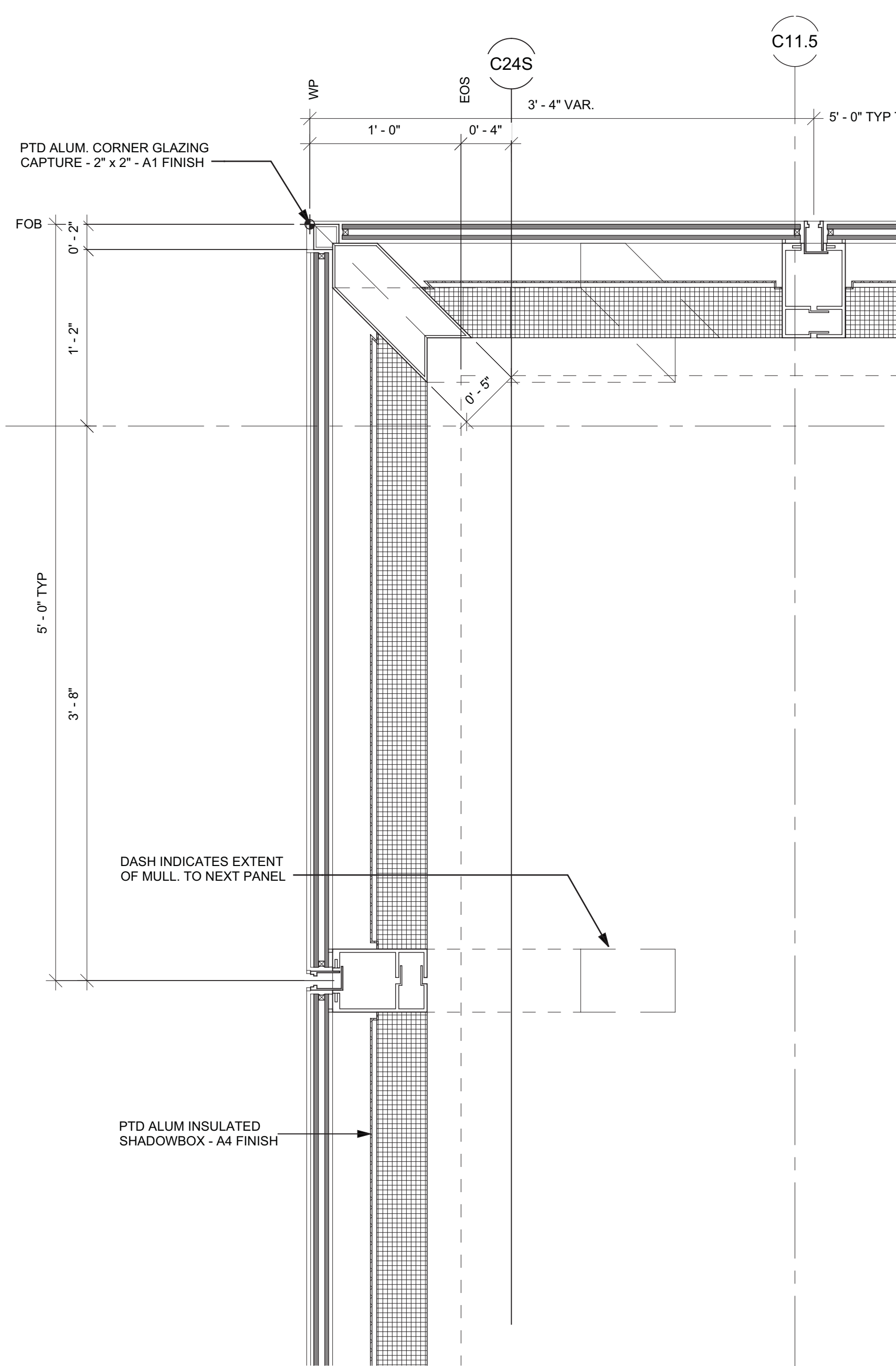
Mechanical, Electrical, Plumbing, Fire Protection  
Jaros Baum & Bolles Consulting Engineers  
80 Pine Street  
New York, NY 10013  
Tel: 212.530.9300 Fax: 212.269.5894



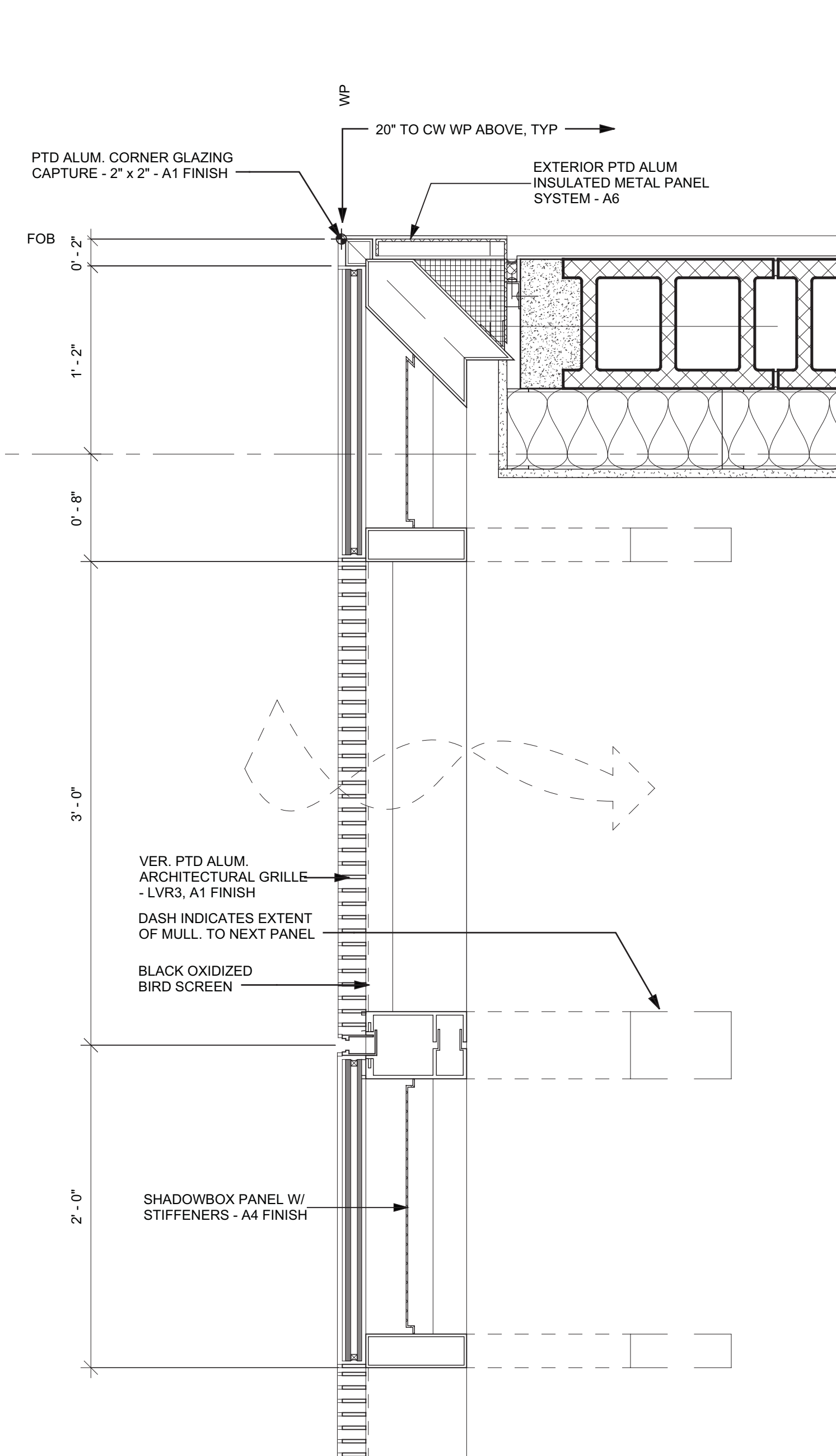
8 PLAN DETAIL - WT01 CORNER @ TERRACE  
SCALE: 1 1/2" = 1'-0"



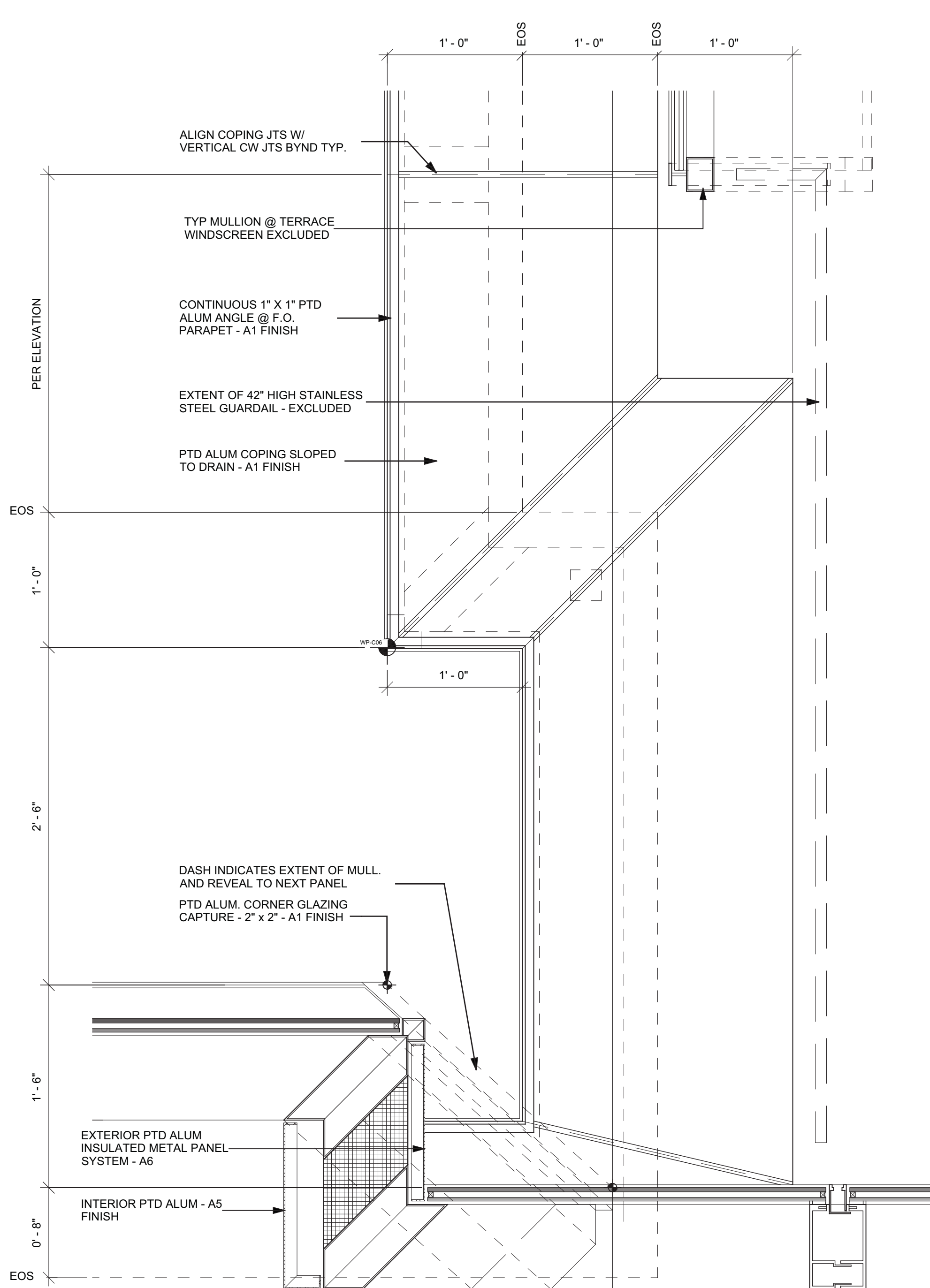
6 PLAN DETAIL - WT01 CORNER  
SCALE: 1 1/2" = 1'-0"



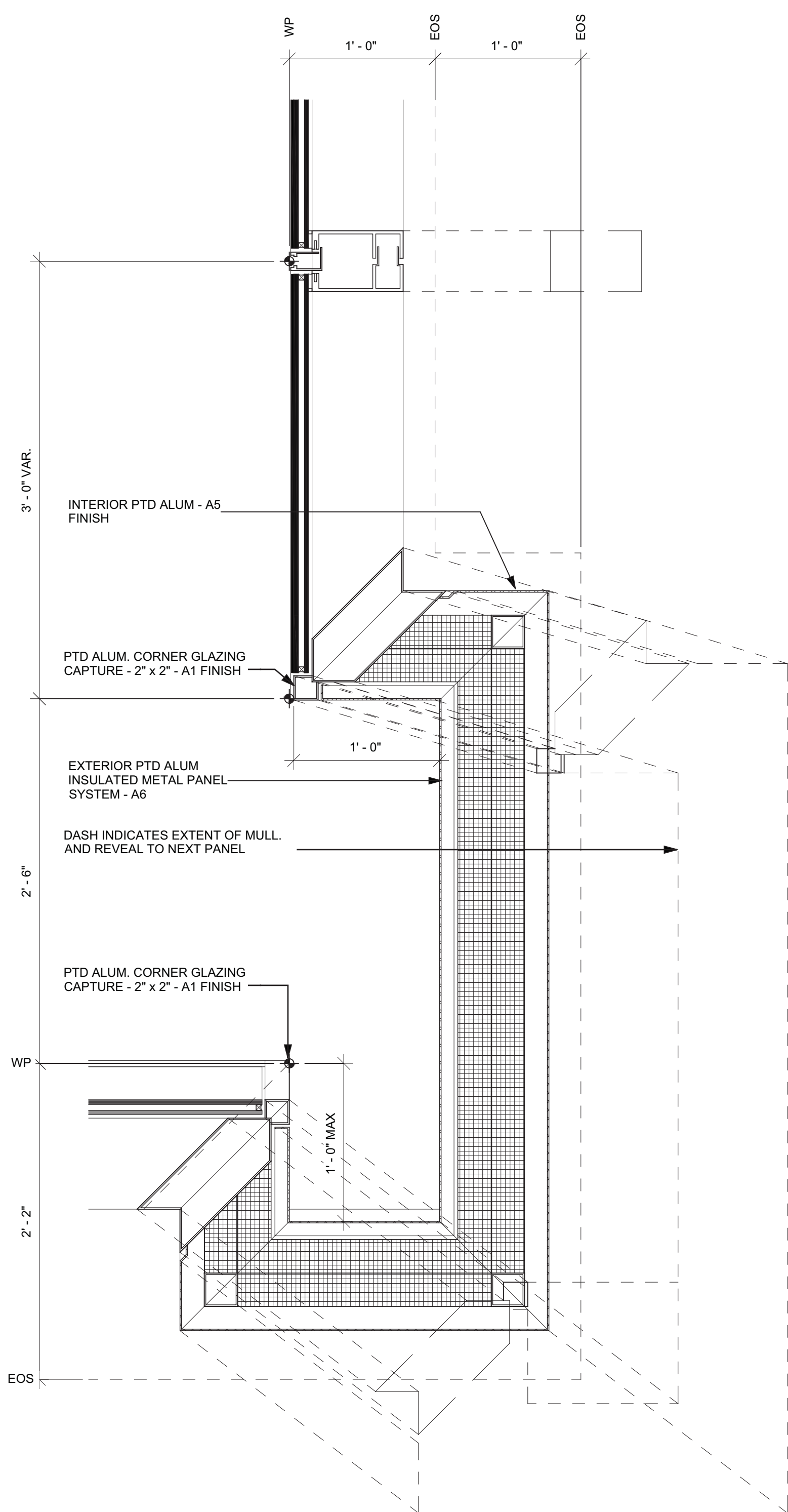
4 PLAN DETAIL - WT01 CORNER  
SCALE: 1 1/2" = 1'-0"



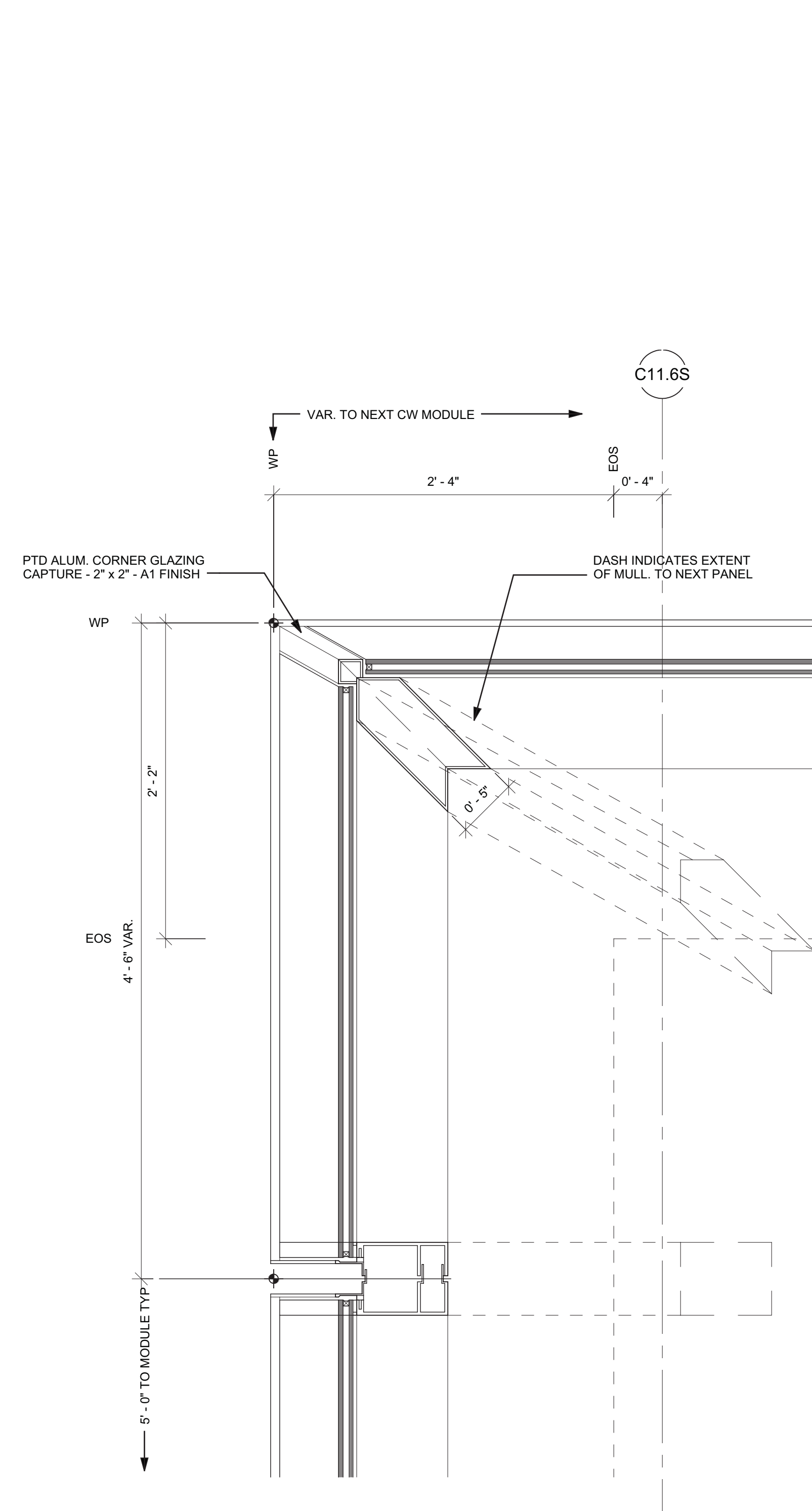
2 PLAN DETAIL - LOUVER CORNER  
SCALE: 1 1/2" = 1'-0"



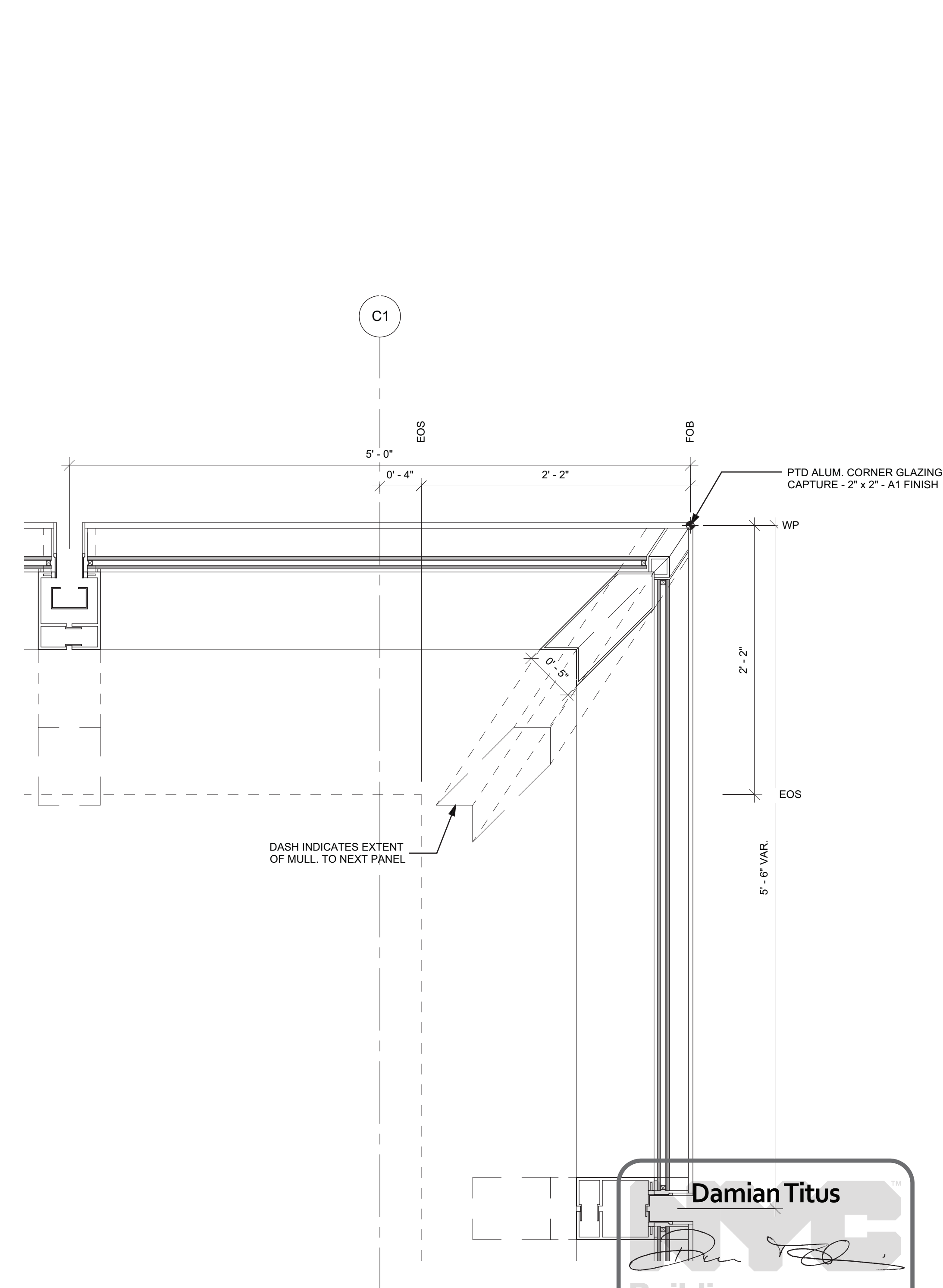
7 PLAN DETAIL - HIGHRISE REVEAL  
SCALE: 1 1/2" = 1'-0"



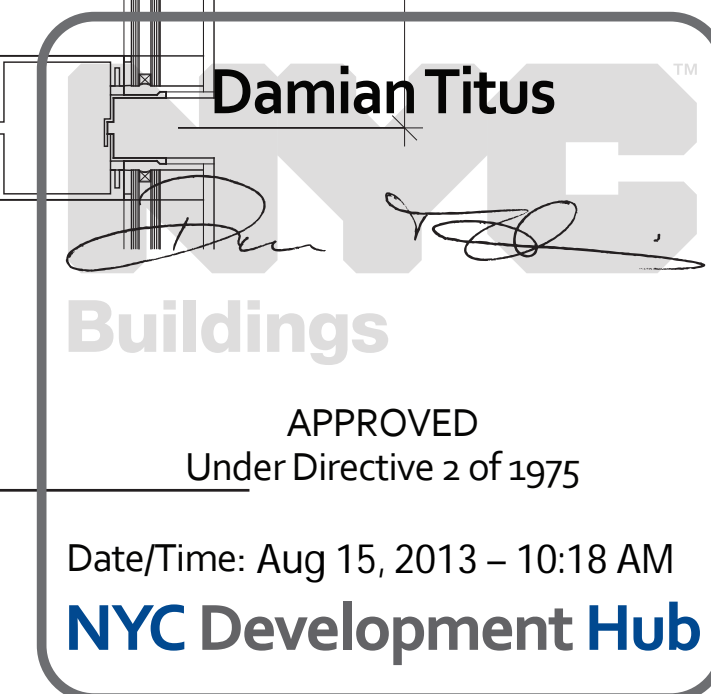
5 PLAN DETAIL - HIGHRISE REVEAL  
SCALE: 1 1/2" = 1'-0"




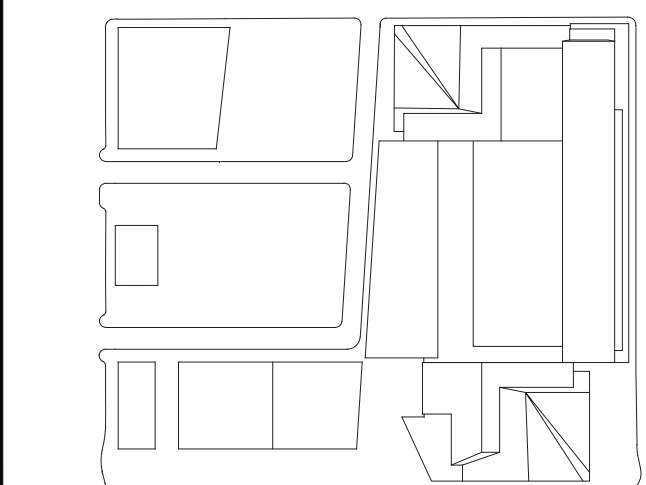
3 PLAN DETAIL - WT02 CORNER  
SCALE: 1 1/2" = 1'-0"



1 PLAN DETAIL - WT02 CORNER  
SCALE: 1 1/2" = 1'-0"



1	D.O.B. BUILDING PERMIT FILING	03/22/2013
By	Issue	Date
Any Plan		



HYE-TC-A3-3011

PLAN DETAILS

Project Number  
A3-3011  
A3-3011 Drawing Number  
A-333.00





Client  
Related Companies  
60 Columbus Circle  
New York, NY 10023  
Tel: 212.801.1000 Fax: 212.801.1048

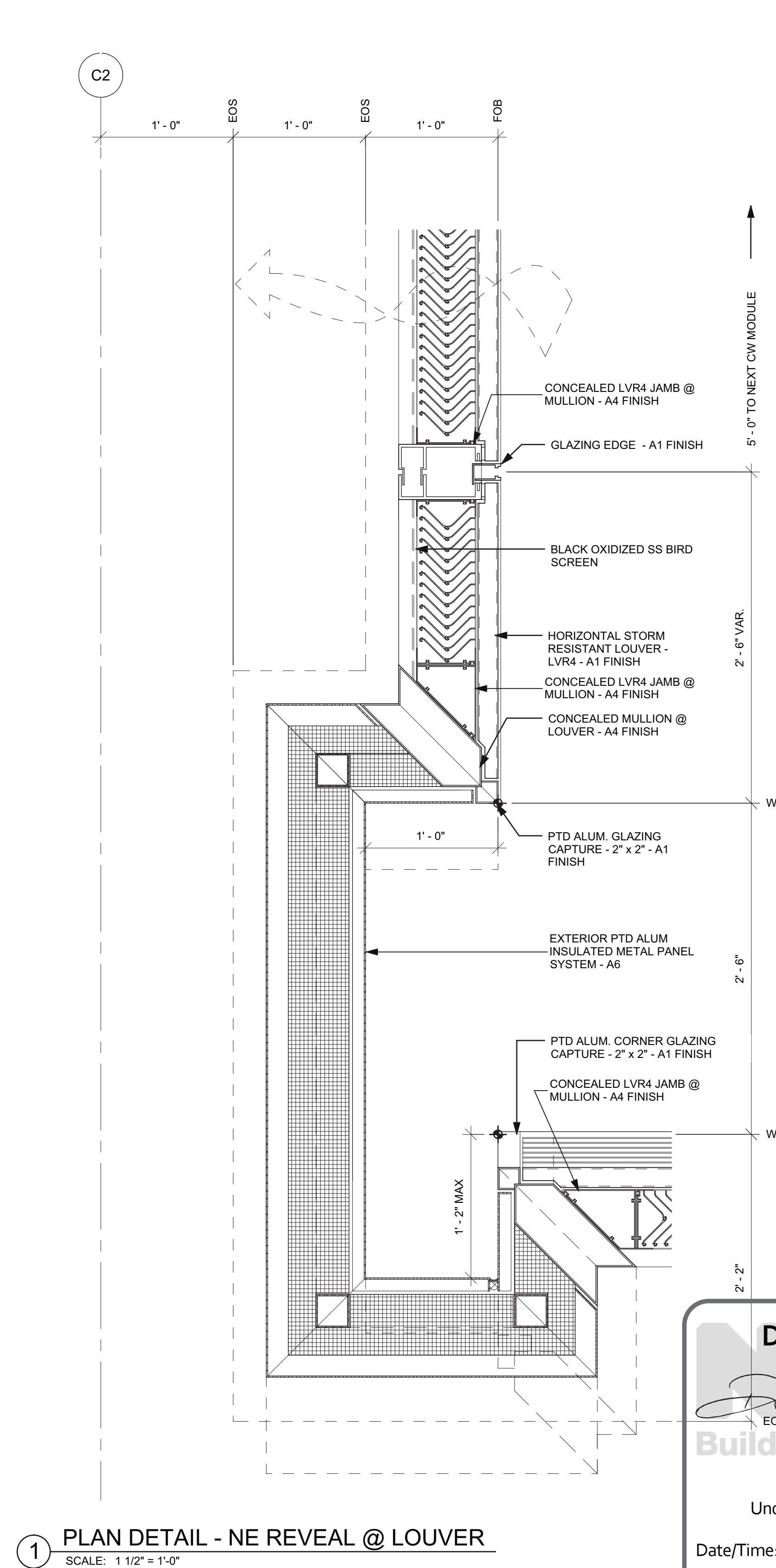
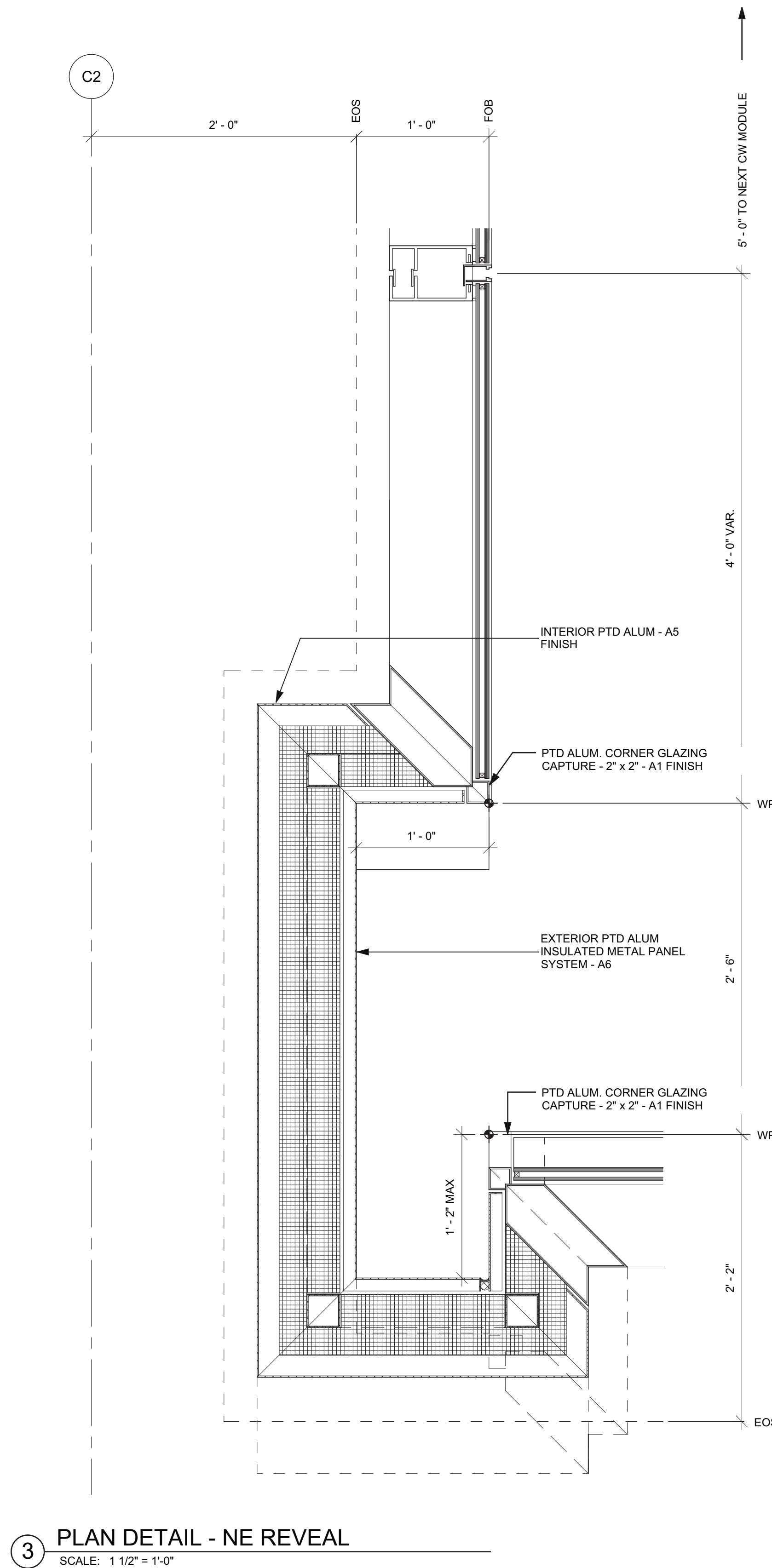
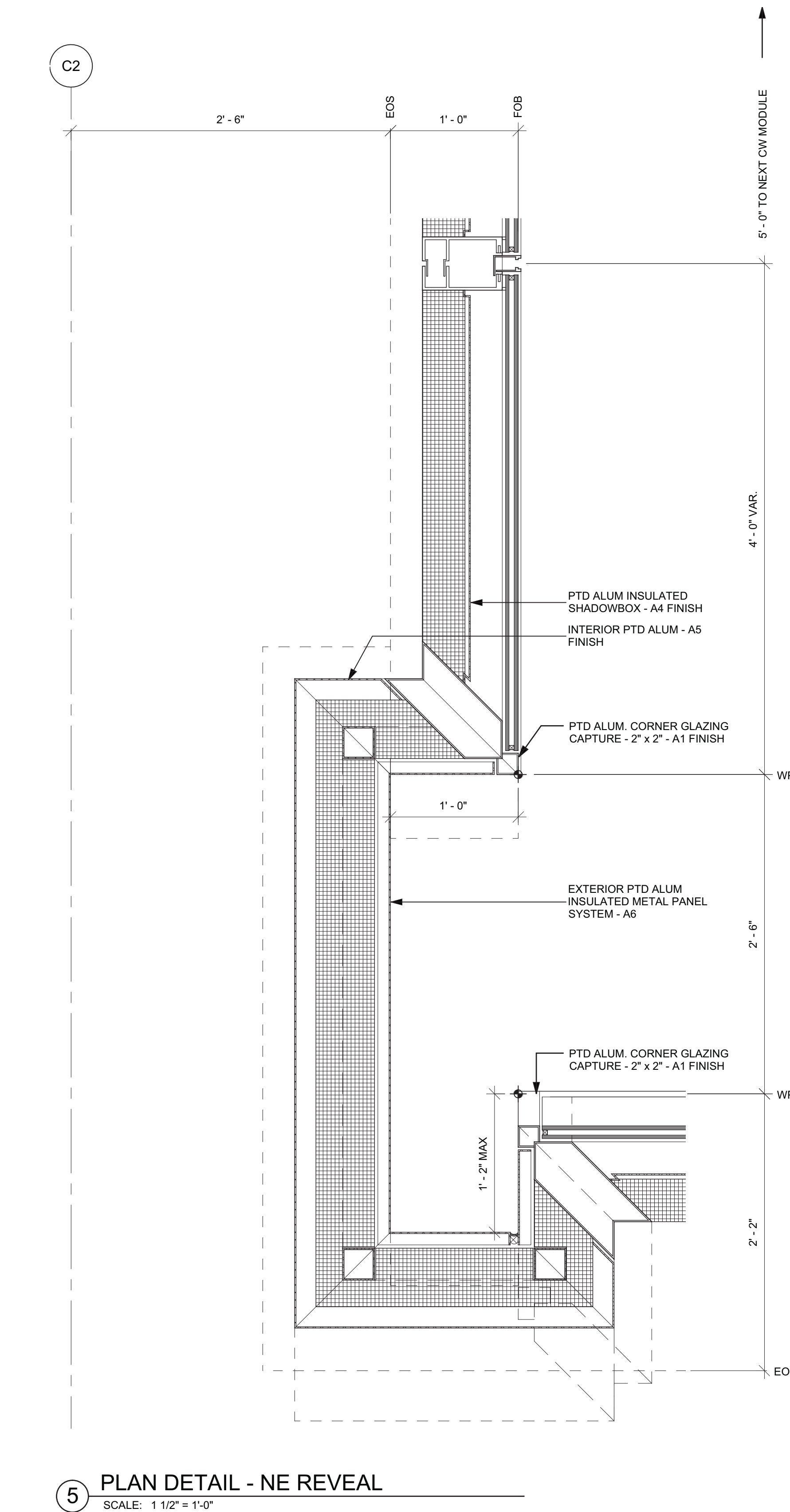
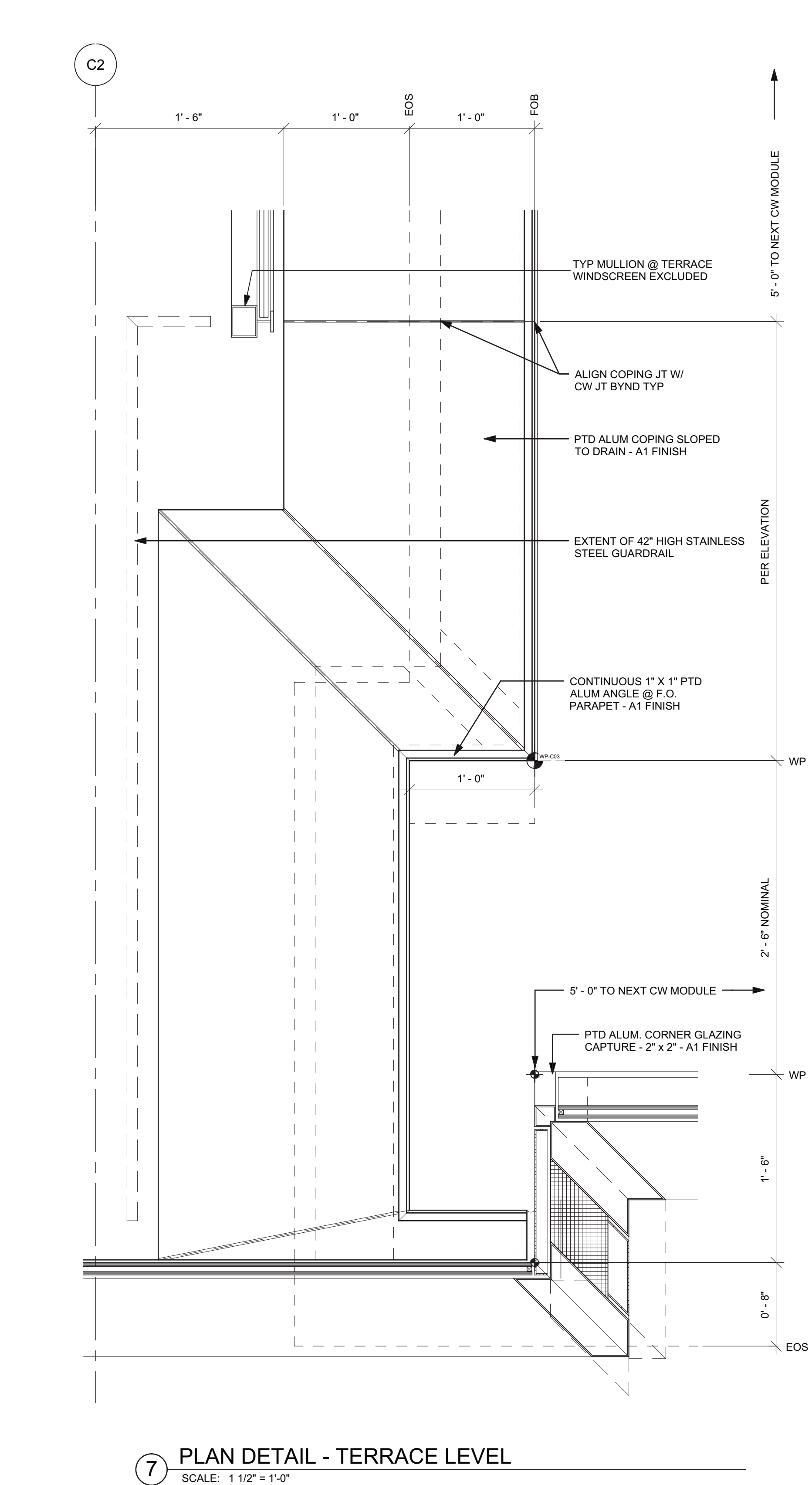
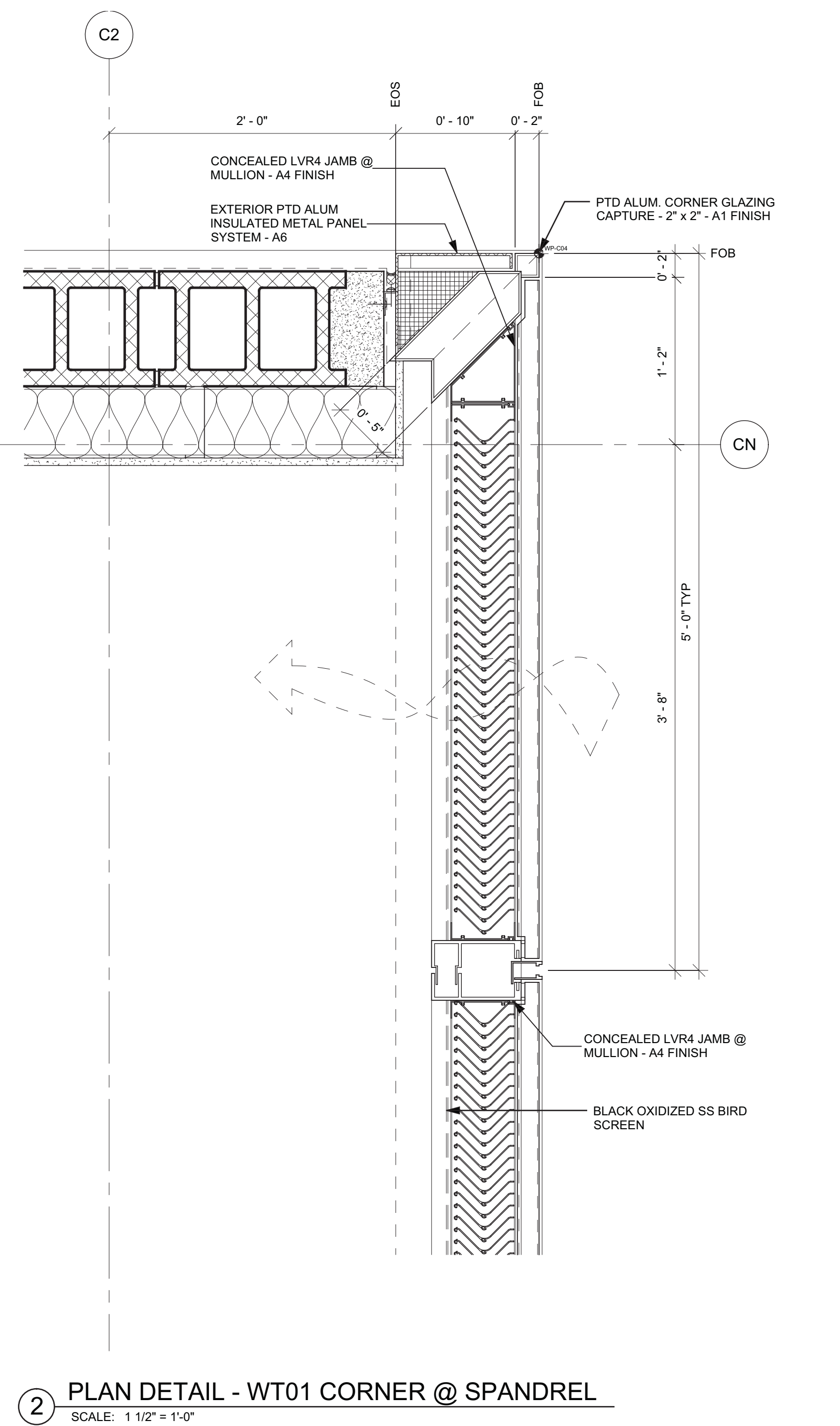
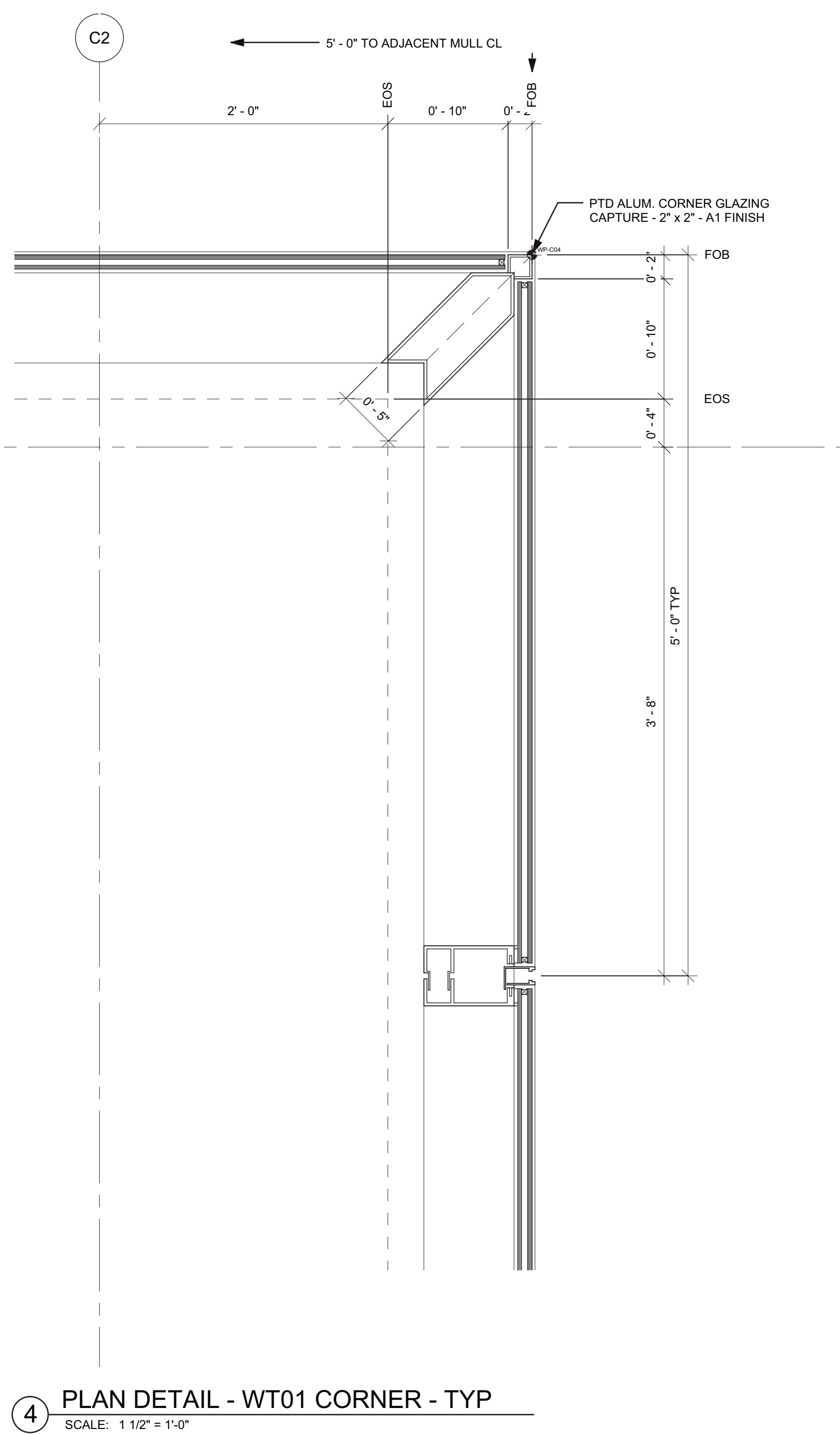
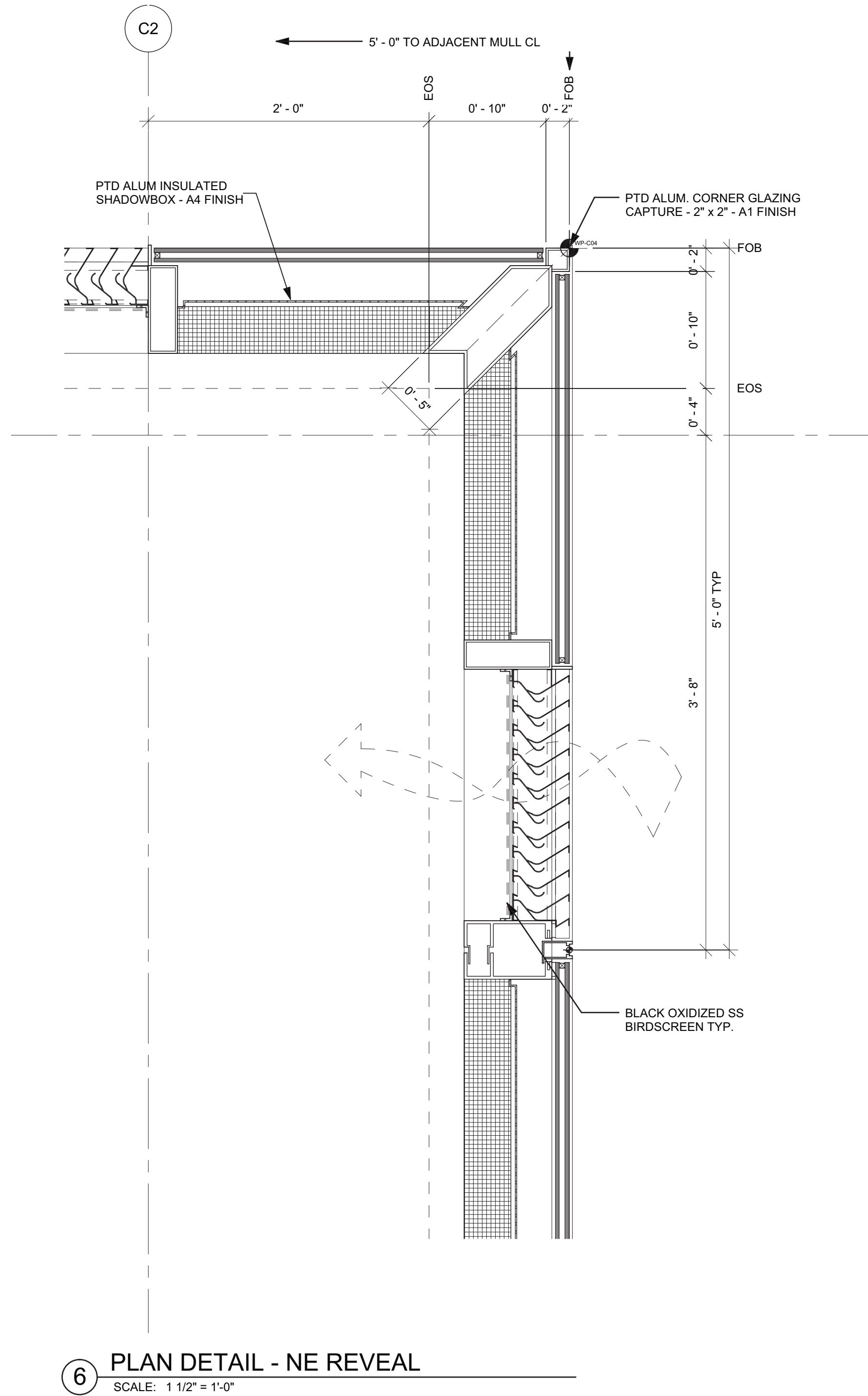
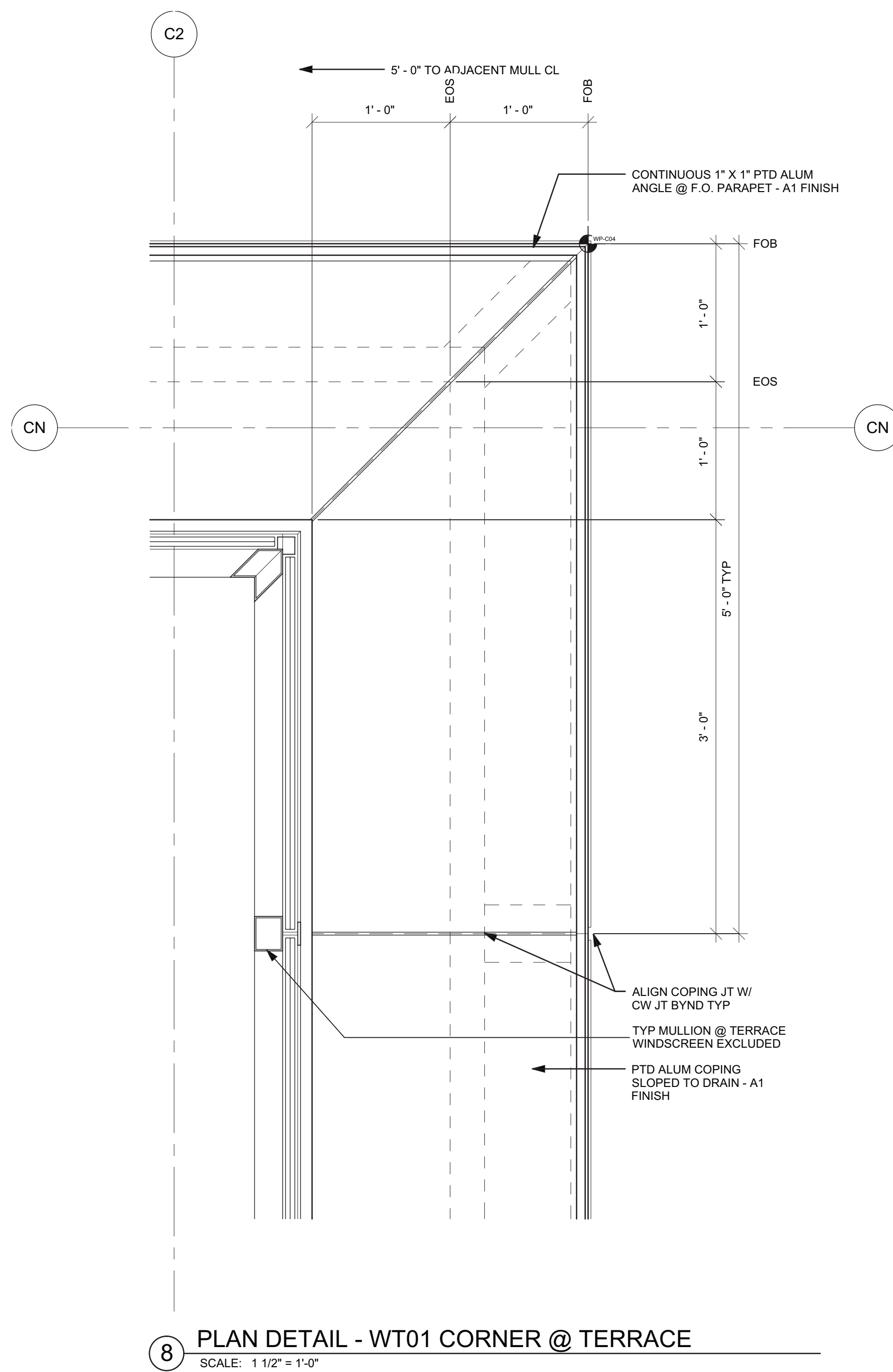
Oxford Properties Group  
320 Park Avenue, 17th Floor  
New York, NY 10022  
Tel: 212.986.7514 Fax: 212.986.7510

Construction Manager  
Tishman Construction Corporation  
100 Park Avenue, 5th Floor  
New York, NY 10017  
Tel: 212.708.5000

Architect  
Kohn Pedersen Fox Associates PC  
Architects & Planning Consultants  
11 West 42nd Street  
New York, NY 10036  
Tel: 212.977.6500 Fax: 212.956.2526

Structural Engineer  
Thornton Tomasetti, Inc.  
51 Madison Avenue  
New York, NY 10010  
Tel: 917.661.7800 Fax: 917.661.7801


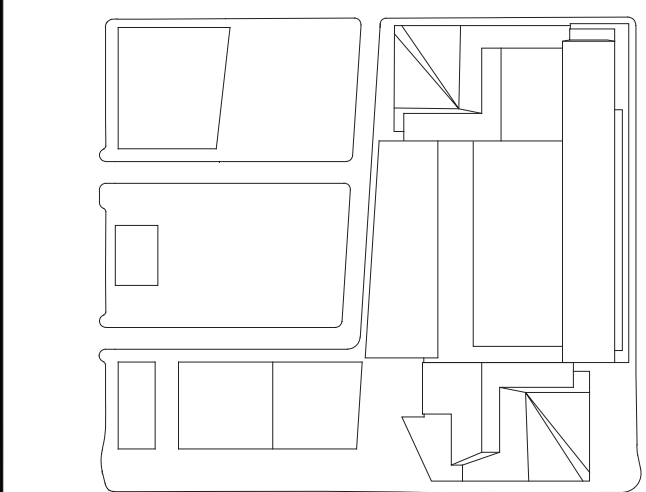
Mechanical, Electrical, Plumbing, Fire Protection  
Jaros Baum & Bolles Consulting Engineers  
80 Pine Street  
New York, NY 10013  
Tel: 212.530.9300 Fax: 212.269.5894



**Damian Titus**  
Buildings  
APPROVED  
Under Directive 2 of 1975  
Date/Time: Aug 15, 2013 - 10:18 AM  
NYC Development Hub

1 D.O.B. BUILDING PERMIT FILING 03/22/2013  
Date Issue Date

Any Plan



HYE-TC-A3-3012

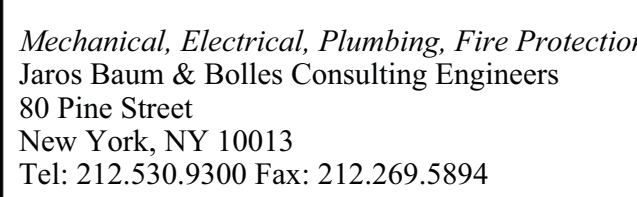
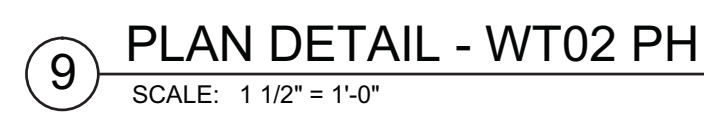
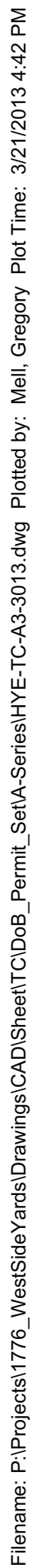
PLAN DETAILS

Project Number  
A3-3012

Sheet Number  
A-334.00

SHEET 135 OF 239





1	D.O.B. BUILDING PERMIT FILING	03/22/2013
No.	Issue	Date

Key Place



HYE-TC-A3-3013

## PLAN DETAILS

Drawing Number  
A3 3012

B-SCAN Drawing No.

A-335.00

SHEET 136 OF 239

©2013 KOHN PEDERSEN FOX ASSOCIATES PC. All rights reserved.



HUDSON YARDS -  
TOWER C

Address  
501 WEST 30TH STREET  
NEW YORK, NY



Client  
Related Companies  
60 Columbus Circle  
New York, NY 10023  
Tel: 212.801.1000 Fax: 212.801.1048

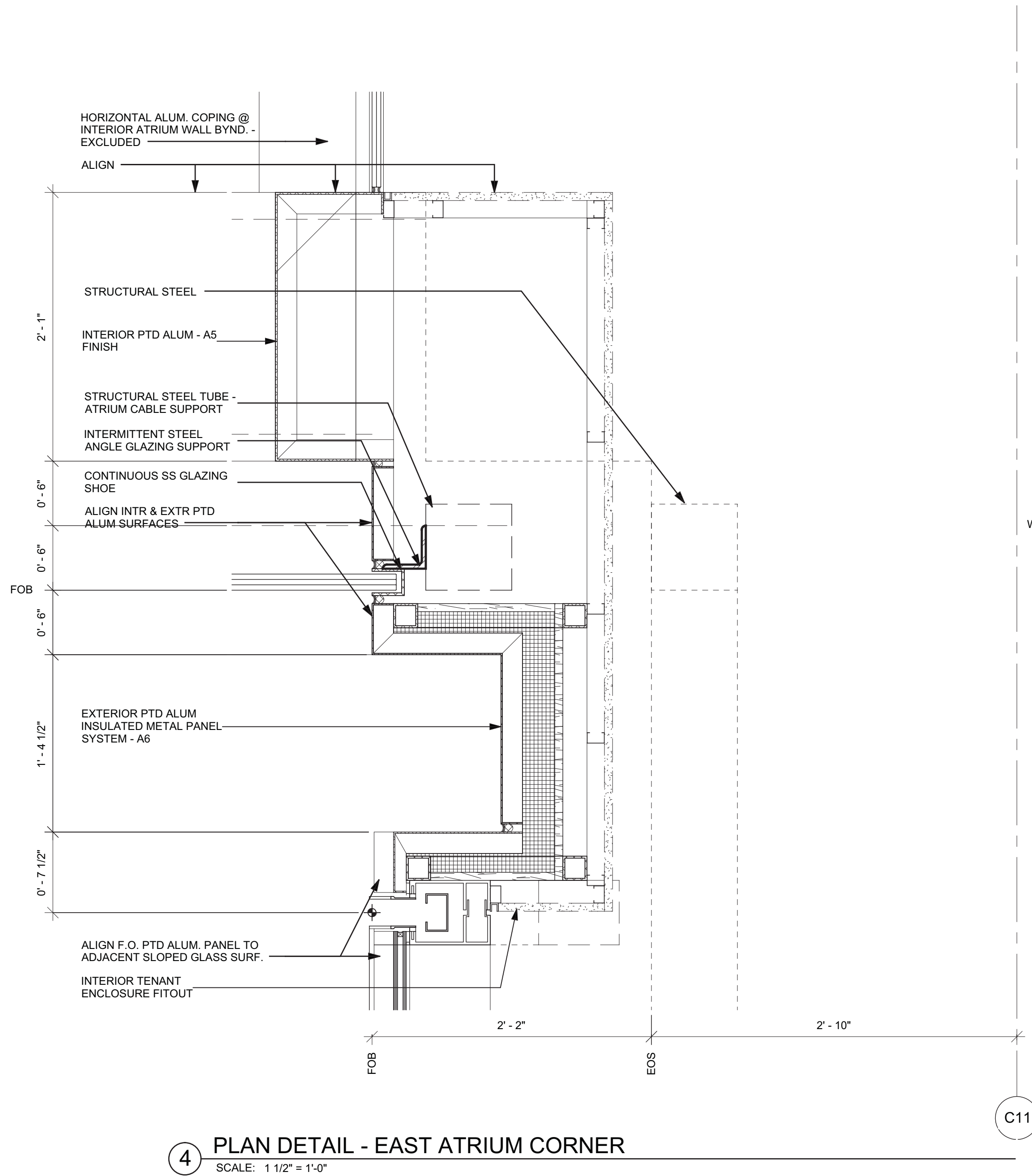
Oxford Properties Group  
320 Park Avenue, 17th Floor  
New York, NY 10022  
Tel: 212.986.7514 Fax: 212.986.7510

Construction Manager  
Tishman Construction Corporation  
100 Park Avenue, 5th Floor  
New York, NY 10017  
Tel: 212.708.5600

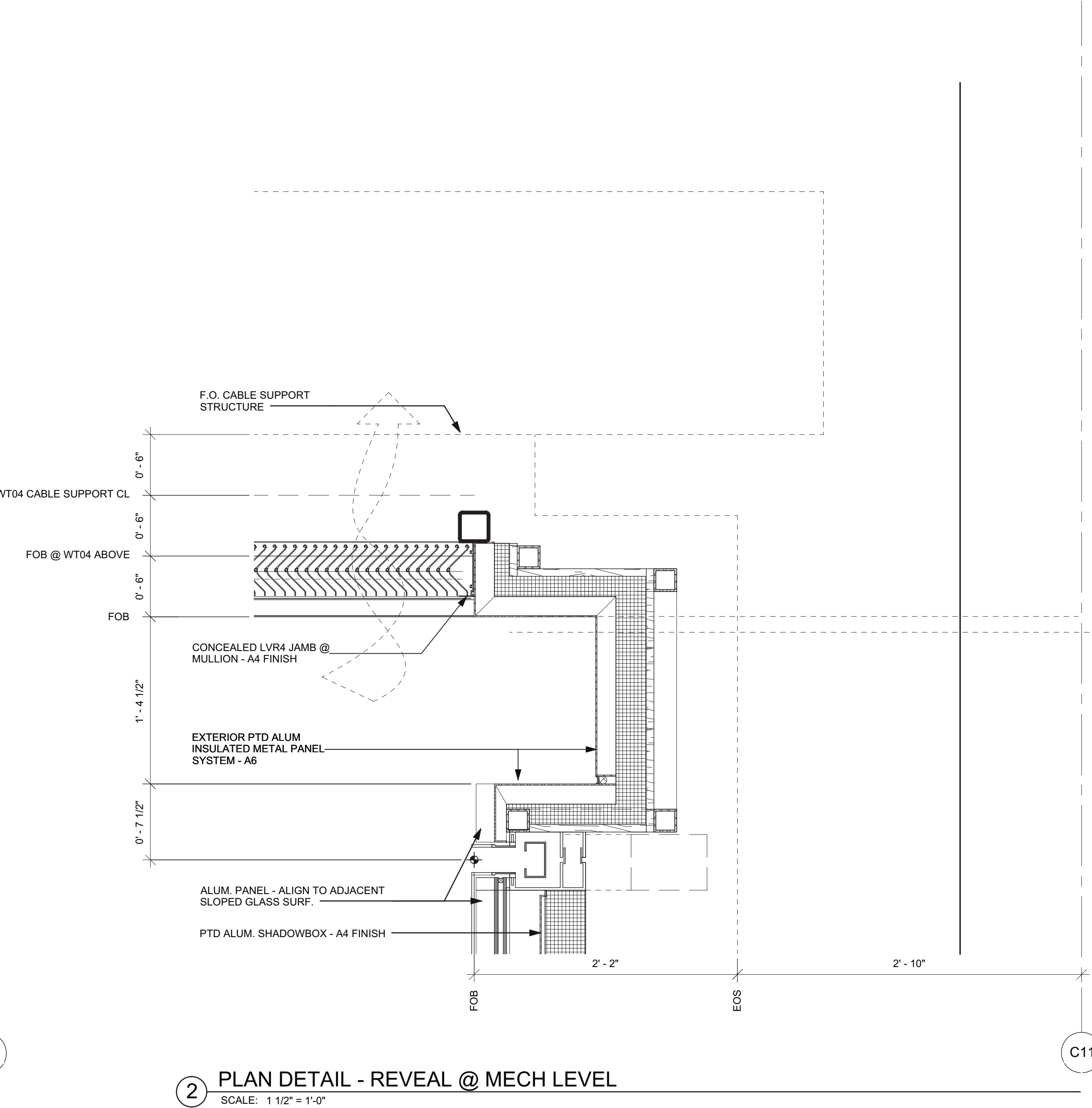
Architect  
Kohn Pedersen Fox Associates PC  
Architects & Planning Consultants  
11 West 42nd Street  
New York, NY 10036  
Tel: 212.977.6500 Fax: 212.956.2526

Structural Engineer  
Thornton Tomasetti, Inc.  
51 Madison Avenue  
New York, NY 10010  
Tel: 917.661.7800 Fax: 917.661.7801

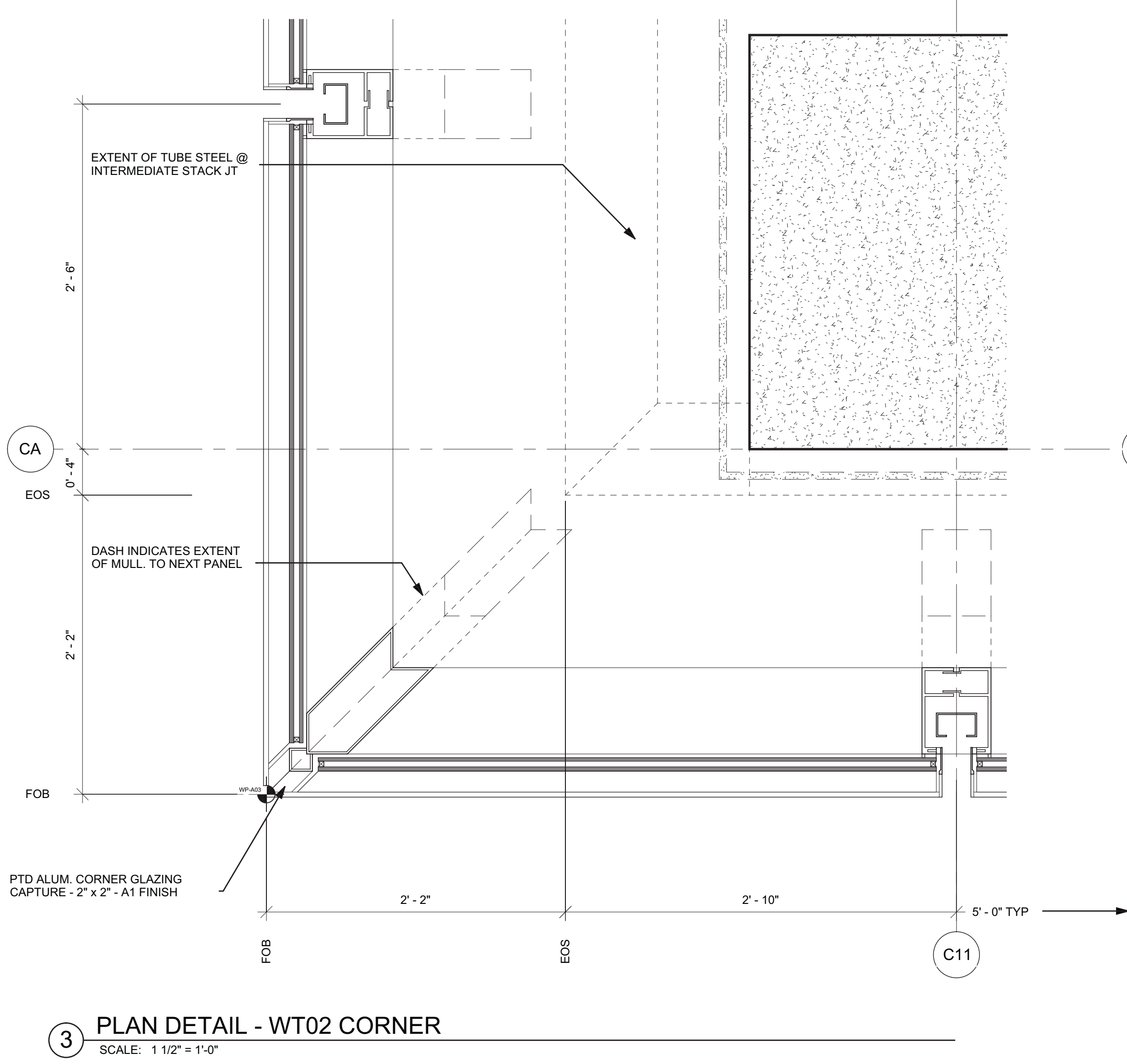
Mechanical, Electrical, Plumbing, Fire Protection  
Jaros Baum & Bolles Consulting Engineers  
80 Pine Street  
New York, NY 10013  
Tel: 212.530.9300 Fax: 212.269.5894



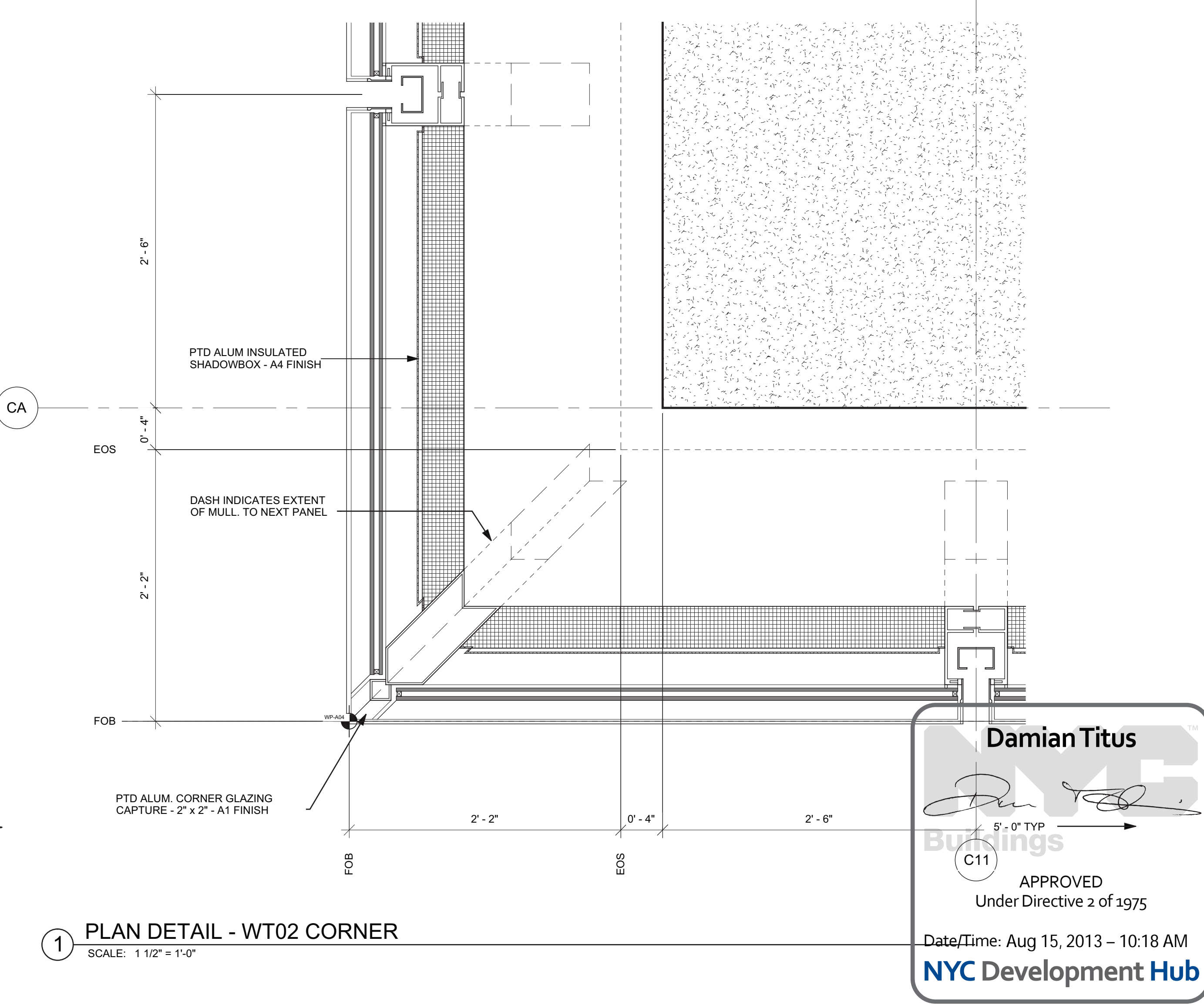
4 PLAN DETAIL - EAST ATRIUM CORNER  
SCALE: 1/16" = 1'-0"



2 PLAN DETAIL - REVEAL @ MECH LEVEL  
SCALE: 1/16" = 1'-0"




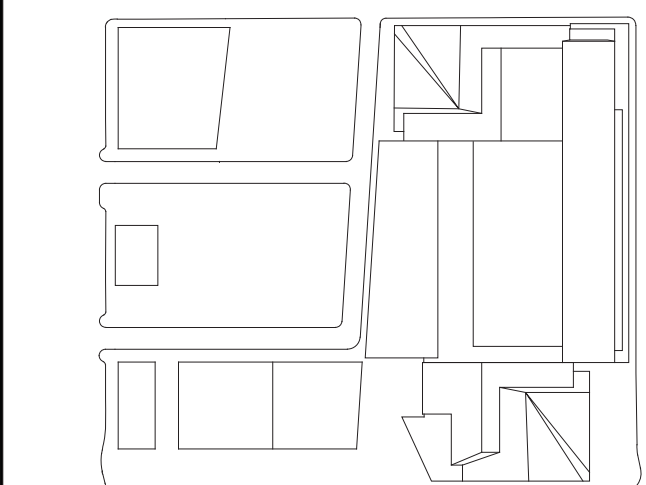
3 PLAN DETAIL - WT02 CORNER  
SCALE: 1/16" = 1'-0"



1 PLAN DETAIL - WT02 CORNER  
SCALE: 1/16" = 1'-0"

Rev	Desc	Date
1	D.O.B. BUILDING PERMIT FILING	03/22/2013

Any Plan



HYE-TC-A3-3014

PLAN DETAILS

Drawing Number  
A3-3014

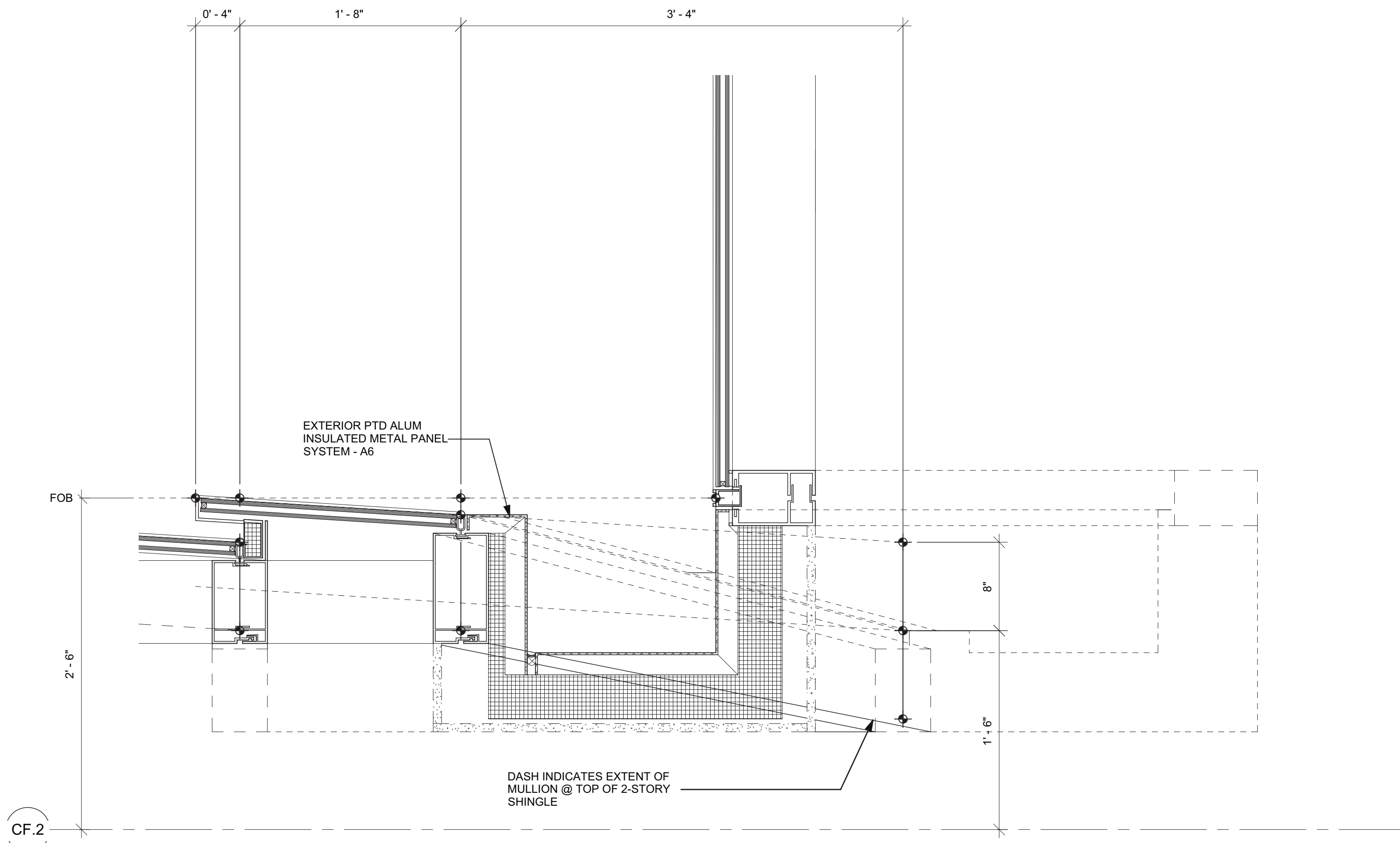
Project Name  
A3-3014 Drawing Number

Sheet Number  
A-336.00

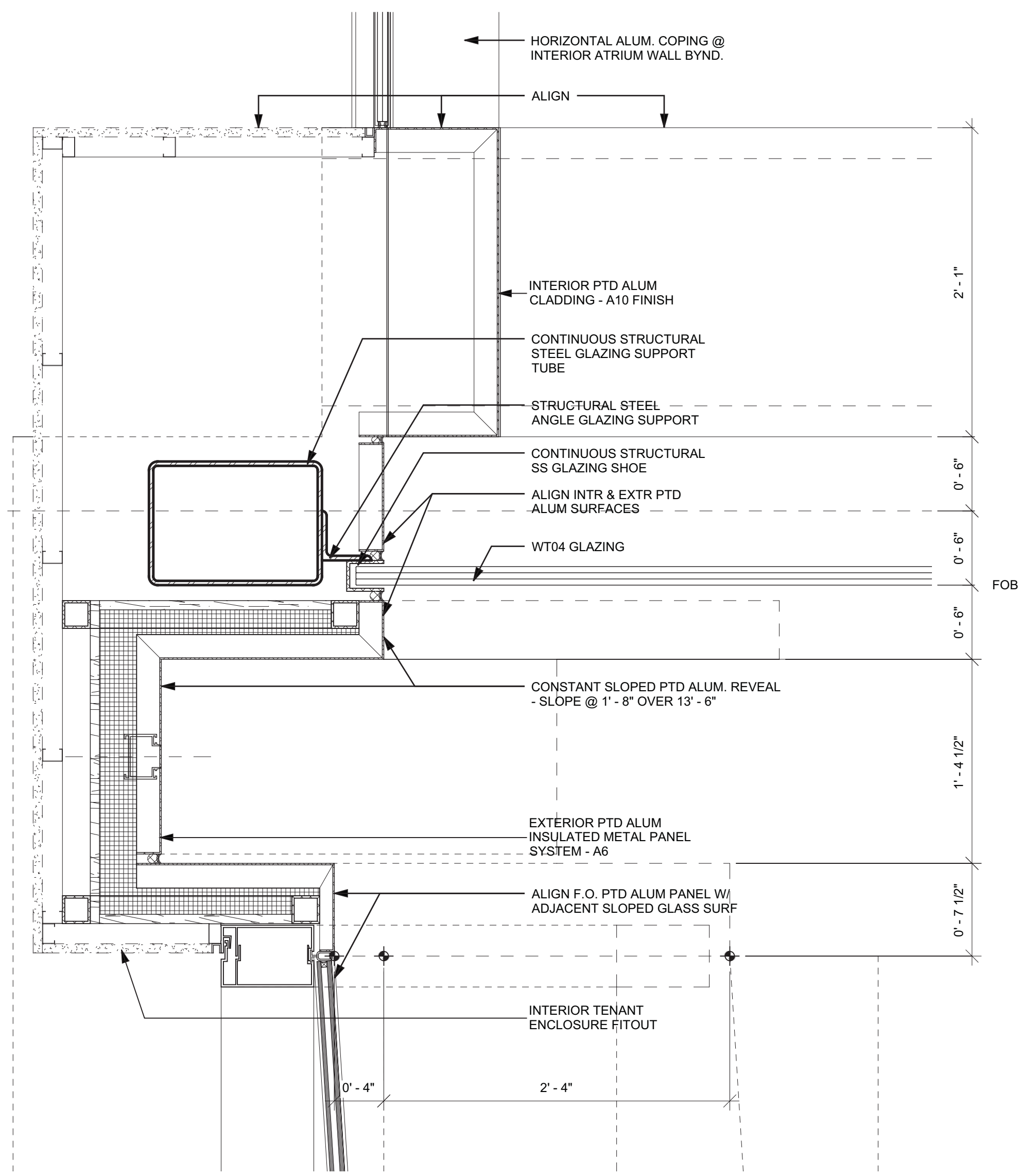
SHEET 137 OF 239



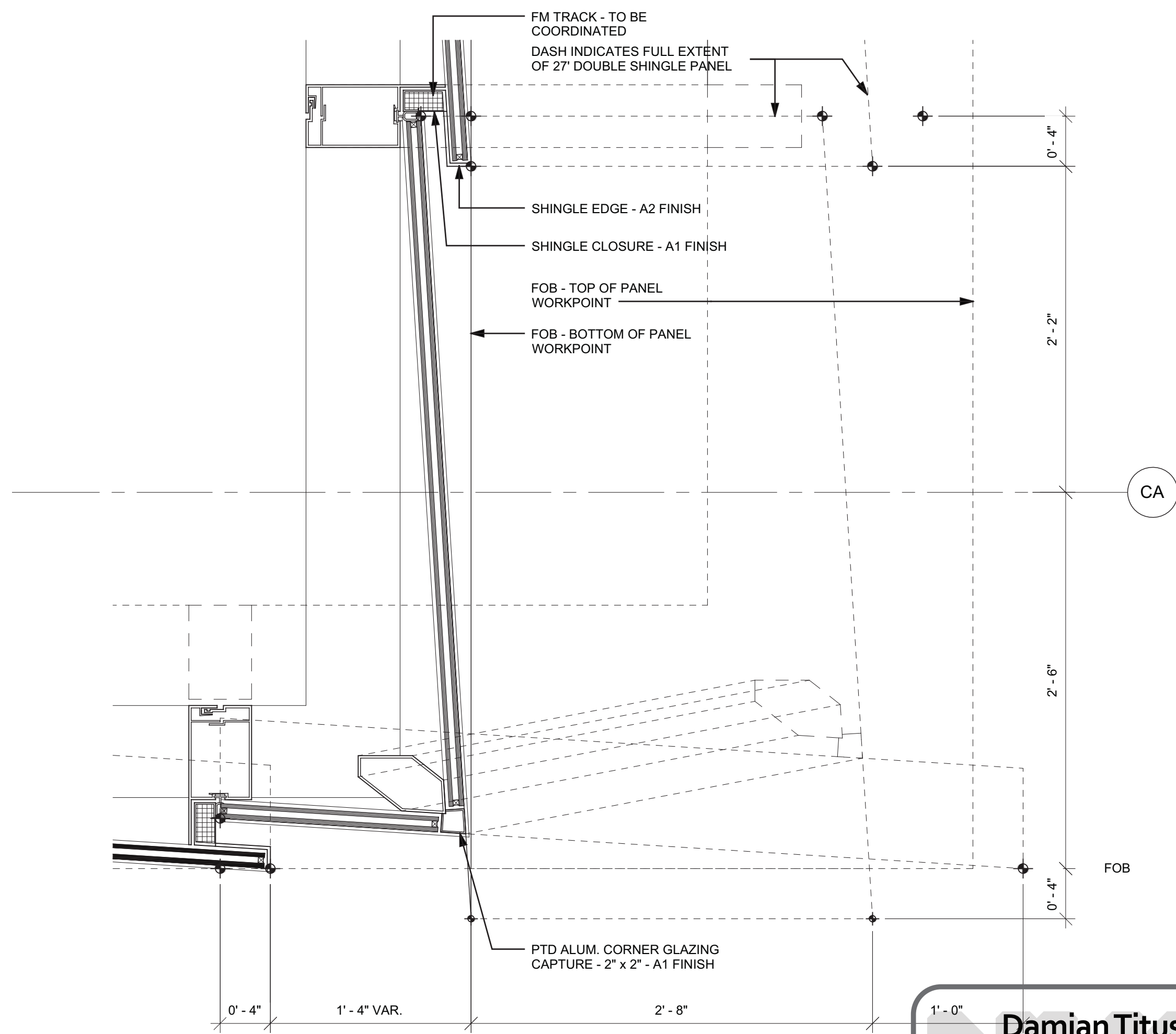
F:\Users\p.j.pope\p1776\_VestSite\KnsalDrawings\CAD\Sheet\WTC-A3-3015.dwg Plotted by: Matt Gregory Plot Time: 3/2/2013 4:42 PM



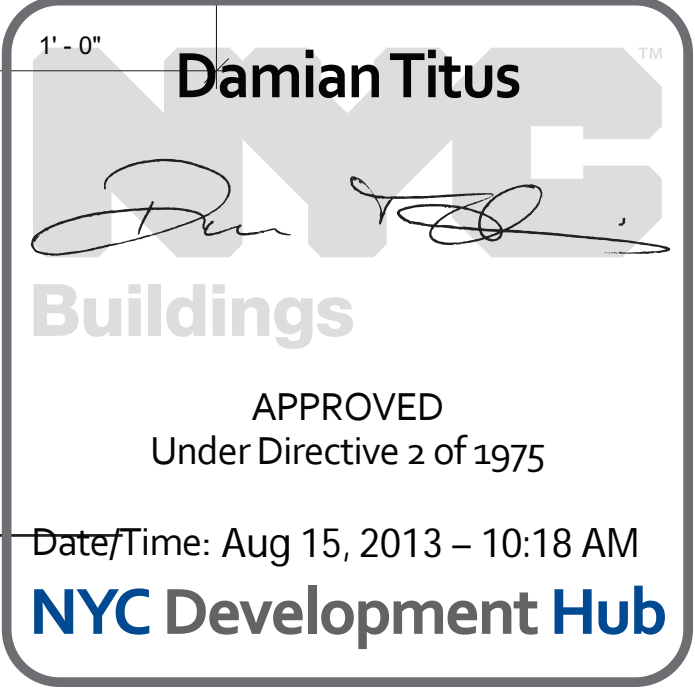
④ PLAN DETAIL - WT03 REVEAL  
SCALE: 1 1/2" = 1'-0"



② PLAN DETAIL - WEST ATRIUM REVEAL  
SCALE: 1 1/2" = 1'-0"




① PLAN DETAIL - WT03 CORNER  
SCALE: 1 1/2" = 1'-0"



# HUDSON YARDS - TOWER C

Address  
501 WEST 30TH STREET  
NEW YORK, NY



Client  
Related Companies  
60 Columbus Circle  
New York, NY 10023  
Tel: 212.801.1000 Fax: 212.801.1048

Oxford Properties Group  
320 Park Avenue, 17th Floor  
New York, NY 10022  
Tel: 212.866.7514 Fax: 212.986.7510  
Construction Manager  
Tishman Construction Corporation  
100 Park Avenue, 5th Floor  
New York, NY 10017  
Tel: 212.708.5000

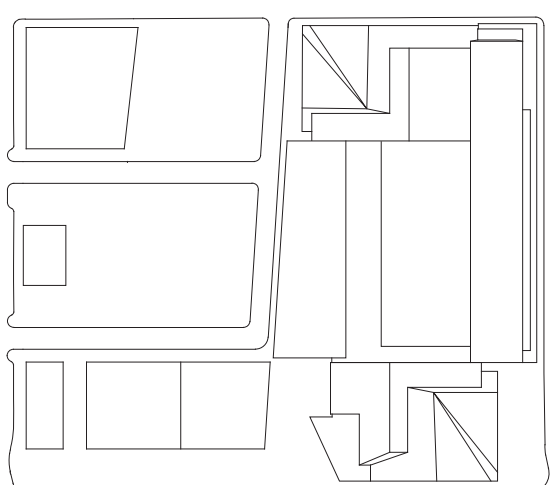
Architect  
Kohn Pedersen Fox Associates PC  
Architects & Planning Consultants  
11 West 42nd Street  
New York, NY 10036  
Tel: 212.977.6500 Fax: 212.956.2526

Structural Engineer  
Thornton Tomasetti, Inc.  
51 Madison Avenue  
New York, NY 10010  
Tel: 917.661.7800 Fax: 917.661.7801

Mechanical, Electrical, Plumbing, Fire Protection  
Jaros Baum & Bolles Consulting Engineers  
80 Pine Street  
New York, NY 10013  
Tel: 212.530.9300 Fax: 212.269.5894

1 D.O.B. BUILDING PERMIT FILING 03/22/2013  
No. Issue Date

Key Plan



Date:  
03/22/2013  
Project No.:  
1776.10  
Drawn By:  
Sheet Number:  
Drawing Title:

HYE-TC-A3-3015

PLAN DETAILS

Drawing Number:  
A3-3015  
A3-3015 Drawing Number:  
A-337.00



HUDSON YARDS -  
TOWER C

Address  
501 WEST 30TH STREET  
NEW YORK, NY



Client  
Related Companies  
60 Columbus Circle  
New York, NY 10023  
Tel: 212.801.1000 Fax: 212.801.1048

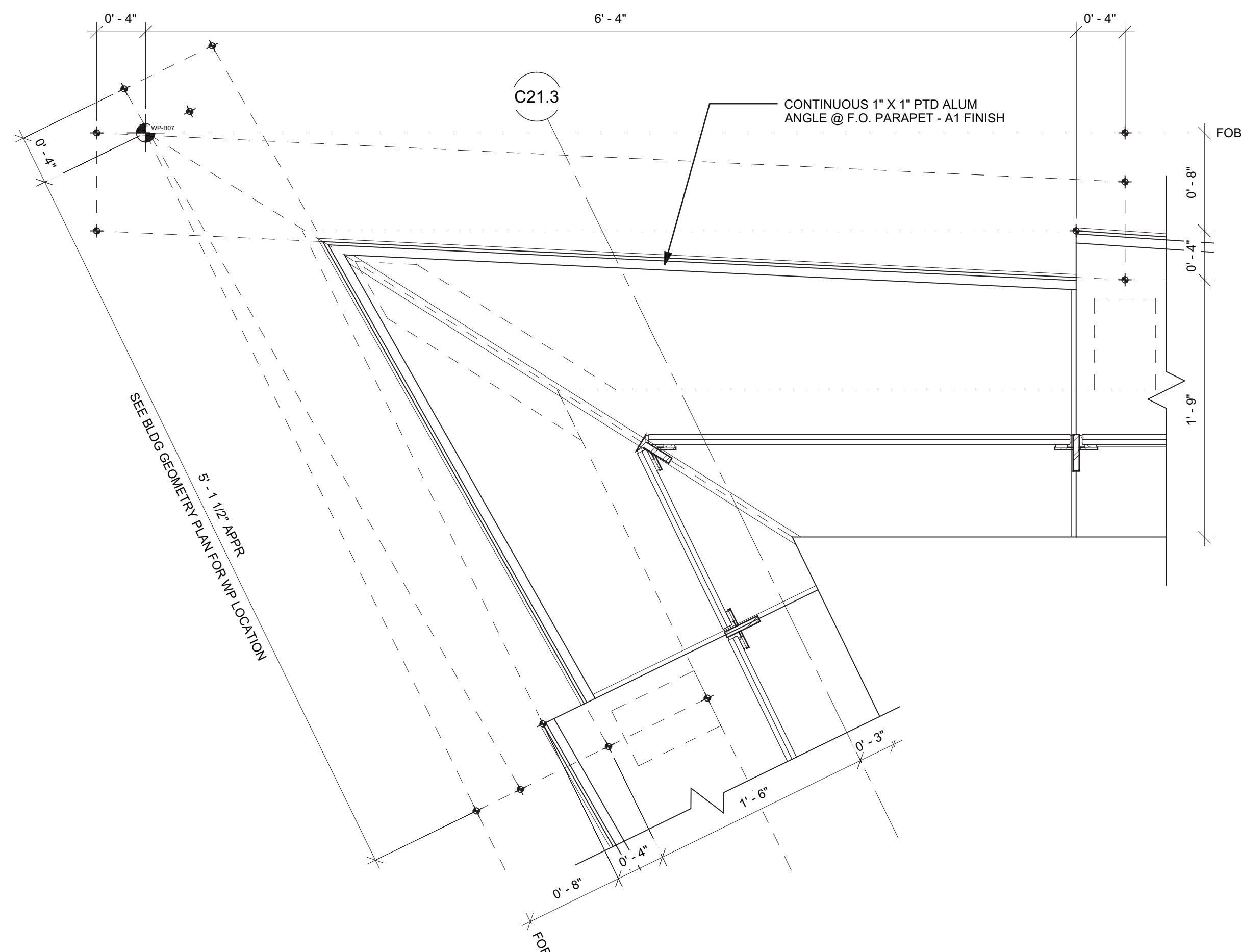
Oxford Properties Group  
320 Park Avenue, 17th Floor  
New York, NY 10022  
Tel: 212.866.7514 Fax: 212.986.7510

Construction Manager  
Tishman Construction Corporation  
100 Park Avenue, 5th Floor  
New York, NY 10017  
Tel: 212.708.5000

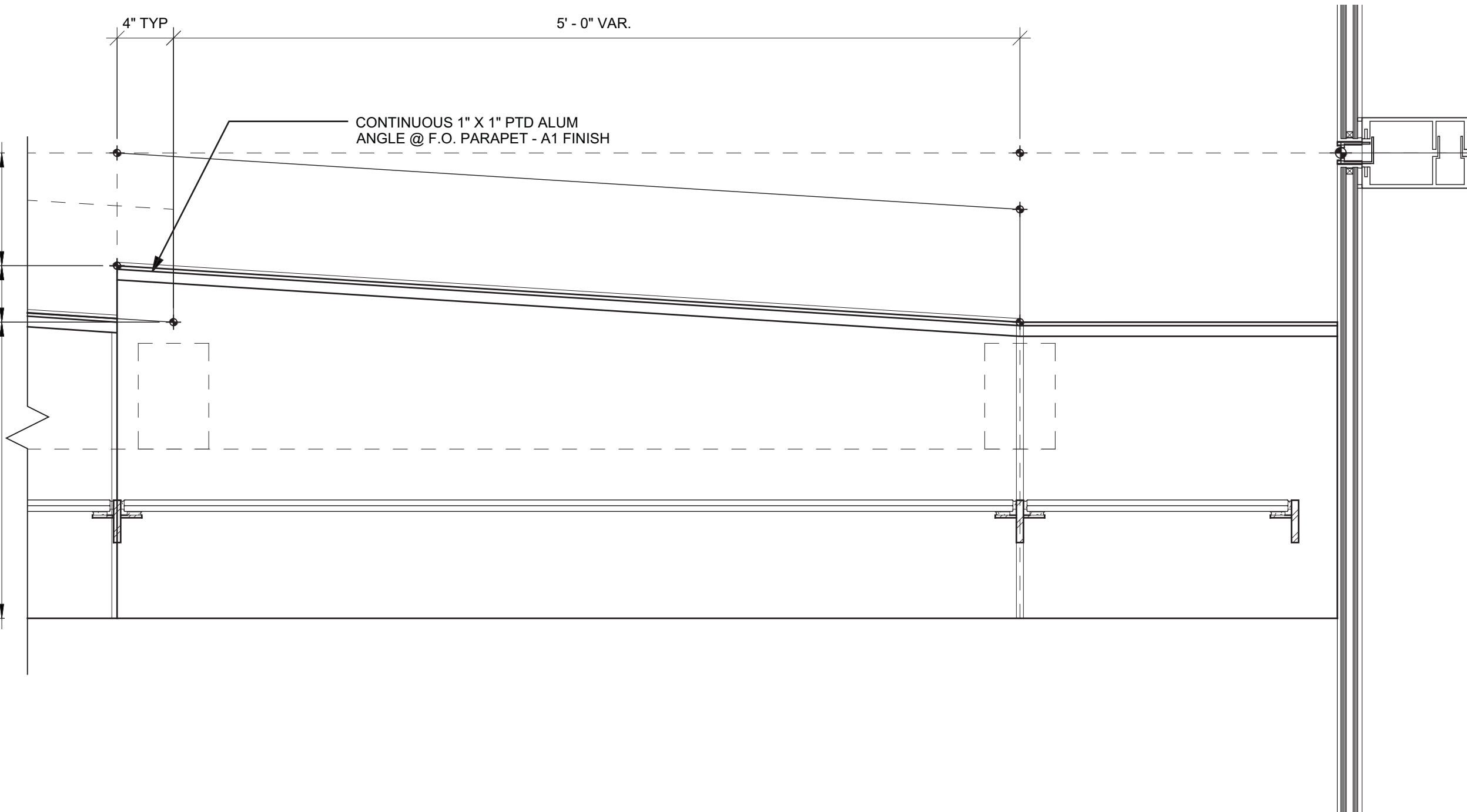
Architect  
Kohn Pedersen Fox Associates PC  
Architects & Planning Consultants  
11 West 42nd Street  
New York, NY 10036  
Tel: 212.977.6500 Fax: 212.956.2526

Structural Engineer  
Thornton Tomasetti, Inc.  
51 Madison Avenue  
New York, NY 10010  
Tel: 917.661.7800 Fax: 917.661.7801

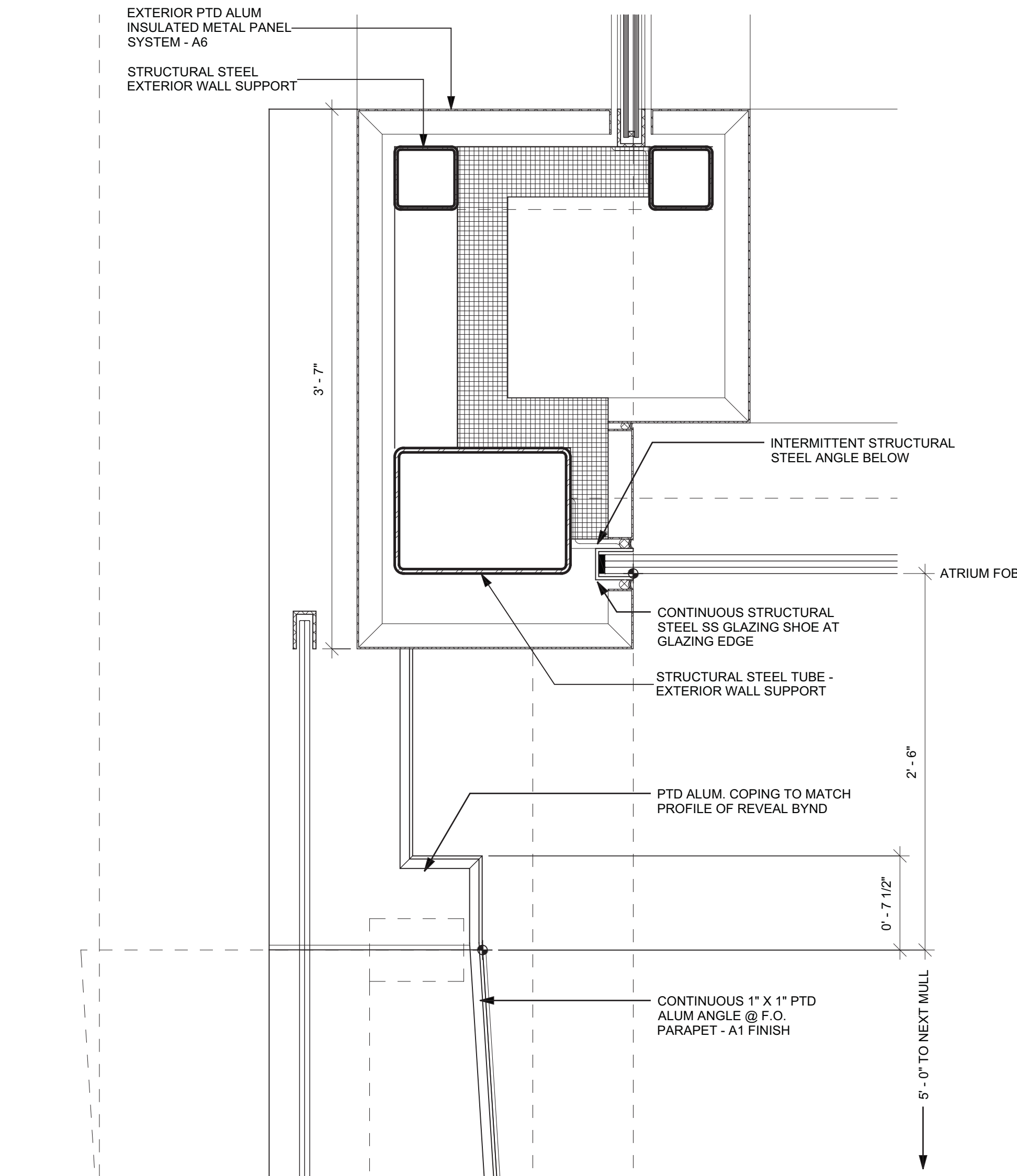
Mechanical, Electrical, Plumbing, Fire Protection  
Jaros Baum & Bolles Consulting Engineers  
80 Pine Street  
New York, NY 10013  
Tel: 212.530.9300 Fax: 212.269.5894



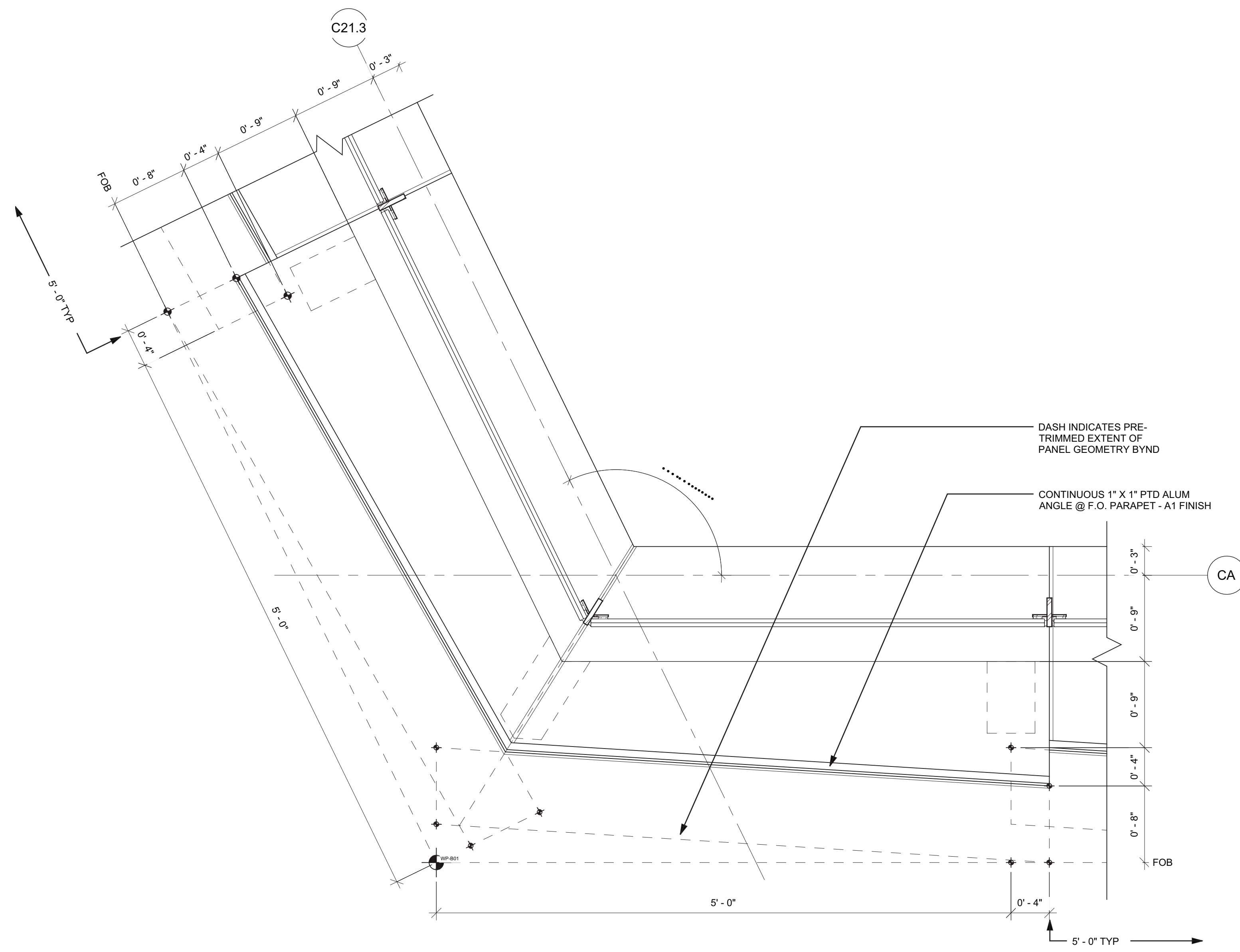
6 PLAN DETAIL - WT03 PARAPET  
SCALE: 1 1/2" = 1'-0"



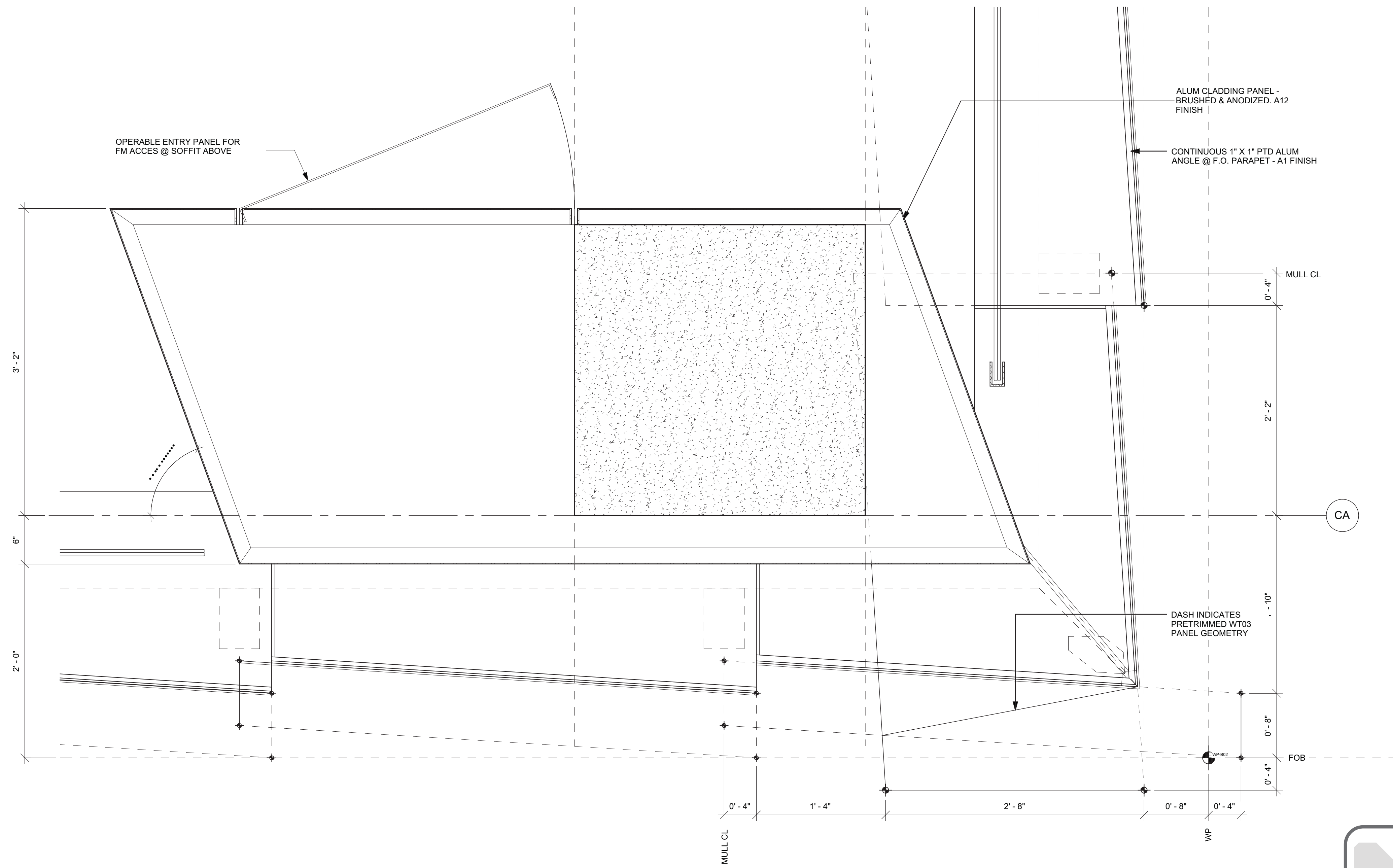
4 PLAN DETAIL WT03 PARAPET  
SCALE: 1 1/2" = 1'-0"



2 PLAN DETAIL - WT03 PARAPET  
SCALE: 1 1/2" = 1'-0"



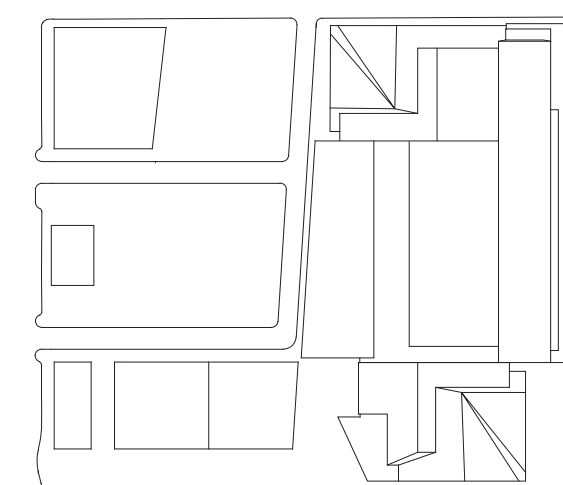
5 PLAN DETAIL - WT03 PARAPET  
SCALE: 1 1/2" = 1'-0"



1 PLAN DETAIL - WT03 PARAPET  
SCALE: 1 1/2" = 1'-0"

Rev	Issue	Date
1	D.O.B. BUILDING PERMIT FILING	03/22/2013

Key Plan



Date:  
03/22/2013  
Project No:  
1776.10  
Drawn By:  
Sheet Number

HYE-TC-A3-3016

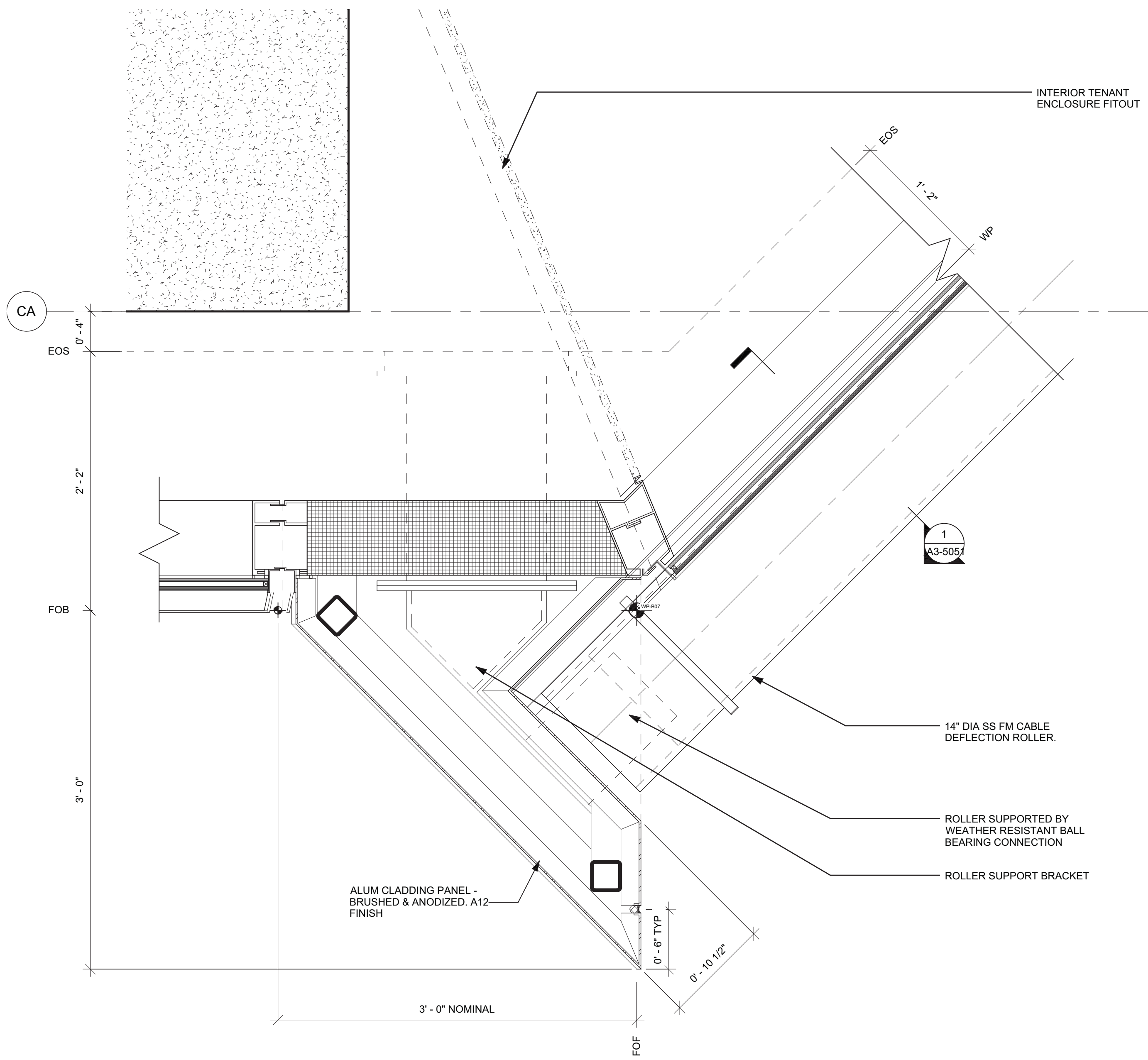
PLAN DETAILS

Drawing Number:  
A3-3016

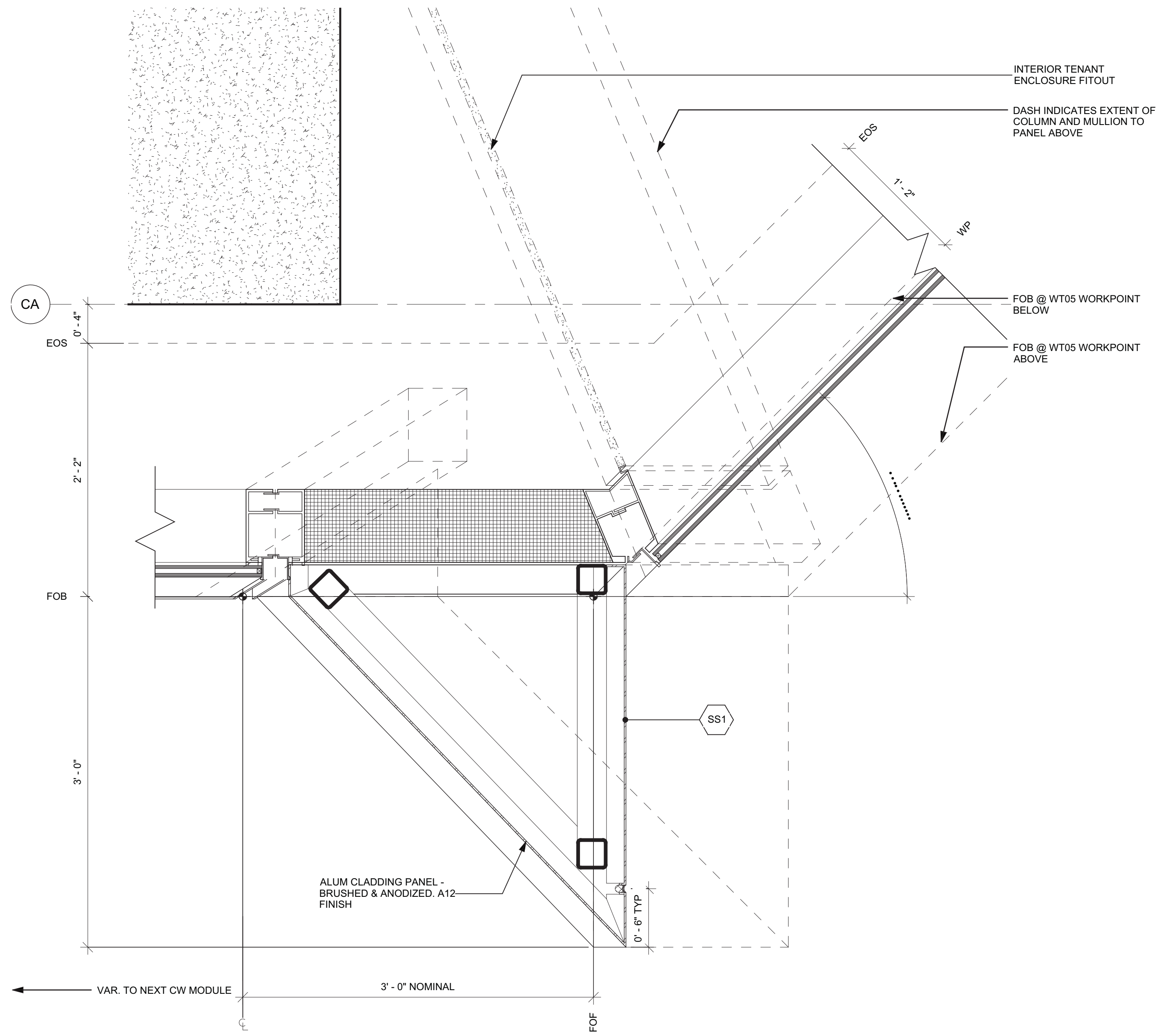
Project/Sheet Number:  
A-338.00



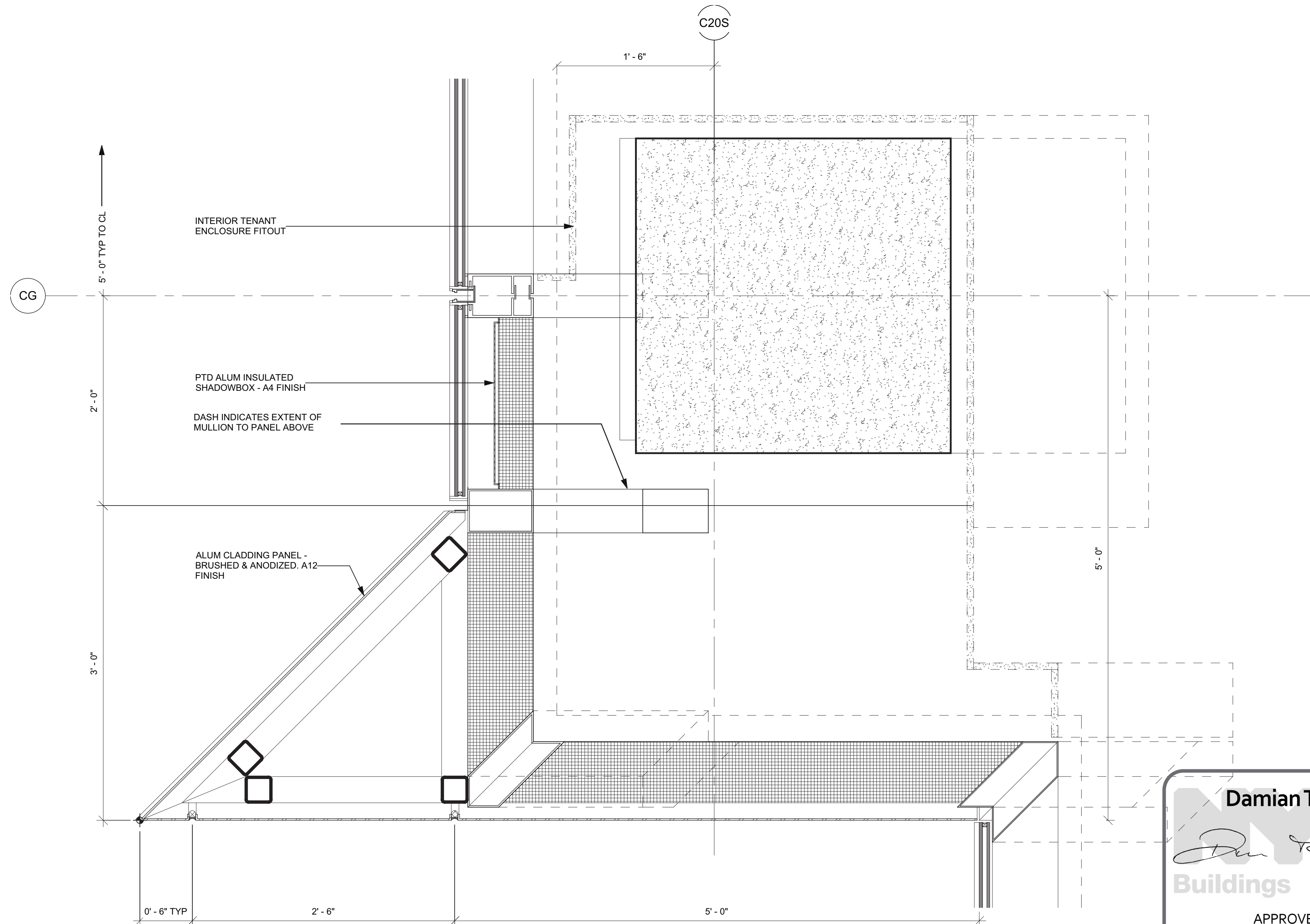
F:\Users\p.j.pope\p1776\_Visual\Drawings\CAD\Sheet\TC001\_Permi\_Serv\Series\WETC-A3-3017.dwg Plotted by: Matt Gregory Plot Time: 3/2/2013 4:44 PM



3 PLAN DETAIL - CHAMFER @ LVL 25  
SCALE: 1 1/2" = 1'-0"



2 PLAN DETAIL -LOW RISE CHAMFER CORNER  
SCALE: 1 1/2" = 1'-0"



1 PLAN DETAIL - WEST NOTCH CORNER  
SCALE: 1 1/2" = 1'-0"



## HUDSON YARDS - TOWER C

Address  
501 WEST 30TH STREET  
NEW YORK, NY



Client  
Related Companies  
60 Columbus Circle  
New York, NY 10023  
Tel: 212.801.1000 Fax: 212.801.1048

Oxford Properties Group  
320 Park Avenue, 17th Floor  
New York, NY 10022  
Tel: 212.866.7514 Fax: 212.986.7510

Construction Manager  
Tishman Construction Corporation  
100 Park Avenue, 5th Floor  
New York, NY 10017  
Tel: 212.708.5000

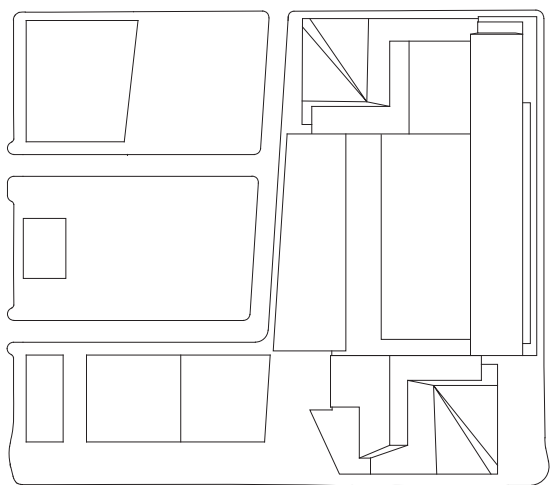
Architect  
Kohn Pedersen Fox Associates PC  
Architects & Planning Consultants  
11 West 42nd Street  
New York, NY 10036  
Tel: 212.977.6500 Fax: 212.956.2526

Structural Engineer  
Thornton Tomasetti, Inc.  
51 Madison Avenue  
New York, NY 10010  
Tel: 917.661.7800 Fax: 917.661.7801

Mechanical, Electrical, Plumbing, Fire Protection  
Jaros Baum & Bolles Consulting Engineers  
80 Pine Street  
New York, NY 10013  
Tel: 212.530.9300 Fax: 212.269.5894

1 D.O.B. BUILDING PERMIT FILING 03/22/2013  
By: Date: Date:

Key Plan



Date:  
03/22/2013  
Project No:  
1776.10  
Drawn By:  
Sheet Number:

HYE-TC-A3-3017  
Drawing Title

PLAN DETAILS

Drawing Number:  
A3-3017

Sheet Number:  
A-339.00



HUDSON YARDS -  
TOWER C

Address  
501 WEST 30TH STREET  
NEW YORK, NY



Client  
Related Companies  
60 Columbus Circle  
New York, NY 10023  
Tel: 212.801.1000 Fax: 212.801.1048

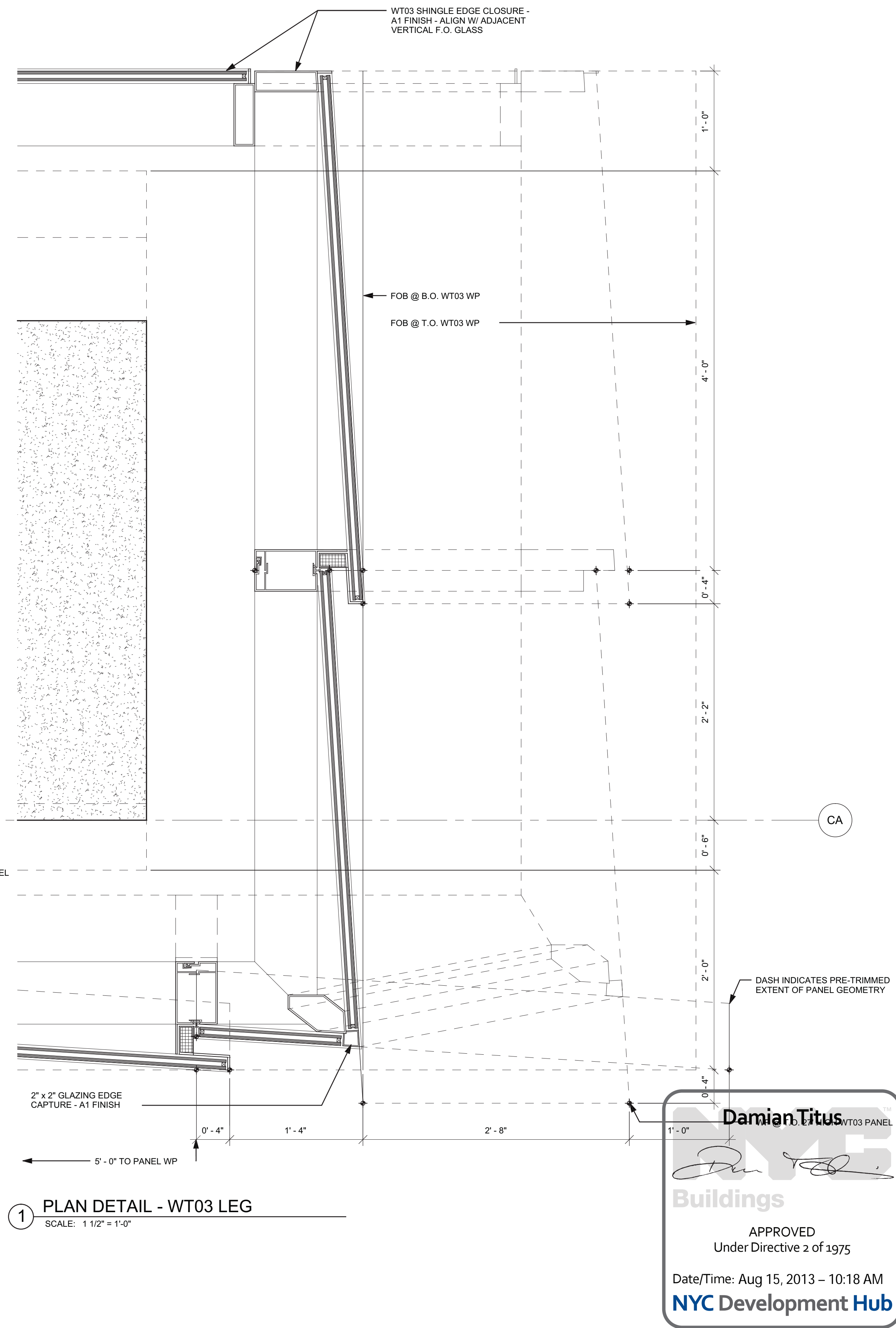
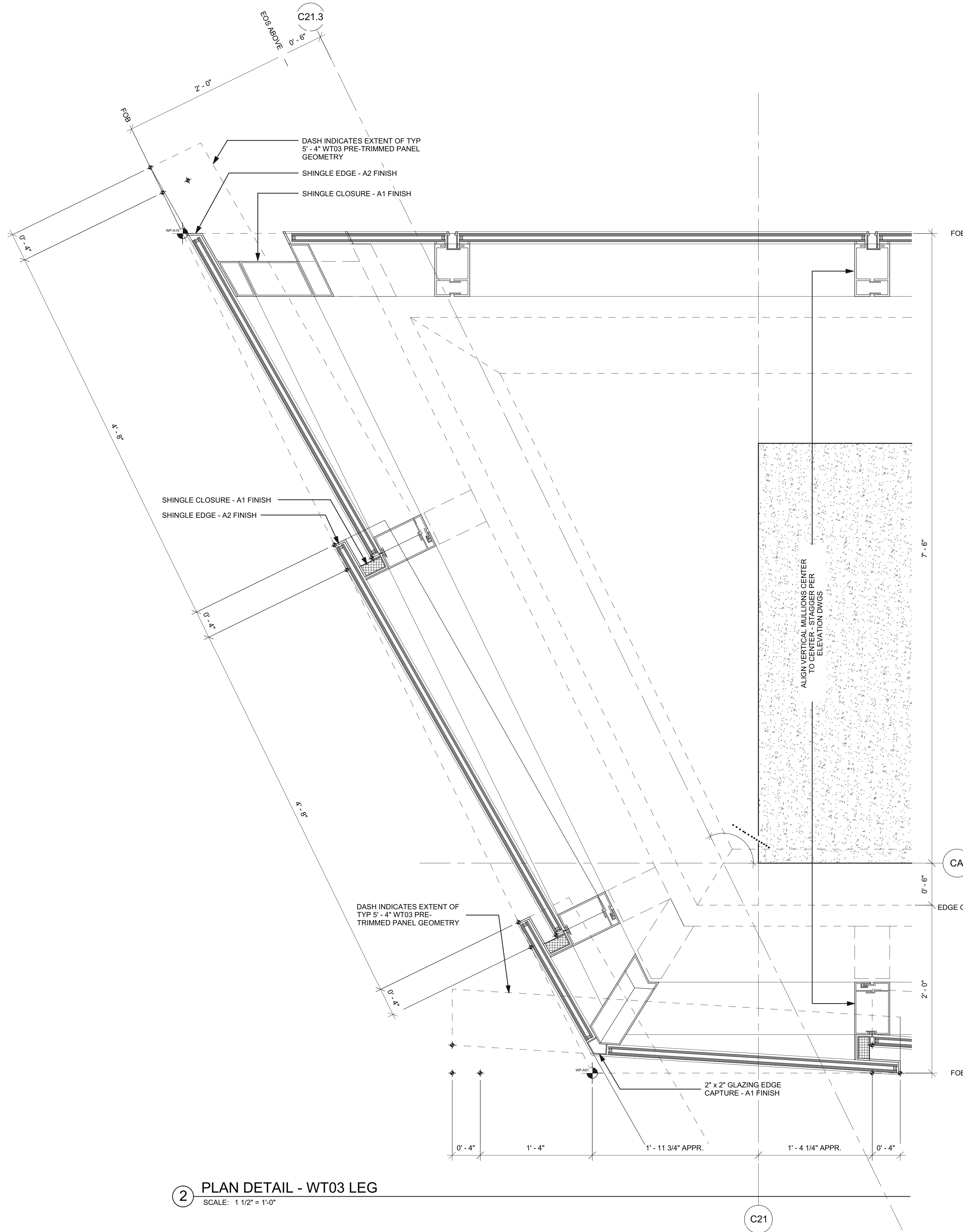
Oxford Properties Group  
320 Park Avenue, 17th Floor  
New York, NY 10022  
Tel: 212.866.7514 Fax: 212.986.7510

Construction Manager  
Tishman Construction Corporation  
100 Park Avenue, 5th Floor  
New York, NY 10017  
Tel: 212.708.5600

Architect  
Kohn Pedersen Fox Associates PC  
Architects & Planning Consultants  
11 West 42nd Street  
New York, NY 10036  
Tel: 212.977.6500 Fax: 212.956.2526

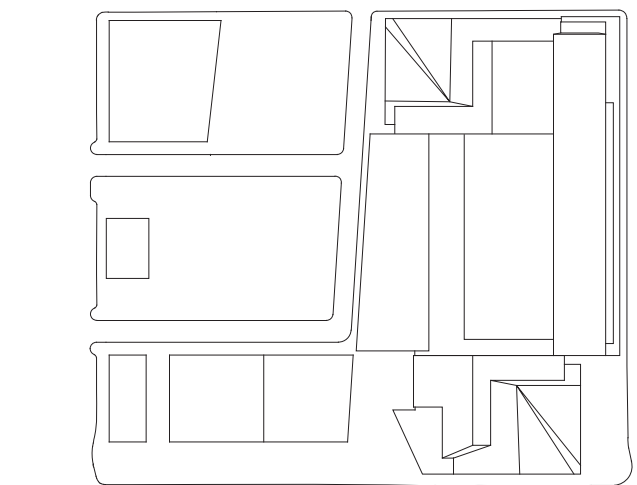
Structural Engineer  
Thornton Tomasetti, Inc.  
51 Madison Avenue  
New York, NY 10010  
Tel: 917.661.7800 Fax: 917.661.7801

Mechanical, Electrical, Plumbing, Fire Protection  
Jaros Baum & Bolles Consulting Engineers  
80 Pine Street  
New York, NY 10013  
Tel: 212.530.9300 Fax: 212.269.5894



1	D.O.B. BUILDING PERMIT FILING	03/22/2013
Rev	Issue	Date

Key Plan



Date  
03/22/2013  
Project No.  
1776.10  
Drawn By  
Sheet Number

HYE-TC-A3-3018

PLAN DETAILS

Drawing Number  
A3-3018

Project/Sheet Number  
A-340.00

SHEET 141 OF 239

© 2013 KOHN PEDERSEN FOX ASSOCIATES PC. All rights reserved.



HUDSON YARDS -  
TOWER C

Address  
501 WEST 30TH STREET  
NEW YORK, NY



Client  
Related Companies  
60 Columbus Circle  
New York, NY 10023  
Tel: 212.801.1000 Fax: 212.801.1048

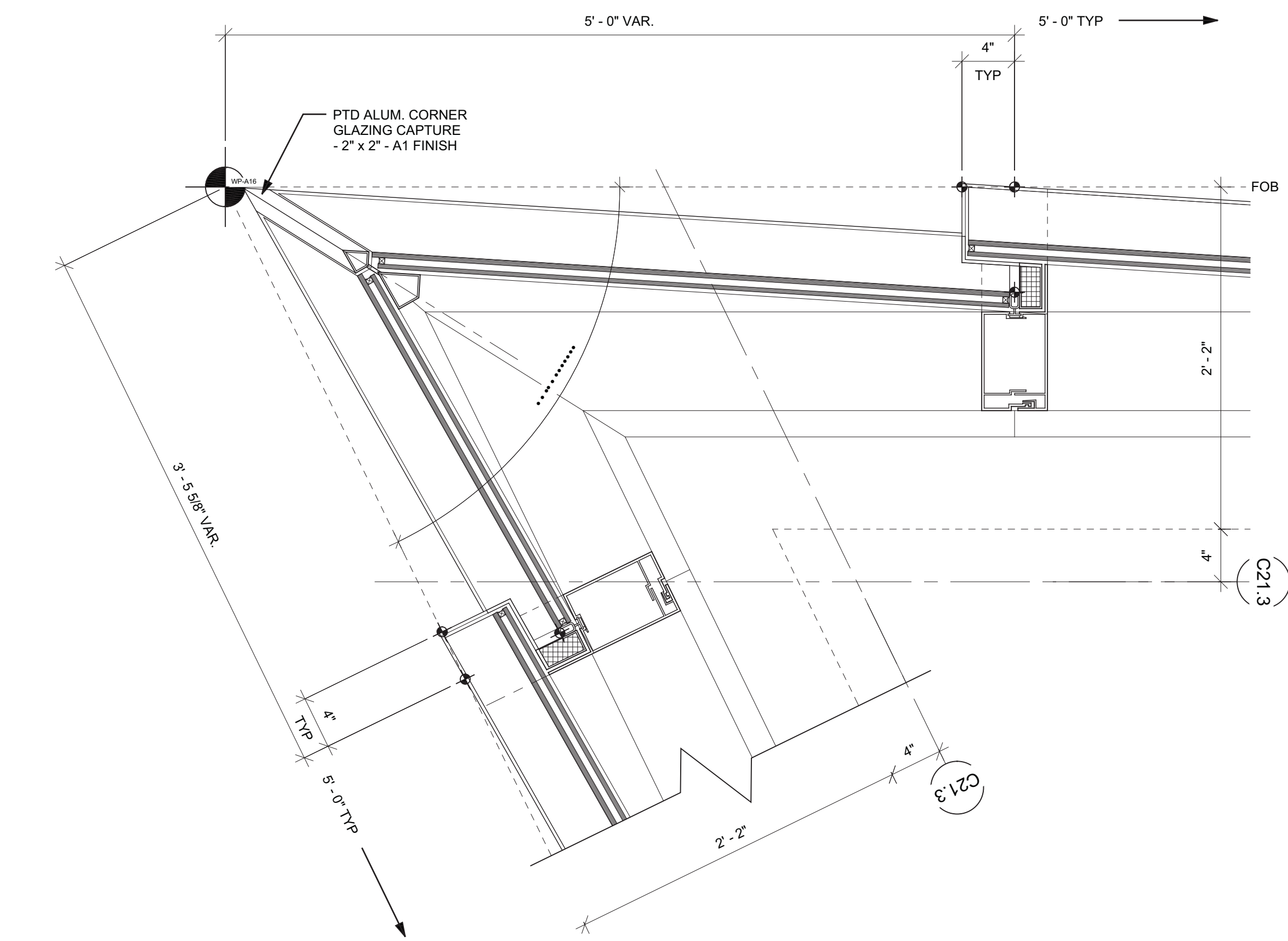
Oxford Properties Group  
320 Park Avenue, 17th Floor  
New York, NY 10022  
Tel: 212.866.7514 Fax: 212.986.7510

Construction Manager  
Tishman Construction Corporation  
100 Park Avenue, 5th Floor  
New York, NY 10017  
Tel: 212.708.5600

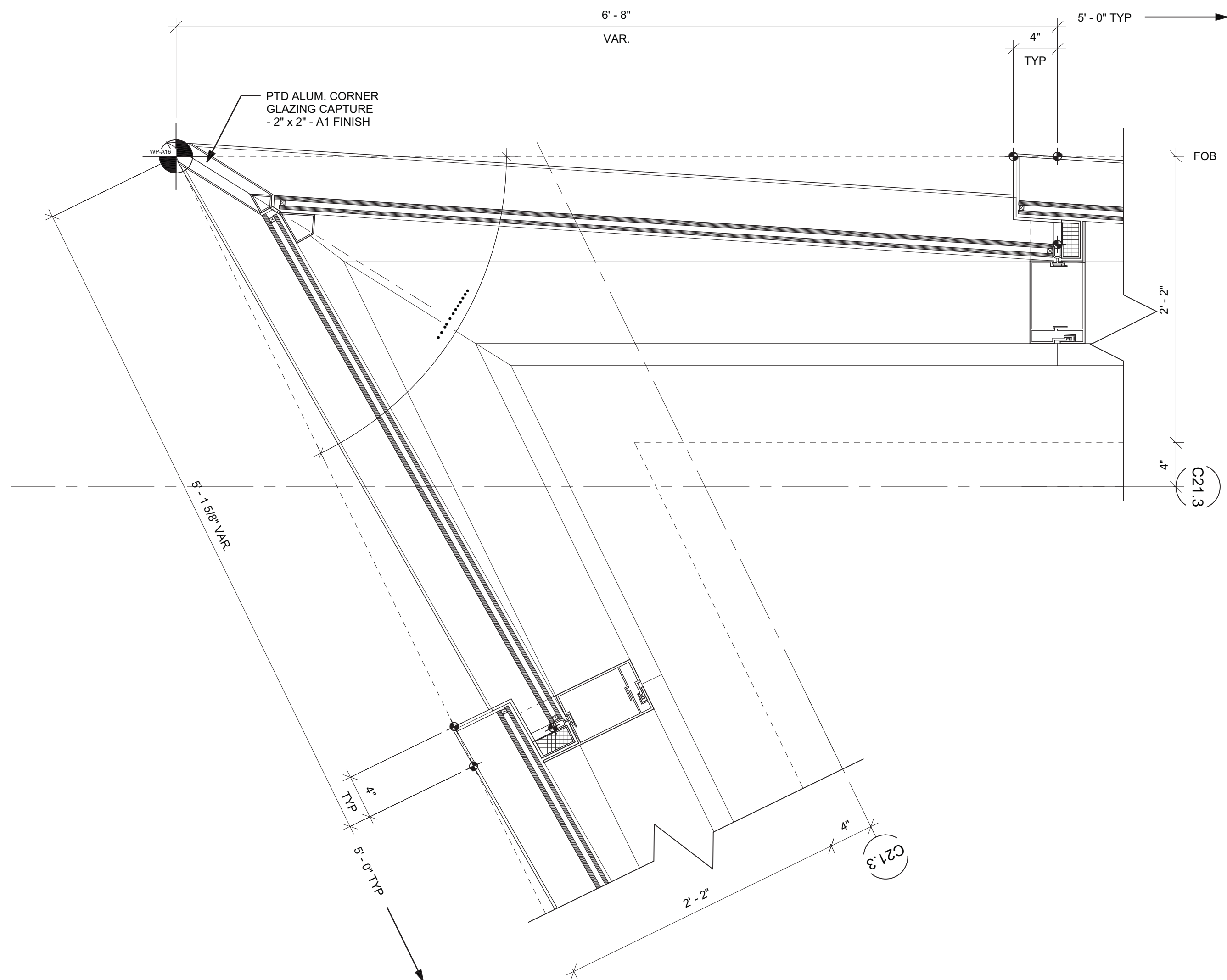
Architect  
Kohn Pedersen Fox Associates PC  
Architects & Planning Consultants  
11 West 42nd Street  
New York, NY 10036  
Tel: 212.977.6500 Fax: 212.956.2526

Structural Engineer  
Thornton Tomasetti, Inc.  
51 Madison Avenue  
New York, NY 10010  
Tel: 917.661.7800 Fax: 917.661.7801

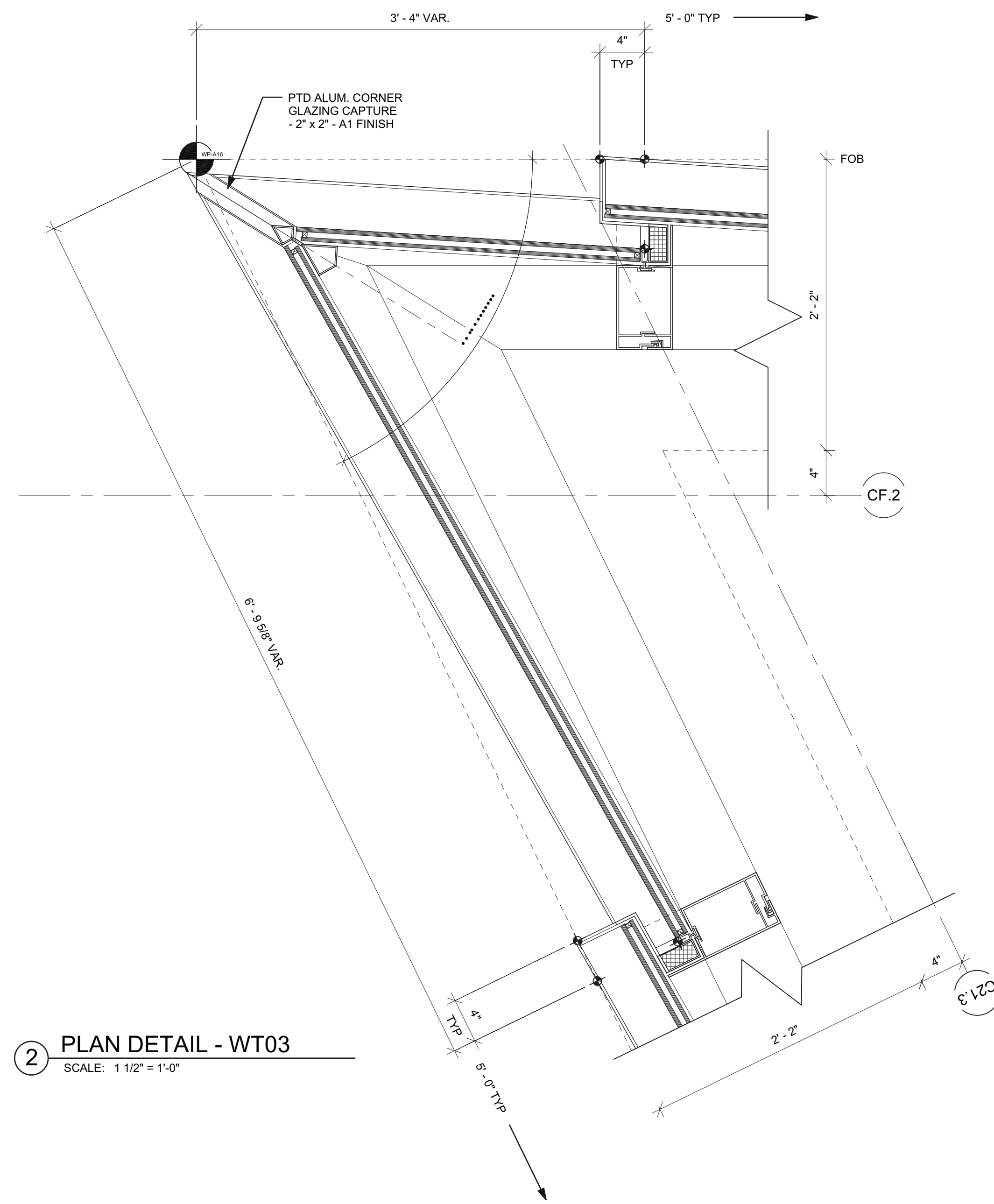
Mechanical, Electrical, Plumbing, Fire Protection  
Jaros Baum & Bolles Consulting Engineers  
80 Pine Street  
New York, NY 10013  
Tel: 212.530.9300 Fax: 212.269.5894



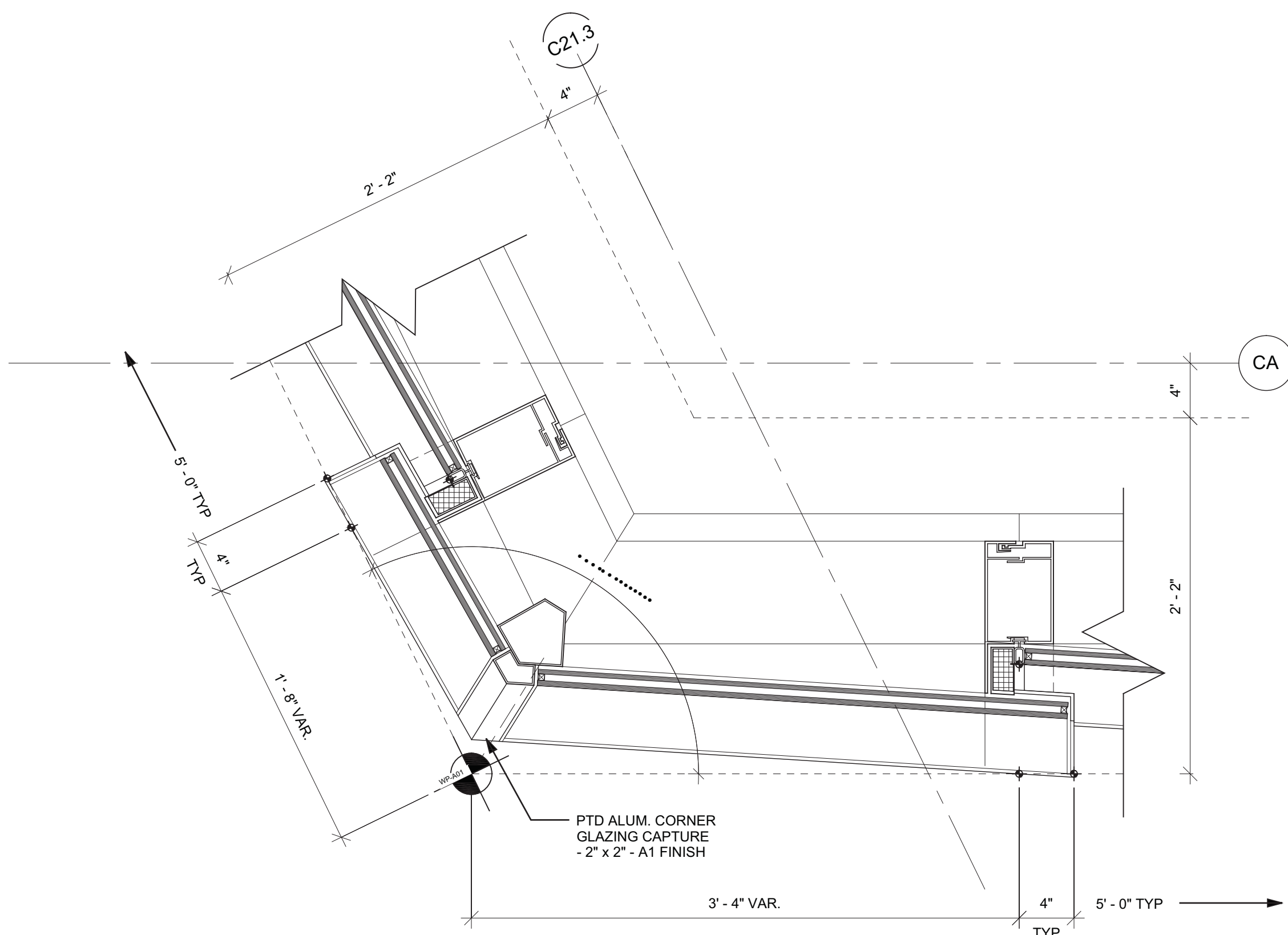
6 PLAN DETAIL - WT03  
SCALE: 1 1/2" = 1'-0"



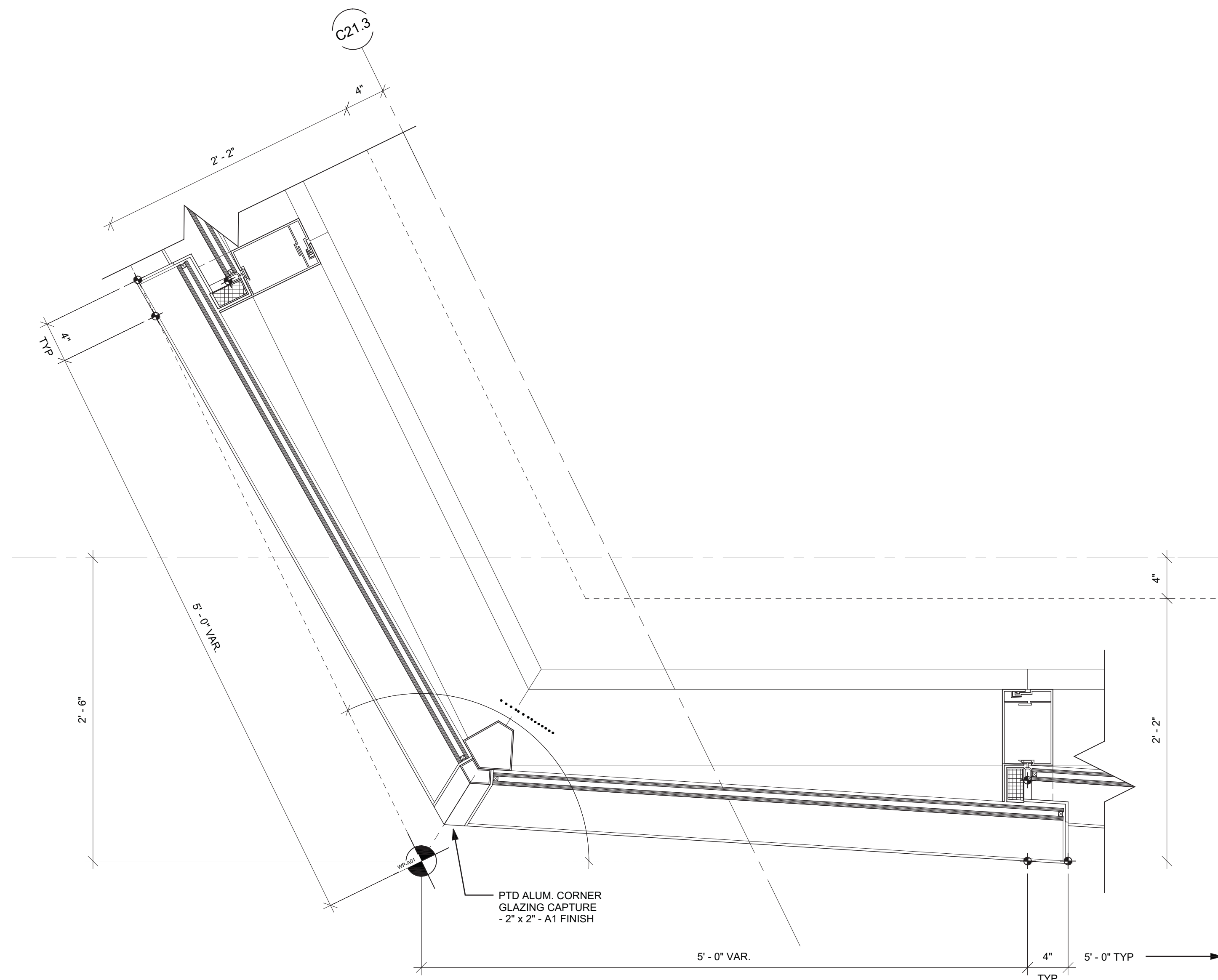
4 PLAN DETAIL - WT03  
SCALE: 1 1/2" = 1'-0"



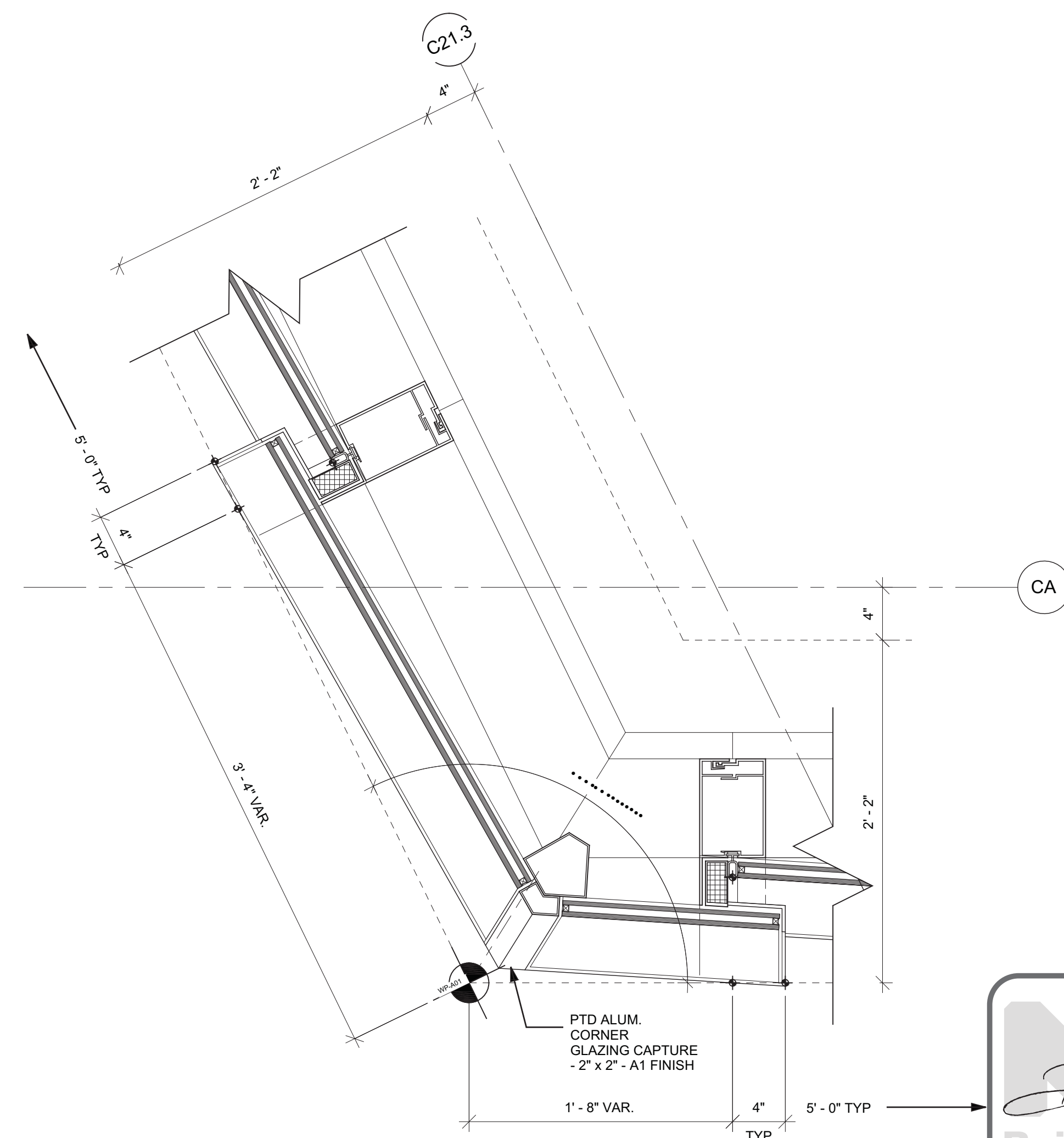
2 PLAN DETAIL - WT03  
SCALE: 1 1/2" = 1'-0"



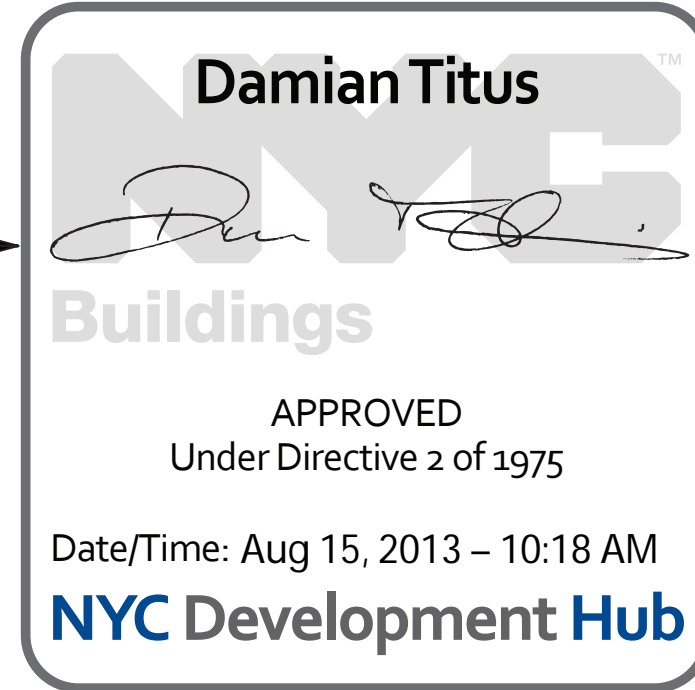
5 PLAN DETAIL - WT03  
SCALE: 1 1/2" = 1'-0"



3 PLAN DETAIL - WT03  
SCALE: 1 1/2" = 1'-0"

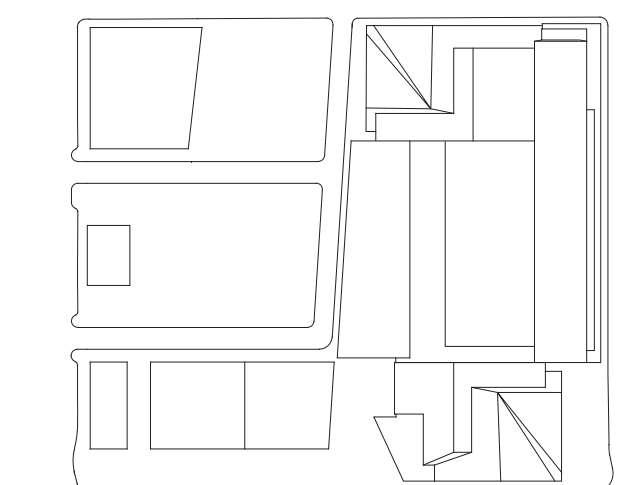


1 PLAN DETAIL - WT03  
SCALE: 1 1/2" = 1'-0"



1	D.O.B. BUILDING PERMIT FILING	03/22/2013
Rev	Date	Date

Key Plan



Date:  
03/22/2013  
Project No:  
1776.10  
Drawn By:  
Sheet Number

HYE-TC-A3-3019

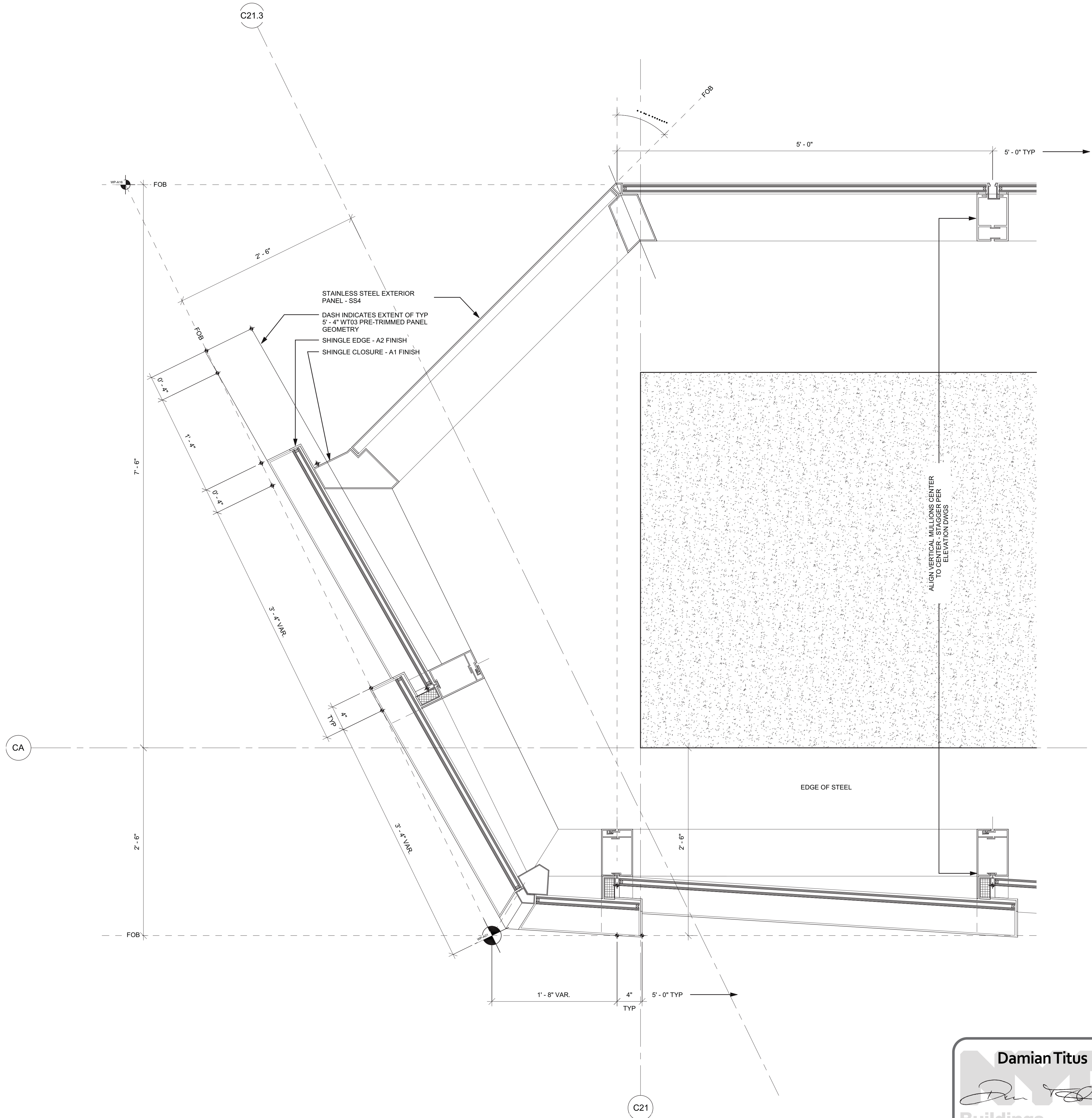
PLAN DETAILS - WT03

Drawing Number:  
A3-3019

Project/Sheet Number:  
A-341.00



Filename: P:\Projects\1776\_VestSite\KensalDrawings\CAD\Sheet\WTC\_A3-3020.dwg Plotted by: Matt Gregory Plot Time: 3/21/2013 4:44 PM



1 PLAN DETAIL - WT03 LEG REVEAL  
SCALE: 1 1/2" = 1'-0"

Damian Titus

Buildings

APPROVED

Under Directive 2 of 1975

Date/Time: Aug 15, 2013 - 10:18 AM

NYC Development Hub

## HUDSON YARDS - TOWER C

Address  
501 WEST 30TH STREET  
NEW YORK, NY



**Client**  
Related Companies  
60 Columbus Circle  
New York, NY 10023  
Tel: 212.801.1000 Fax: 212.801.1048

**Oxford Properties Group**  
320 Park Avenue, 17th Floor  
New York, NY 10022  
Tel: 212.866.7514 Fax: 212.986.7510

**Construction Manager**  
Tishman Construction Corporation  
100 Park Avenue, 5th Floor  
New York, NY 10017  
Tel: 212.708.5600

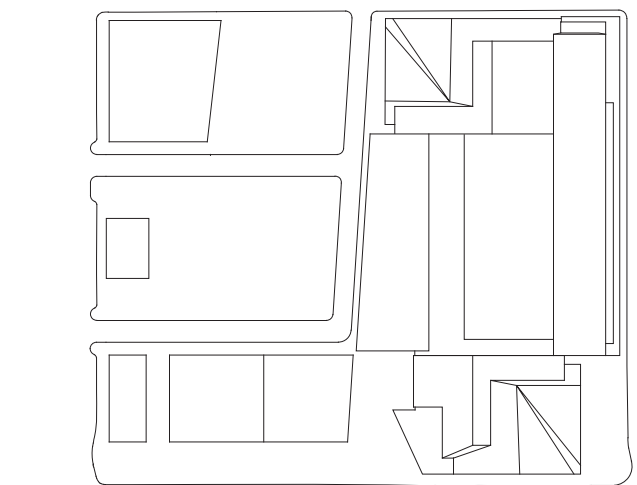
**Architect**  
Kohn Pedersen Fox Associates PC  
Architects & Planning Consultants  
11 West 42nd Street  
New York, NY 10036  
Tel: 212.977.6500 Fax: 212.956.2526

**Structural Engineer**  
Thornton Tomasetti, Inc.  
51 Madison Avenue  
New York, NY 10010  
Tel: 917.661.7800 Fax: 917.661.7801

**Mechanical, Electrical, Plumbing, Fire Protection**  
Jaros Baum & Bolles Consulting Engineers  
80 Pine Street  
New York, NY 10013  
Tel: 212.530.9300 Fax: 212.269.5894

1	D.O.B. BUILDING PERMIT FILING	03/22/2013
Rev	Date	Date

Any Plan



Date: 03/22/2013  
Project No: 1776.10  
Drawn By:  
Sheet Number:  
Drawing Title:

HYE-TC-A3-3020

PLAN DETAILS

Drawing Number:  
A3-3020  
Drawing Number:  
A-342.00





Client  
Related Companies  
60 Columbus Circle  
New York, NY 10023  
Tel: 212.801.1000 Fax: 212.801.1048

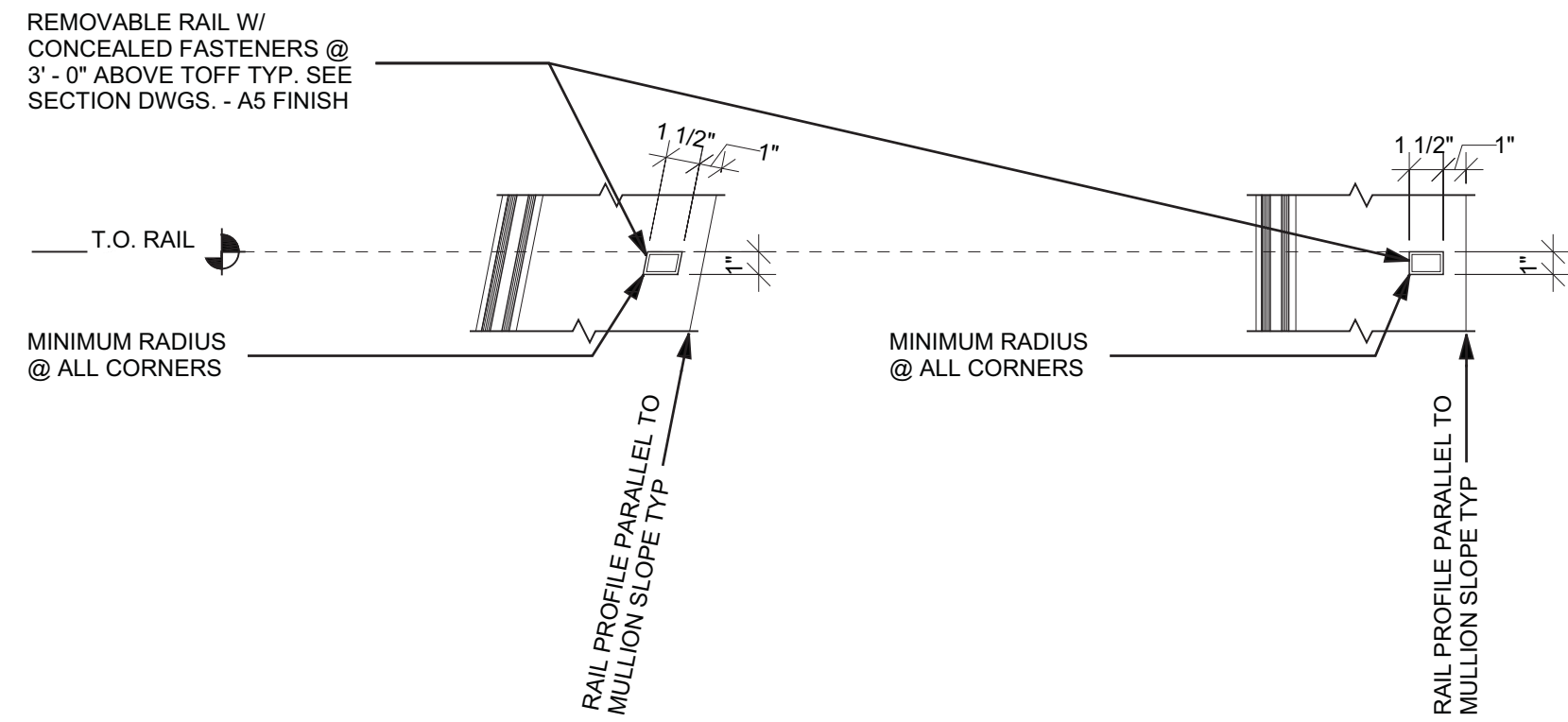
Oxford Properties Group  
320 Park Avenue, 17th Floor  
New York, NY 10022  
Tel: 212.986.7514 Fax: 212.986.7510

Construction Manager  
Tishman Construction Corporation  
100 Park Avenue, 5th Floor  
New York, NY 10017  
Tel: 212.708.5600

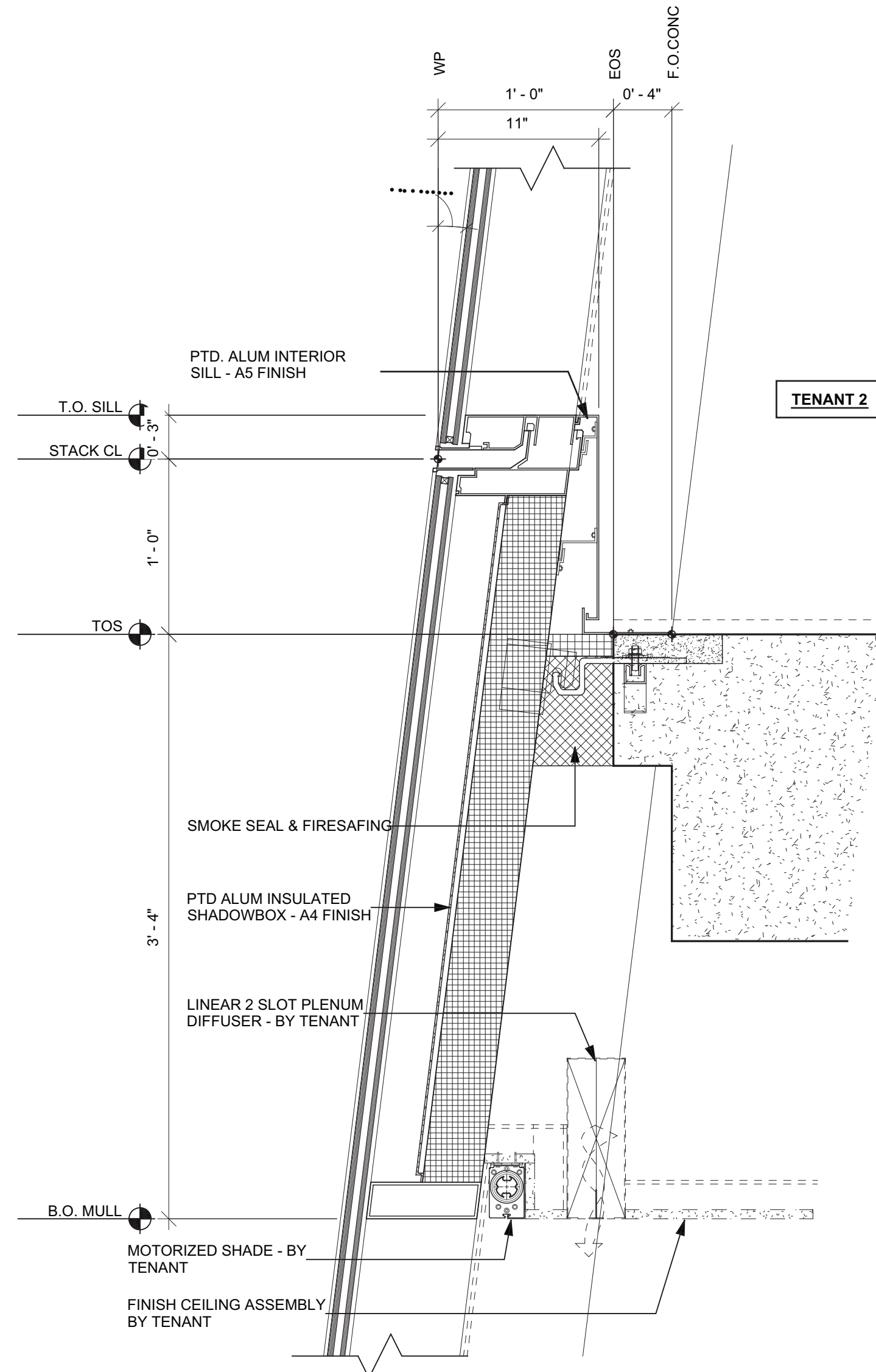
Architect  
Kohn Pedersen Fox Associates PC  
Architects & Planning Consultants  
11 West 42nd Street  
New York, NY 10036  
Tel: 212.977.6500 Fax: 212.956.2526

Structural Engineer  
Thornton Tomasetti, Inc.  
51 Madison Avenue  
New York, NY 10010  
Tel: 917.661.7800 Fax: 917.661.7801

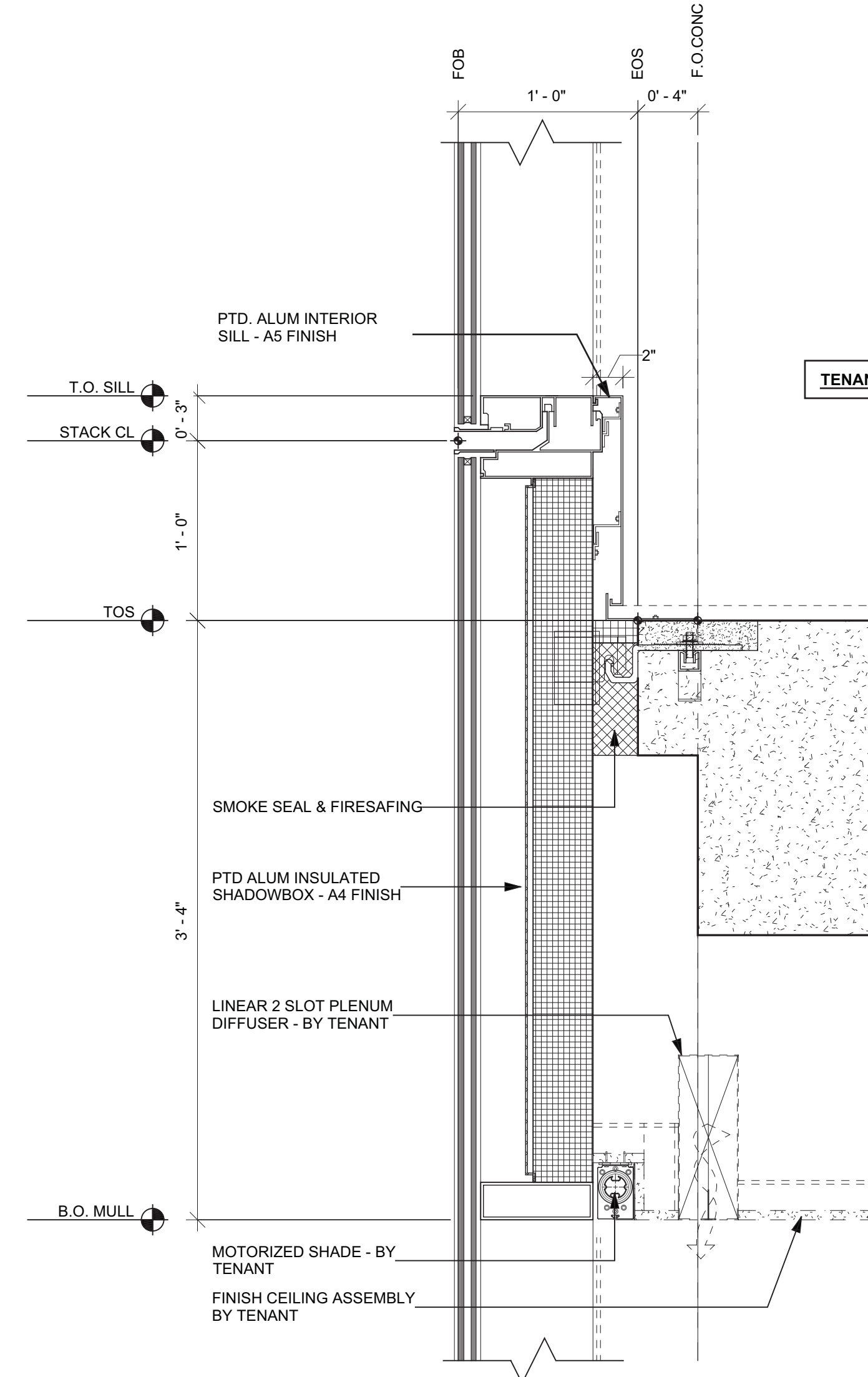
Mechanical, Electrical, Plumbing, Fire Protection  
Jaros Baum & Bolles Consulting Engineers  
80 Pine Street  
New York, NY 10013  
Tel: 212.530.9300 Fax: 212.269.5894



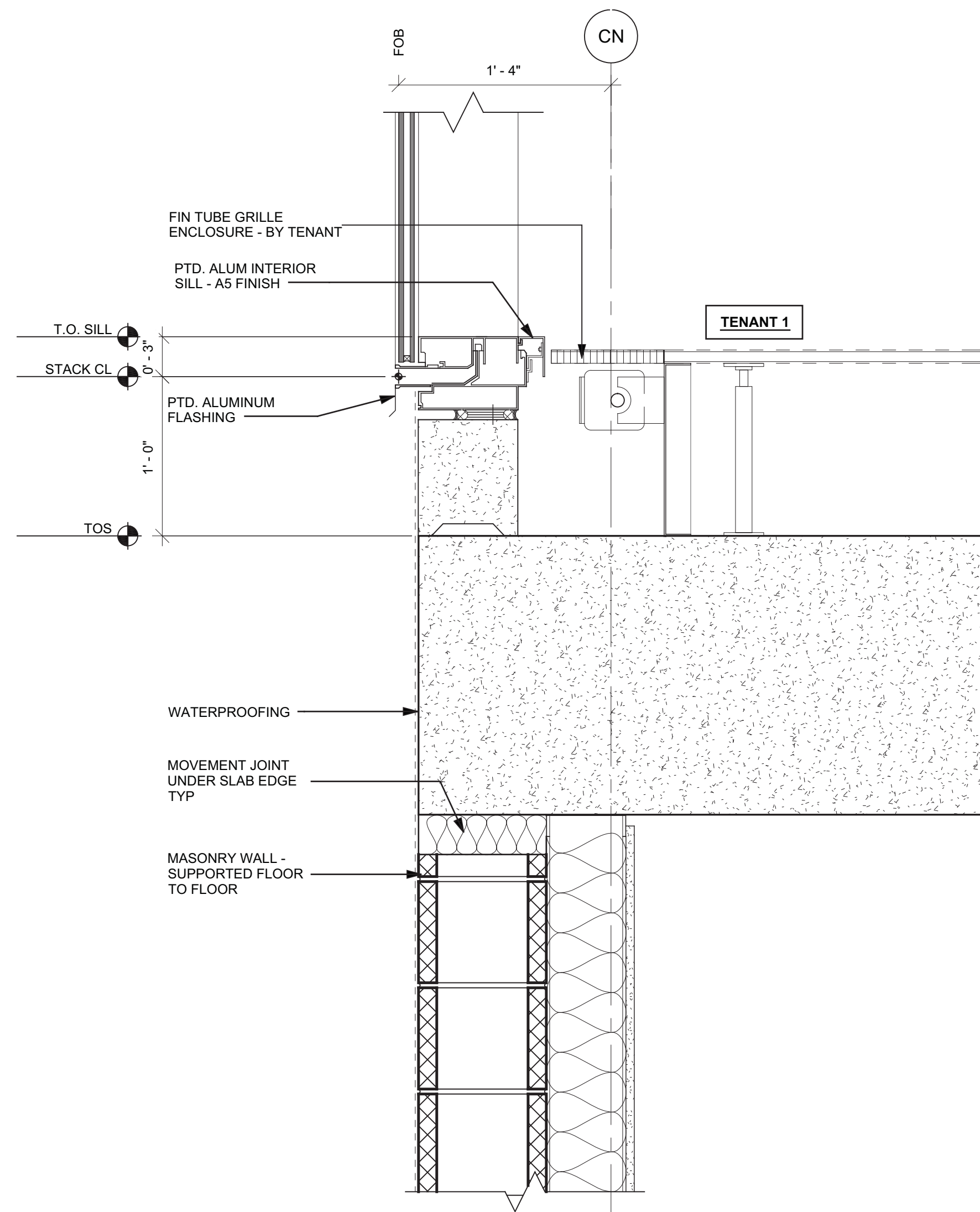
6 SECTION DETAIL @ TYPICAL RAIL  
SCALE: 1 1/2" = 1'-0"



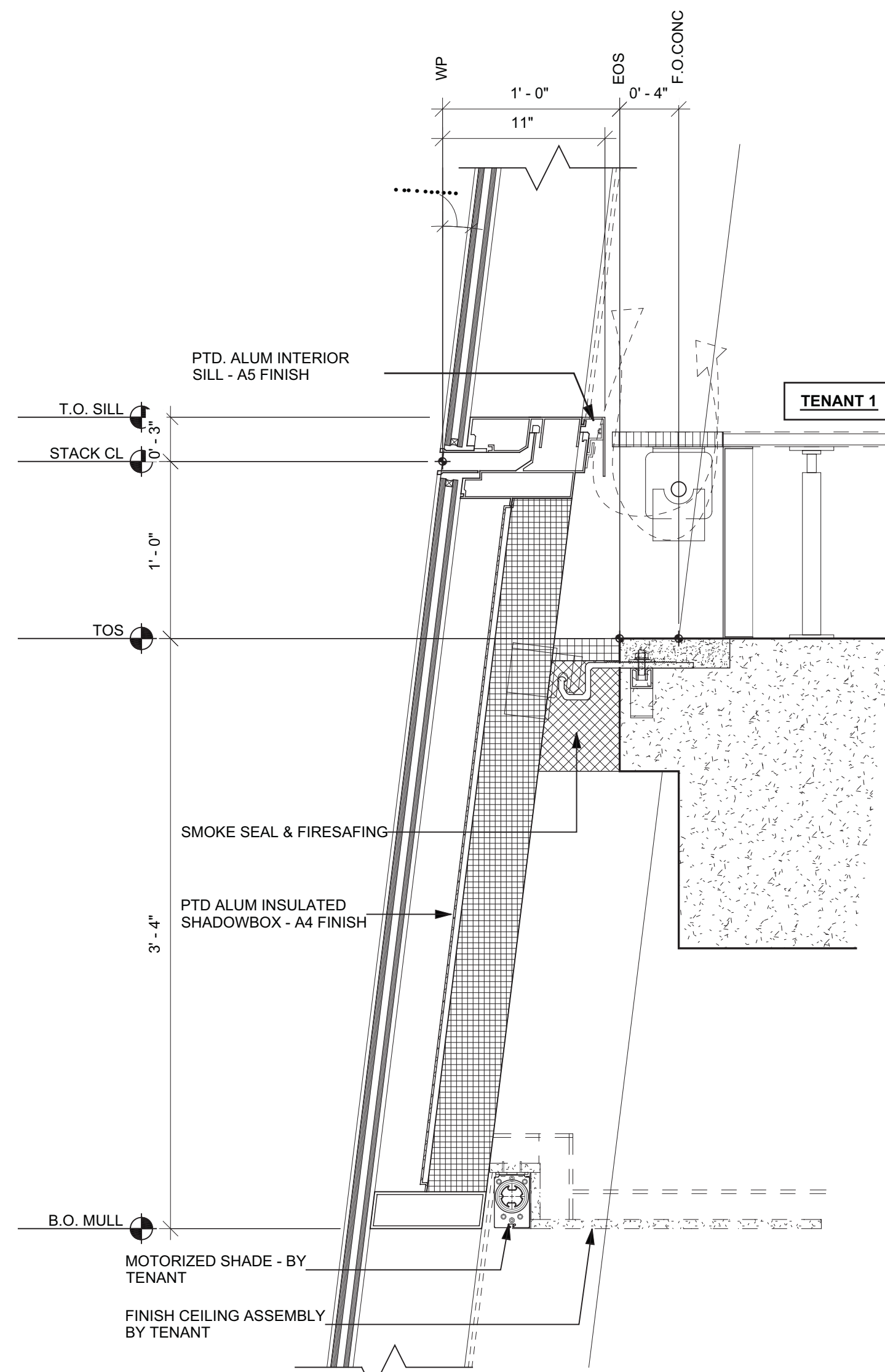
4 SECTION DETAIL - WT01 - TENANT 02  
SCALE: 1 1/2" = 1'-0"



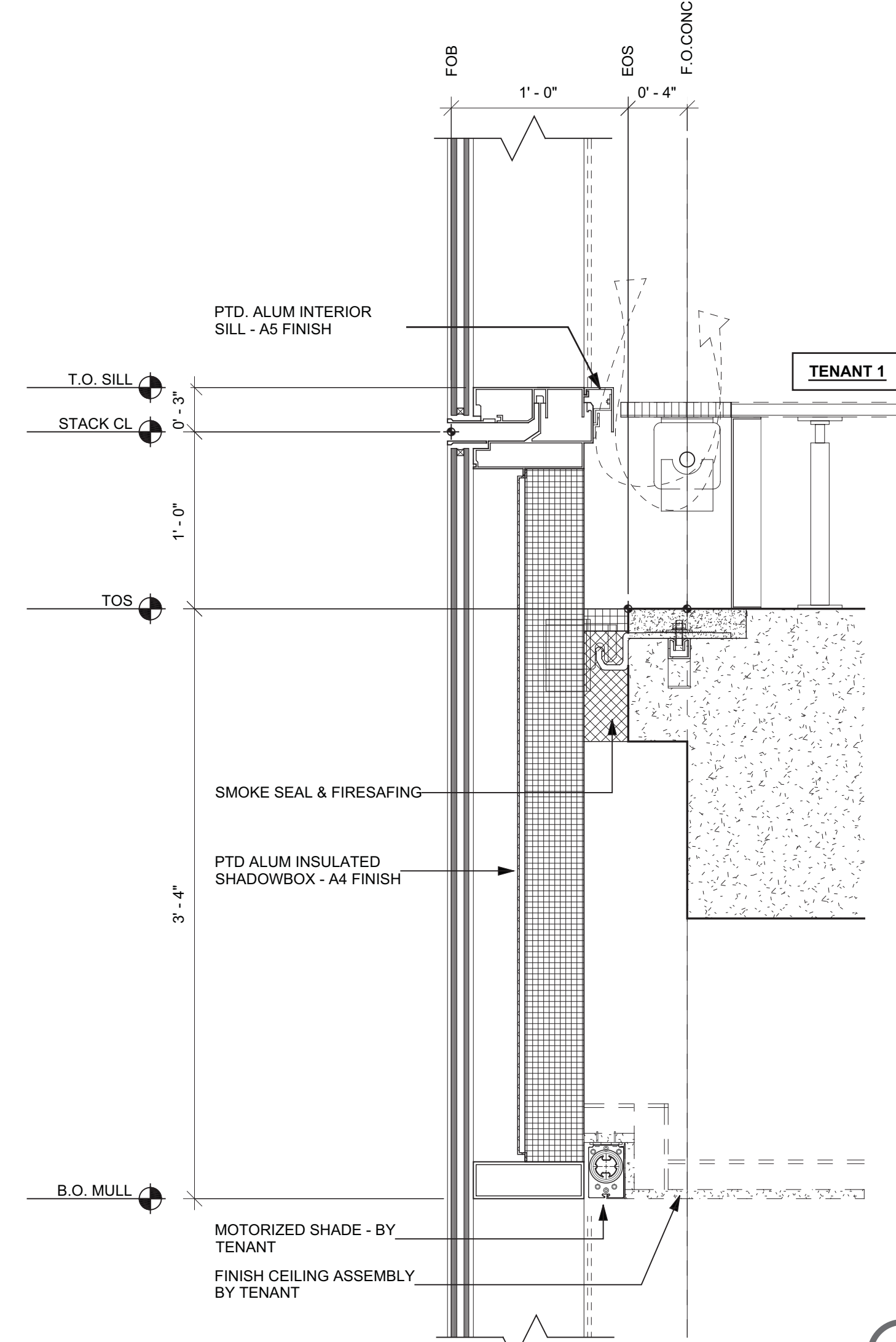
2 SECTION DETAIL - WT01 - TENANT 02  
SCALE: 1 1/2" = 1'-0"



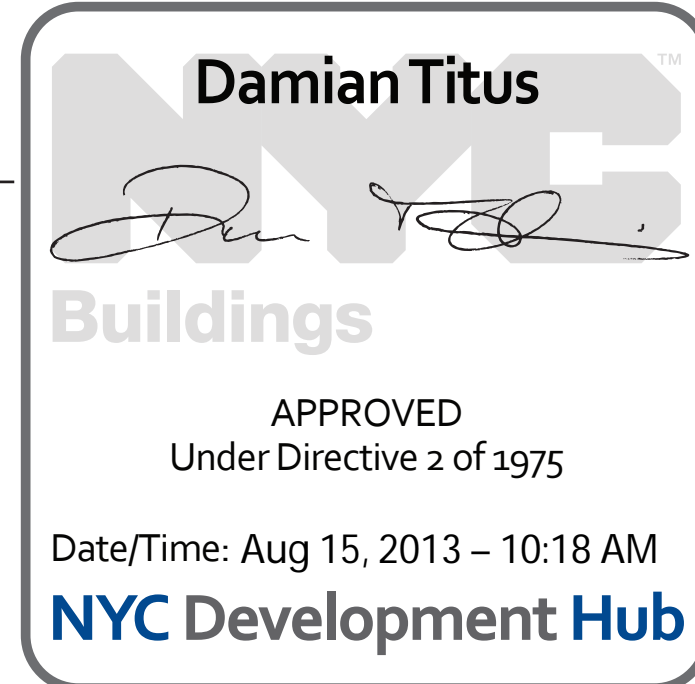
5 SECTION DETAIL - WT01 - NORTH WALL  
SCALE: 1 1/2" = 1'-0"



3 SECTION DETAIL - WT01 - TENANT 01  
SCALE: 1 1/2" = 1'-0"


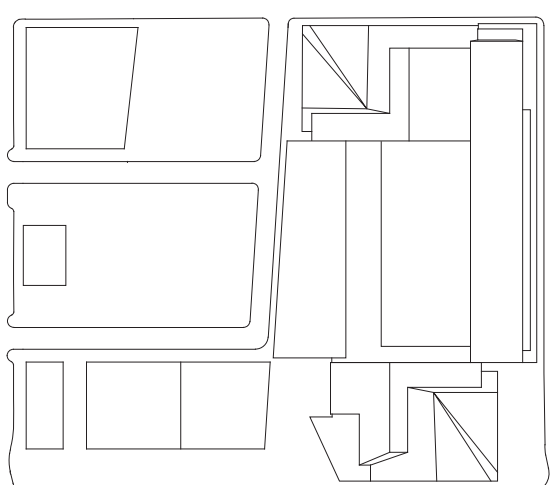


1 SECTION DETAIL - WT01 - TENANT 01  
SCALE: 1 1/2" = 1'-0"



1	D.O.B. BUILDING PERMIT FILING	03/22/2013
Rev	Issue	Date

Key Plan



TYPICAL SILL DETAILS  
- WT01

Drawing Number  
A3-5010  
A3-5010 Drawing Number  
A-343.00



HUDSON YARDS -  
TOWER C

Address  
501 WEST 30TH STREET  
NEW YORK, NY



Client  
Related Companies  
60 Columbus Circle  
New York, NY 10023  
Tel: 212.801.1000 Fax: 212.801.1048


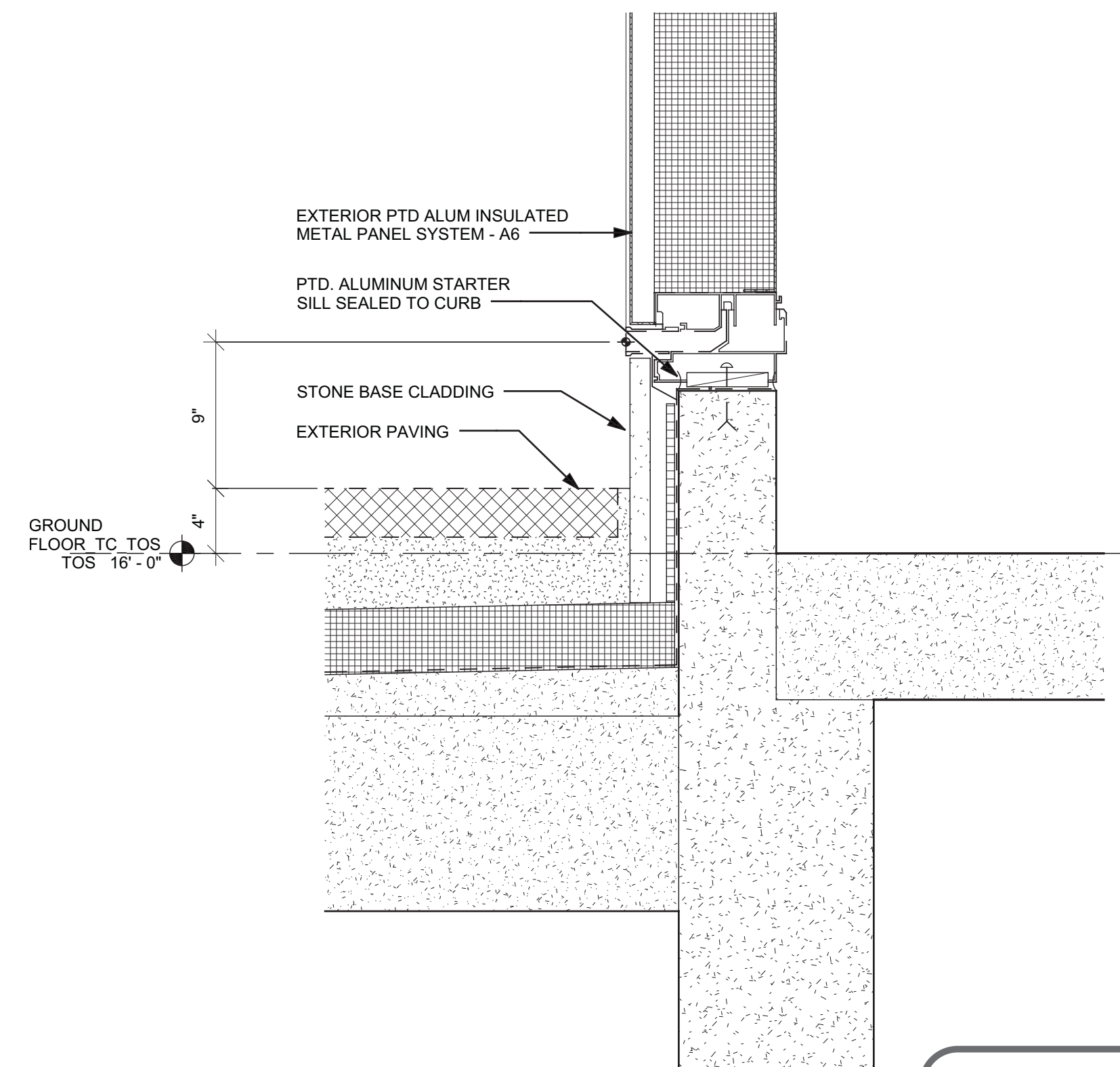
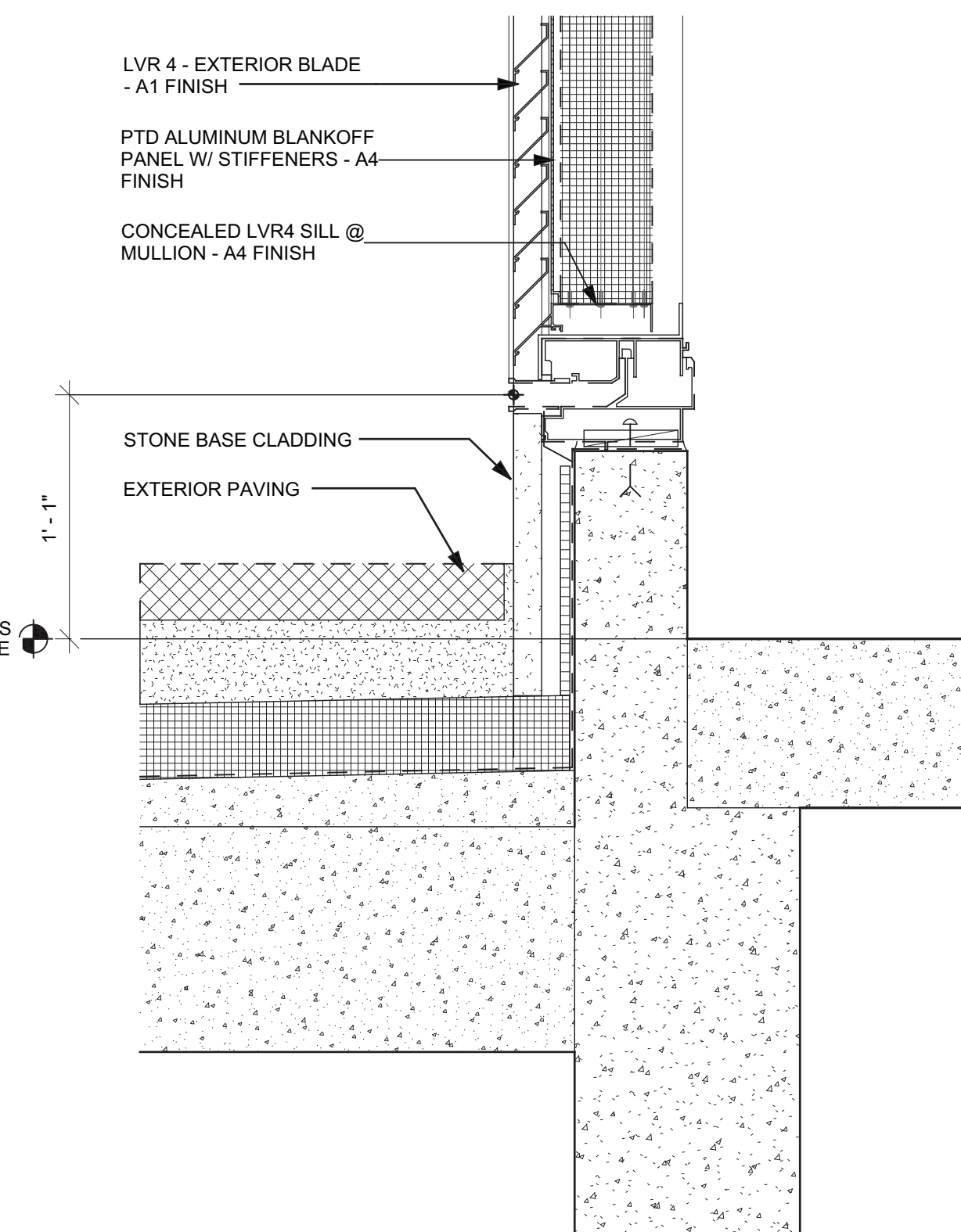
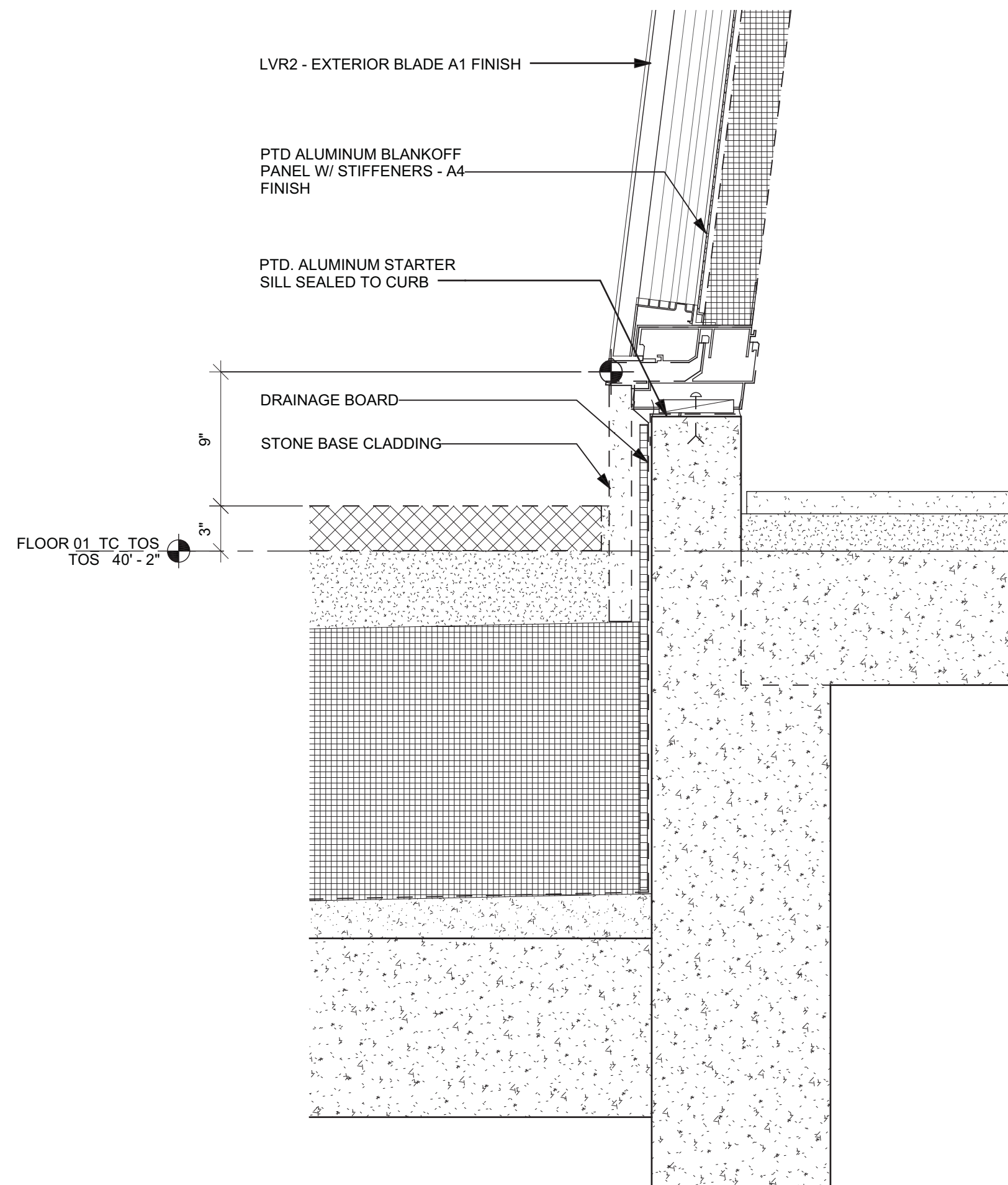
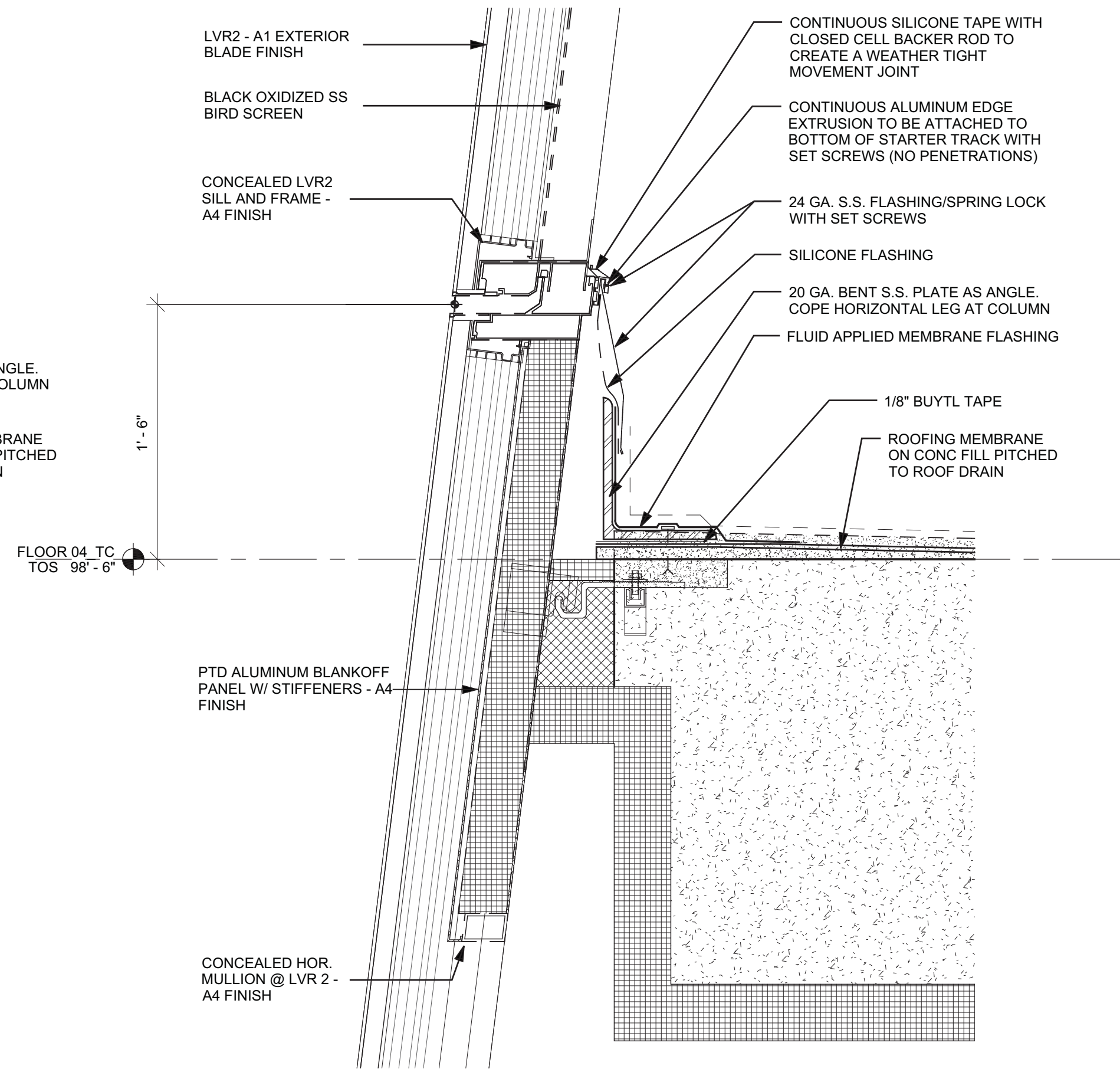
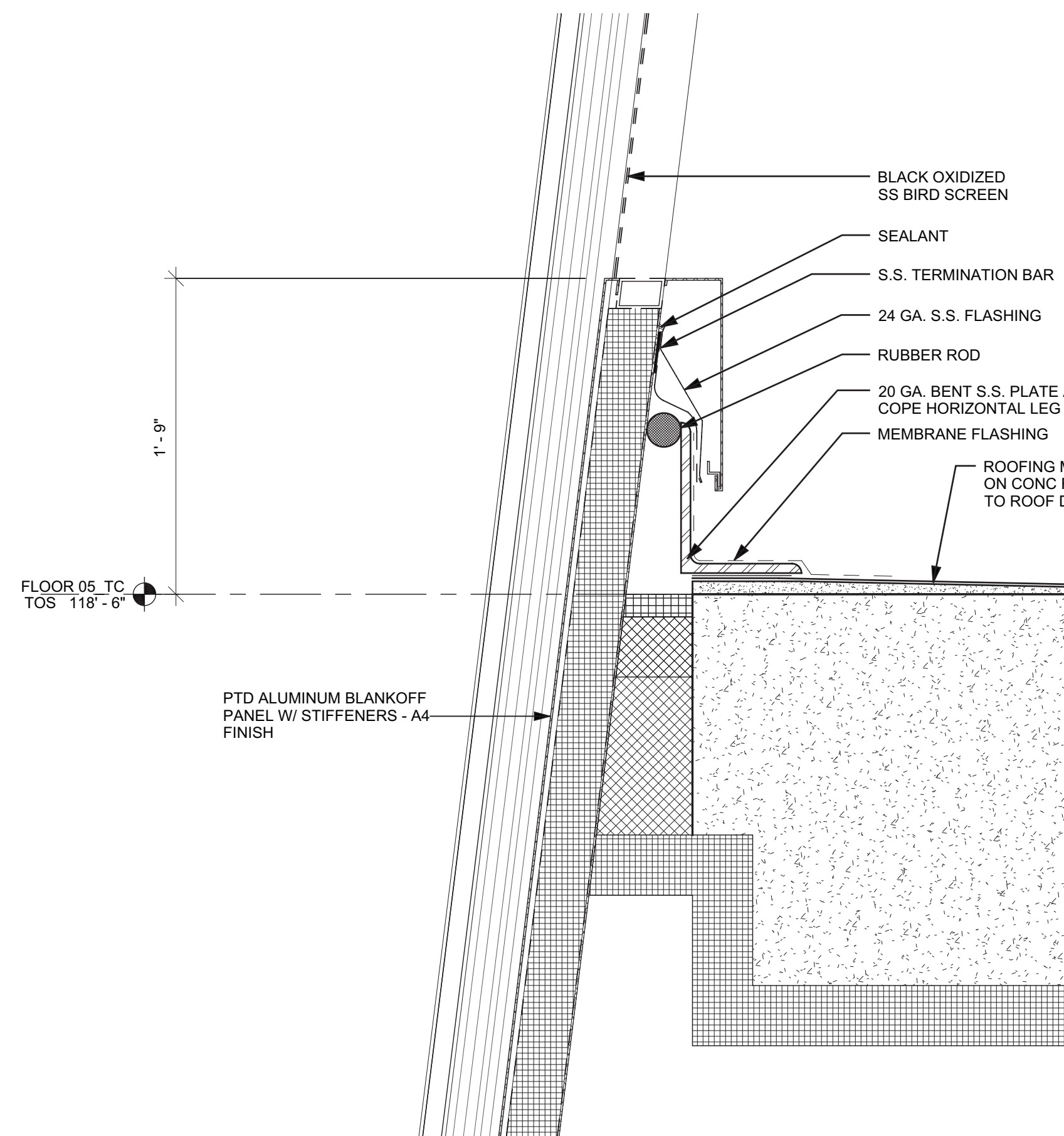
Oxford Properties Group  
320 Park Avenue, 17th Floor  
New York, NY 10022  
Tel: 212.986.7514 Fax: 212.986.7510

Construction Manager  
Tishman Construction Corporation  
100 Park Avenue, 5th Floor  
New York, NY 10017  
Tel: 212.708.5600

Architect  
Kohn Pedersen Fox Associates PC  
Architects & Planning Consultants  
11 West 42nd Street  
New York, NY 10036  
Tel: 212.977.6500 Fax: 212.956.2526

Structural Engineer  
Thornton Tomasetti, Inc.  
51 Madison Avenue  
New York, NY 10010  
Tel: 917.661.7800 Fax: 917.661.7801

Mechanical, Electrical, Plumbing, Fire Protection  
Jaros Baum & Bolles Consulting Engineers  
80 Pine Street  
New York, NY 10013  
Tel: 212.530.9300 Fax: 212.269.5894



HYE-TC-A3-5011

SECTION DETAILS

Project Number  
A3-5011

Project Title  
NYC Development Hub

Sheet Number  
A-344.00

SHEET 145 OF 239

© 2013 KOHN PEDERSEN FOX ASSOCIATES PC. All rights reserved.







HUDSON YARDS -  
TOWER C

Address  
501 WEST 30TH STREET  
NEW YORK, NY



Client  
Related Companies  
60 Columbus Circle  
New York, NY 10023  
Tel: 212.801.1000 Fax: 212.801.1048

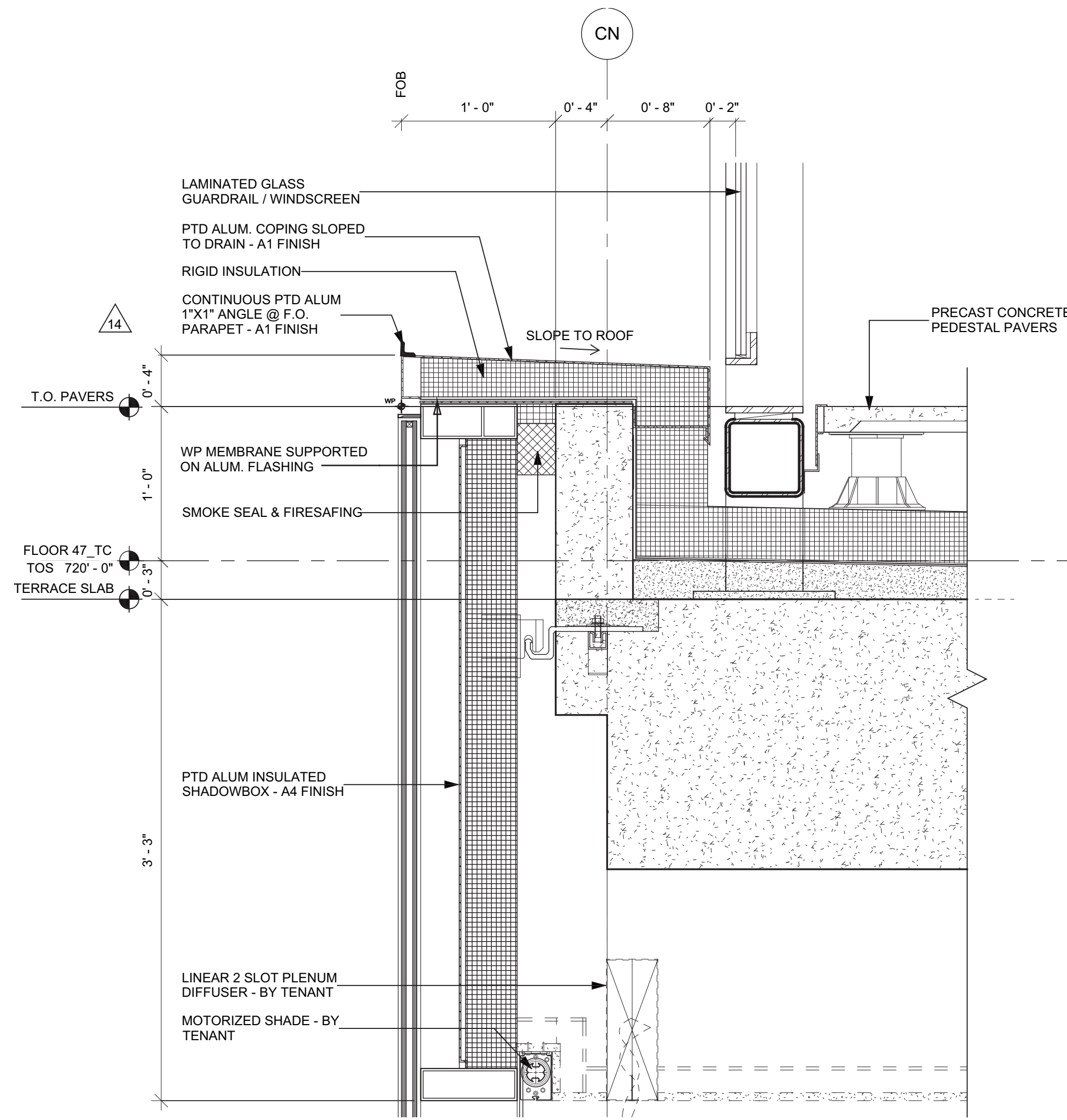
Oxford Properties Group  
320 Park Avenue, 17th Floor  
New York, NY 10022  
Tel: 212.866.7514 Fax: 212.986.7510

Construction Manager  
Tishman Construction Corporation  
100 Park Avenue, 5th Floor  
New York, NY 10017  
Tel: 212.708.5600

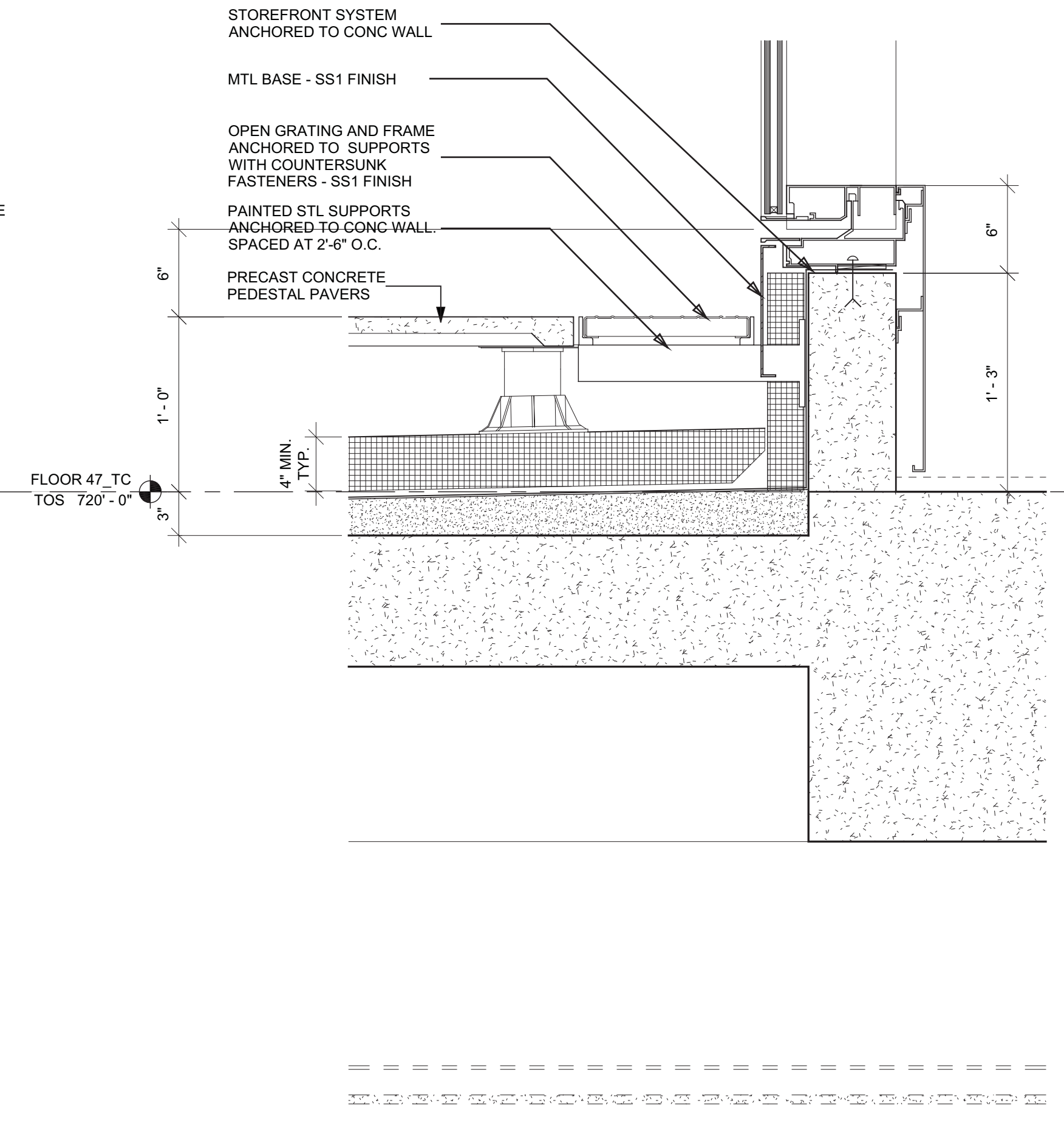
Architect  
Kohn Pedersen Fox Associates PC  
Architects & Planning Consultants  
11 West 42nd Street  
New York, NY 10036  
Tel: 212.977.6500 Fax: 212.956.2526

Structural Engineer  
Thornton Tomasetti, Inc.  
51 Madison Avenue  
New York, NY 10010  
Tel: 917.661.7800 Fax: 917.661.7801

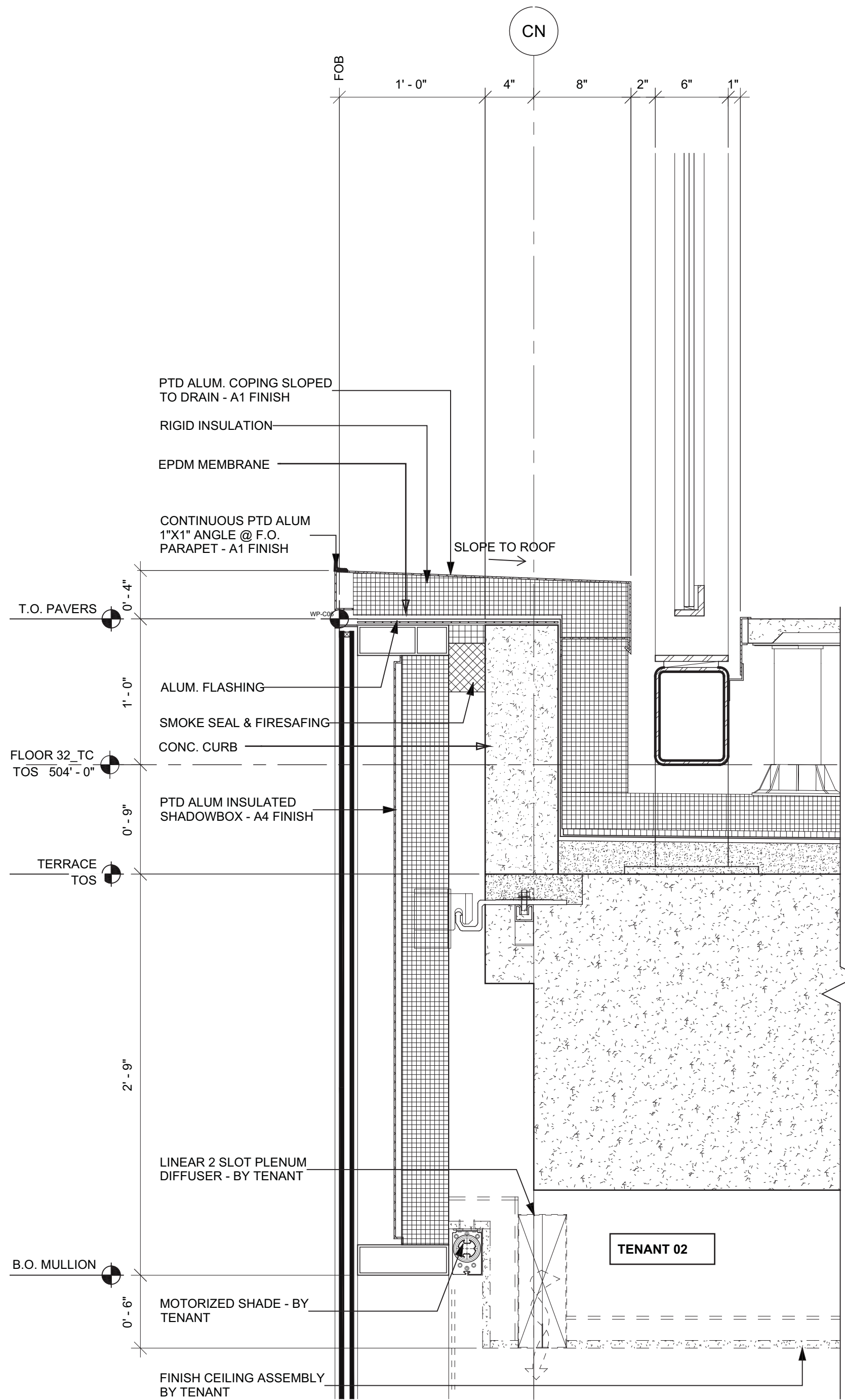
Mechanical, Electrical, Plumbing, Fire Protection  
Jaros Baum & Bolles Consulting Engineers  
80 Pine Street  
New York, NY 10013  
Tel: 212.530.9300 Fax: 212.269.5894



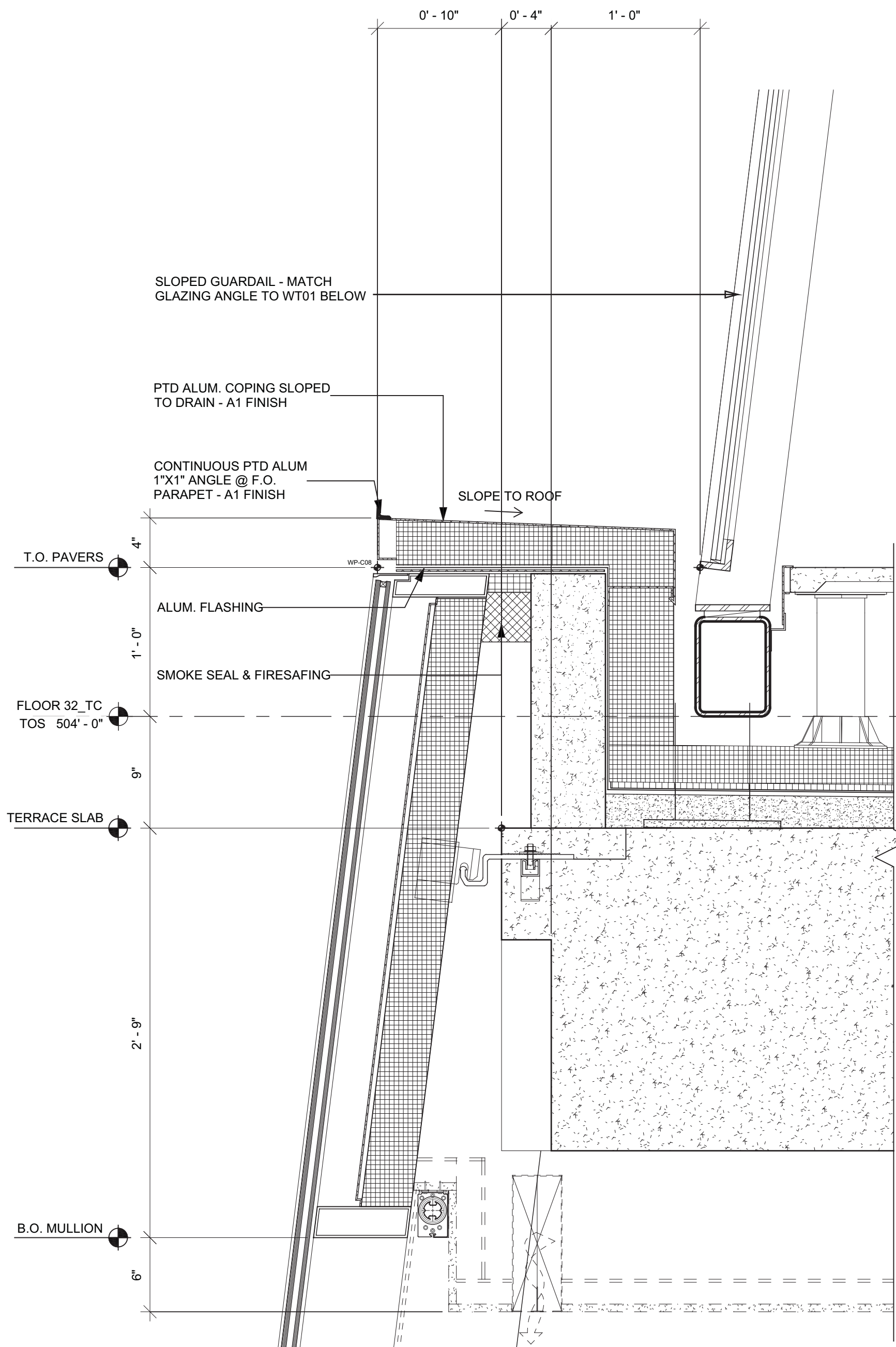
SECTION DETAIL AT WT01 PARAPET  
SCALE: 1 1/2" = 1'-0"



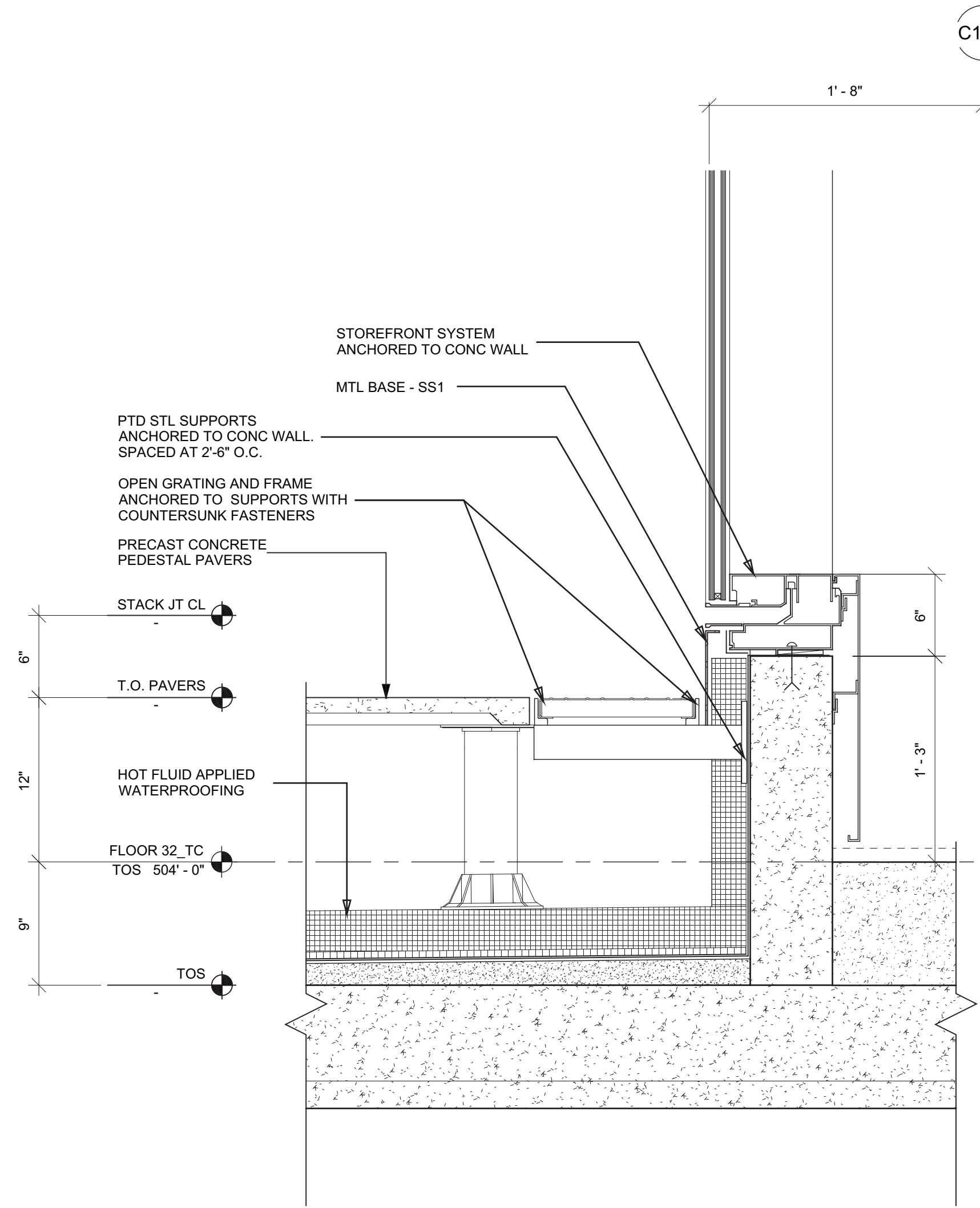
SECTION DETAIL - LEVEL 47 TERRACE  
SCALE: 1 1/2" = 1'-0"



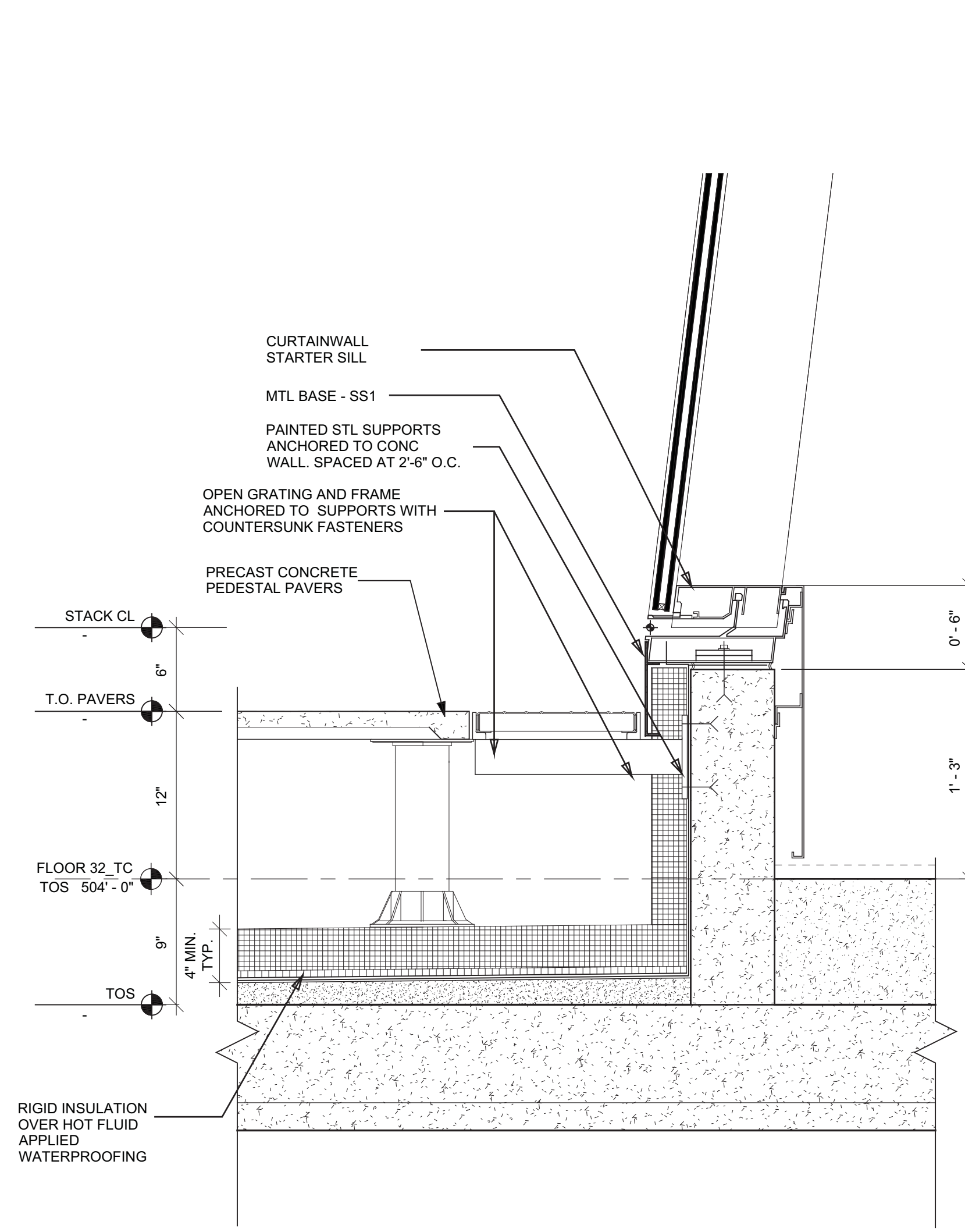
SECTION DETAIL AT WT01 PARAPET  
SCALE: 1 1/2" = 1'-0"



SECTION DETAIL AT WT01 PARAPET  
SCALE: 1 1/2" = 1'-0"



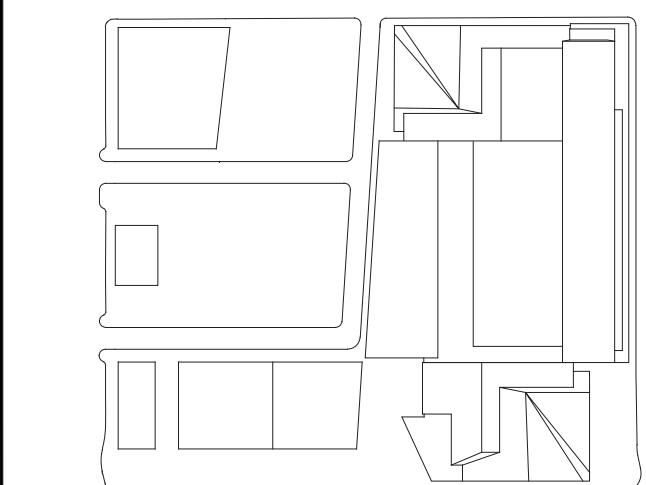
SECTION DETAIL AT STOREFRONT SILL  
SCALE: 1 1/2" = 1'-0"



SECTION DETAIL - WT01 SILL  
SCALE: 1 1/2" = 1'-0"

1 D.O.B. BUILDING PERMIT FILING 03/22/2013

Key Plan



Date:

03/22/2013

Project No:

1776.10

Drawn By:

Sheet Number

HYE-TC-A3-5013

Drawing Title

SECTION DETAILS

Drawing Number

A3-5013

Project Name

A-346.00

Page 1 of 239

© 2013 KOHN PEDERSEN FOX ASSOCIATES PC. All rights reserved.





Client  
Related Companies  
60 Columbus Circle  
New York, NY 10023  
Tel: 212.801.1000 Fax: 212.801.1048

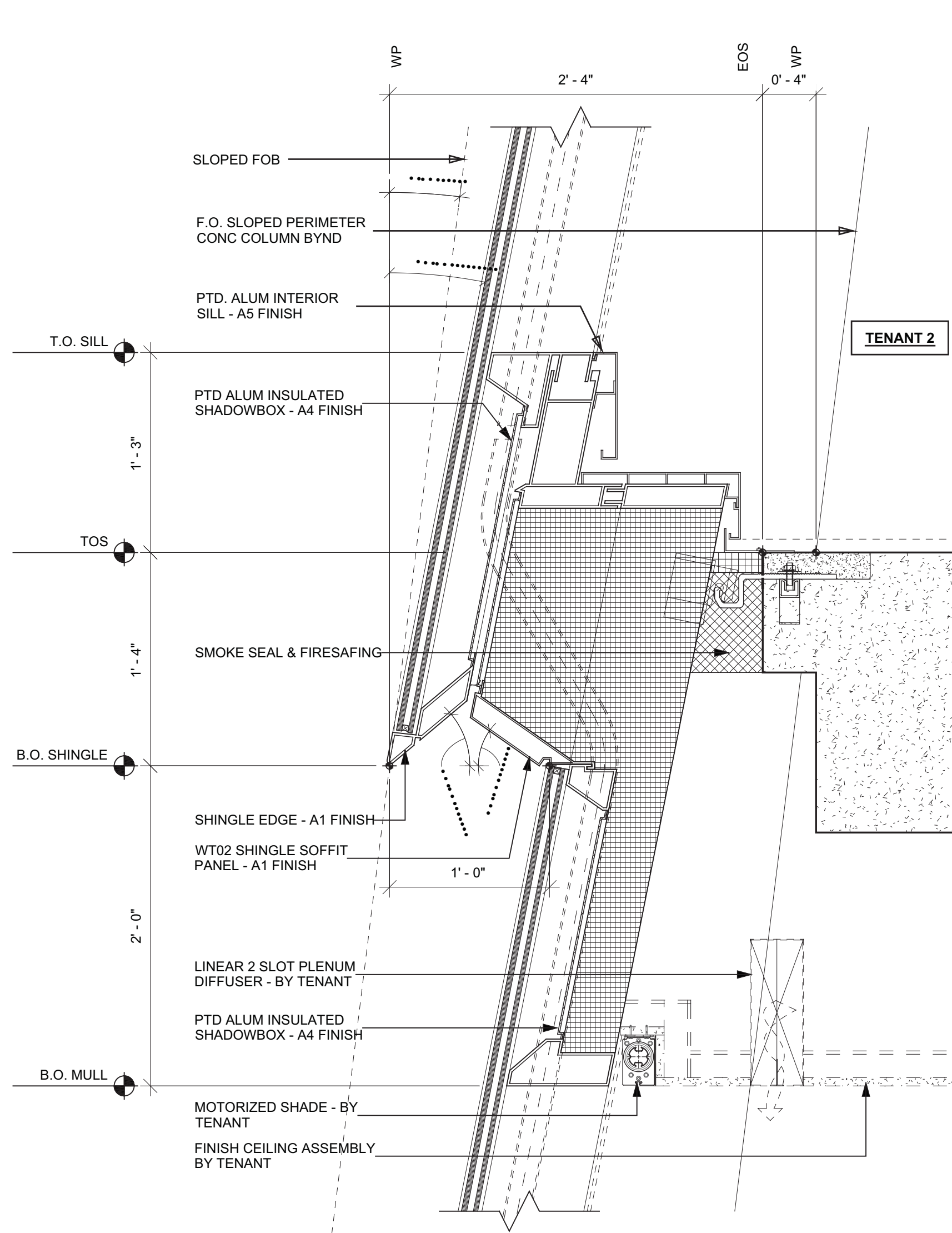
Oxford Properties Group  
320 Park Avenue, 17th Floor  
New York, NY 10022  
Tel: 212.866.7514 Fax: 212.986.7510

Construction Manager  
Tishman Construction Corporation  
100 Park Avenue, 5th Floor  
New York, NY 10017  
Tel: 212.708.5000

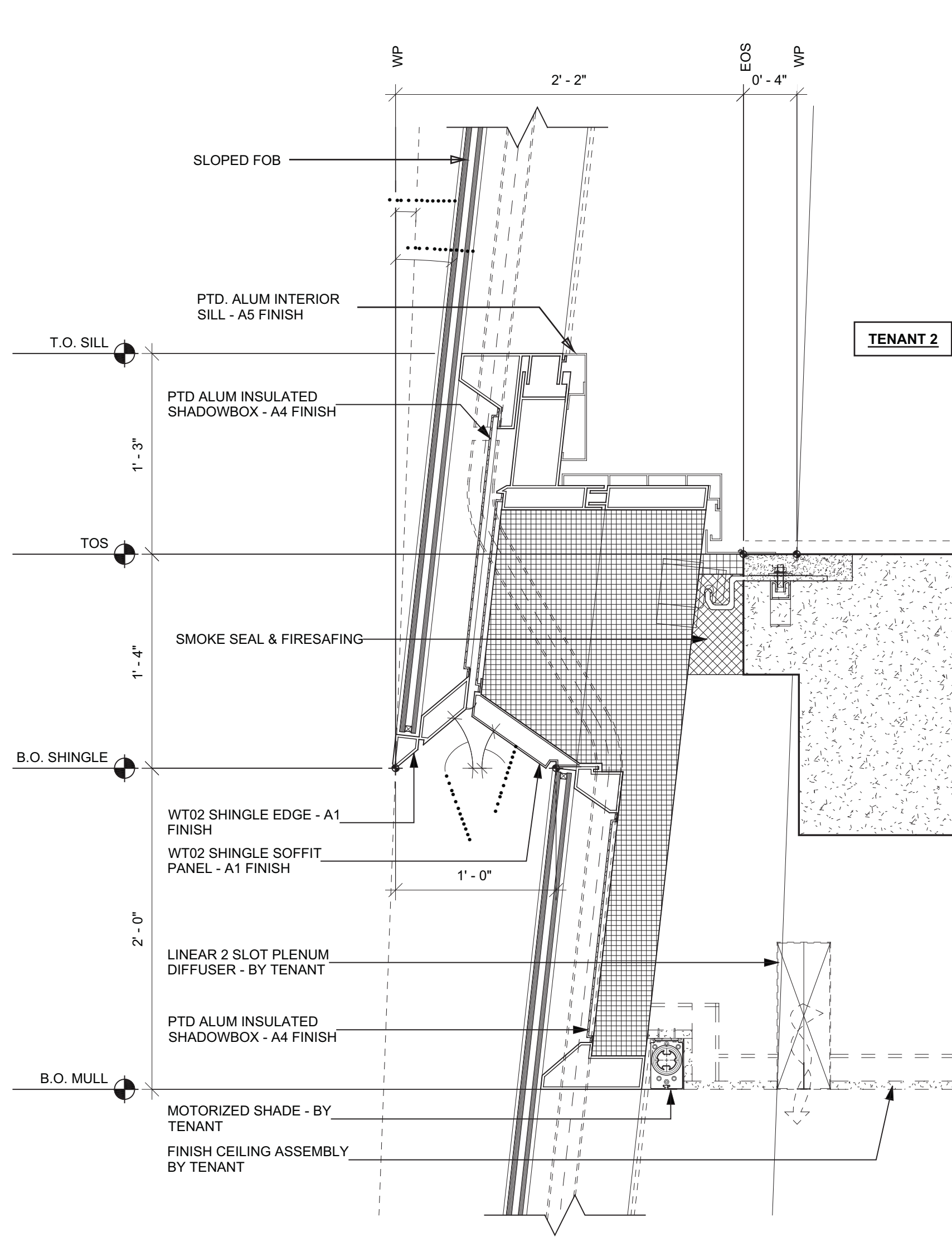
Architect  
Kohn Pedersen Fox Associates PC  
Architects & Planning Consultants  
11 West 42nd Street  
New York, NY 10036  
Tel: 212.977.6500 Fax: 917.661.7801

Structural Engineer  
Thornton Tomasetti, Inc.  
51 Madison Avenue  
New York, NY 10010  
Tel: 917.661.7800 Fax: 917.661.7801

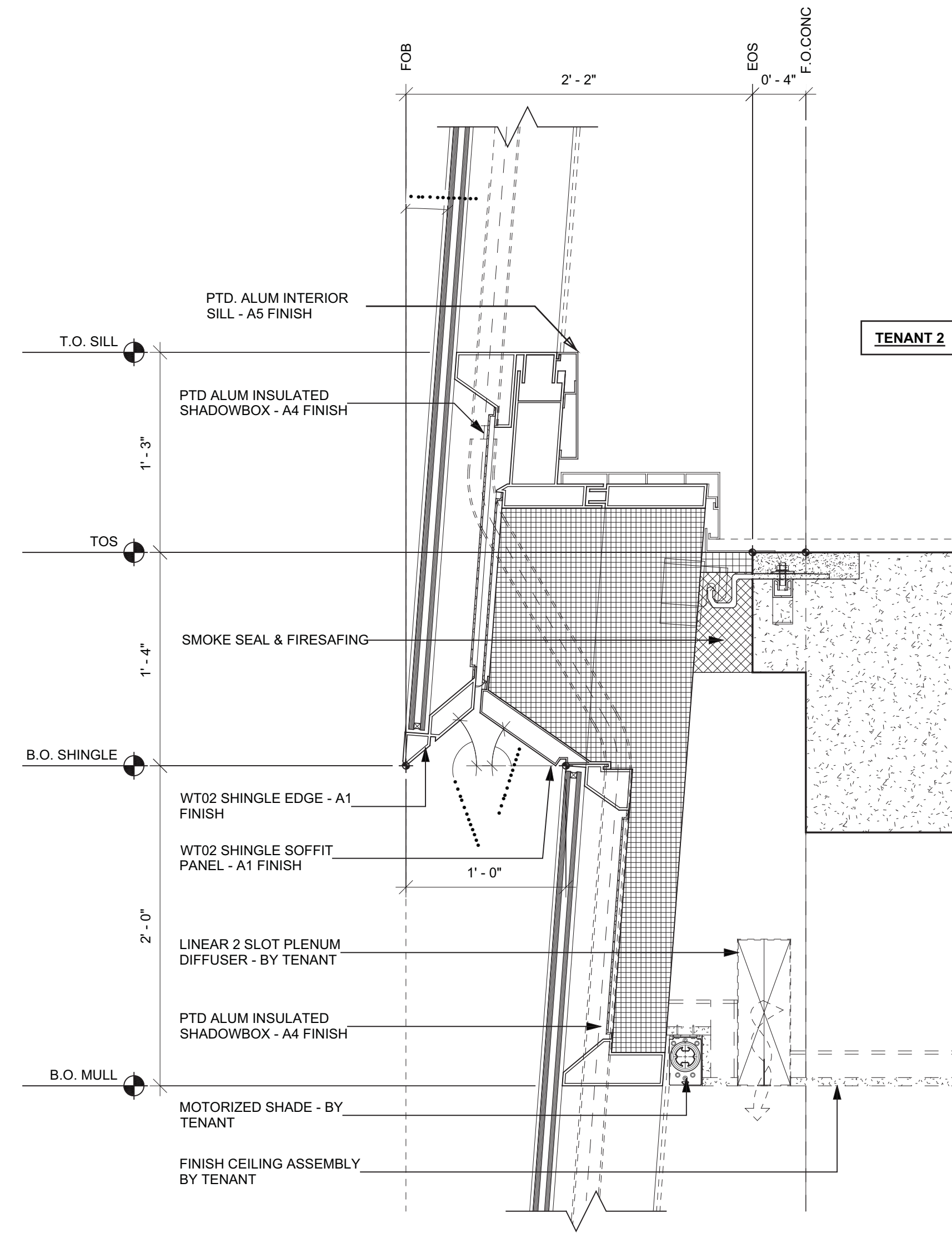
Mechanical, Electrical, Plumbing, Fire Protection  
Jaros Baum & Bolles Consulting Engineers  
80 Pine Street  
New York, NY 10013  
Tel: 212.530.9300 Fax: 212.269.5894



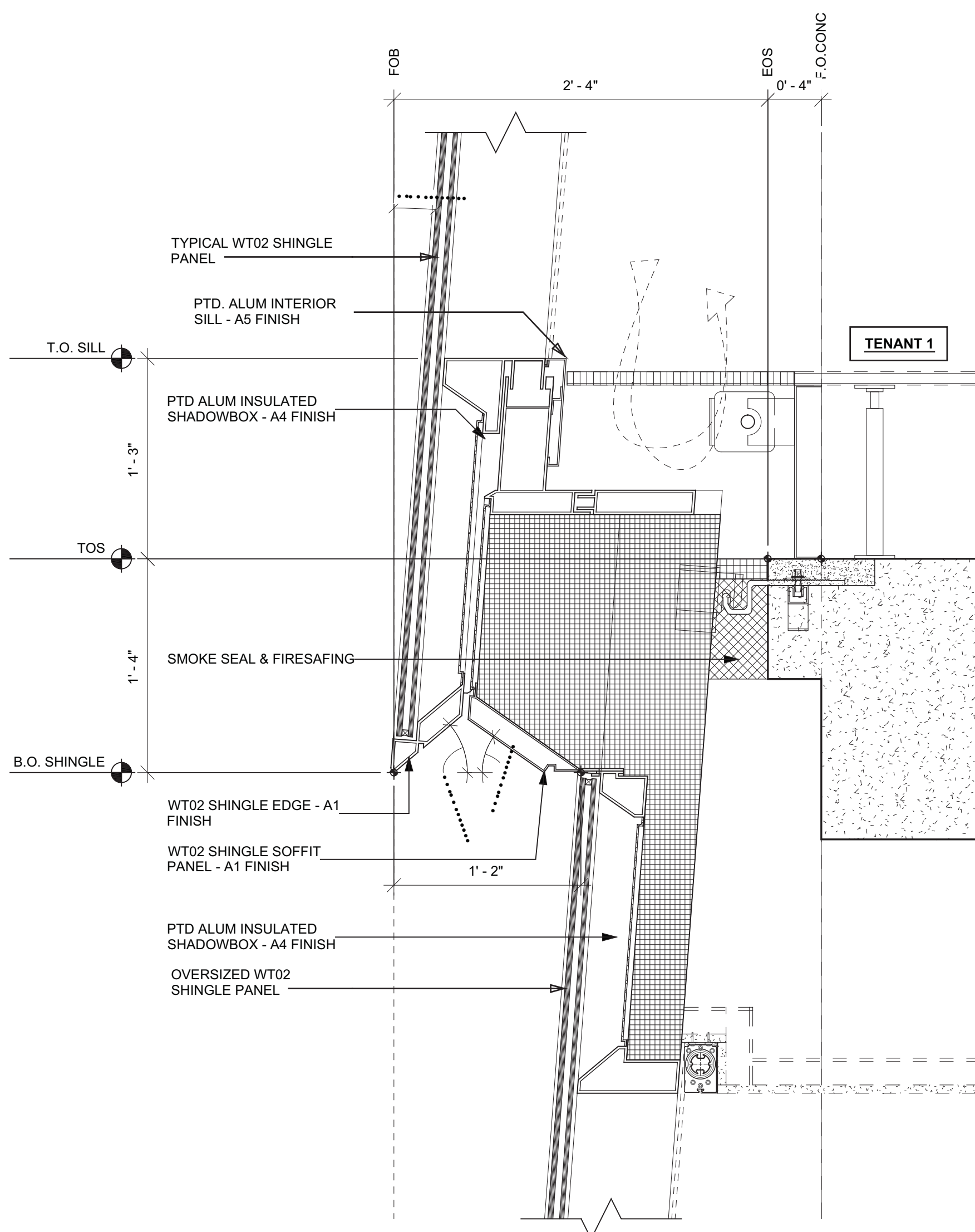
6 SECTION DETAIL - WT02 - TENANT 02  
SCALE: 1 1/2" = 1'-0"



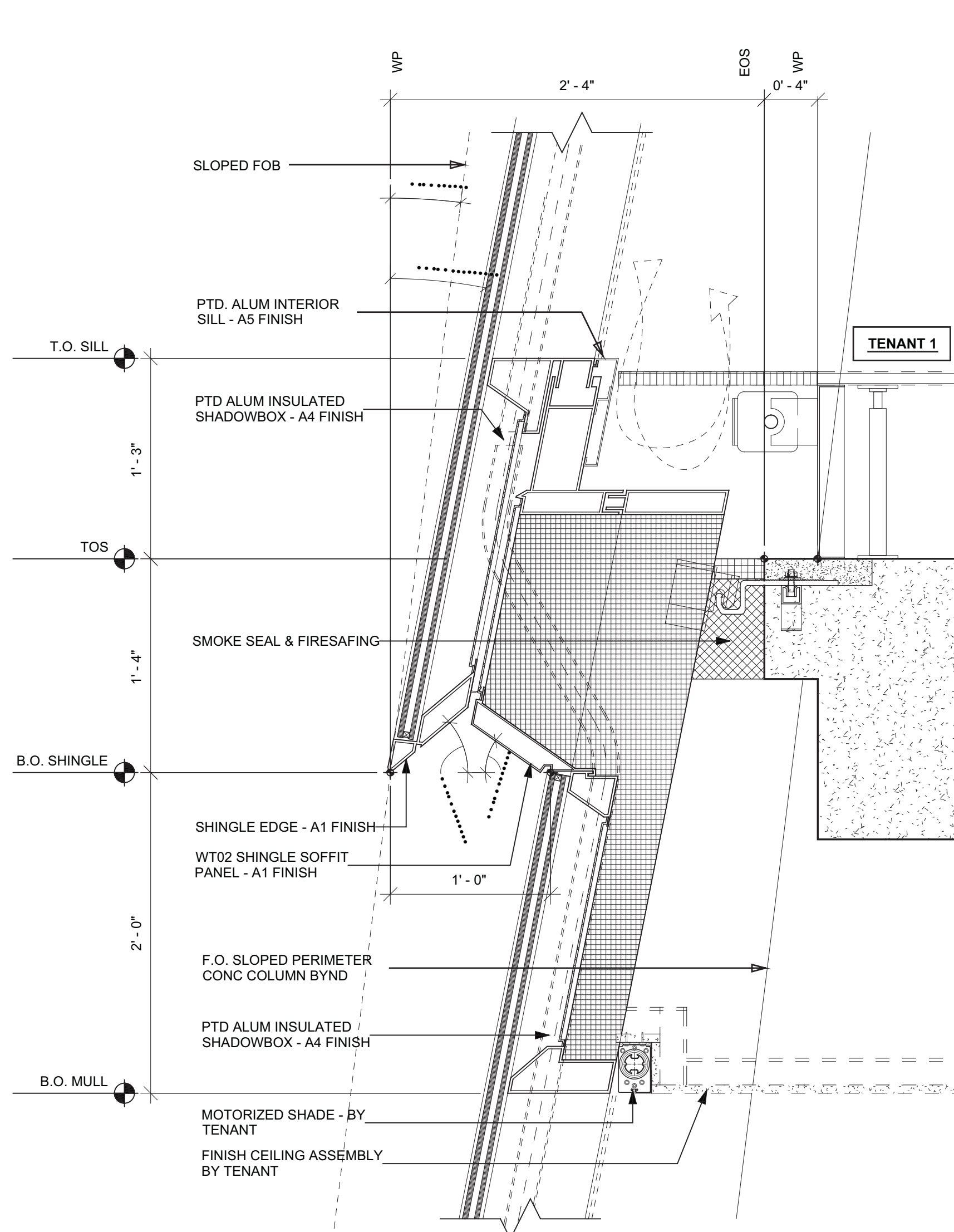
4 SECTION DETAIL - WT02 - TENANT 02  
SCALE: 1 1/2" = 1'-0"



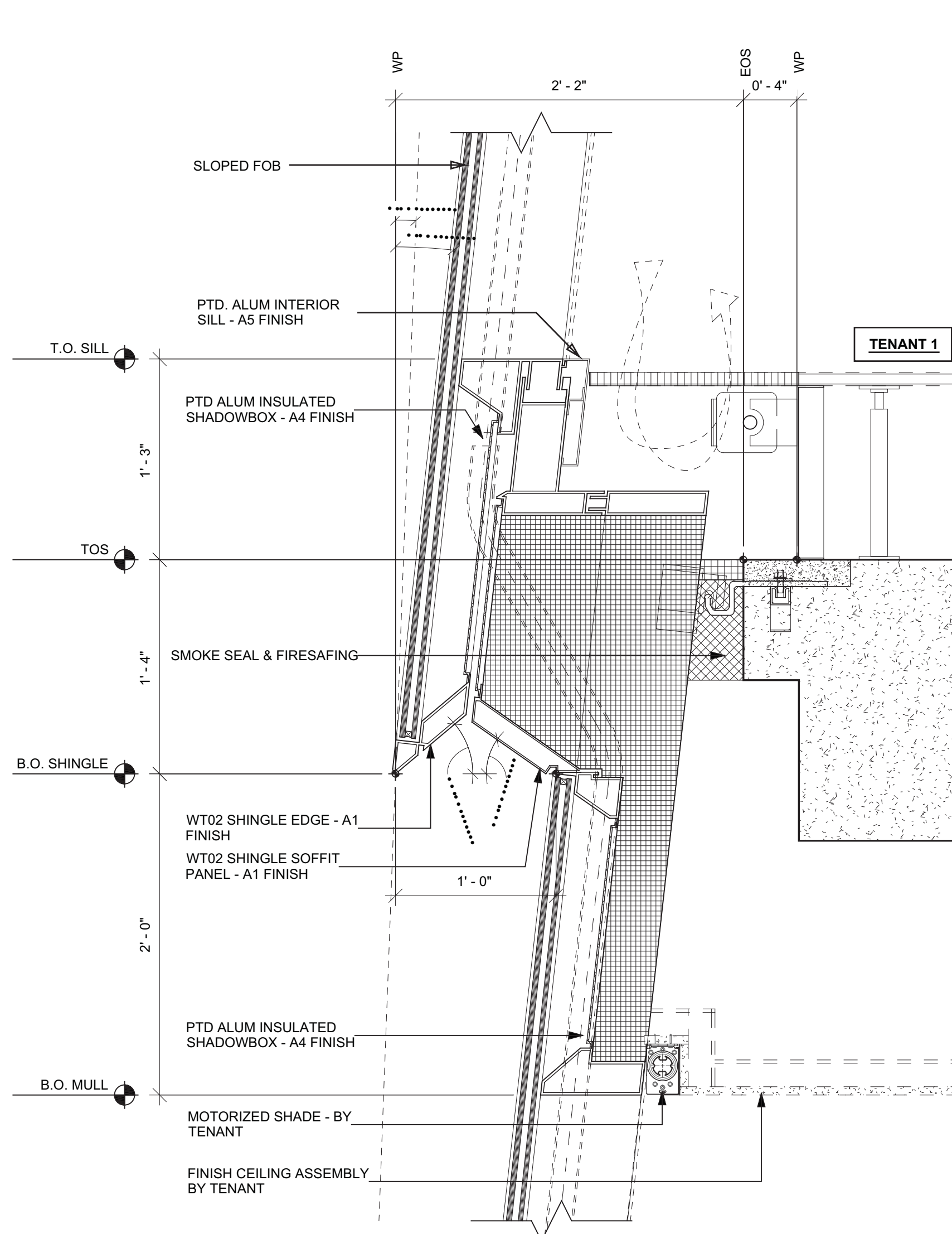
2 SECTION DETAIL - WT02 - TENANT 02  
SCALE: 1 1/2" = 1'-0"



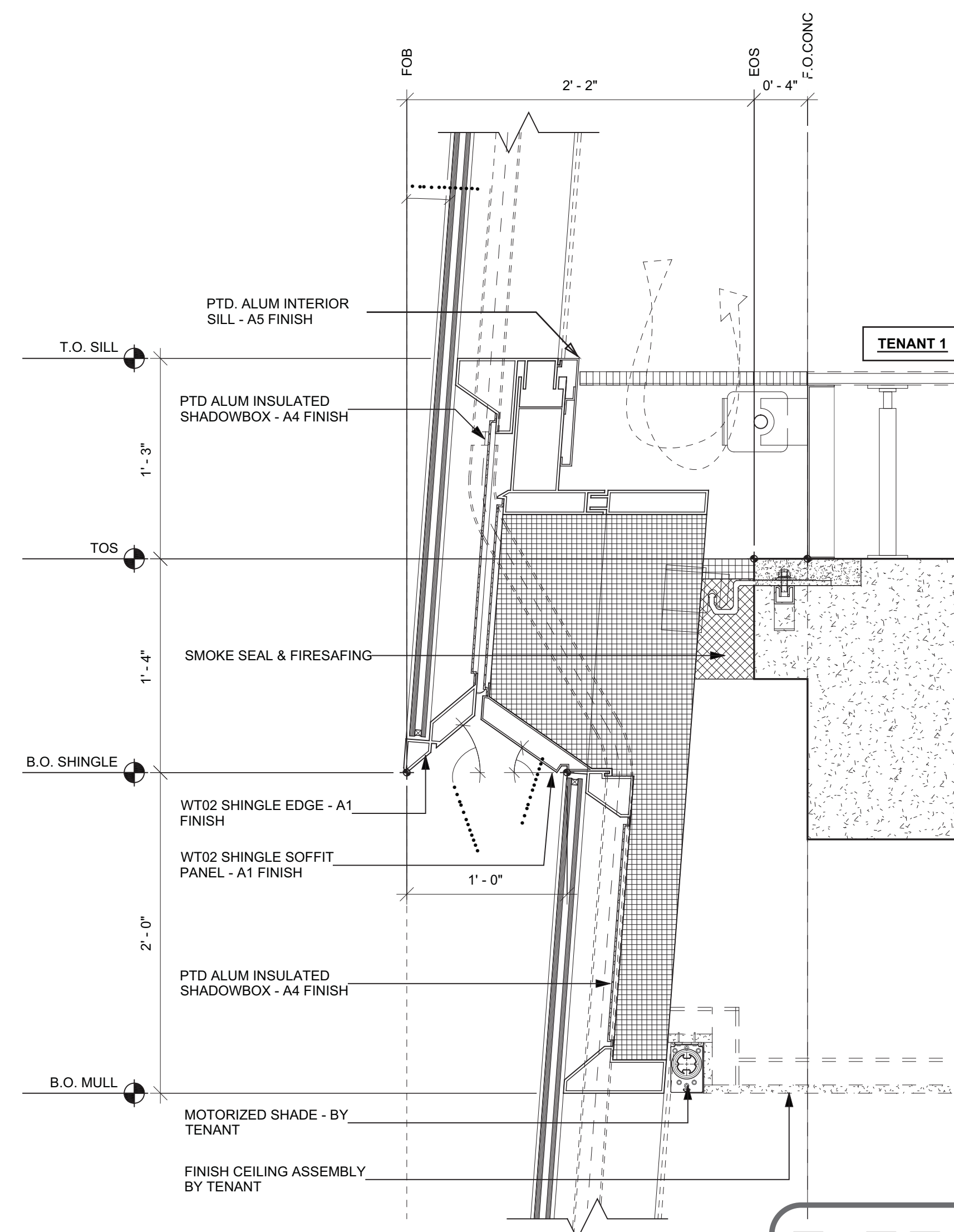
7 SECTION DETAIL - WT02 - TENANT 01  
SCALE: 1 1/2" = 1'-0"



5 SECTION DETAIL - WT02 - TENANT 01  
SCALE: 1 1/2" = 1'-0"



3 SECTION DETAIL - WT02 - TENANT 01  
SCALE: 1 1/2" = 1'-0"


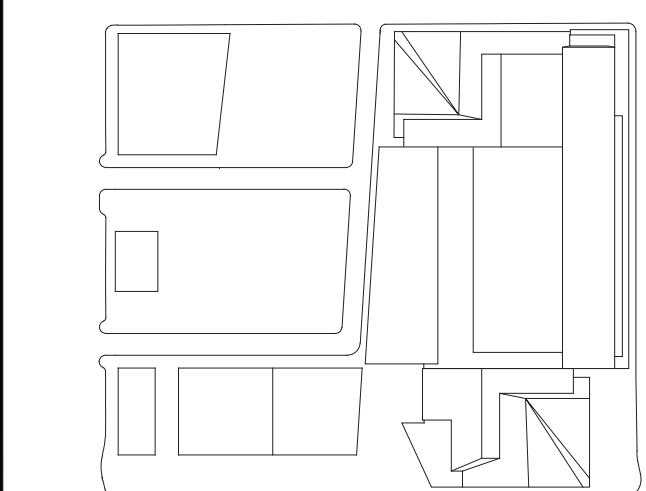


1 SECTION DETAIL - WT02 - TENANT 01  
SCALE: 1 1/2" = 1'-0"

**Damian Titus**  
Buildings  
APPROVED  
Under Directive 2 of 1975  
Date/Time: Aug 15, 2013 - 10:18 AM  
NYC Development Hub

1 D.O.B. BUILDING PERMIT FILING 03/22/2013  
By: Date: Issued By: Date:

Any Plan



HYE-TC-A3-5020

TYPICAL SILL DETAILS  
-WT 02

Project Name:  
A33-5020  
Project Number:  
A-347.00



HUDSON YARDS -  
TOWER C

Address  
501 WEST 30TH STREET  
NEW YORK, NY



Client  
Related Companies  
60 Columbus Circle  
New York, NY 10023  
Tel: 212.801.1000 Fax: 212.801.1048

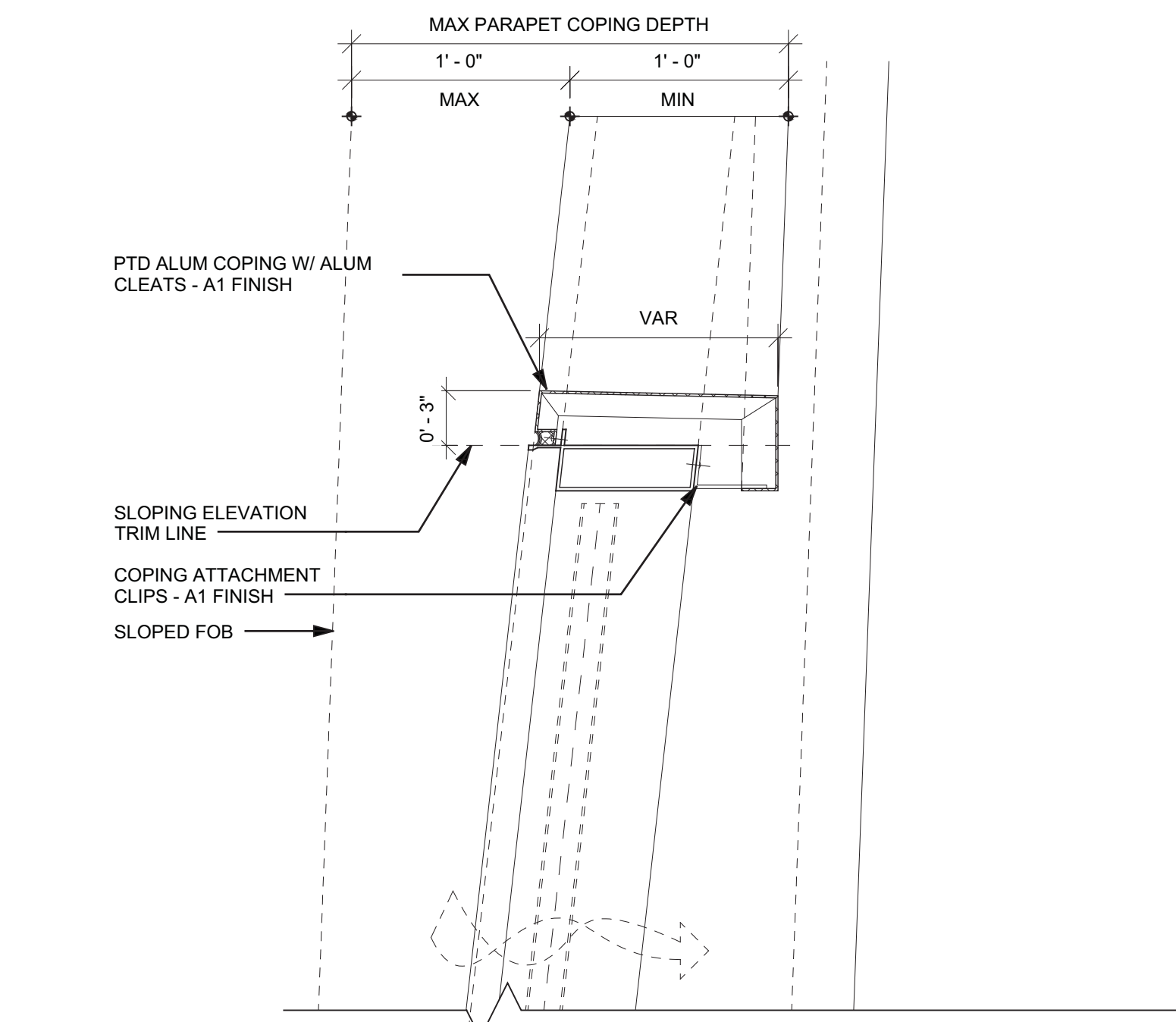
Oxford Properties Group  
320 Park Avenue, 17th Floor  
New York, NY 10022  
Tel: 212.866.7514 Fax: 212.986.7510

Construction Manager  
Tishman Construction Corporation  
100 Park Avenue, 5th Floor  
New York, NY 10017  
Tel: 212.708.5000

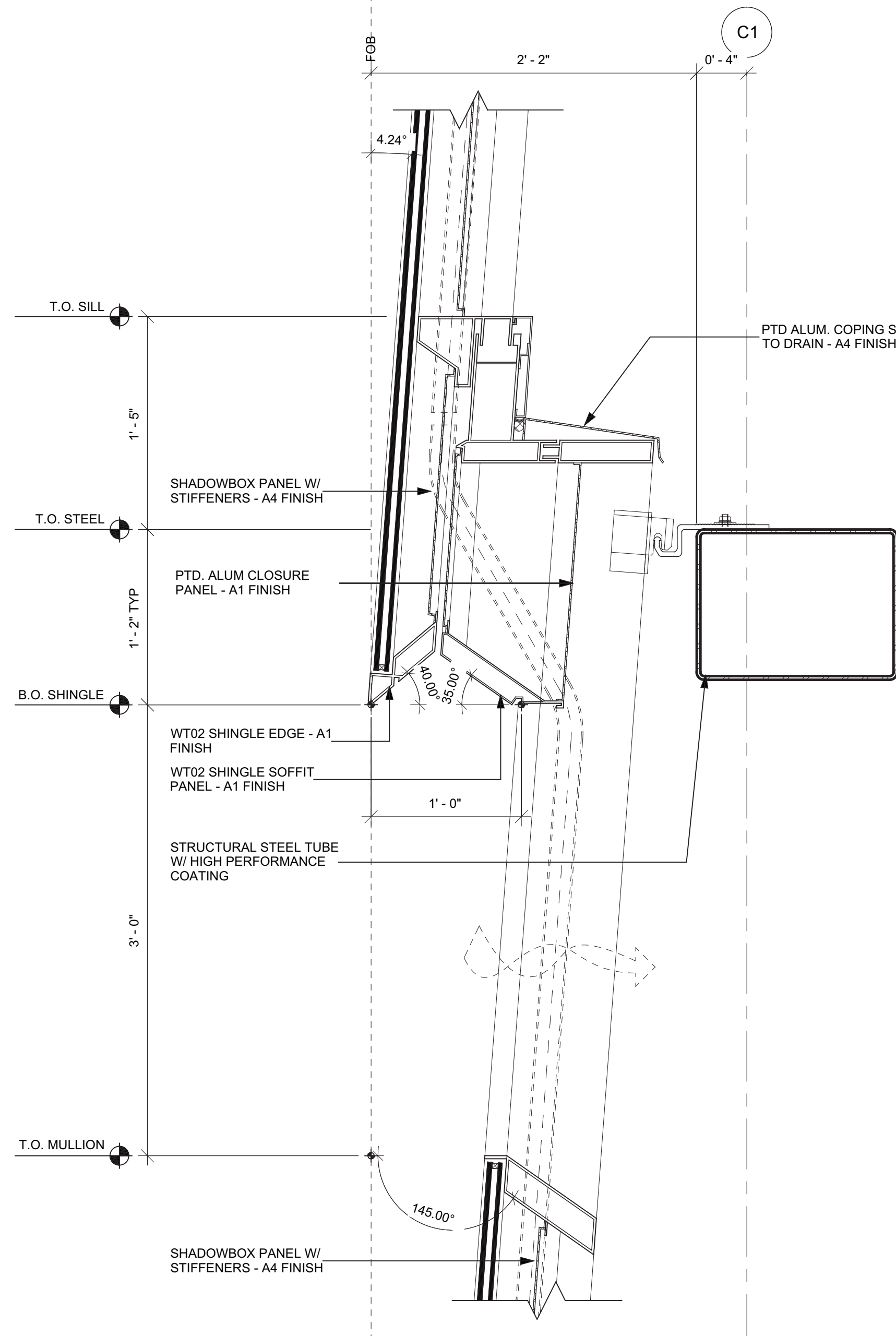
Architect  
Kohn Pedersen Fox Associates PC  
Architects & Planning Consultants  
11 West 42nd Street  
New York, NY 10036  
Tel: 212.977.6500 Fax: 212.956.2526

Structural Engineer  
Thornton Tomasetti, Inc.  
51 Madison Avenue  
New York, NY 10010  
Tel: 917.661.7800 Fax: 917.661.7801

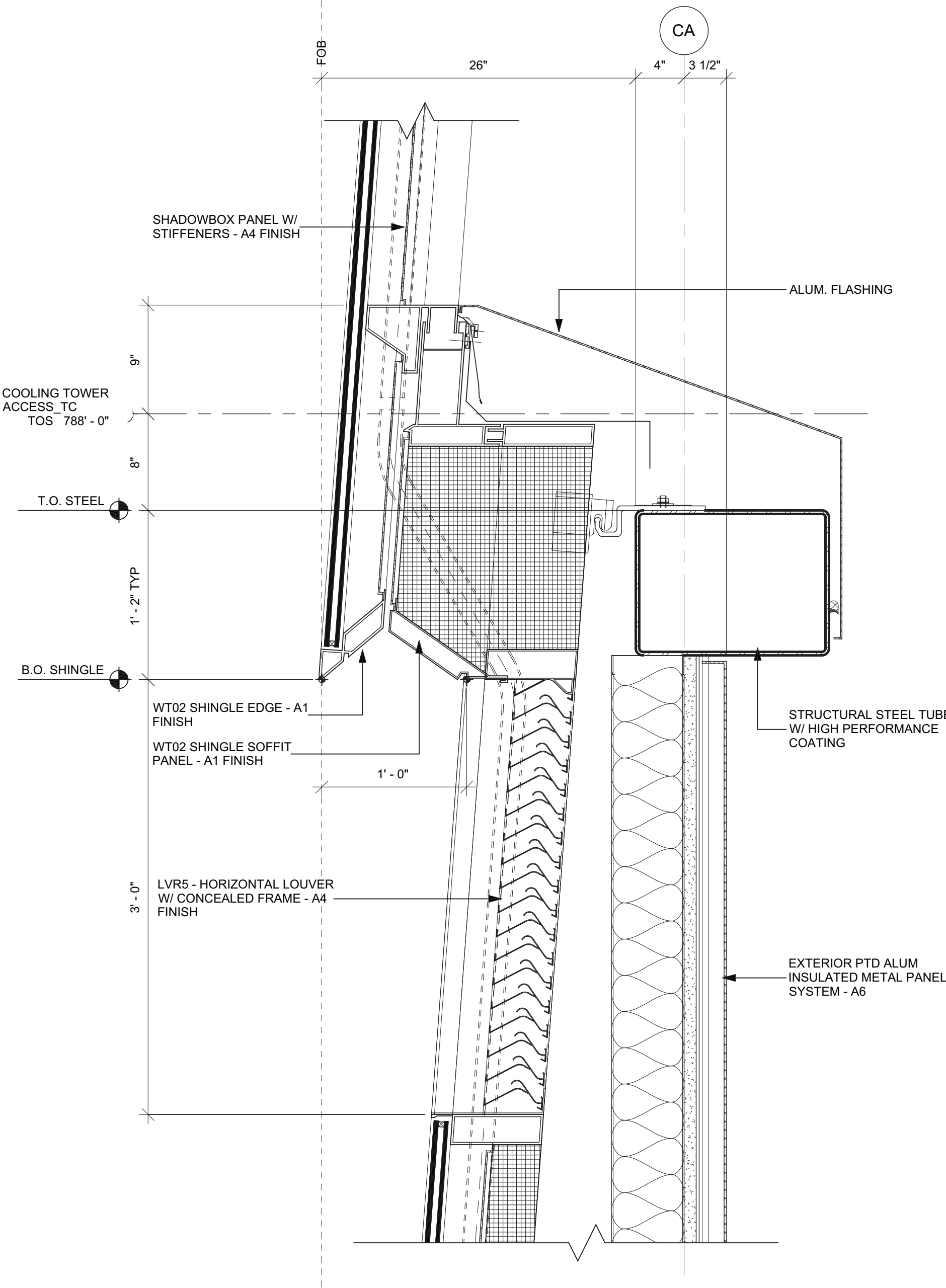
Mechanical, Electrical, Plumbing, Fire Protection  
Jaros Baum & Bolles Consulting Engineers  
80 Pine Street  
New York, NY 10013  
Tel: 212.530.9300 Fax: 212.269.5894



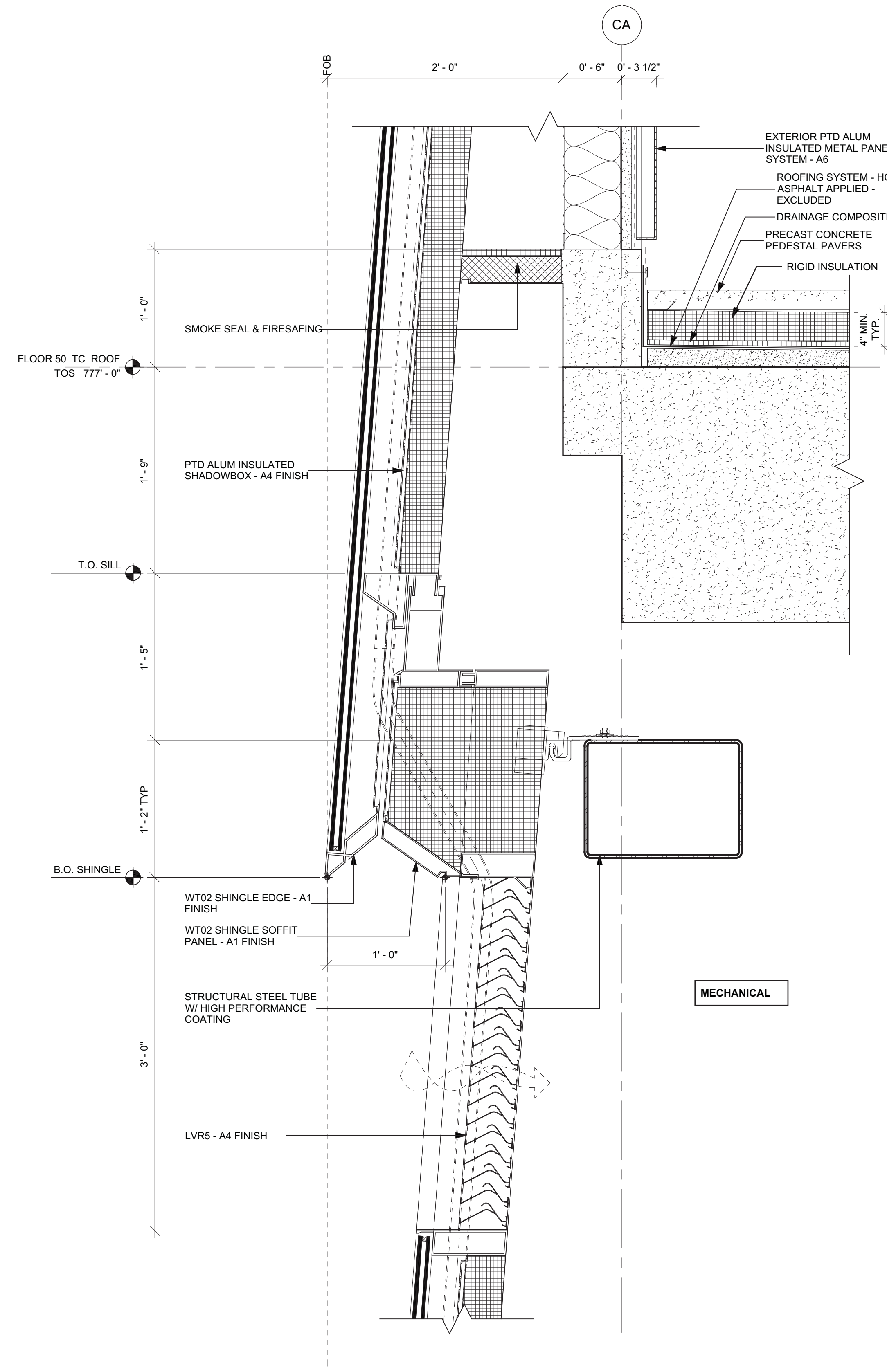
8 ENLARGED SECTION WT02 CROWN PARAPET  
SCALE: 1 1/2" = 1'-0"



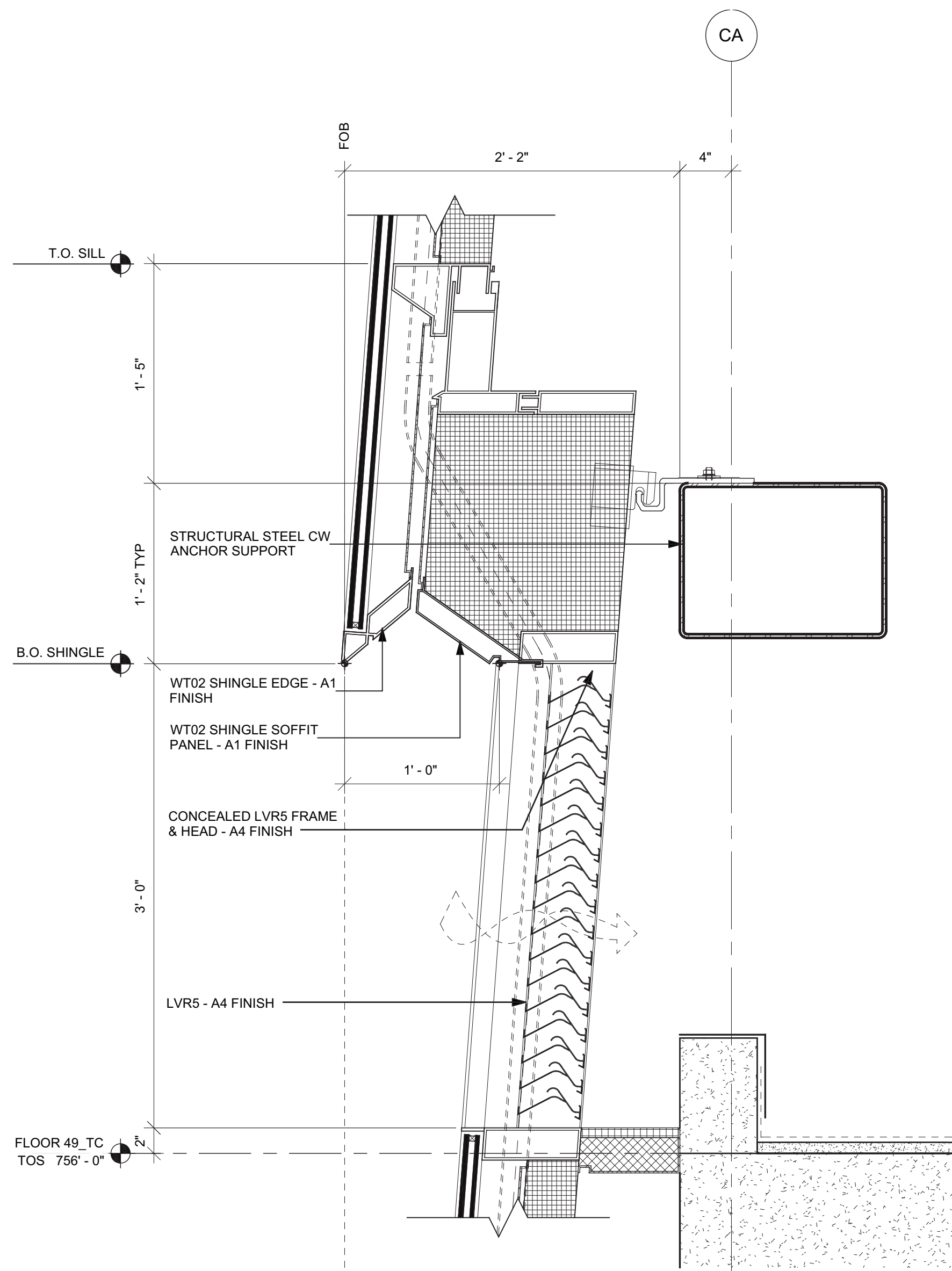
6 SECTION DETAIL AT WT02 PENTHOUSE  
SCALE: 1 1/2" = 1'-0"



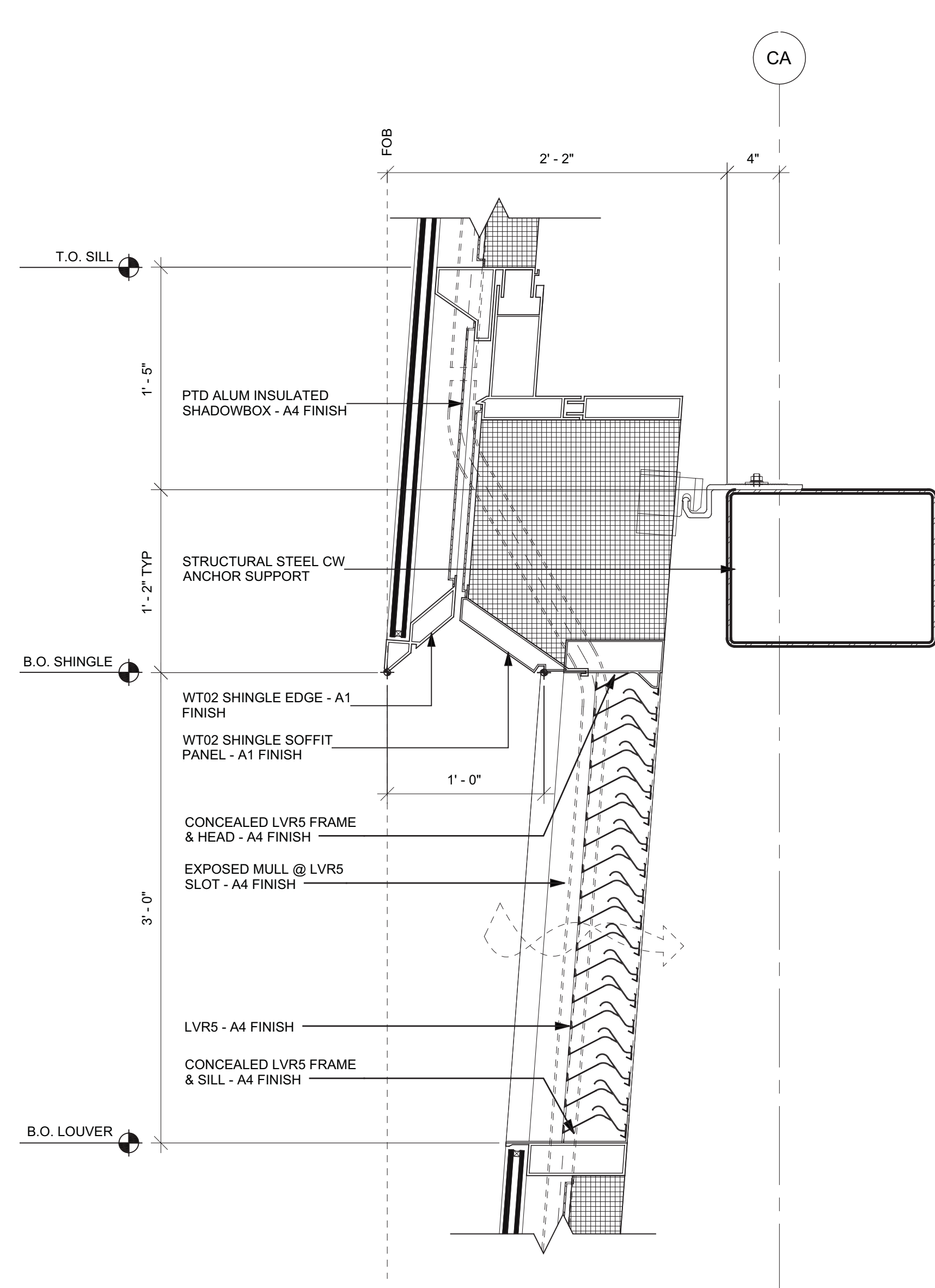
4 SECTION DETAIL WT02 @ PARAPET  
SCALE: 1 1/2" = 1'-0"



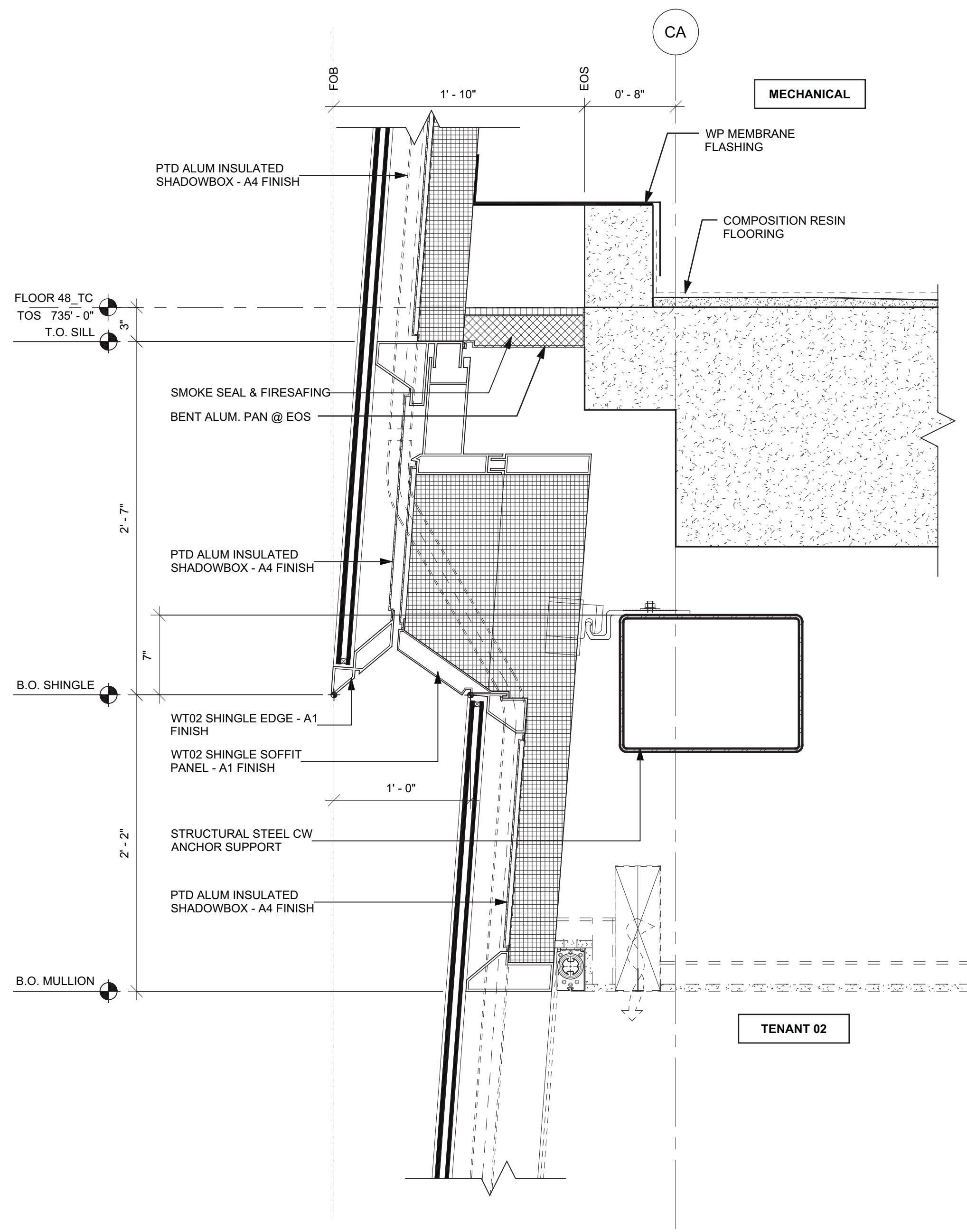
2 SECTION DETAIL WT02 - FLOOR 50  
SCALE: 1 1/2" = 1'-0"



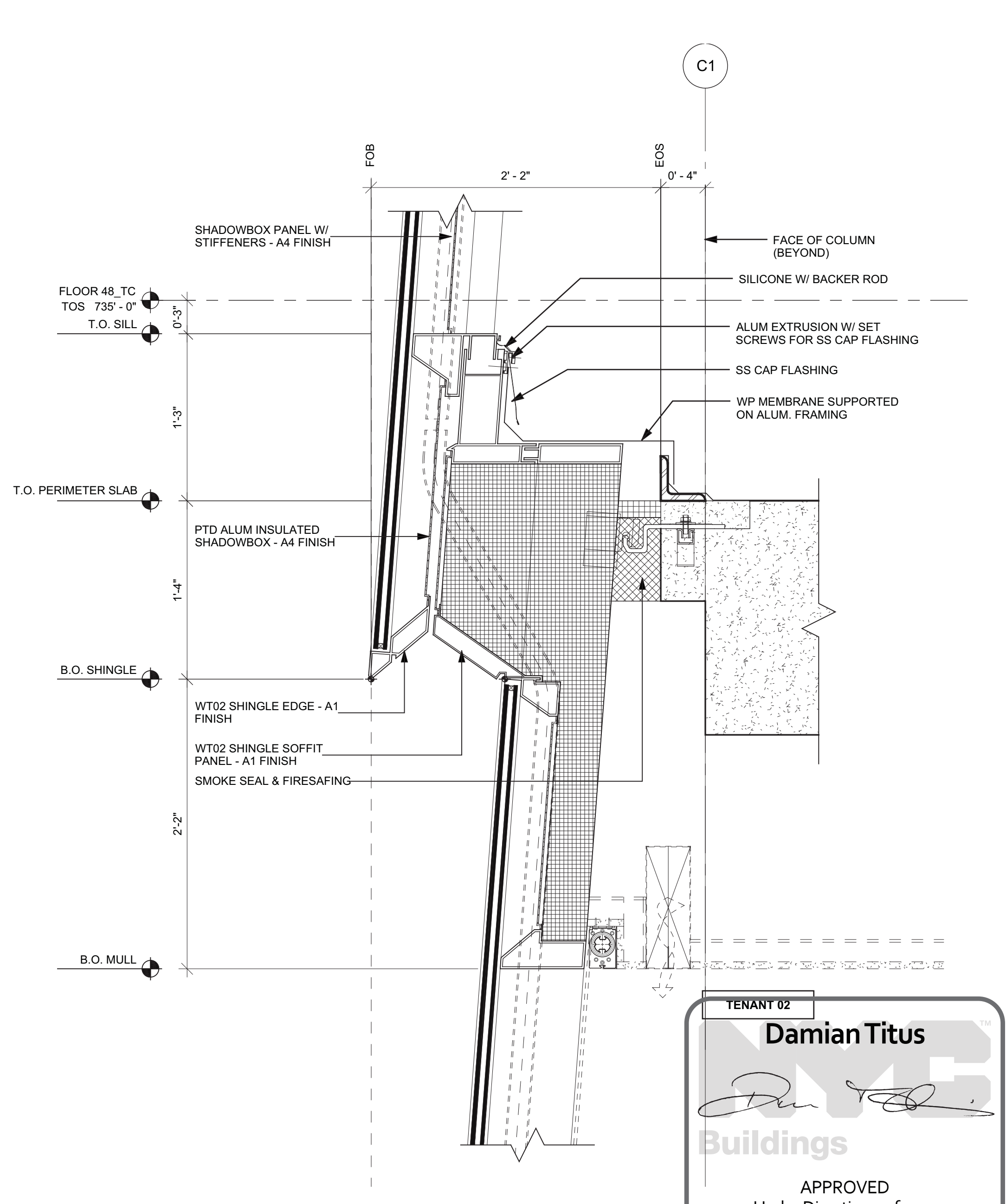
7 SECTION DETAIL WT02 - FLOOR 49  
SCALE: 1 1/2" = 1'-0"



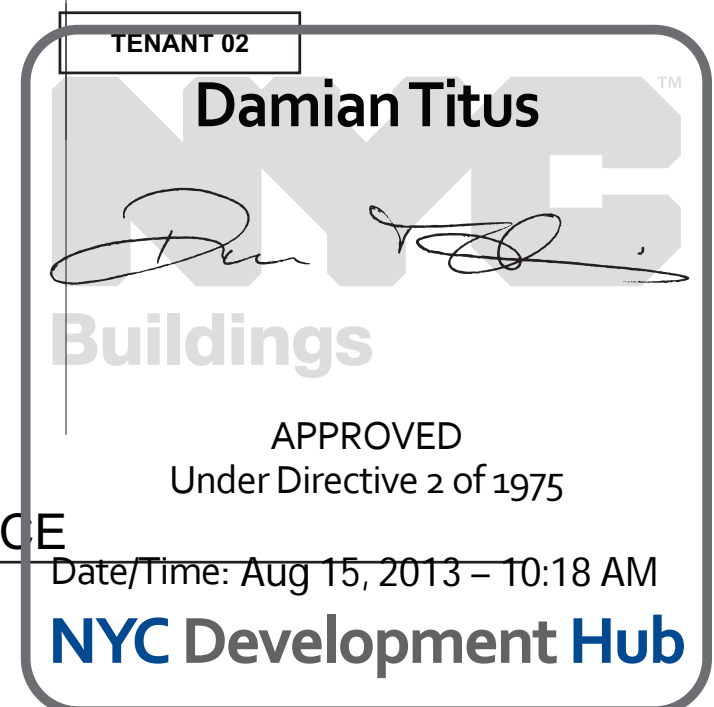
5 SECTION DETAIL WT02 - MECHANICAL  
SCALE: 1 1/2" = 1'-0"



3 SECTION DETAIL WT02 - FLOOR 48  
SCALE: 1 1/2" = 1'-0"



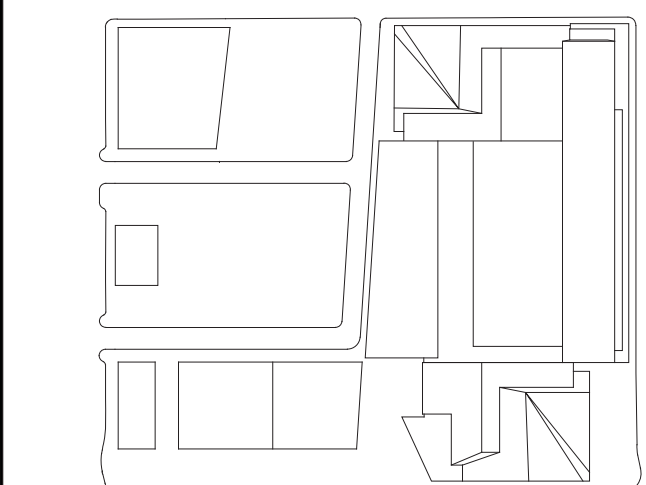
1 SECTION DETAIL AT WT02 ROOF INTERFACE  
SCALE: 1 1/2" = 1'-0"



1 D.O.B. BUILDING PERMIT FILING 03/22/2013

By: [Signature] Date: [Signature]

Any Print



HYE-TC-A3-5021

SECTION DETAILS

Project Name:

A3-5021

Project Number:

A-348.00

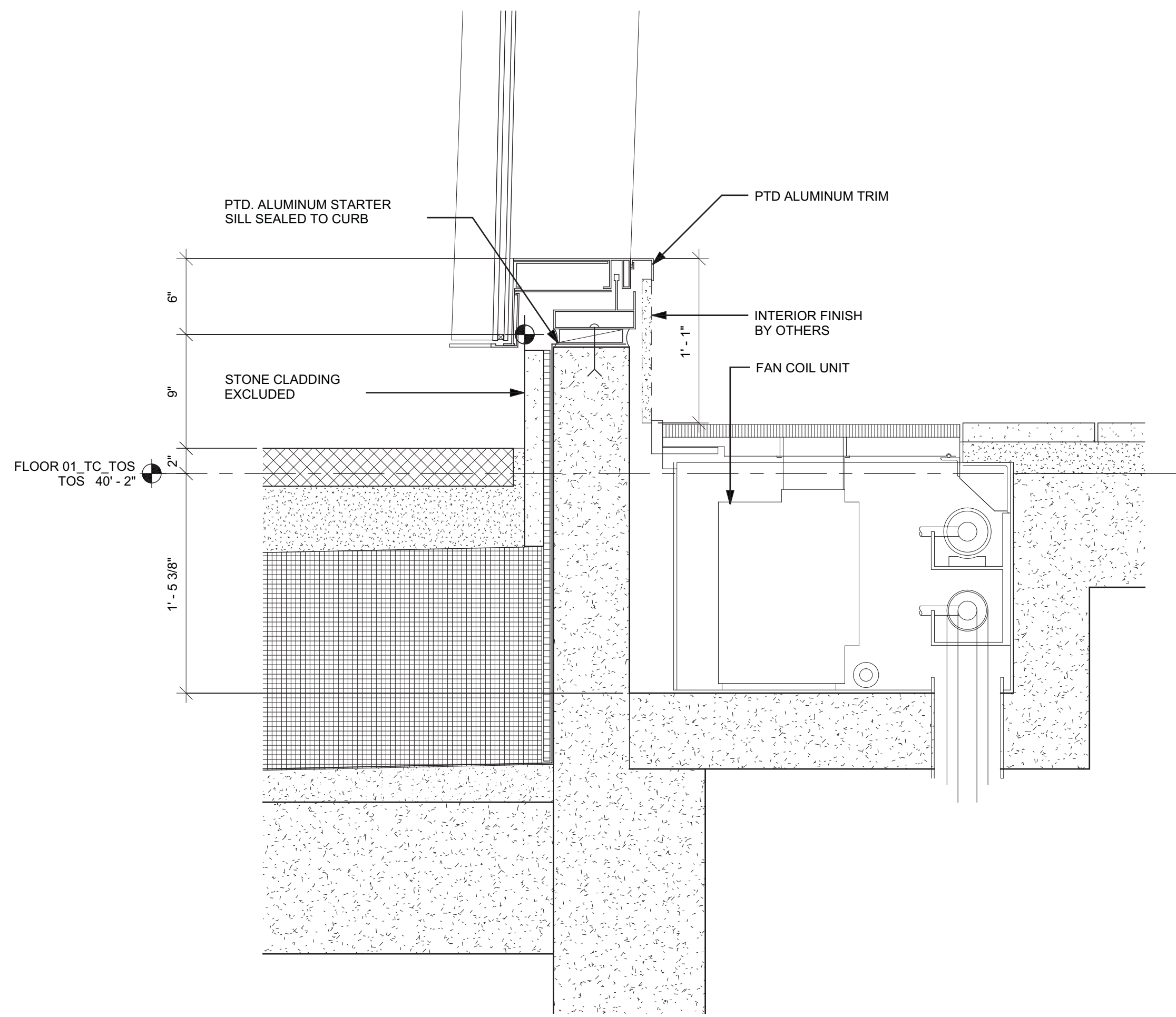
SHEET 149 OF 239



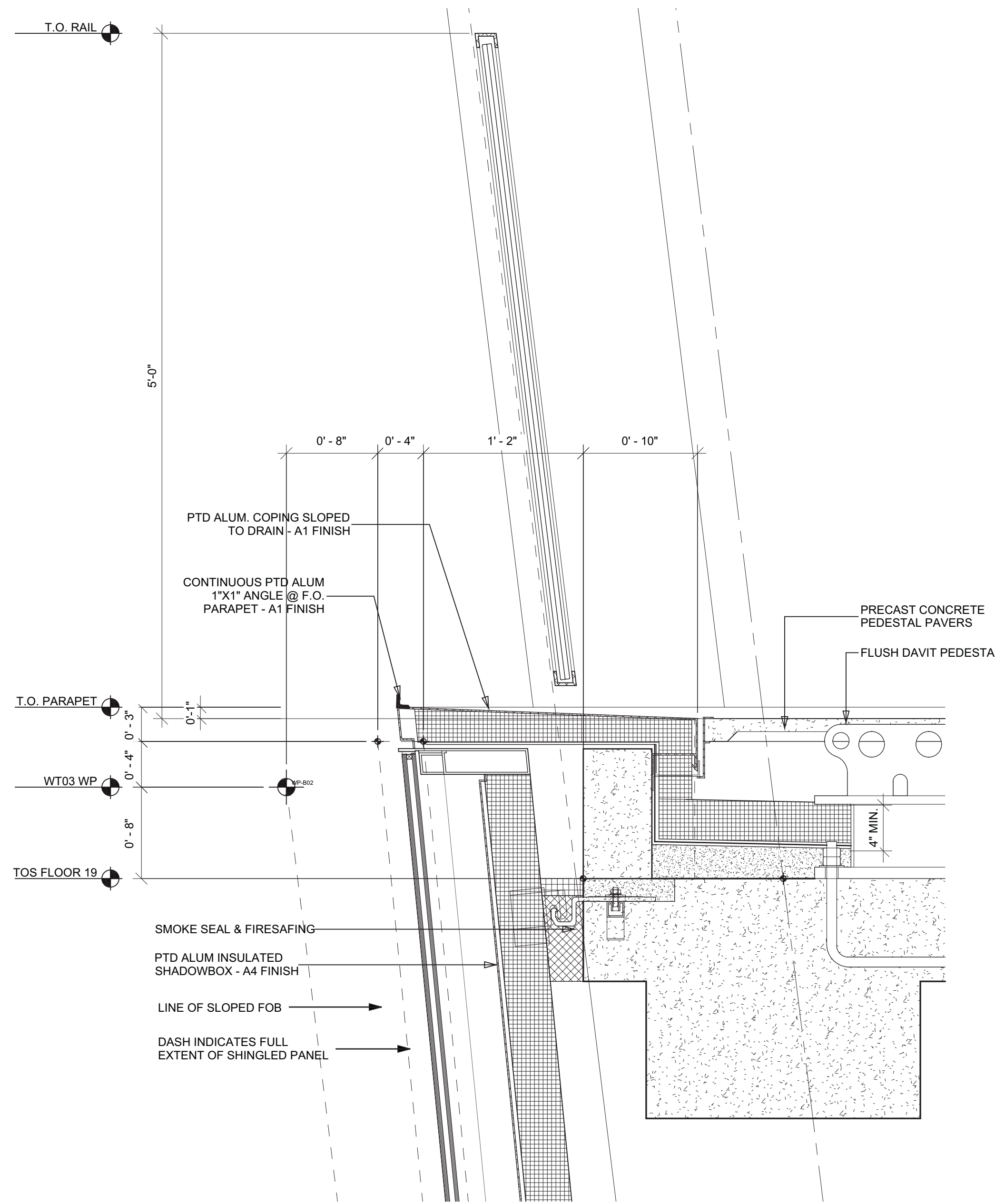




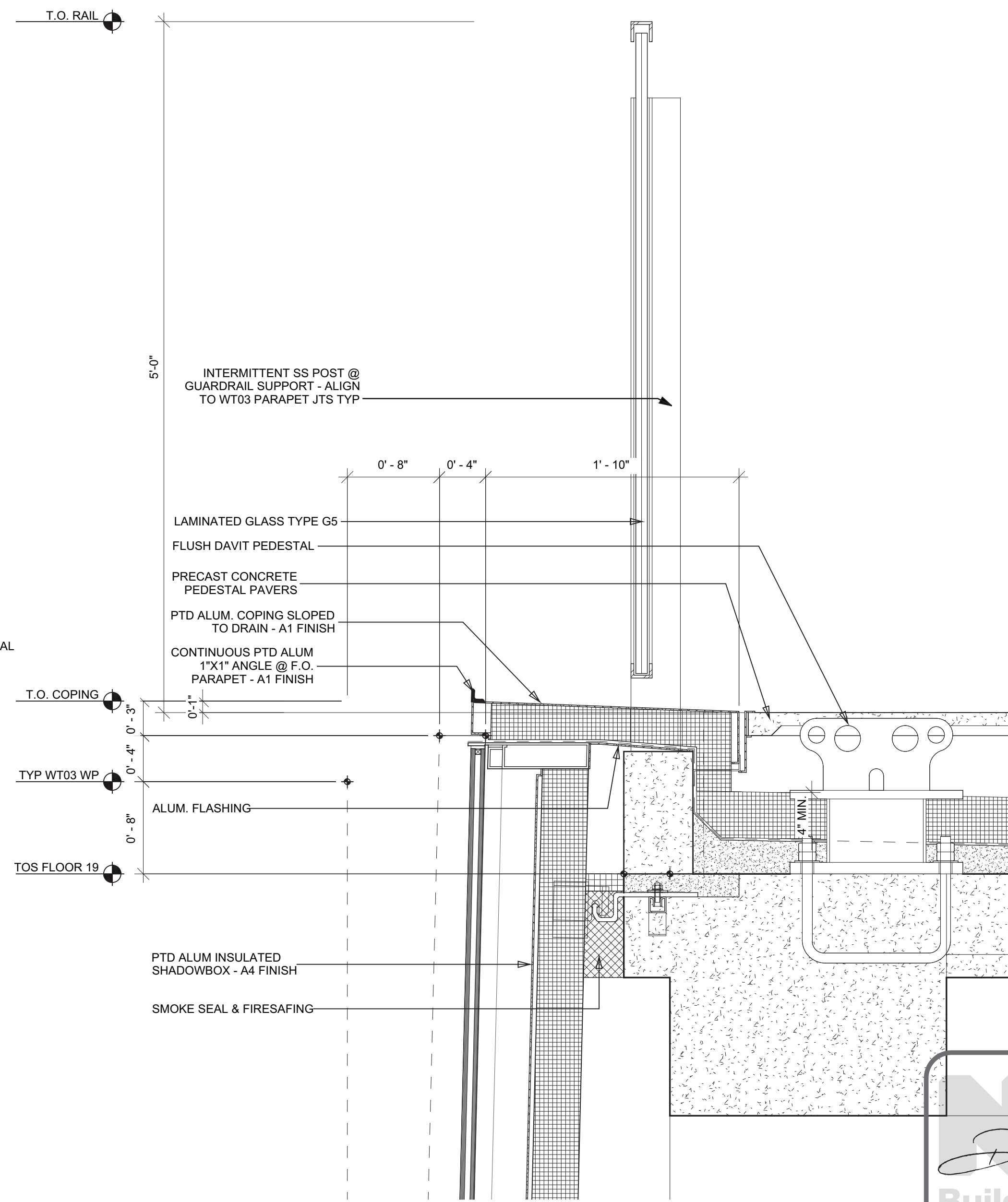
F:\1776 - P:\Project\1776 - WestSide\KensalDrawings\CAD\Sheet\TC006\_Permi\_Serv\Series\WTC-A3-5031.dwg Plotted by: Matt Gregory Plot Time: 5/30/2013 3:02 PM



3 SECTION DETAIL AT WT03 SILL



2 SECTION DETAIL - WT03 PARAPET



1 SECTION DETAIL - WT03 PARAPET

**Damian Titus**  
Buildings  
APPROVED  
Under Directive 2 of 1975  
Date/Time: Aug 15, 2013 - 10:18 AM  
NYC Development Hub

## HUDSON YARDS - TOWER C

Address  
501 WEST 30TH STREET  
NEW YORK, NY



**Client**  
Related Companies  
60 Columbus Circle  
New York, NY 10023  
Tel: 212.801.1000 Fax: 212.801.1048

**Oxford Properties Group**  
320 Park Avenue, 17th Floor  
New York, NY 10022  
Tel: 212.986.7514 Fax: 212.986.7510

**Construction Manager**  
Tishman Construction Corporation  
100 Park Avenue, 5th Floor  
New York, NY 10017  
Tel: 212.708.5600

**Architect**  
Kohn Pedersen Fox Associates PC  
Architects & Planning Consultants  
11 West 42nd Street  
New York, NY 10036  
Tel: 212.977.6500 Fax: 212.956.2526

**Structural Engineer**  
Thornton Tomasetti, Inc.  
51 Madison Avenue  
New York, NY 10010  
Tel: 917.661.7800 Fax: 917.661.7801

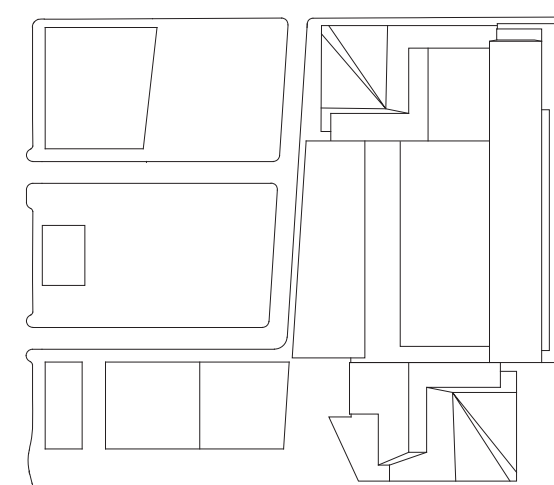
**Mechanical, Electrical, Plumbing, Fire Protection**  
Jaros Baum & Bolles Consulting Engineers  
80 Pine Street  
New York, NY 10013  
Tel: 212.530.9300 Fax: 212.269.5894

1 D.O.B. BUILDING PERMIT FILING 03/22/2013

By Date

For Date

Key Plan



Date: 03/22/2013  
Project No: 1776.10  
Drawn By:  
Sheet Number:  
Drawing Title:

HYE-TC-A3-5031


SECTION DETAILS

Drawing Number:  
A3-5031  
A350.00

SHEET 151 OF 239

© 2013 KOHN PEDERSEN FOX ASSOCIATES PC. All rights reserved.





**HUDSON YARDS -  
TOWER C**

Address  
501 WEST 30TH STREET  
NEW YORK, NY

*Client*  
Related Companies  
60 Columbus Circle  
New York, NY 10023  
Tel: 212.801.1000 Fax: 212.801.1048

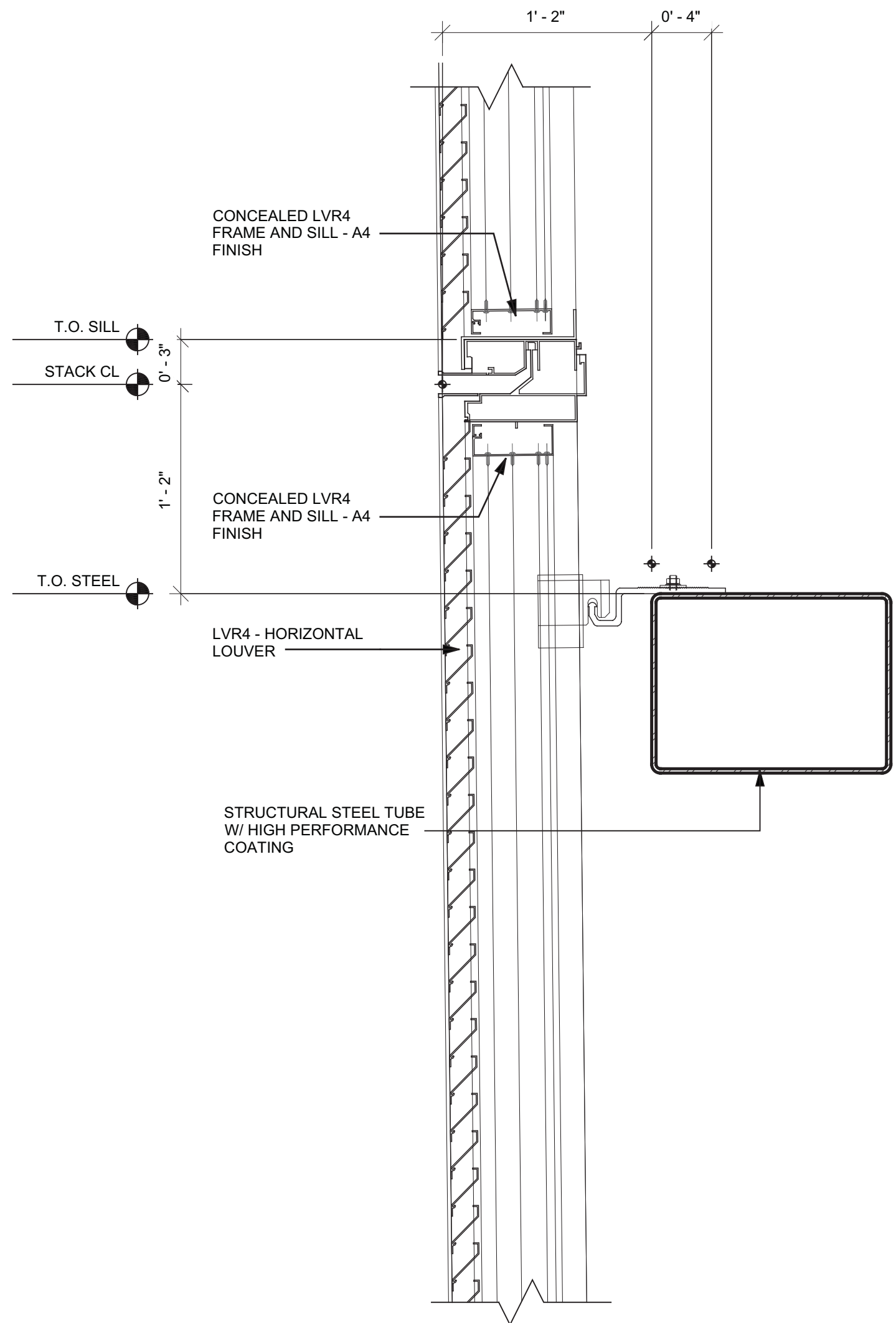
*Oxford Properties Group*  
320 Park Avenue, 17th Floor  
New York, NY 10022  
Tel: 212.986.7514 Fax: 212.986.7510

*Construction Manager*  
Tishman Construction Corporation  
100 Park Avenue, 5th Floor  
New York, NY 10017  
Tel: 212.708.5600

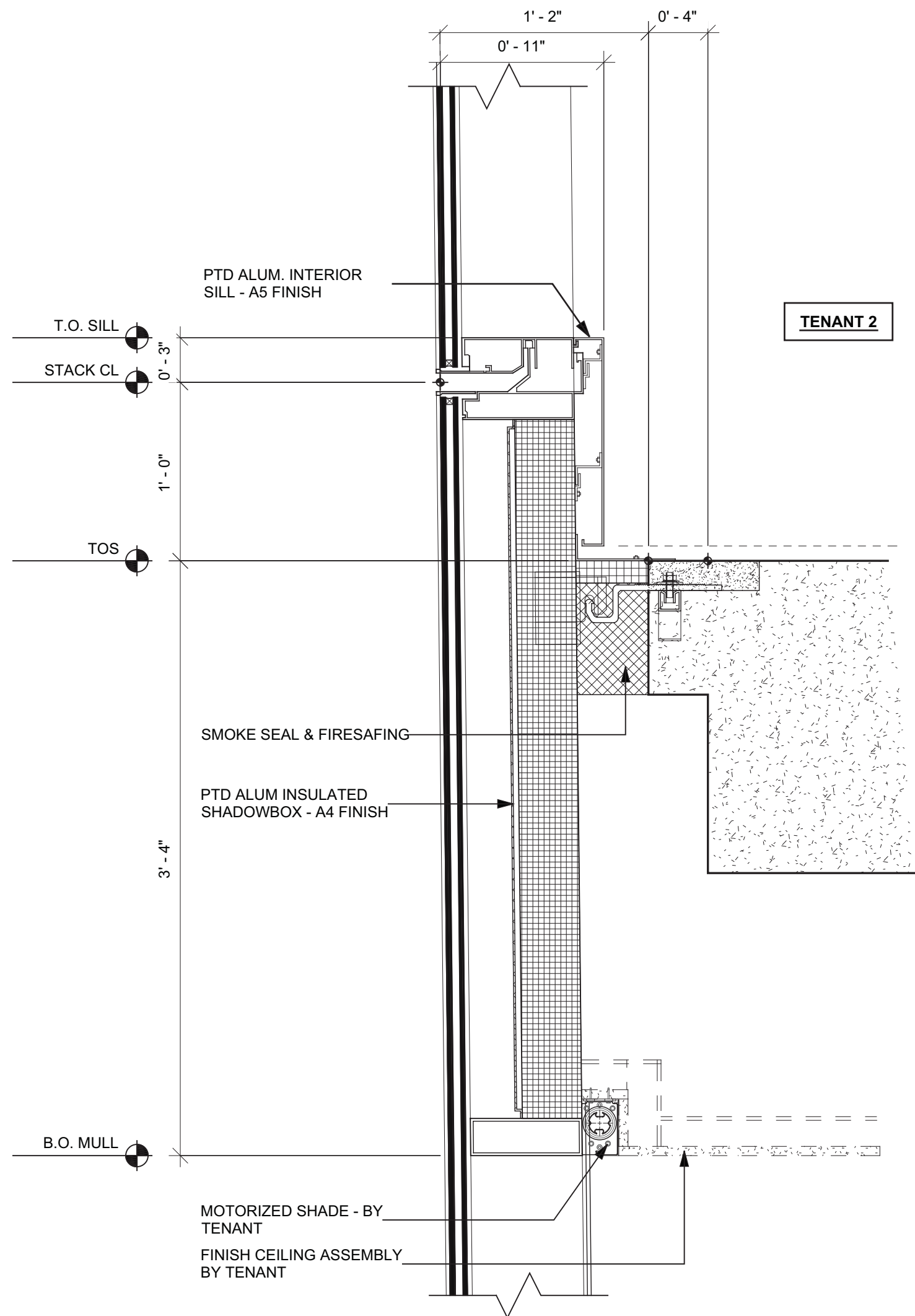
*Architect*  
Kohn Pedersen Fox Associates PC  
Architects & Planning Consultants  
11 West 42nd Street  
New York, NY 10036  
Tel: 212.977.6500 Fax: 212.956.2526

*Structural Engineer*  
Thornton Tomasetti, Inc.  
51 Madison Avenue  
New York, NY 10010  
Tel: 917.661.7800 Fax: 917.661.7801

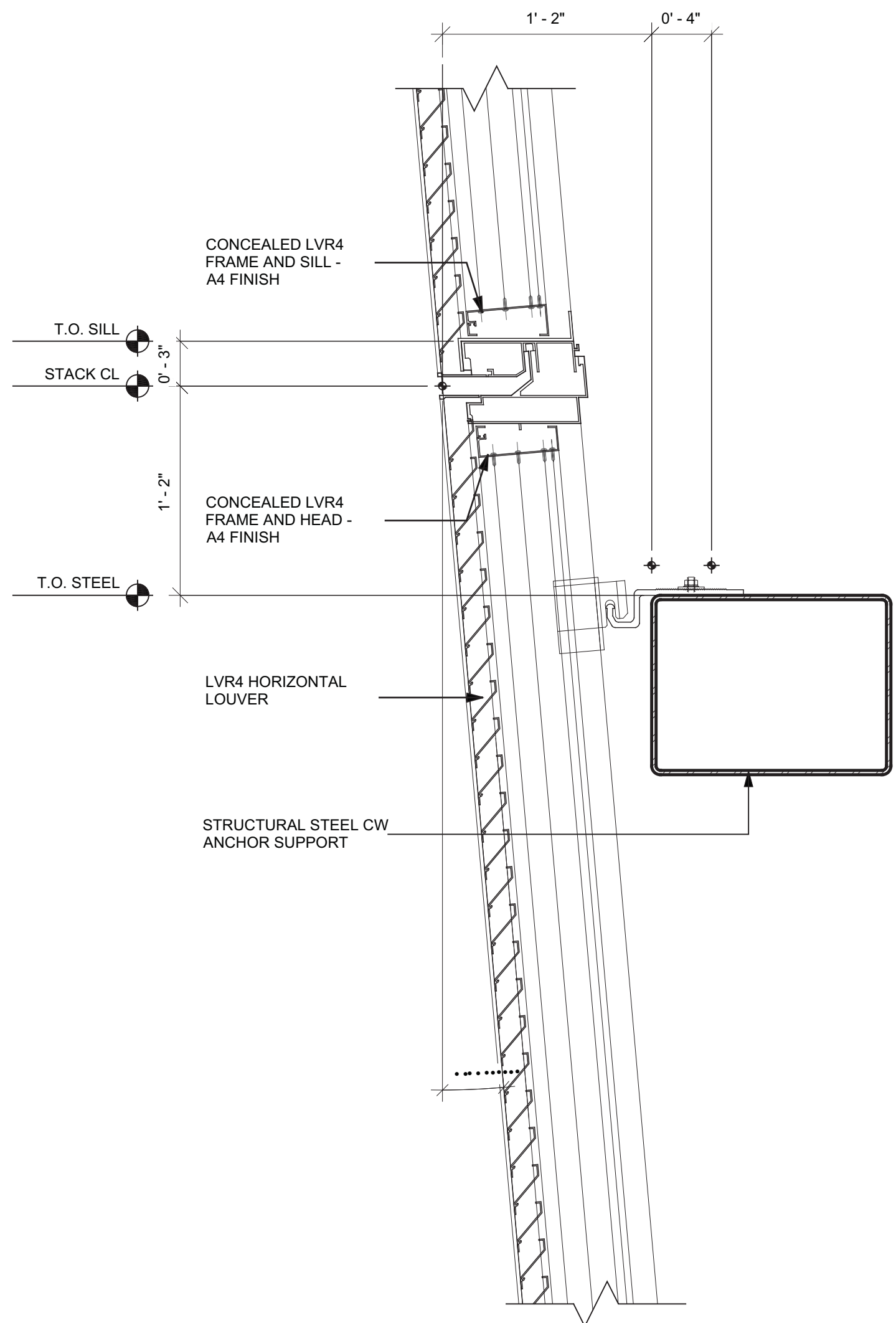
*Mechanical, Electrical, Plumbing, Fire Protection*  
Jaros Baum & Bolles Consulting Engineers  
80 Pine Street  
New York, NY 10013  
Tel: 212.530.9300 Fax: 212.269.5894



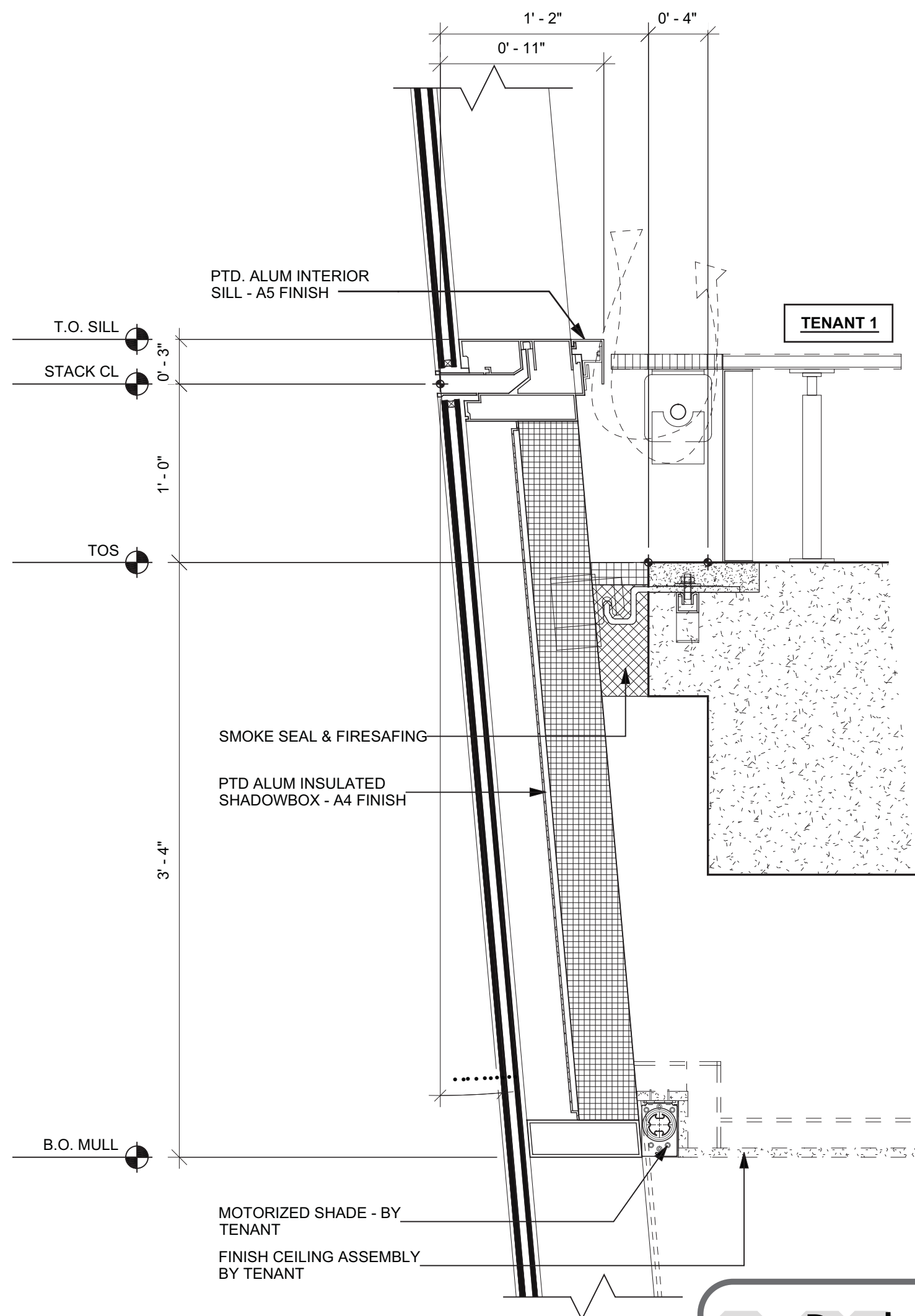
4 SECTION DETAIL - WT05 - LOUVERS - HIGH  
SCALE: 1 1/2" = 1'-0"



2 SECTION DETAIL - WT05 - TENANT 02  
SCALE: 1 1/2" = 1'-0"



3 SECTION DETAIL - WT05 - LOUVERS - LOW  
SCALE: 1 1/2" = 1'-0"

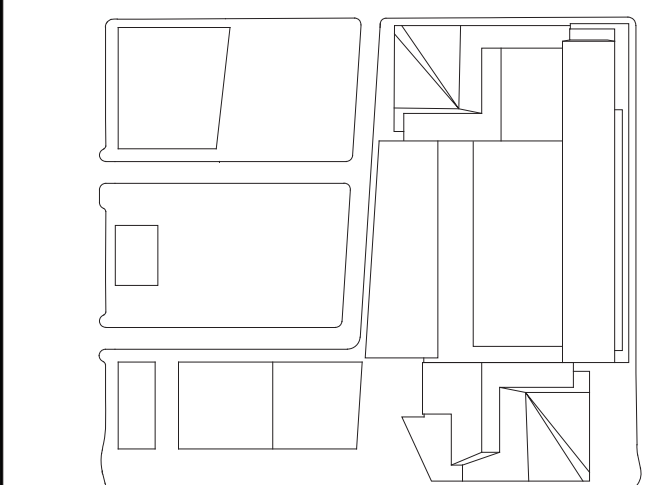


1 SECTION DETAIL - WT05 - TENANT 01  
SCALE: 1 1/2" = 1'-0"

**Damian Titus**  
*[Signature]*  
**Buildings**  
APPROVED  
Under Directive 2 of 1975  
Date/Time: Aug 15, 2013 - 10:18 AM  
**NYC Development Hub**

1	D.O.B. BUILDING PERMIT FILING	03/22/2013
No.	Issue	Date

Any Plan



Date:  
03/22/2013  
Project No:  
1776.10  
Drawn By:  
Sheet Number:  
Drawing Title:  
**HYE-TC-A3-5050**

**TYPICAL SILL DETAILS  
-WT 05**  
Drawing Number:  
**A3-5050**  
Sheet Number:  
**A-351.00**





*Client*  
Related Companies  
60 Columbus Circle  
New York, NY 10023  
Tel: 212.801.1000 Fax: 212.801.1043

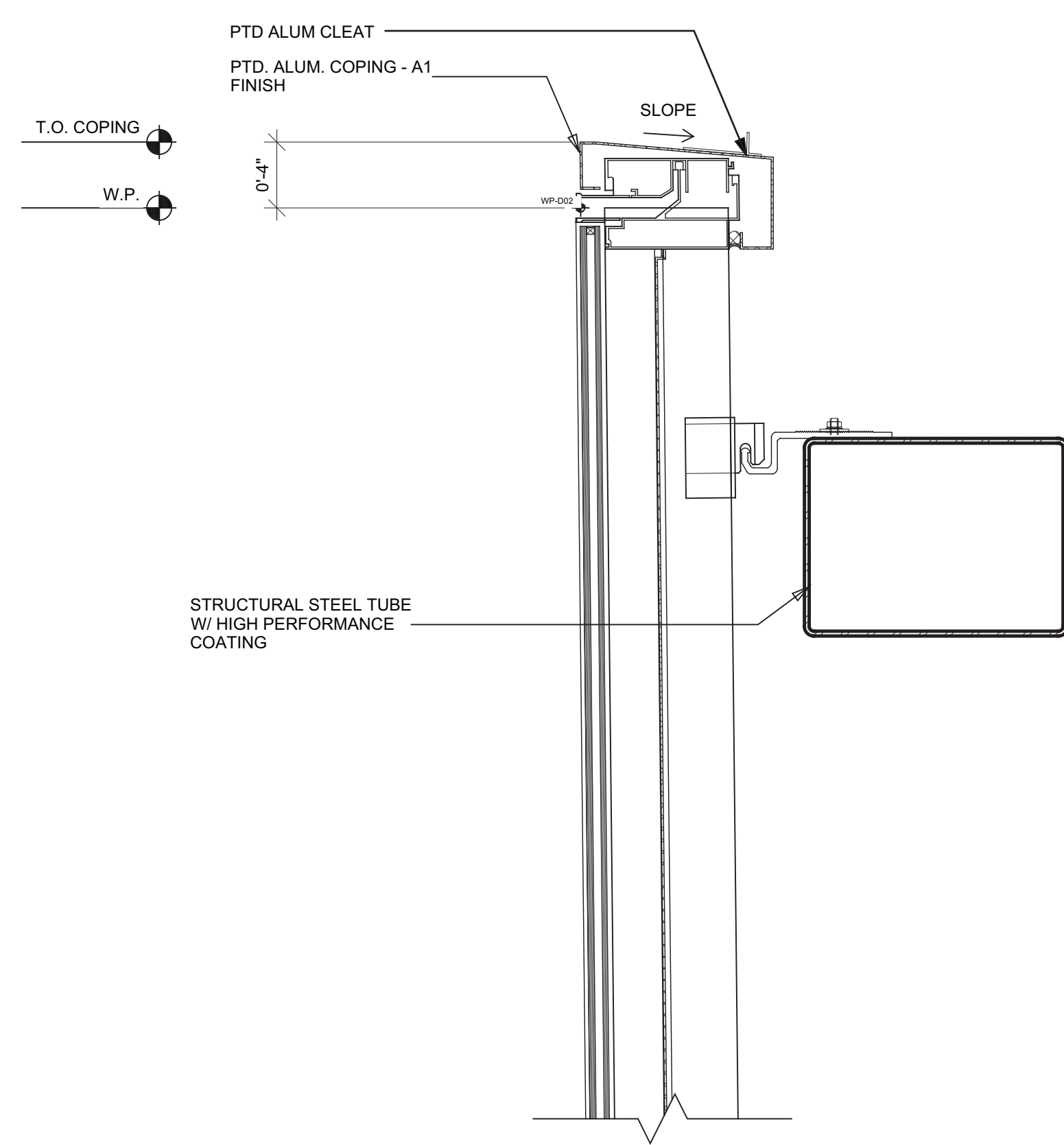
Oxford Properties Group  
320 Park Avenue, 17th Floor  
New York, NY 10022  
Tel: 212.986.7514 Fax: 212.986.7510

*Construction Manager*  
Tishman Construction Corporation  
100 Park Avenue, 5th Floor  
New York, NY 10017  
Tel: 212.708.3600

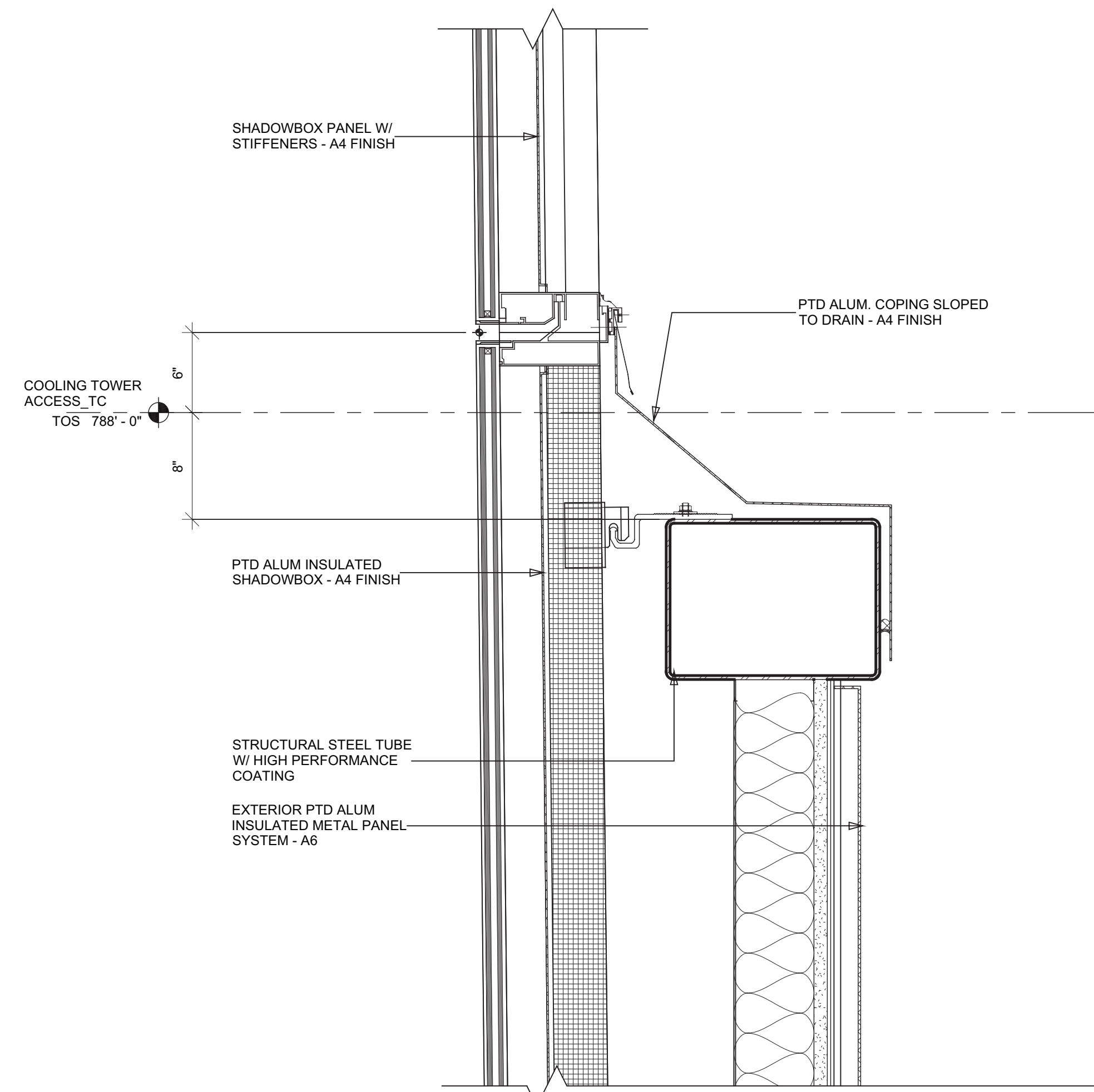
**Architect**  
Kohn Pedersen Fox Associates PC  
Architects & Planning Consultants  
11 West 42nd Street  
New York, NY 10036  
Tel: 212.977.6500 Fax: 212.956.2524

*Structural Engineer*  
Thornton Tomasetti, Inc.  
51 Madison Avenue  
New York, NY 10010  
Tel: 917.661.7800 Fax: 917.661.7801

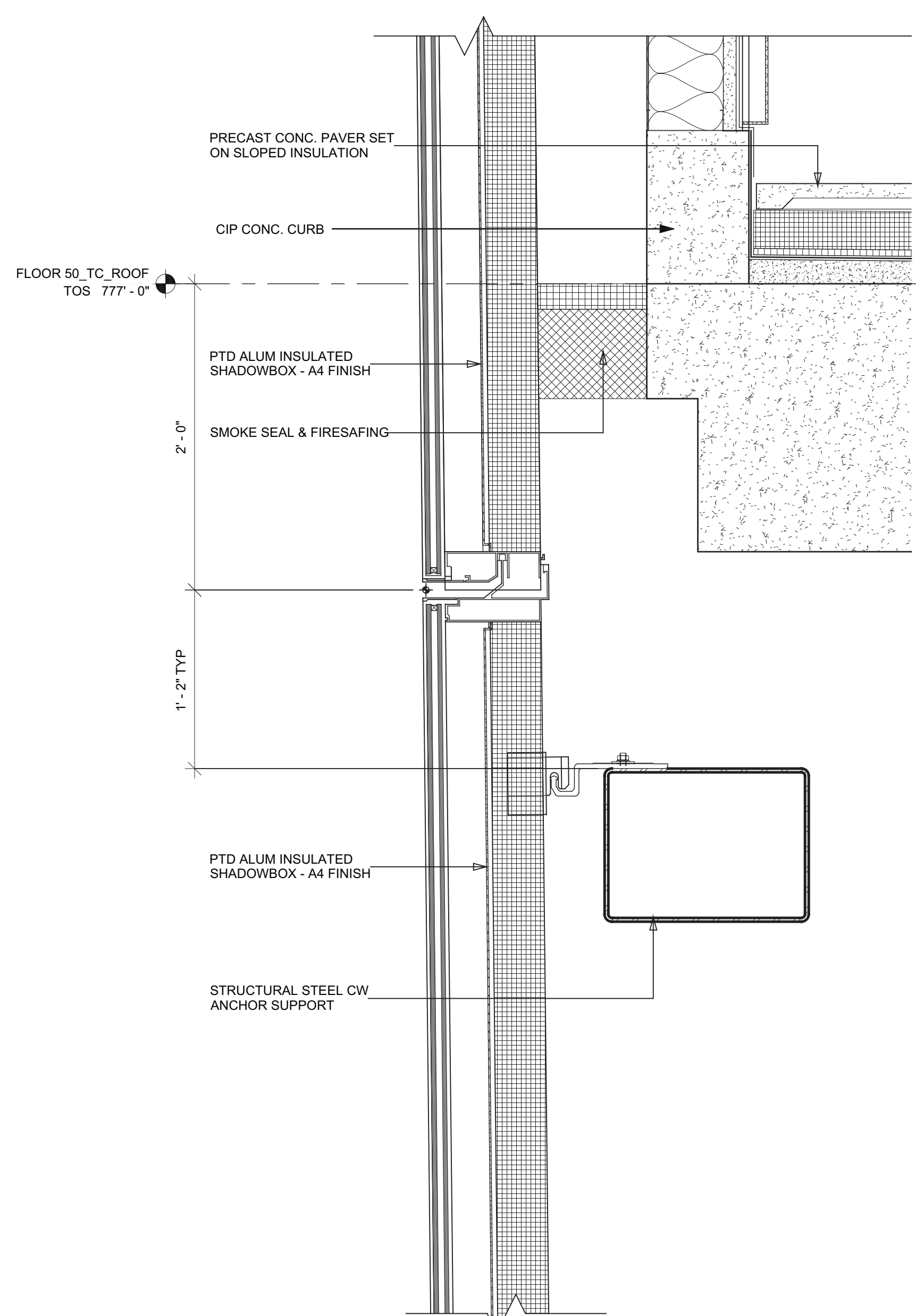
*Mechanical, Electrical, Plumbing, Fire Protection*  
Jaros Baum & Bolles Consulting Engineers  
80 Pine Street  
New York, NY 10013  
Tel: 212.530.9300 Fax: 212.269.5894



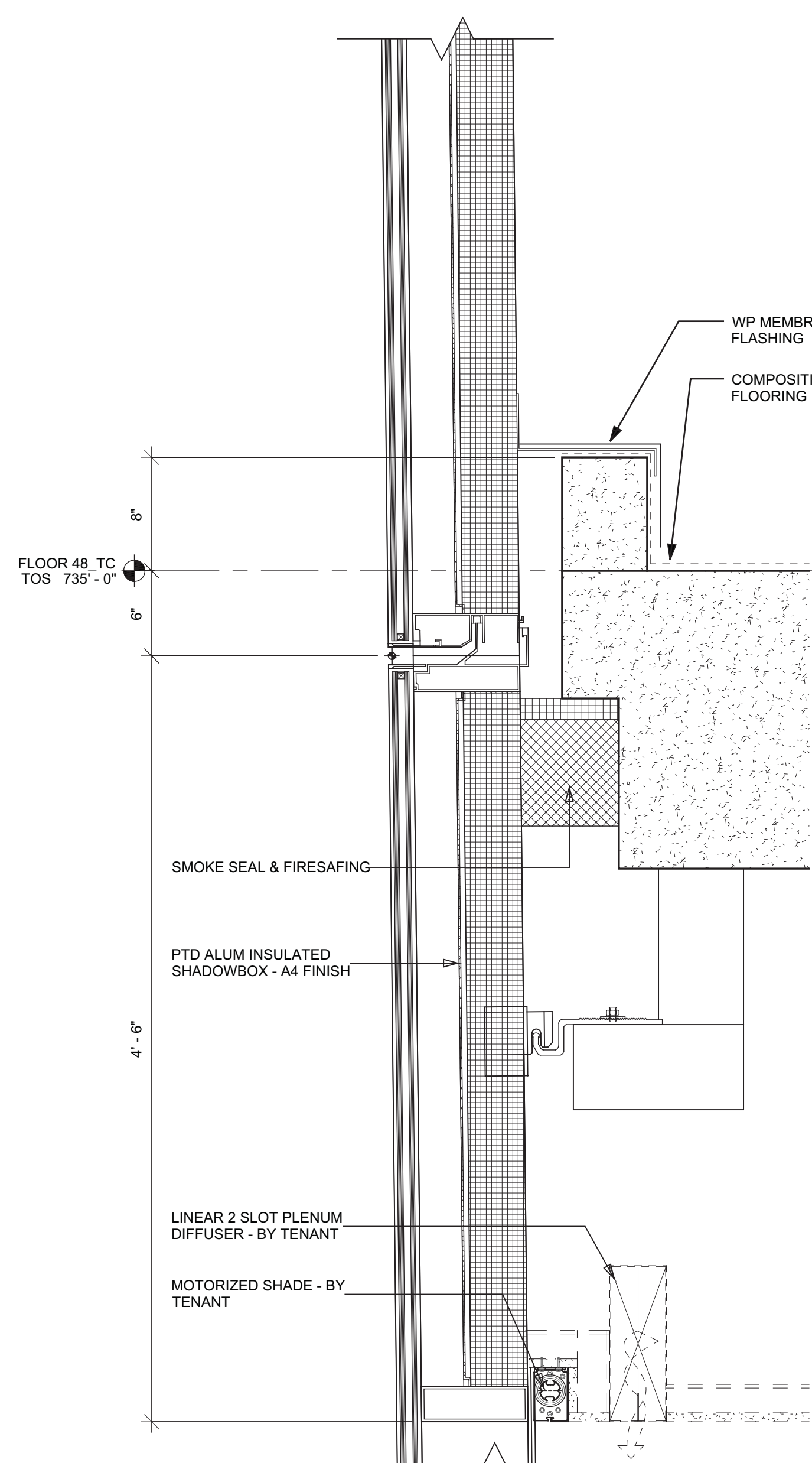
8 SECTION WT05 @ PARAPET  
SCALE: 1 1/2" = 1'-0"



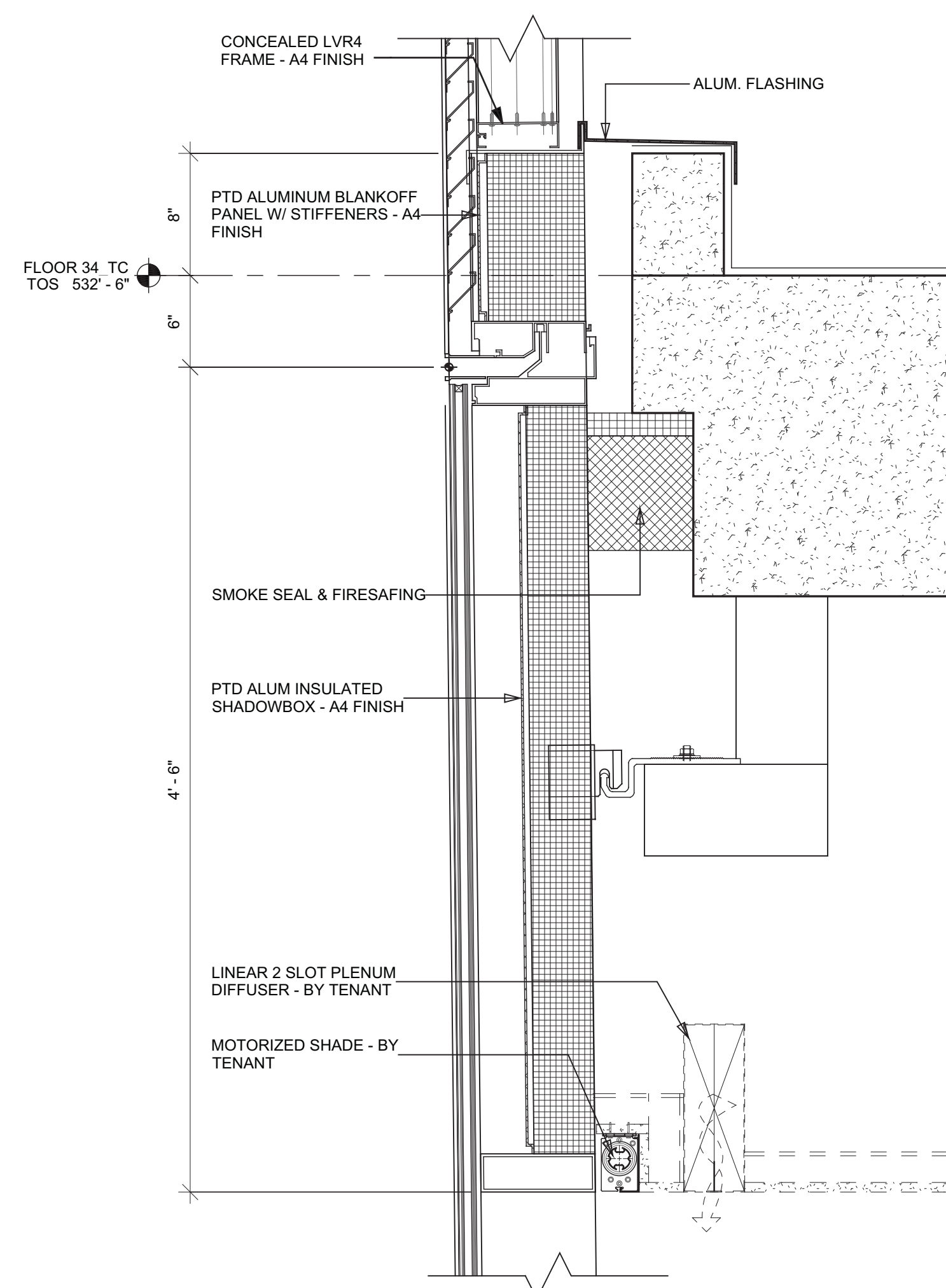
6 SECTION WT05 @ PARAPET  
SCALE: 1 1/2" = 1'-0"



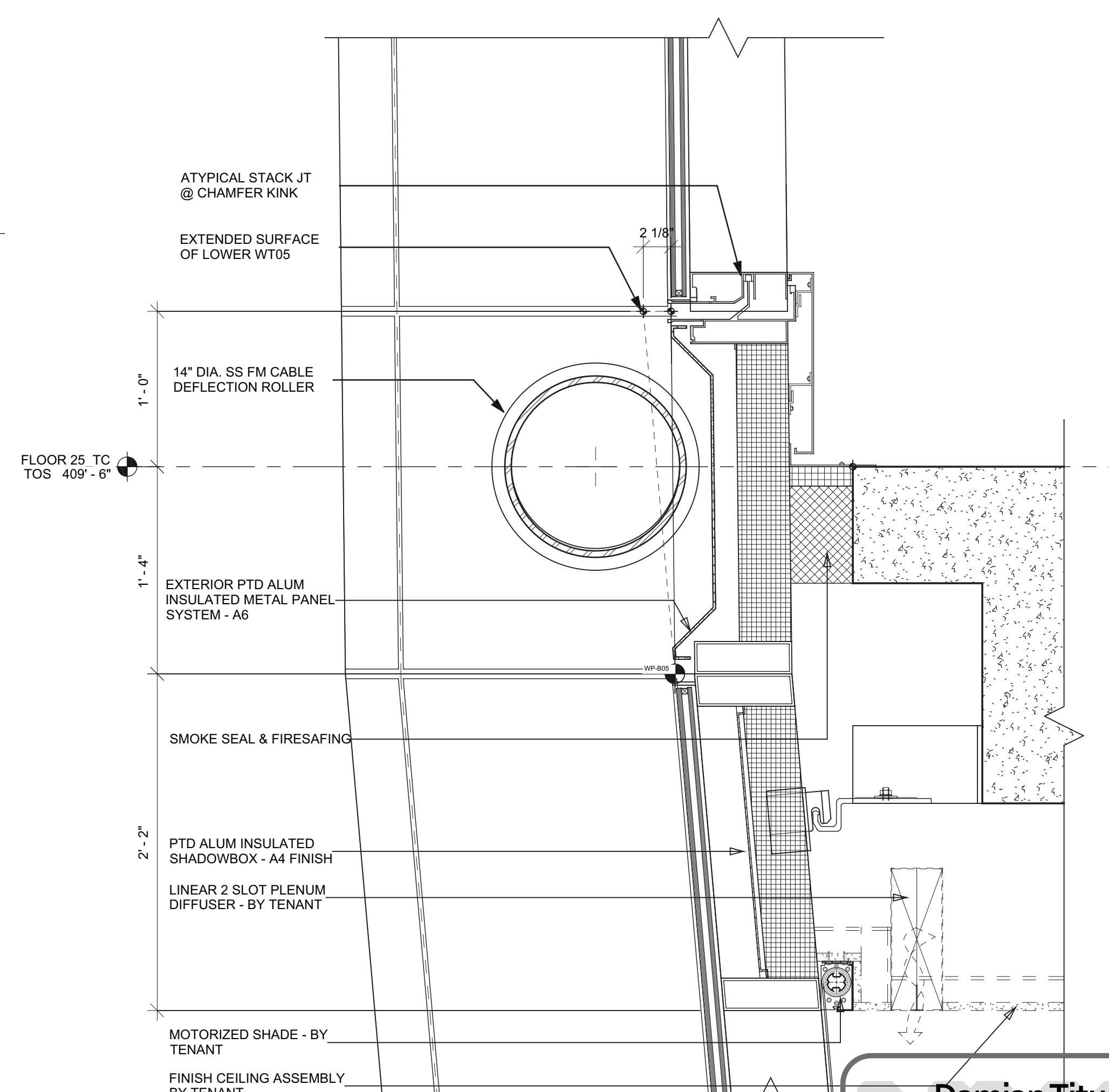
4 SECTION WT05 @ ROOF  
SCALE: 1 1/2" = 1'-0"



2 SECTION DETAIL AT WT05 LEVEL 48  
SCALE: 1 1/2" = 1'-0"



3 SECTION DETAIL AT WT05 LEVEL 48  
SCALE: 1 1/2" = 1'-0"



1 SECTION DETAIL AT WT05 ROLLER  
SCALE: 1 1/2" = 1'-0"

Damian Titus



**Buildings**

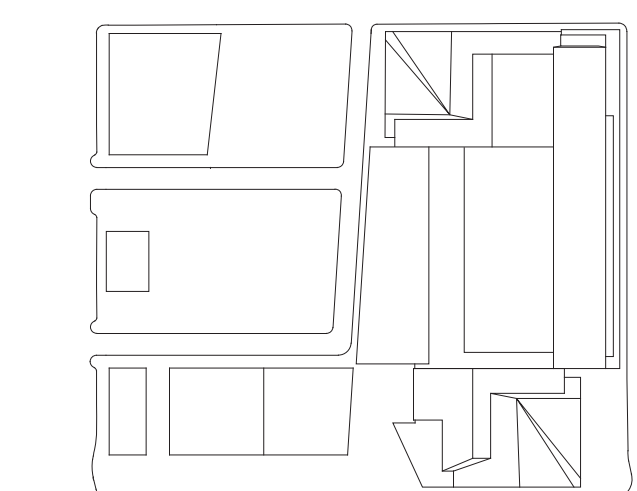
APPROVED  
Under Directive 2 of 1975

Date/Time: Aug 15, 2013 - 10:18 AM

NYC Development Hub

1	D.O.B. BUILDING PERMIT FILING	03/22/2011
No.	Issue	Date

808



Law

03/22/2013  
Exhibit No.

1776.10

Drawn By

HYE-TC-A3-5051

## SECTION DETAILS

Drawing Number  
A2-5051A3-505  
B-SCAN Drawing No.

A-352.00

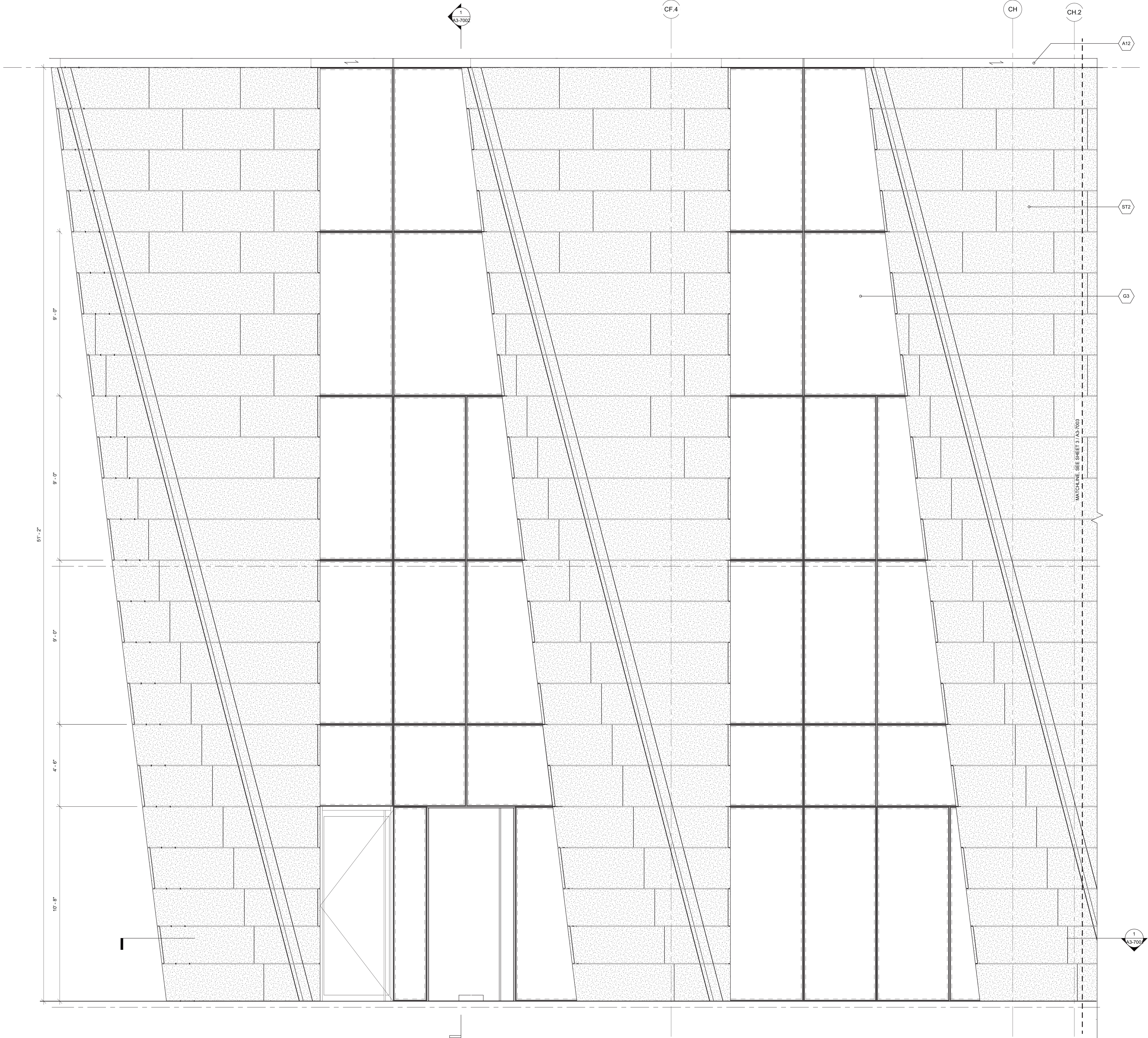
SHEET 153 OF 239



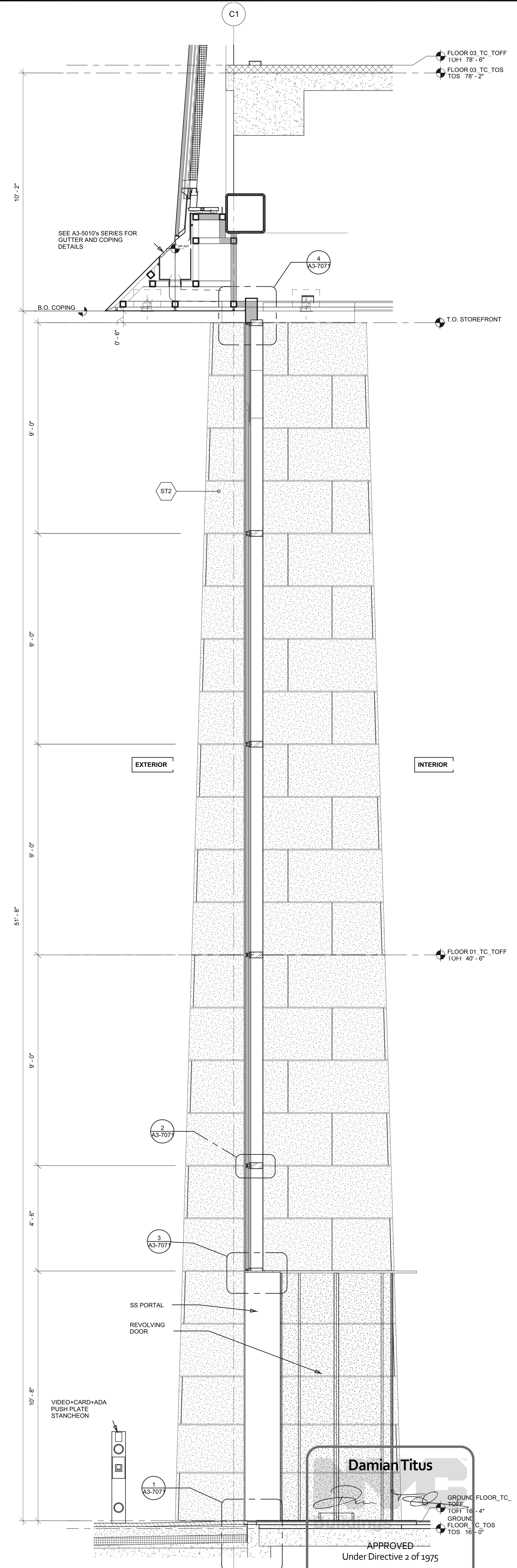




Filename: P:\Projects\1776\_WestSide\Kasidrawings\CAD\Sheet\TC00d\_Permi\_Serv\Series\HETC-A3-7002.dwg Plotted by: Matt Gregory Plot Time: 3/21/2013 4:44 PM



ENLARGED EAST ELEVATION AT TENANT  
STOREFRONT  
SCALE: 1/2" = 1'-0"



ENLARGED SECTION AT EAST ENTRANCE  
SCALE: 1/2" = 1'-0"

HUDSON YARDS -  
TOWER C

Address  
501 WEST 30TH STREET  
NEW YORK, NY

Client  
Related Companies  
60 Columbus Circle  
New York, NY 10023  
Tel: 212.801.1000 Fax: 212.801.1048

Owner  
Oxford Properties Group  
320 Park Avenue, 17th Floor  
New York, NY 10022  
Tel: 212.866.7514 Fax: 212.986.7510

Construction Manager  
Tishman Construction Corporation  
100 Park Avenue, 5th Floor  
New York, NY 10017  
Tel: 212.708.5600

Architect  
Kohn Pedersen Fox Associates PC  
Architects & Planning Consultants  
11 West 42nd Street  
New York, NY 10036  
Tel: 212.977.6500 Fax: 212.956.2526

Structural Engineer  
Thornton Tomasetti, Inc.  
51 Madison Avenue  
New York, NY 10010  
Tel: 917.661.7800 Fax: 917.661.7801

Mechanical, Electrical, Plumbing, Fire Protection  
Jaros Baum & Bolles Consulting Engineers  
80 Pine Street  
New York, NY 10013  
Tel: 212.530.9300 Fax: 212.269.5894

1	D.O.B. BUILDING PERMIT FILING	03/22/2013
2		
3		
4		
5		
6		
7		
8		
9		
10		
11		
12		
13		
14		
15		
16		
17		
18		
19		
20		
21		
22		
23		
24		
25		
26		
27		
28		
29		
30		
31		
32		
33		
34		
35		
36		
37		
38		
39		
40		
41		
42		
43		
44		
45		
46		
47		
48		
49		
50		
51		
52		
53		
54		
55		
56		
57		
58		
59		
60		
61		
62		
63		
64		
65		
66		
67		
68		
69		
70		
71		
72		
73		
74		
75		
76		
77		
78		
79		
80		
81		
82		
83		
84		
85		
86		
87		
88		
89		
90		
91		
92		
93		
94		
95		
96		
97		
98		
99		
100		

1 D.O.B. BUILDING PERMIT FILING | 03/22/2013 || 2 |  |  |
3		
4		
5		
6		
7		
8		
9		
10		
11		
12		
13		
14		
15		
16		
17		
18		
19		
20		
21		
22		
23		
24		
25		
26		
27		
28		
29		
30		
31		
32		
33		
34		
35		
36		
37		
38		
39		
40		
41		
42		
43		
44		
45		
46		
47		
48		
49		
50		
51		
52		
53		
54		
55		
56		
57		
58		
59		
60		
61		
62		
63		
64		
65		
66		
67		
68		
69		
70		
71		
72		
73		
74		
75		
76		
77		
78		
79		
80		
81		
82		
83		
84		
85		
86		
87		
88		
89		
90		
91		
92		
93		
94		
95		
96		
97		
98		
99		
100		

1 D.O.B. BUILDING PERMIT FILING | 03/22/2013 || 2 |  |  |
3		
4		
5		
6		
7		
8		
9		
10		
11		
12		
13		
14		
15		
16		
17		
18		
19		
20		
21		
22		
23		
24		
25		
26		
27		
28		
29		
30		
31		
32		
33		
34		
35		
36		
37		
38		
39		
40		
41		
42		
43		
44		
45		
46		
47		
48		
49		
50		
51		
52		
53		
54		
55		
56		
57		
58		
59		
60		
61		
62		
63		
64		
65		
66		
67		
68		
69		
70		
71		
72		
73		
74		
75		
76		
77		
78		
79		
80		
81		
82		
83		
84		
85		
86		
87		
88		
89		
90		
91		
92		
93		
94		
95		
96		
97		
98		
99		
100		

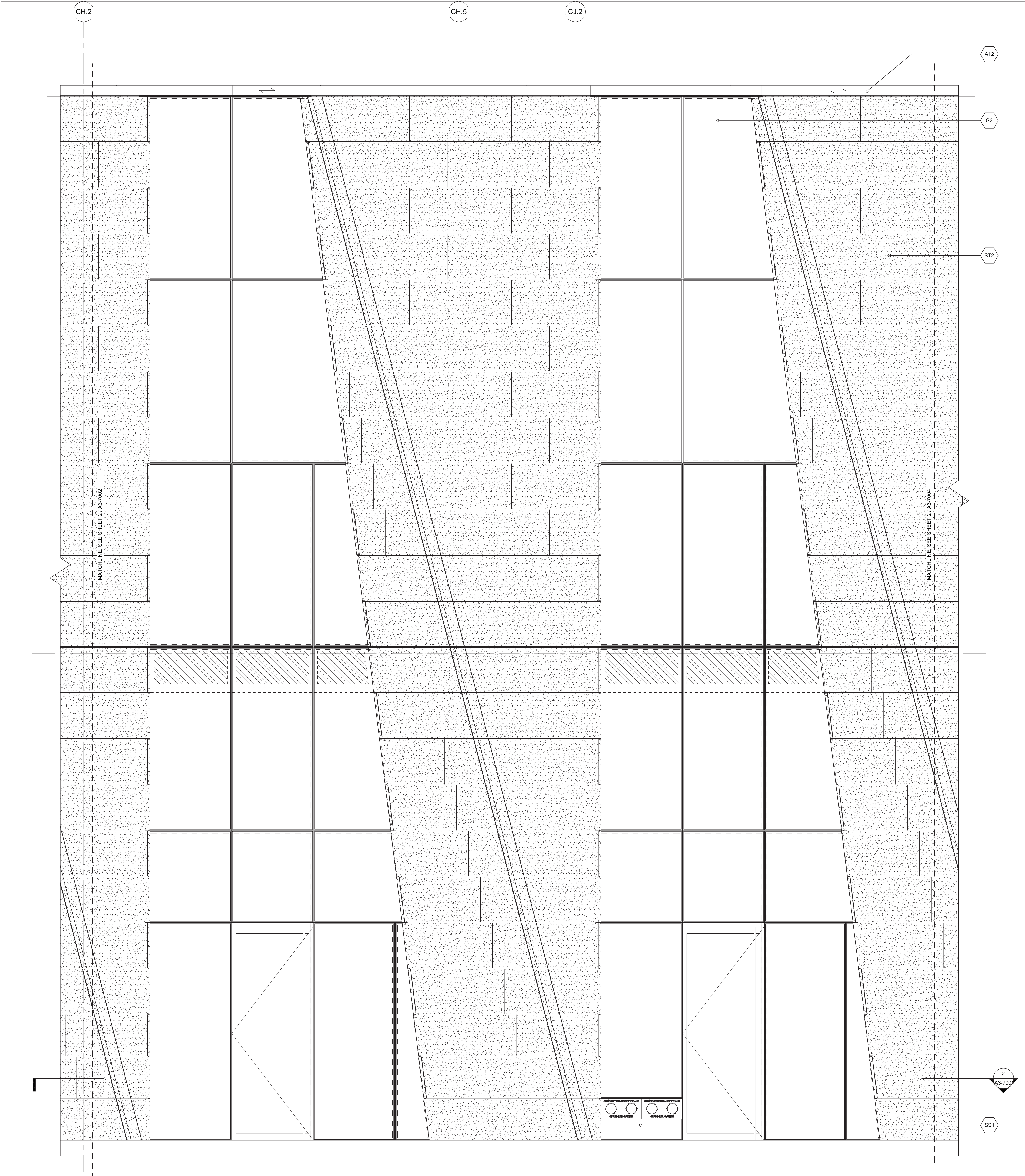
1 D.O.B. BUILDING PERMIT FILING | 03/22/2013 || 2 |  |  |
3		
4		
5		
6		
7		
8		
9		
10		
11		
12		
13		
14		
15		
16		
17		
18		
19		
20		
21		
22		
23		
24		
25		
26		
27		
28		
29		
30		
31		
32		
33		
34		
35		
36		
37		
38		
39		
40		
41		
42		
43		
44		
45		
46		
47		
48		
49		
50		
51		
52		
53		
54		
55		
56		
57		
58		
59		
60		
61		
62		
63		
64		
65		
66		
67		
68		
69		
70		
71		
72		
73		
74		
75		
76		
77		
78		
79		
80		
81		
82		
83		
84		
85		
86		
87		
88		
89		
90		
91		
92		
93		
94		
95		
96		
97		
98		
99		
100		

1 D.O.B. BUILDING PERMIT FILING | 03/22/2013 || 2 |  |  |
3		
4		
5		
6		
7		
8		
9		
10		
11		
12		
13		
14		
15		
16		
17		
18		
19		
20		
21		
22		
23		
24		
25		
26		
27		
28		
29		
30		
31		
32		
33		
34		
35		
36		
37		
38		
39		
40		
41		
42		
43		
44		
45		
46		
47		
48		
49		
50		
51		
52		
53		
54		
55		
56		
57		
58		
59		
60		
61		
62		
63		
64		
65		
66		
67		
68		
69		
70		
71		
72		
73		
74		
75		
76		
77		
78		
79		
80		
81		
82		
83		
84		
85		
86		
87		
88		
89		
90		
91		
92		
93		
94		
95		
96		
97		
98		
99		
100		

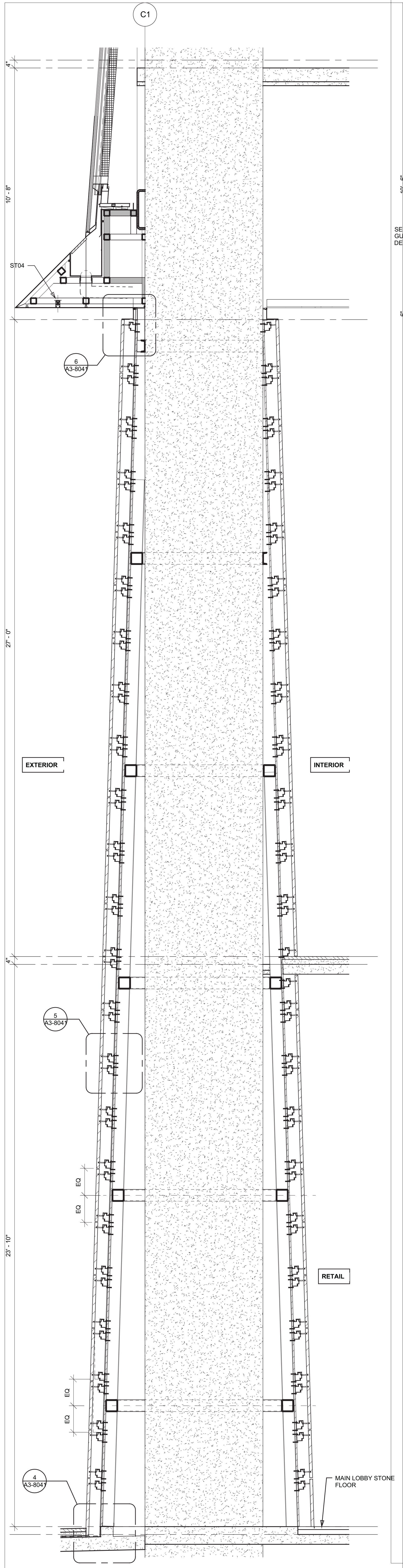
1 D.O.B. BUILDING PERMIT FILING | 03/22/2013 || 2 |  |  |
3		
4		
5		
6		
7		
8		
9		
10		
11		
12		
13		
14		
15		
16		
17		
18		
19		
20		
21		
22		
23		
24		
25		
26		
27		
28		
29		
30		
31		
32		
33		
34		
35		
36		
37		
38		
39		
40		
41		
42		
43		
44		
45		
46		
47		
48		
49		
50		
51		
52		
53		
54		
55		
56		
57		
58		
59		
60		
61		
62		
63		
64		
65		
66		
67		
68		
69		
70		
71		
72		
73		
74		
75		
76		
77		
78		
79		
80		
81		
82		
83		
84		
85		
86		
87		
88		
89		
90		
91		
92		



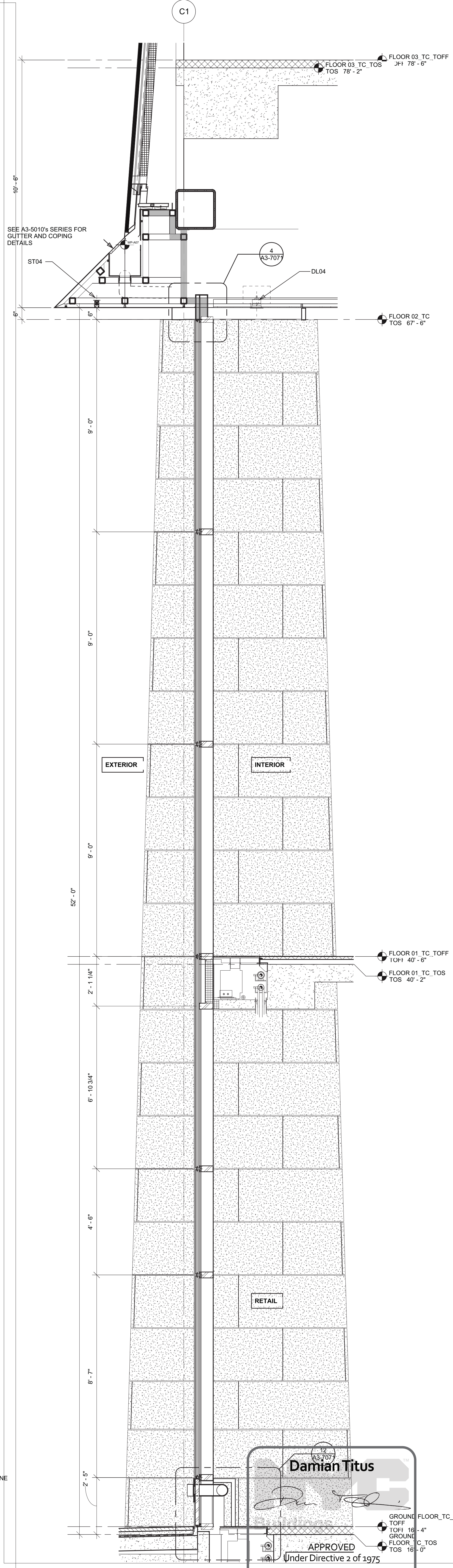
Filename: P:\Projects\1776\_WestSideYardsDrawings\CAD\Sheet\TC00d\_Permi\_Serv\_Sheets\HETE-A3-7003.dwg Plotted by: Matt Gregory Plot Time: 3/21/2013 4:44 PM



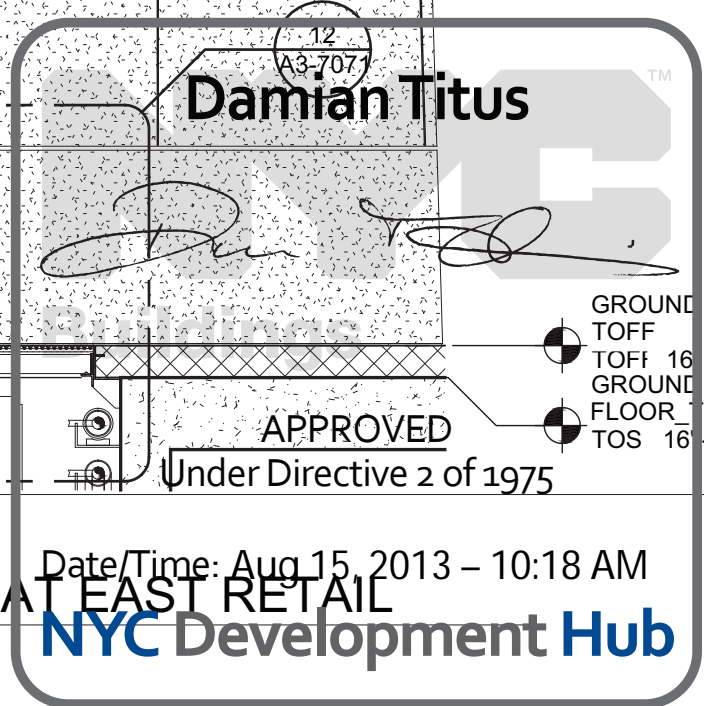
3 ENLARGED EAST ELEVATION AT RETAIL STOREFRONT  
SCALE: 1/2" = 1'-0"



2 ENLARGED SECTION AT COLUMN ENCLOSURE  
SCALE: 1/2" = 1'-0"



1 ENLARGED SECTION AT EAST RETAIL  
SCALE: 1/2" = 1'-0"



## HUDSON YARDS - TOWER C

Address  
501 WEST 30TH STREET  
NEW YORK, NY



Client  
Related Companies  
60 Columbus Circle  
New York, NY 10023  
Tel: 212.801.1000 Fax: 212.801.1048

Oxford Properties Group  
320 Park Avenue, 17th Floor  
New York, NY 10022  
Tel: 212.866.7514 Fax: 212.986.7510

Construction Manager  
Fishman Construction Corporation  
100 Park Avenue, 5th Floor  
New York, NY 10017  
Tel: 212.708.5000

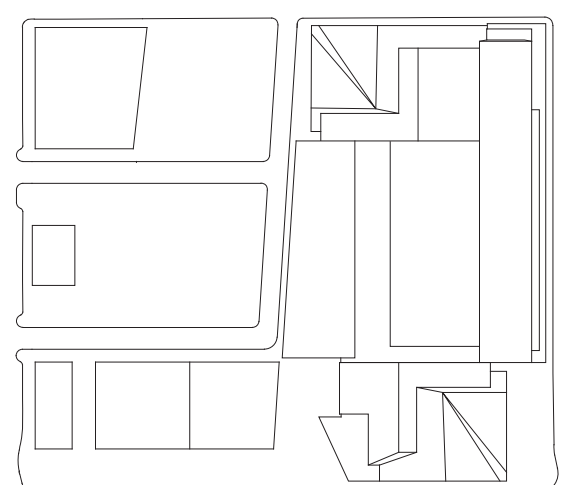
Architect  
Kohn Pedersen Fox Associates PC  
Architects & Planning Consultants  
11 West 42nd Street  
New York, NY 10036  
Tel: 212.977.6500 Fax: 212.956.2526

Structural Engineer  
Thornton Tomasetti, Inc.  
51 Madison Avenue  
New York, NY 10010  
Tel: 917.661.7800 Fax: 917.661.7801

Mechanical, Electrical, Plumbing, Fire Protection  
Jaros Baum & Bolles Consulting Engineers  
80 Pine Street  
New York, NY 10013  
Tel: 212.530.9300 Fax: 212.269.5894

1 D.O.B. BUILDING PERMIT FILING 03/22/2013  
Date Issue Date

Any Plans



Date:

03/22/2013

Project No:

1776.10

Sheet No:

HYE-TC-A3-7003

Drawing Title

ENLARGED ELEVATIONS & SECTIONS @ EAST STOREFRONT

Project Name:

A3-7003

Architect/Engineer:

A-355.00

SHEET 156 OF 239

© 2013 KOHN PEDERSEN FOX ASSOCIATES P.C. All rights reserved.



HUDSON YARDS -  
TOWER C

Address  
501 WEST 30TH STREET  
NEW YORK, NY



Client  
Related Companies  
60 Columbus Circle  
New York, NY 10023  
Tel: 212.801.1000 Fax: 212.801.1048

Oxford Properties Group  
320 Park Avenue, 17th Floor  
New York, NY 10022  
Tel: 212.866.7514 Fax: 212.986.7510

Construction Manager  
Tishman Construction Corporation  
100 Park Avenue, 5th Floor  
New York, NY 10017  
Tel: 212.708.5600

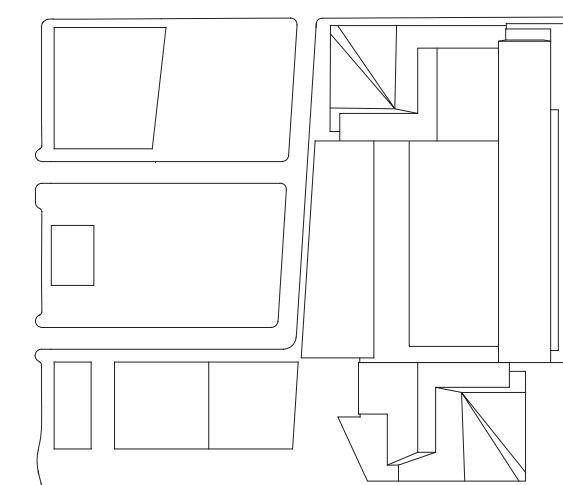
Architect  
Kohn Pedersen Fox Associates PC  
Architects & Planning Consultants  
11 West 42nd Street  
New York, NY 10036  
Tel: 212.977.6500 Fax: 212.956.2526

Structural Engineer  
Thornton Tomasetti, Inc.  
51 Madison Avenue  
New York, NY 10010  
Tel: 917.661.7800 Fax: 917.661.7801

Mechanical, Electrical, Plumbing, Fire Protection  
Jaros Baum & Bolles Consulting Engineers  
80 Pine Street  
New York, NY 10013  
Tel: 212.530.9300 Fax: 212.269.5894

1	D.O.B. BUILDING PERMIT FILING	03/22/2013
By	Date	Date

Any Plan



Date:  
03/22/2013

Project No:  
1776.10

Drawn By:  
[Signature]

Sheet Number:  
[Signature]

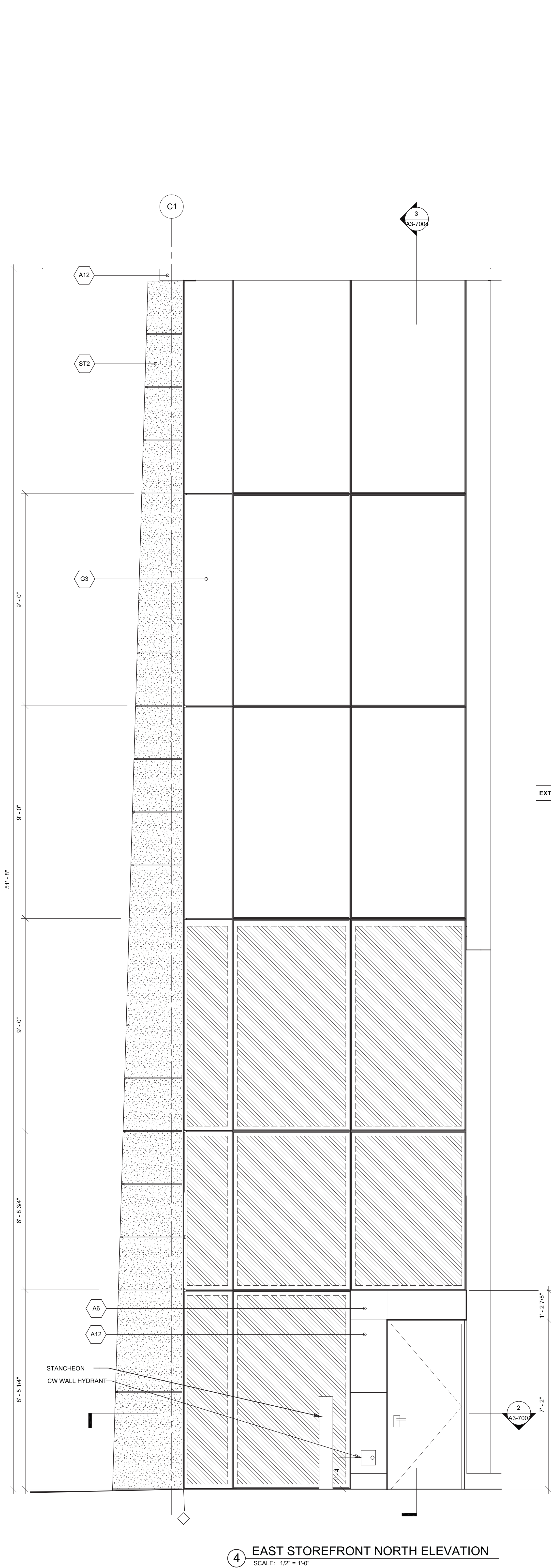
HYE-TC-A3-7004

Issued Title

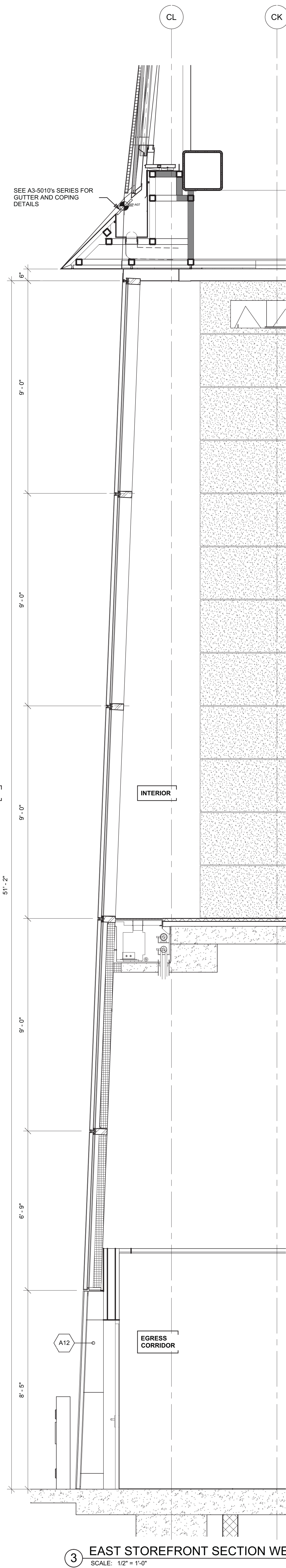
ENLARGED ELEVATIONS  
& SECTIONS

Project Number:  
A3-7004

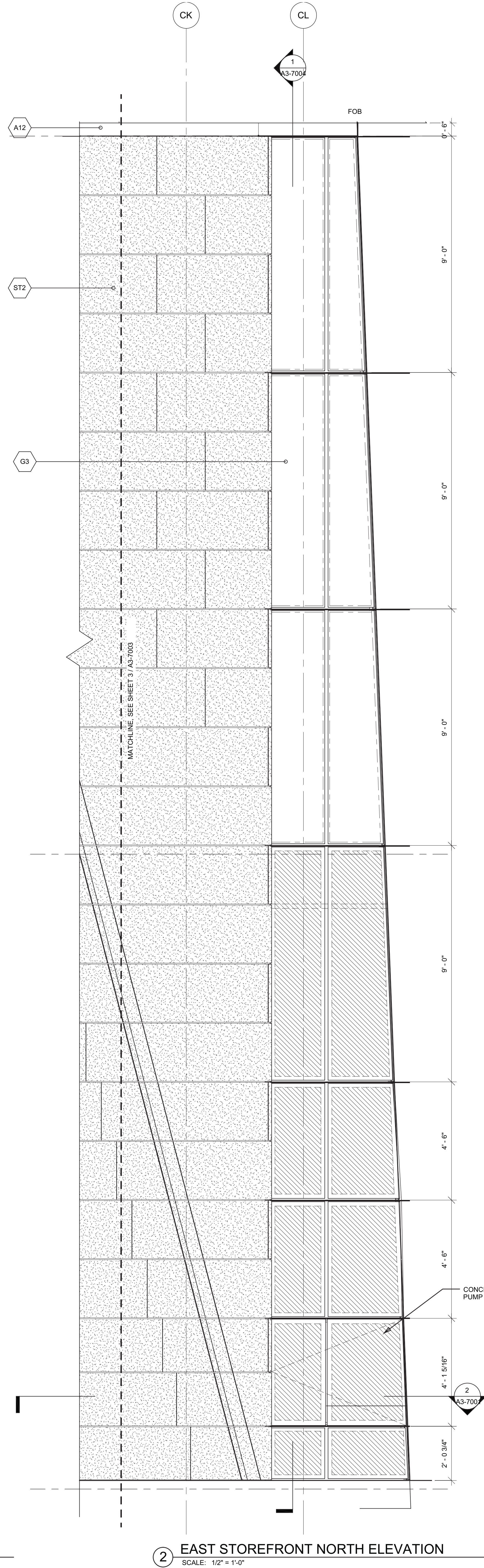
Project Name:  
A-356.00



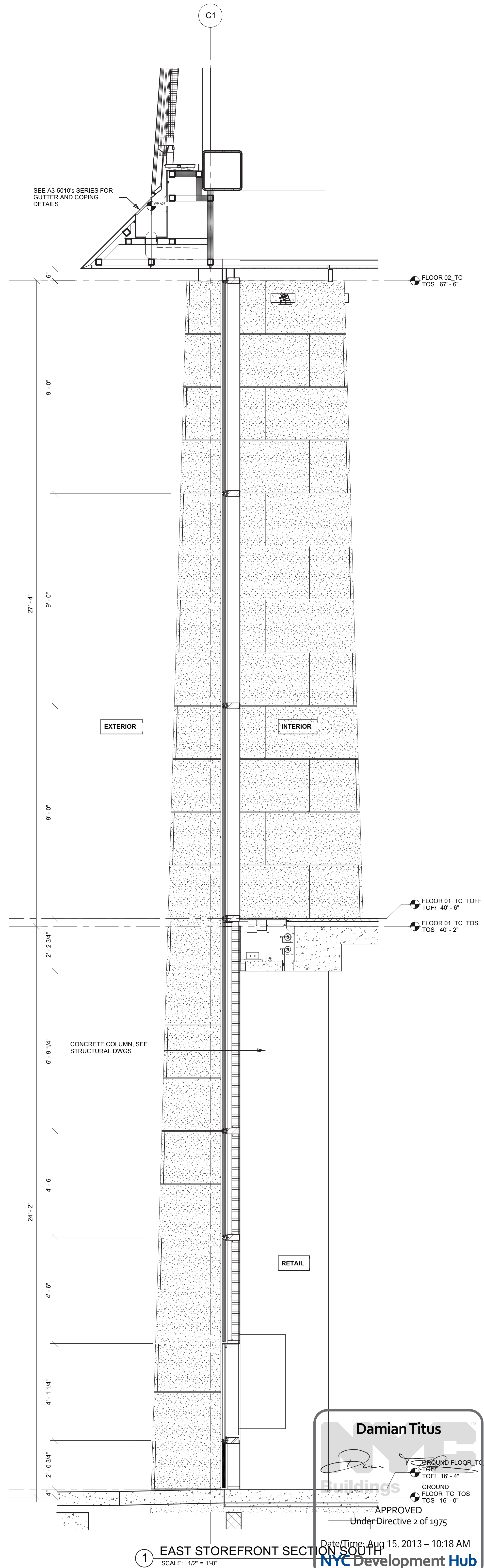
④ EAST STOREFRONT NORTH ELEVATION  
SCALE: 1/2" = 1'-0"



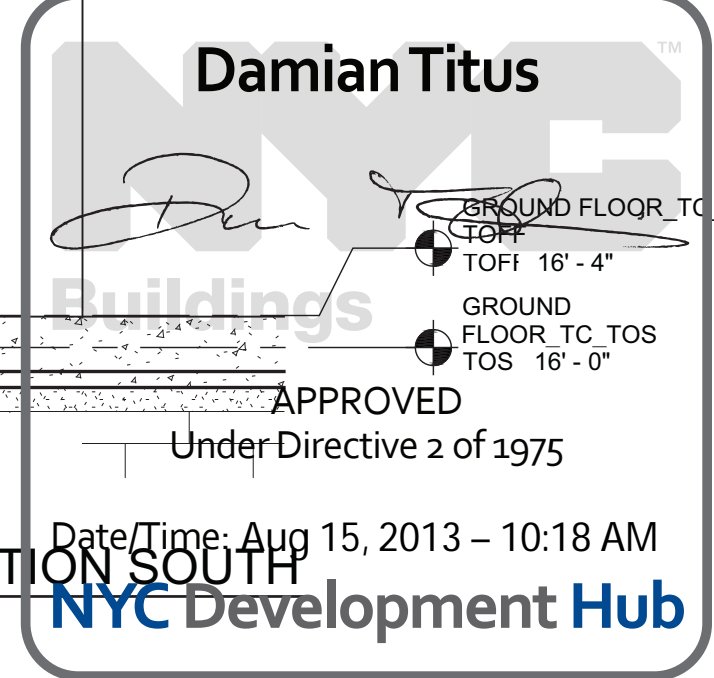
③ EAST STOREFRONT SECTION WEST  
SCALE: 1/2" = 1'-0"



② EAST STOREFRONT NORTH ELEVATION  
SCALE: 1/2" = 1'-0"



① EAST STOREFRONT SECTION SOUTH  
SCALE: 1/2" = 1'-0"





HUDSON YARDS -  
TOWER C

Address  
501 WEST 30TH STREET  
NEW YORK, NY

Client  
Related Companies  
60 Columbus Circle  
New York, NY 10023  
Tel: 212.801.1000 Fax: 212.801.1048

Oxford Properties Group  
320 Park Avenue, 17th Floor  
New York, NY 10022  
Tel: 212.866.7514 Fax: 212.986.7510

Construction Manager  
Tishman Construction Corporation  
100 Park Avenue, 5th Floor  
New York, NY 10017  
Tel: 212.708.5600

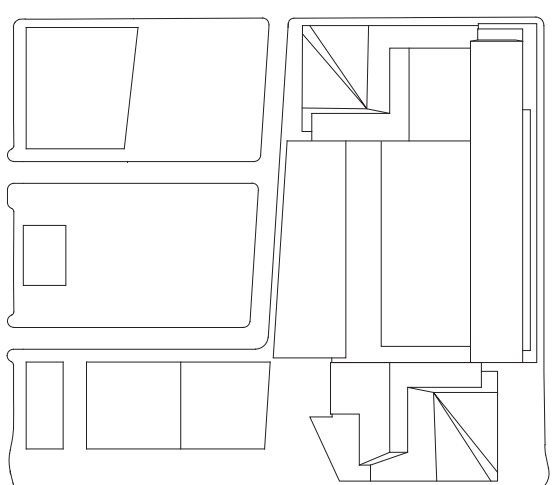
Architect  
Kohn Pedersen Fox Associates PC  
Architects & Planning Consultants  
11 West 42nd Street  
New York, NY 10036  
Tel: 212.977.6500 Fax: 212.956.2526

Structural Engineer  
Thornton Tomasetti, Inc.  
51 Madison Avenue  
New York, NY 10010  
Tel: 917.661.7800 Fax: 917.661.7801

Mechanical, Electrical, Plumbing, Fire Protection  
Jaros Baum & Bolles Consulting Engineers  
80 Pine Street  
New York, NY 10013  
Tel: 212.530.9300 Fax: 212.269.5894

1 D.O.B. BUILDING PERMIT FILING 03/22/2013  
By Date Issued Date

Key Plan



Date:

03/22/2013

Project No.:

1776.10

Drawn By:

Sheet Number:

Drawing Title:

HYE-TC-A3-7011

WEST STOREFRONT PLANS

Drawing Number:

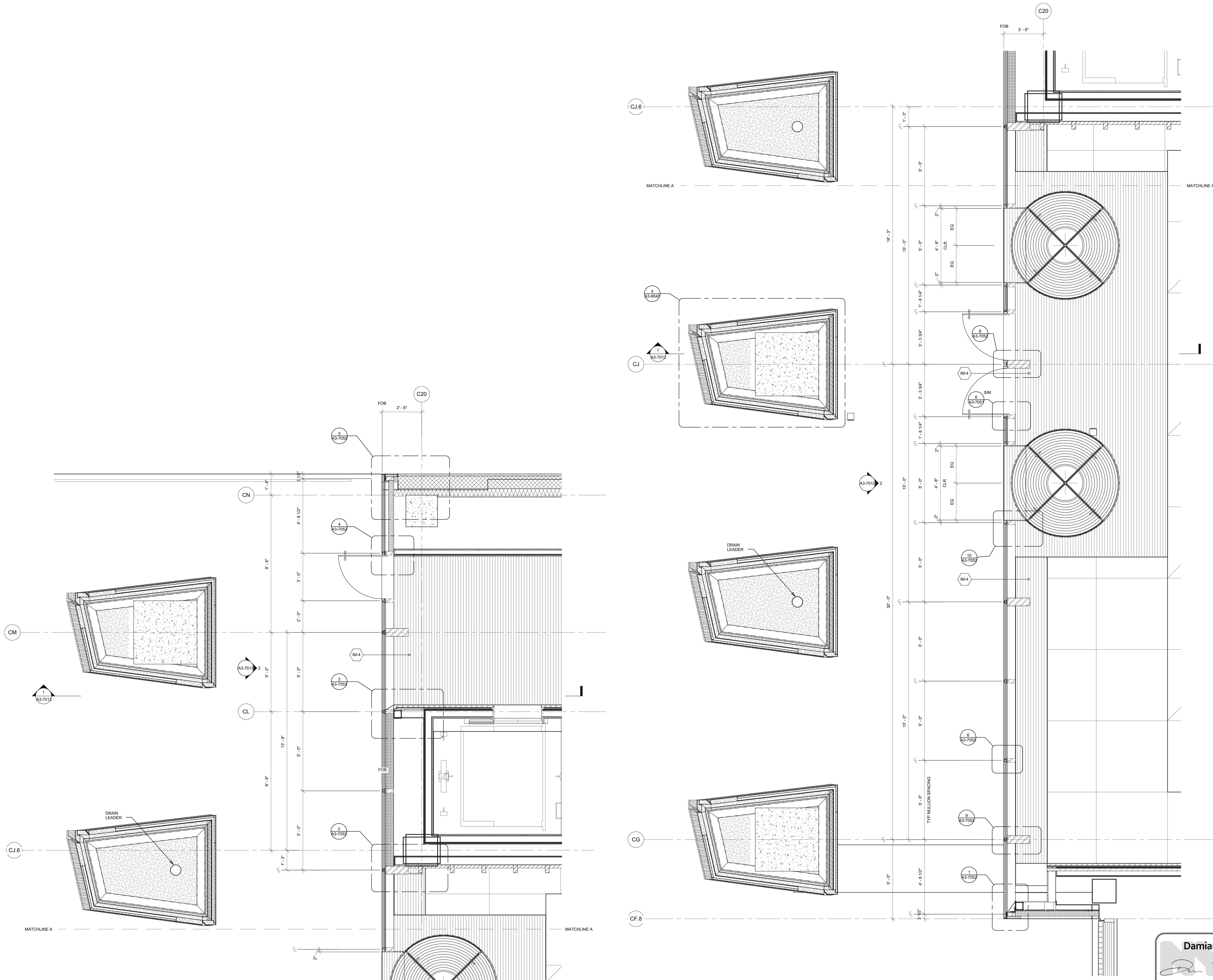
A3-7011

Architect/Engineer Number:

A-357.00

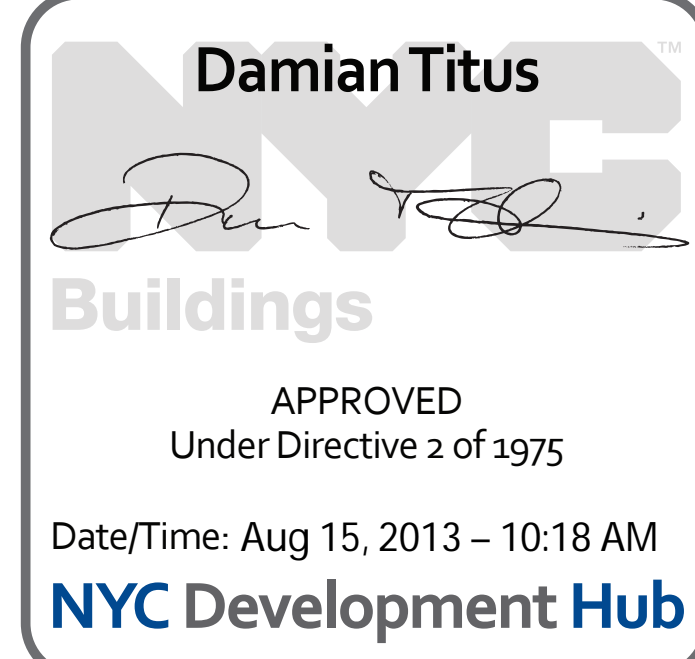
SHEET 158 OF 239

© 2013 KOHN PEDERSEN FOX ASSOCIATES P.C. All rights reserved.



2 PARTIAL PLAN - WEST STORE FRONT  
SCALE: 1/2" = 1'-0"

1 PARTIAL PLAN - WEST STOREFRONT  
SCALE: 1/2" = 1'-0"













HUDSON YARDS -  
TOWER C

Address  
501 WEST 30TH STREET  
NEW YORK, NY



Client  
Related Companies  
60 Columbus Circle  
New York, NY 10023  
Tel: 212.801.1000 Fax: 212.801.1048

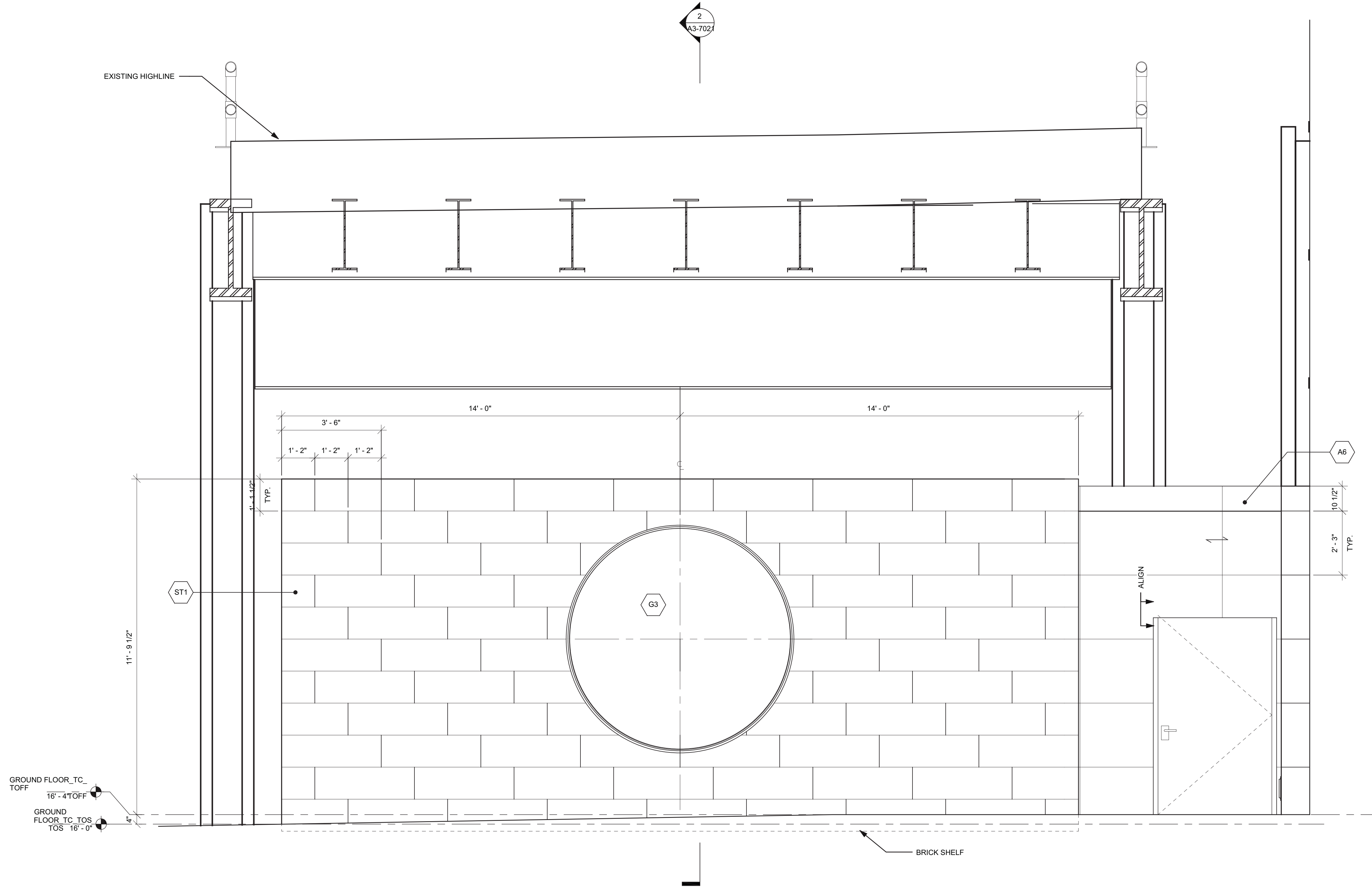
Oxford Properties Group  
320 Park Avenue, 17th Floor  
New York, NY 10022  
Tel: 212.866.7514 Fax: 212.986.7510

Construction Manager  
Tishman Construction Corporation  
100 Park Avenue, 5th Floor  
New York, NY 10017  
Tel: 212.708.5600

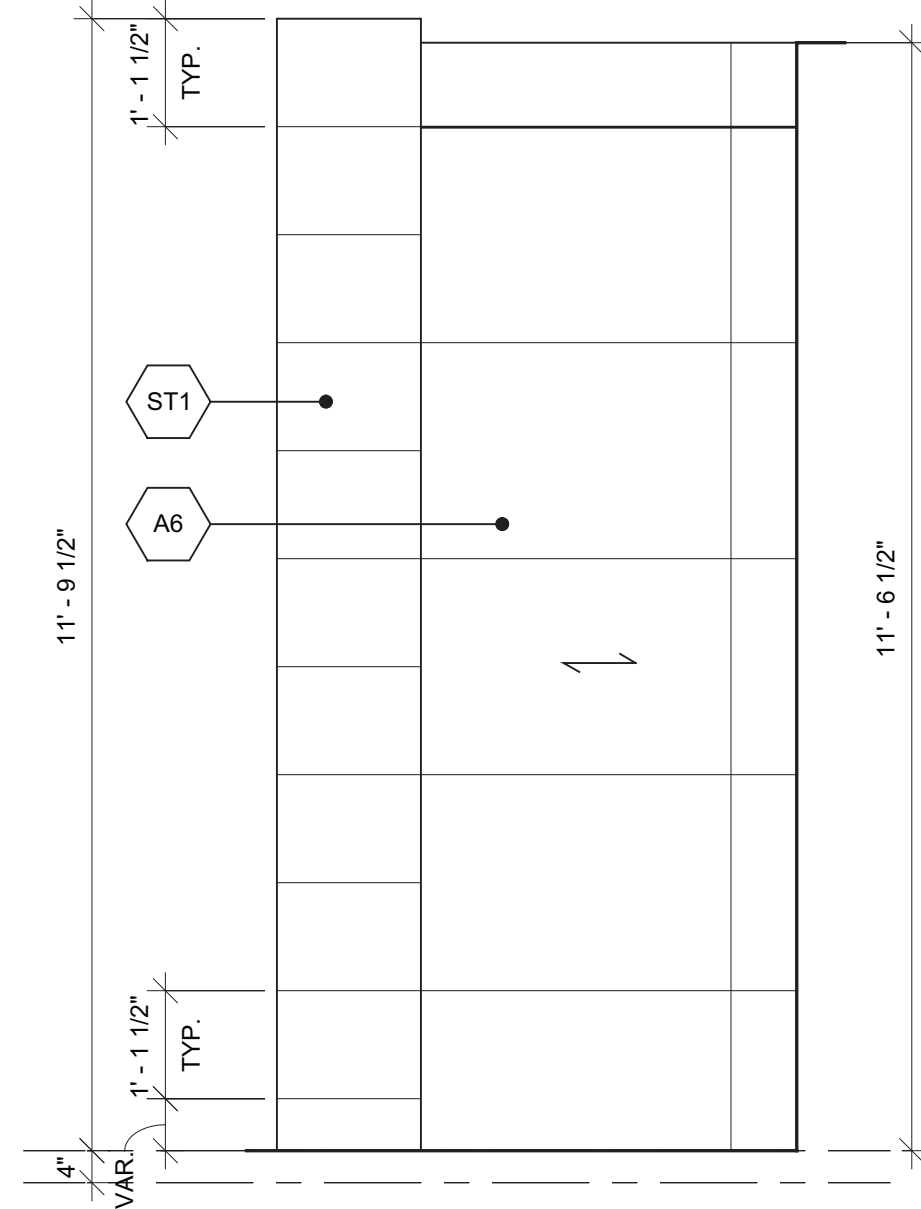
Architect  
Kohn Pedersen Fox Associates PC  
Architects & Planning Consultants  
11 West 42nd Street  
New York, NY 10036  
Tel: 212.977.6500 Fax: 212.956.2526

Structural Engineer  
Thornton Tomasetti, Inc.  
51 Madison Avenue  
New York, NY 10010  
Tel: 917.661.7800 Fax: 917.661.7801

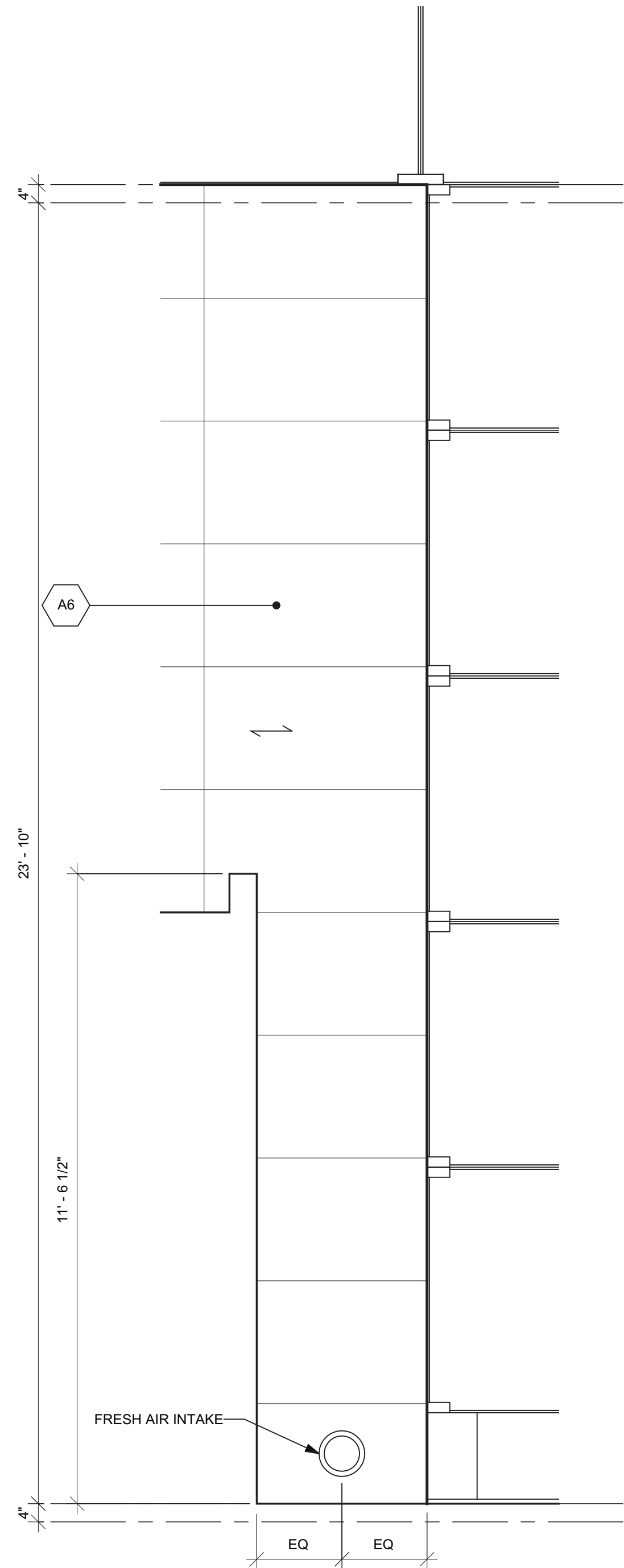
Mechanical, Electrical, Plumbing, Fire Protection  
Jaros Baum & Bolles Consulting Engineers  
80 Pine Street  
New York, NY 10013  
Tel: 212.530.9300 Fax: 212.269.5894



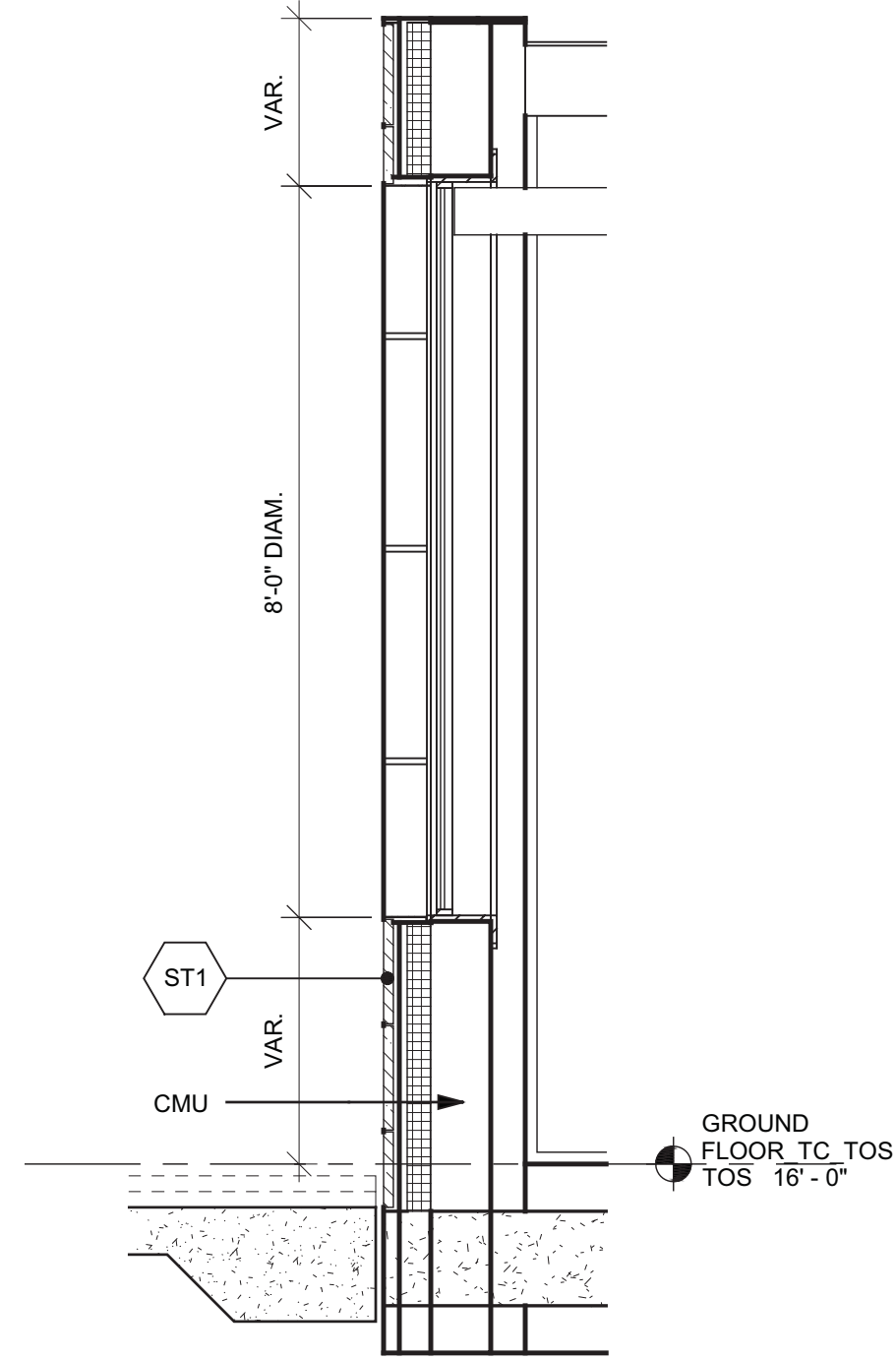
5 PARTIAL ELEVATION EAST RETAIL  
SCALE: 1/2" = 1'-0"



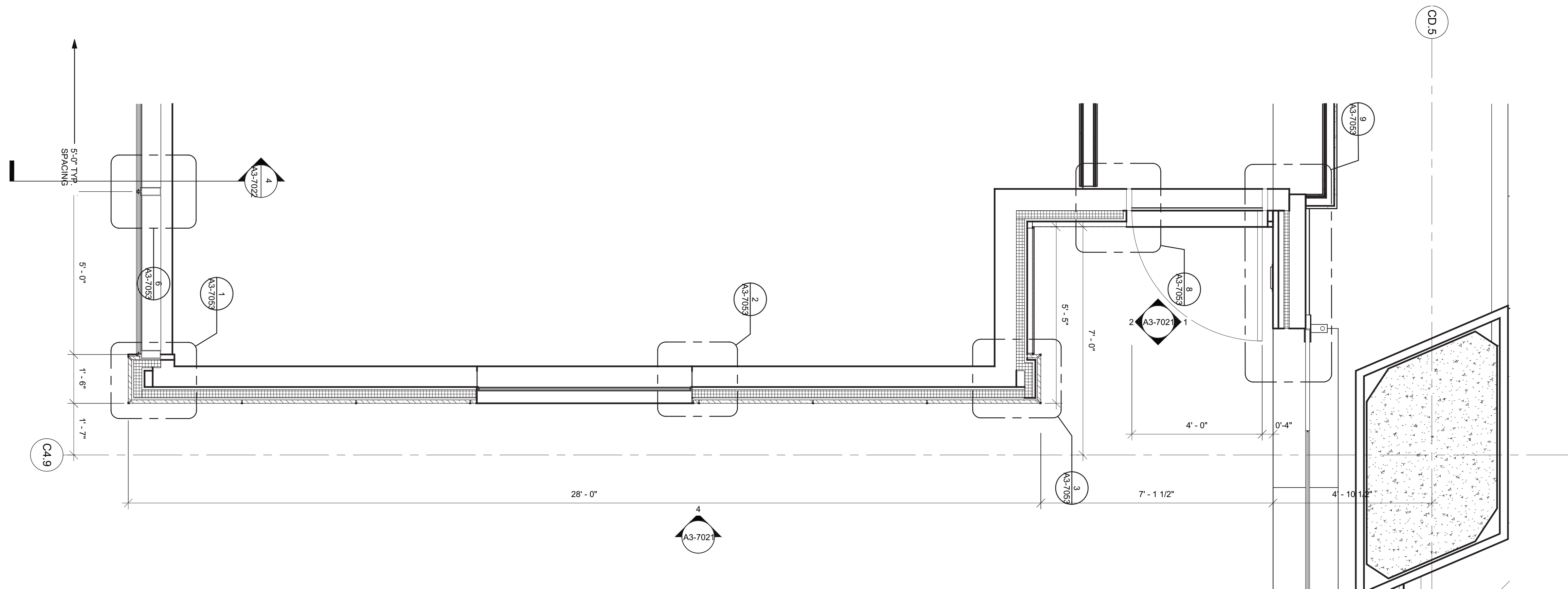
4 PARTIAL N. ELEVATION AT EGRESS  
SCALE: 1/2" = 1'-0"



3 PARTIAL S. ELEVATION AT EGRESS  
SCALE: 1/2" = 1'-0"



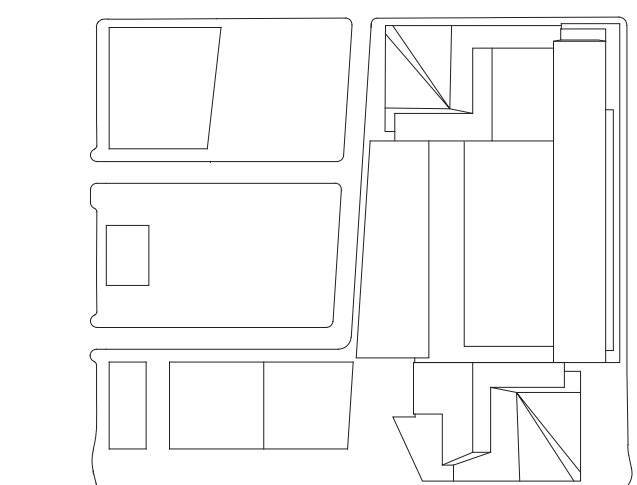
2 PARTIAL SECTION AT RETAIL  
SCALE: 1/2" = 1'-0"



1 RETAIL STOREFRONT PLAN  
SCALE: 1/2" = 1'-0"

1	D.O.B. BUILDING PERMIT FILING	03/22/2013
No.	Date	Date

Key Plan



Date: 03/22/2013  
Project No: 1776.10  
Drawn By: [Signature]  
Sheet Number: [Signature]

HYE-TC-A3-7021

RETAIL STOREFRONT

Project Number: A3-7021  
Project Name: A-360.00

DATE: Aug 15, 2013 - 10:18 AM

DATE: Aug 15, 2013 - 10:18 AM

DATE: Aug 15, 2013 - 10:18 AM

DATE: Aug 15, 2013 - 10:18 AM

DATE: Aug 15, 2013 - 10:18 AM

DATE: Aug 15, 2013 - 10:18 AM

DATE: Aug 15, 2013 - 10:18 AM

DATE: Aug 15, 2013 - 10:18 AM

DATE: Aug 15, 2013 - 10:18 AM

DATE: Aug 15, 2013 - 10:18 AM

DATE: Aug 15, 2013 - 10:18 AM

DATE: Aug 15, 2013 - 10:18 AM

DATE: Aug 15, 2013 - 10:18 AM

DATE: Aug 15, 2013 - 10:18 AM

DATE: Aug 15, 2013 - 10:18 AM

DATE: Aug 15, 2013 - 10:18 AM

DATE: Aug 15, 2013 - 10:18 AM

DATE: Aug 15, 2013 - 10:18 AM

DATE: Aug 15, 2013 - 10:18 AM

DATE: Aug 15, 2013 - 10:18 AM

DATE: Aug 15, 2013 - 10:18 AM

DATE: Aug 15, 2013 - 10:18 AM

DATE: Aug 15, 2013 - 10:18 AM

DATE: Aug 15, 2013 - 10:18 AM

DATE: Aug 15, 2013 - 10:18 AM

DATE: Aug 15, 2013 - 10:18 AM

DATE: Aug 15, 2013 - 10:18 AM

DATE: Aug 15, 2013 - 10:18 AM

DATE: Aug 15, 2013 - 10:18 AM

DATE: Aug 15, 2013 - 10:18 AM

DATE: Aug 15, 2013 - 10:18 AM

DATE: Aug 15, 2013 - 10:18 AM

DATE: Aug 15, 2013 - 10:18 AM

DATE: Aug 15, 2013 - 10:18 AM

DATE: Aug 15, 2013 - 10:18 AM

DATE: Aug 15, 2013 - 10:18 AM

DATE: Aug 15, 2013 - 10:18 AM

DATE: Aug 15, 2013 - 10:18 AM

DATE: Aug 15, 2013 - 10:18 AM

DATE: Aug 15, 2013 - 10:18 AM

DATE: Aug 15, 2013 - 10:18 AM

DATE: Aug 15, 2013 - 10:18 AM

DATE: Aug 15, 2013 - 10:18 AM

DATE: Aug 15, 2013 - 10:18 AM

DATE: Aug 15, 2013 - 10:18 AM

DATE: Aug 15, 2013 - 10:18 AM

DATE: Aug 15, 2013 - 10:18 AM

DATE: Aug 15, 2013 - 10:18 AM

DATE: Aug 15, 2013 - 10:18 AM

DATE: Aug 15, 2013 - 10:18 AM

DATE: Aug 15, 2013 - 10:18 AM

DATE: Aug 15, 2013 - 10:18 AM

DATE: Aug 15, 2013 - 10:18 AM

DATE: Aug 15, 2013 - 10:18 AM

DATE: Aug 15, 2013 - 10:18 AM

DATE: Aug 15, 2013 - 10:18 AM

DATE: Aug 15, 2013 - 10:18 AM

DATE: Aug 15, 2013 - 10:18 AM

DATE: Aug 15, 2013 - 10:18 AM

DATE: Aug 15, 2013 - 10:18 AM

DATE: Aug 15, 2013 - 10:18 AM

DATE: Aug 15, 2013 - 10:18 AM

DATE: Aug 15, 2013 - 10:18 AM

DATE: Aug 15, 2013 - 10:18 AM

DATE: Aug 15, 2013 - 10:18 AM

DATE: Aug 15, 2013 - 10:18 AM

DATE: Aug 15, 2013 - 10:18 AM

DATE: Aug 15, 2013 - 10:18 AM

DATE: Aug 15, 2013 - 10:18 AM

DATE: Aug 15, 2013 - 10:18 AM

DATE: Aug 15, 2013 - 10:18 AM

DATE: Aug 15, 2013 - 10:18 AM

DATE: Aug 15, 2013 - 10:18 AM

DATE: Aug 15, 2013 - 10:18 AM

DATE: Aug 15, 2013 - 10:18 AM

DATE: Aug 15, 2013 - 10:18 AM

DATE: Aug 15, 2013 - 10:18 AM

DATE: Aug 15, 2013 - 10:18 AM

DATE: Aug 15, 2013 - 10:18 AM

DATE: Aug 15, 2013 - 10:18 AM

DATE: Aug 15, 2013 - 10:18 AM

DATE: Aug 15, 2013 - 10:18 AM

DATE: Aug 15, 2013 - 10:18 AM

DATE: Aug 15, 2013 - 10:18 AM

DATE: Aug 15, 2013 - 10:18 AM

DATE: Aug 15, 2013 - 10:18 AM

DATE: Aug 15, 2013 - 10:18 AM

DATE: Aug 15, 2013 - 10:18 AM

DATE: Aug 15, 2013 - 10:18 AM

DATE: Aug 15, 2013 - 10:18 AM

DATE: Aug 15, 2013 - 10:18 AM

DATE: Aug 15, 2013 - 10:18 AM

DATE: Aug 15, 2013 - 10:18 AM

DATE: Aug 15, 2013 - 10:18 AM

DATE: Aug 15, 2013 - 10:18 AM

DATE: Aug 15, 2013 - 10:18 AM

DATE: Aug 15, 2013 - 10:18 AM

DATE: Aug 15, 2013 - 10:18 AM

DATE: Aug 15, 2013 - 10:18 AM

DATE: Aug 15, 2013 - 10:18 AM

DATE: Aug 15, 2013 - 10:18 AM

DATE: Aug 15, 2013 - 10:18 AM

DATE: Aug 15, 2013 - 10:18 AM

DATE: Aug 15, 2013 - 10:18 AM

DATE: Aug 15, 2013 - 10:18 AM

DATE: Aug 15, 2013 - 10:18 AM

DATE: Aug 15, 2013 - 10:18 AM

DATE: Aug 15, 2013 - 10:18 AM

DATE: Aug 15, 2013 - 10:18 AM

DATE: Aug 15, 2013 - 10:18 AM

DATE: Aug 15, 2013 - 10:18 AM

DATE: Aug 15, 2013 - 10:18 AM

DATE: Aug 15, 2013 - 10:18 AM

DATE: Aug 15, 2013 - 10:18 AM

DATE: Aug 15, 2013 - 10:18 AM

DATE: Aug 15, 2013 - 10:18 AM

DATE: Aug 15, 2013 - 10:18 AM

DATE: Aug 15, 2013 - 10:18 AM

DATE: Aug 15, 2013 - 10:18 AM

DATE: Aug 15, 2013 - 10:18 AM

DATE: Aug 15, 2013 - 10:18 AM

DATE: Aug 15, 2013 - 10:18 AM

DATE: Aug 15, 2013 - 10:18 AM

DATE: Aug 15, 2013 - 10:18 AM

DATE: Aug 15, 2013 - 10:18 AM

DATE: Aug 15, 2013 - 10:18 AM

DATE: Aug 15, 2013 - 10:18 AM

DATE: Aug 15, 2013 - 10:18 AM

DATE: Aug 15, 2013 - 10:18 AM

DATE: Aug 15, 2013 - 10:18 AM

DATE: Aug 15, 2013 - 10:18 AM

DATE: Aug 15, 2013 - 10:18 AM

DATE: Aug 15, 2013 - 10:18 AM

DATE: Aug 15, 2013 - 10:18 AM

DATE: Aug 15, 2013 - 10:18 AM

DATE: Aug 15, 2013 - 10:18 AM

DATE: Aug 15, 2013 - 10:18 AM

DATE: Aug 15, 2013 - 10:18 AM

DATE: Aug 15, 2013 - 10:18 AM

DATE: Aug 15, 2013 - 10:18 AM

DATE: Aug 15, 2013 - 10:18 AM

DATE: Aug 15, 2013 - 10:18 AM

DATE: Aug 15, 2013 - 10:18 AM

DATE: Aug 15, 2013 - 10:18 AM

DATE: Aug 15, 2013 - 10:18 AM

DATE: Aug 15, 2013 - 10:18 AM

DATE: Aug 15, 2013 - 10:18 AM

DATE: Aug 15, 2013 - 10:18 AM

DATE: Aug 15, 2013 - 10:18 AM

DATE: Aug 15, 2013 - 10:18 AM

DATE: Aug 15, 2013 - 10:18 AM

DATE: Aug 15, 2013 - 10:18 AM

DATE: Aug 15, 2013 - 10:18 AM

DATE: Aug 15, 2013 - 10:18 AM

DATE: Aug 15, 2013 - 10:18 AM

DATE: Aug 15, 2013 - 10:18 AM

DATE: Aug 15, 2013 - 10:18 AM

DATE: Aug 15, 2013 - 10:18 AM

DATE: Aug 15, 2013 - 10:18 AM

DATE: Aug 15, 2013 - 10:18 AM

DATE: Aug 15, 2013 - 10:18 AM

DATE: Aug 15, 2013 - 10:18 AM

DATE: Aug 15, 2013 - 10:18 AM

DATE: Aug 15, 2013 - 10:18 AM

DATE: Aug 15, 2013 - 10:18 AM

DATE: Aug 15, 2013 - 10:18 AM

DATE: Aug 15, 2013 - 10:18 AM

DATE: Aug 15, 2013 - 10:18 AM

DATE: Aug 15, 2013 - 10:18 AM

DATE: Aug 15, 2013 - 10:18 AM

DATE: Aug 15, 2013 - 10:18 AM

DATE: Aug 15, 2013 - 10:18 AM

DATE: Aug 15, 2013 - 10:18 AM

DATE: Aug 15, 2013 - 10:18 AM

DATE: Aug 15, 2013 - 10:18 AM

DATE: Aug 15, 2013 - 10:18 AM

DATE: Aug 15, 2013 - 10:18 AM

DATE: Aug 15, 2013 - 10:18 AM

DATE: Aug 15, 2013 - 10:18 AM

DATE: Aug 15, 2013 - 10:18 AM

DATE: Aug 15, 2013 - 10:18 AM

DATE: Aug 15, 2013 - 10:18 AM

DATE: Aug 15, 2013 - 10:18 AM

DATE: Aug 15, 2013 - 10:18 AM

DATE: Aug 15, 2013 - 10:18 AM

DATE: Aug 15, 2013 - 10:18 AM

DATE: Aug 15, 2013 - 10:18 AM

DATE: Aug 15, 2013 - 10:18 AM

DATE: Aug 15, 2013 - 10:18 AM

DATE: Aug 15, 2013 - 10:18 AM

DATE: Aug 15, 2013 - 10:18 AM

DATE: Aug 15, 2013 - 10:18 AM

DATE: Aug 15, 2013 - 10:18 AM

DATE: Aug 15, 2013 - 10:18 AM

DATE



HUDSON YARDS -  
TOWER C

Address  
501 WEST 30TH STREET  
NEW YORK, NY



Client  
Related Companies  
60 Columbus Circle  
New York, NY 10023  
Tel: 212.801.1000 Fax: 212.801.1048

Oxford Properties Group  
320 Park Avenue, 17th Floor  
New York, NY 10022  
Tel: 212.986.7514 Fax: 212.986.7510

Construction Manager  
Tishman Construction Corporation  
100 Park Avenue, 5th Floor  
New York, NY 10017  
Tel: 212.708.5000

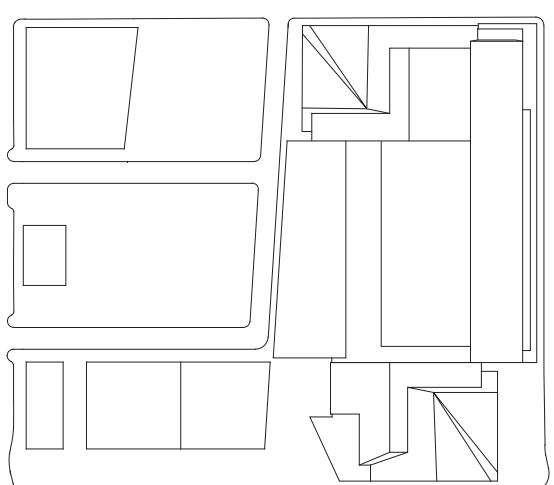
Architect  
Kohn Pedersen Fox Associates PC  
Architects & Planning Consultants  
11 West 42nd Street  
New York, NY 10036  
Tel: 212.977.6500 Fax: 212.956.2526

Structural Engineer  
Thornton Tomasetti, Inc.  
51 Madison Avenue  
New York, NY 10010  
Tel: 917.661.7800 Fax: 917.661.7801

Mechanical, Electrical, Plumbing, Fire Protection  
Jaros Baum & Bolles Consulting Engineers  
80 Pine Street  
New York, NY 10013  
Tel: 212.530.9300 Fax: 212.269.5894

1	D.O.B. BUILDING PERMIT FILING	03/22/2013
Rev	Date	Date

Key Plan



Date:  
03/22/2013  
Project No:  
1776.10  
Drawn By:  
Sheet Number:

HYE-TC-A3-7022

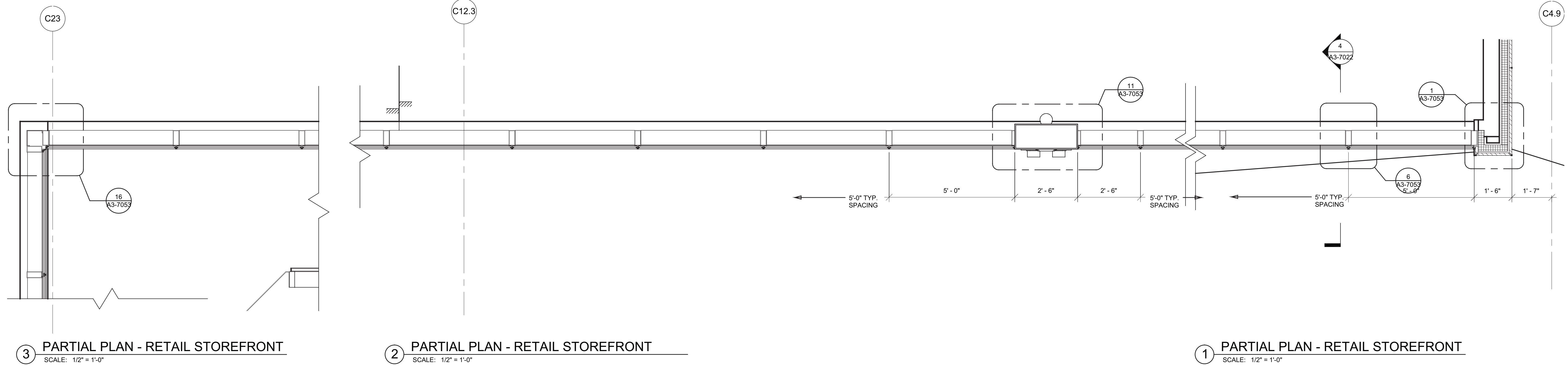
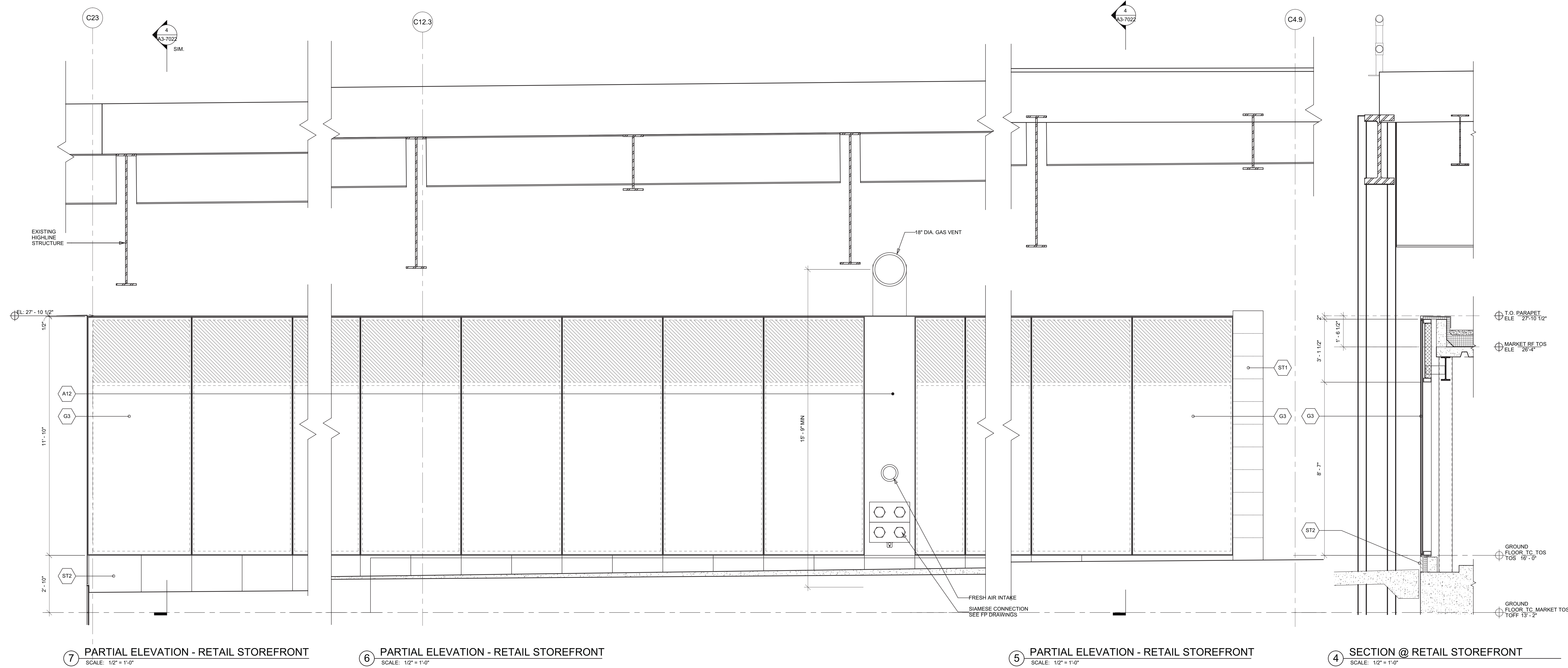
Drawing Title

RETAIL DETAILS

Drawing Number:  
A3-7022

Project Drawing Number:  
A-361.00

SHEET 162 OF 239





HUDSON YARDS -  
TOWER C

Address  
501 WEST 30TH STREET  
NEW YORK, NY



Client  
Related Companies  
60 Columbus Circle  
New York, NY 10023  
Tel: 212.801.1000 Fax: 212.801.1048

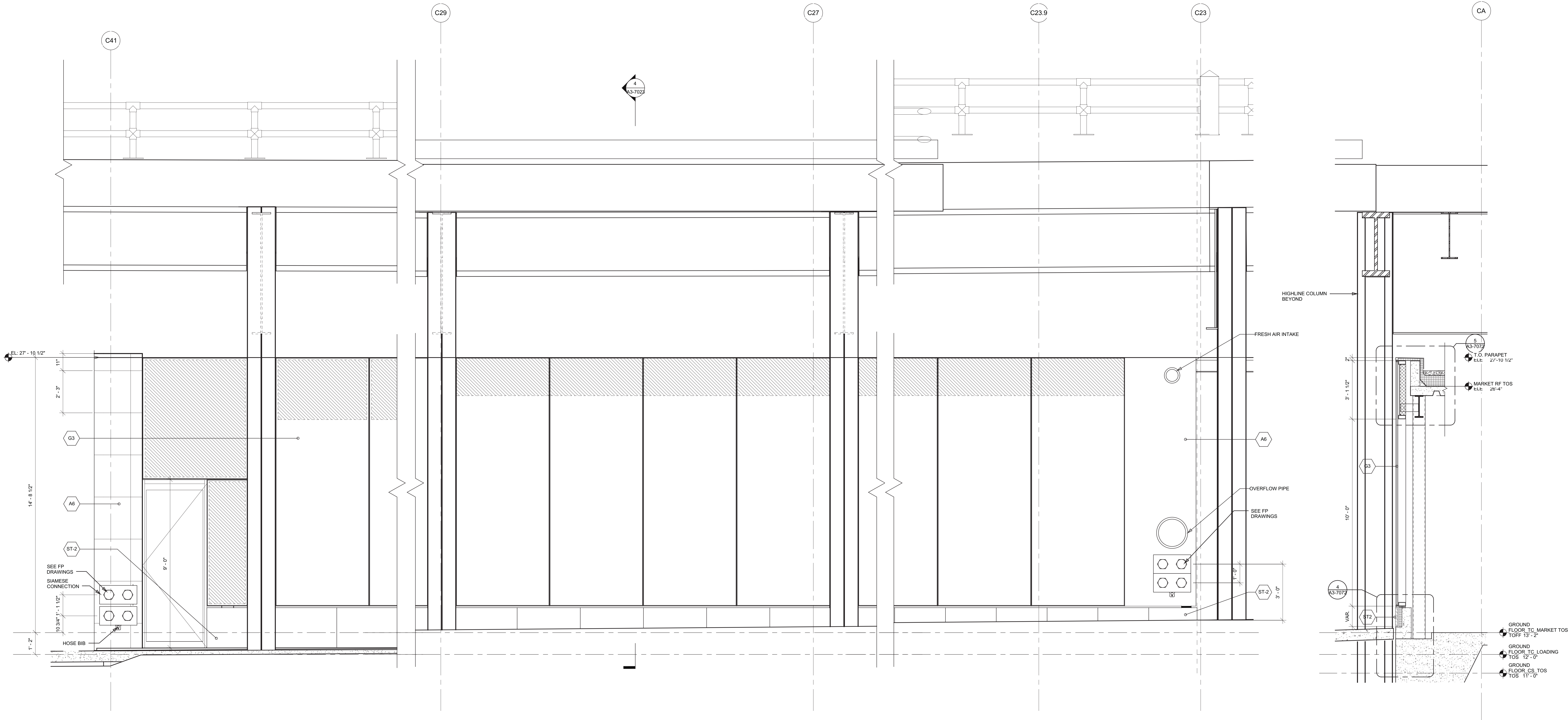
Oxford Properties Group  
320 Park Avenue, 17th Floor  
New York, NY 10022  
Tel: 212.986.7514 Fax: 212.986.7510

Construction Manager  
Tishman Construction Corporation  
100 Park Avenue, 5th Floor  
New York, NY 10017  
Tel: 212.708.5600

Architect  
Kohn Pedersen Fox Associates PC  
Architects & Planning Consultants  
11 West 42nd Street  
New York, NY 10036  
Tel: 212.977.6500 Fax: 212.956.2526

Structural Engineer  
Thornton Tomasetti, Inc.  
51 Madison Avenue  
New York, NY 10010  
Tel: 917.661.7800 Fax: 917.661.7801

Mechanical, Electrical, Plumbing, Fire Protection  
Jaros Baum & Bolles Consulting Engineers  
80 Pine Street  
New York, NY 10013  
Tel: 212.530.9300 Fax: 212.269.5894

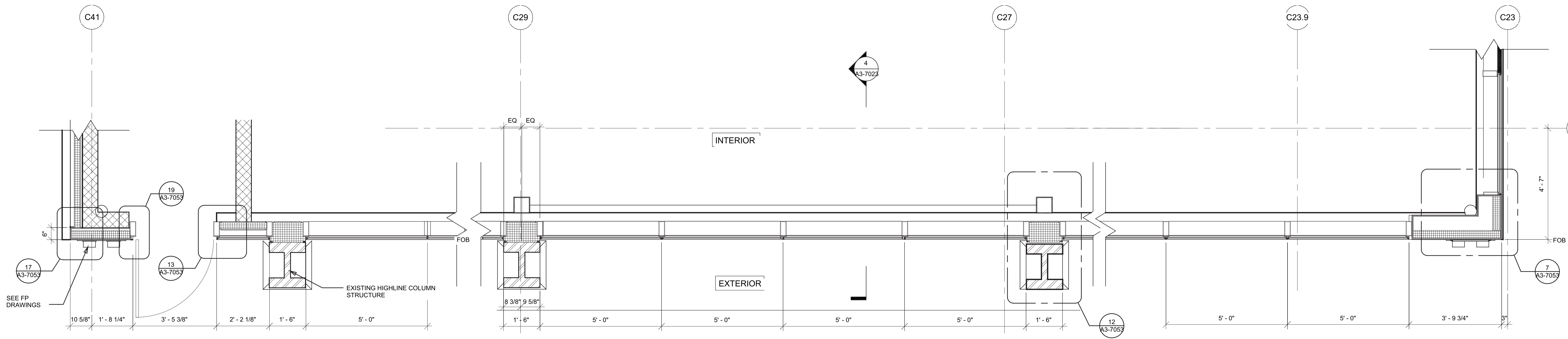


7 PARTIAL ELEVATION RETAIL STOREFRONT  
SCALE: 1/2" = 1'-0"

6 PARTIAL ELEVATION RETAIL STOREFRONT  
SCALE: 1/2" = 1'-0"

5 PARTIAL ELEVATION - RETAIL STOREFRONT  
SCALE: 1/2" = 1'-0"

4 SECTION @ 30TH STREET  
SCALE: 1/2" = 1'-0"



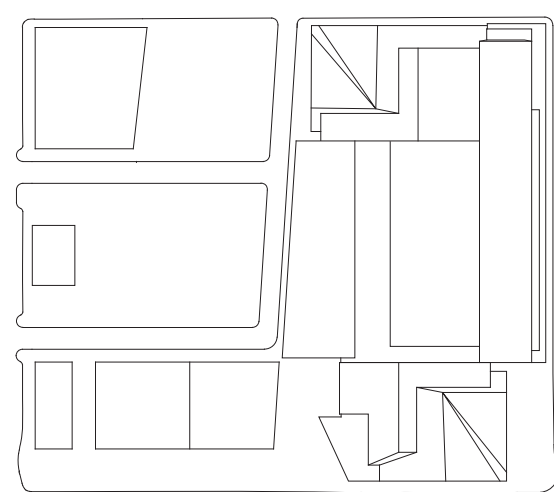
3 PARTIAL PLAN - RETAIL SOTREFRONT  
SCALE: 1/2" = 1'-0"

2 PARTIAL PLAN - RETAIL STOREFRONT  
SCALE: 1/2" = 1'-0"

1 PARTIAL PLAN - RETAIL STOREFRONT  
SCALE: 1/2" = 1'-0"

1	D.O.B. BUILDING PERMIT FILING	03/22/2013
Rev	Date	Date

Key Plan



Date:  
03/22/2013  
Project No:  
1776.10  
Drawn By:  
Sheet Number

HYE-TC-A3-7023

RETAIL STOREFRONT

Drawing Number:  
A3-7023

Project Name:  
A-362.00



HUDSON YARDS -  
TOWER C

Address  
501 WEST 30TH STREET  
NEW YORK, NY



Client  
Related Companies  
60 Columbus Circle  
New York, NY 10023  
Tel: 212.801.1000 Fax: 212.801.1048

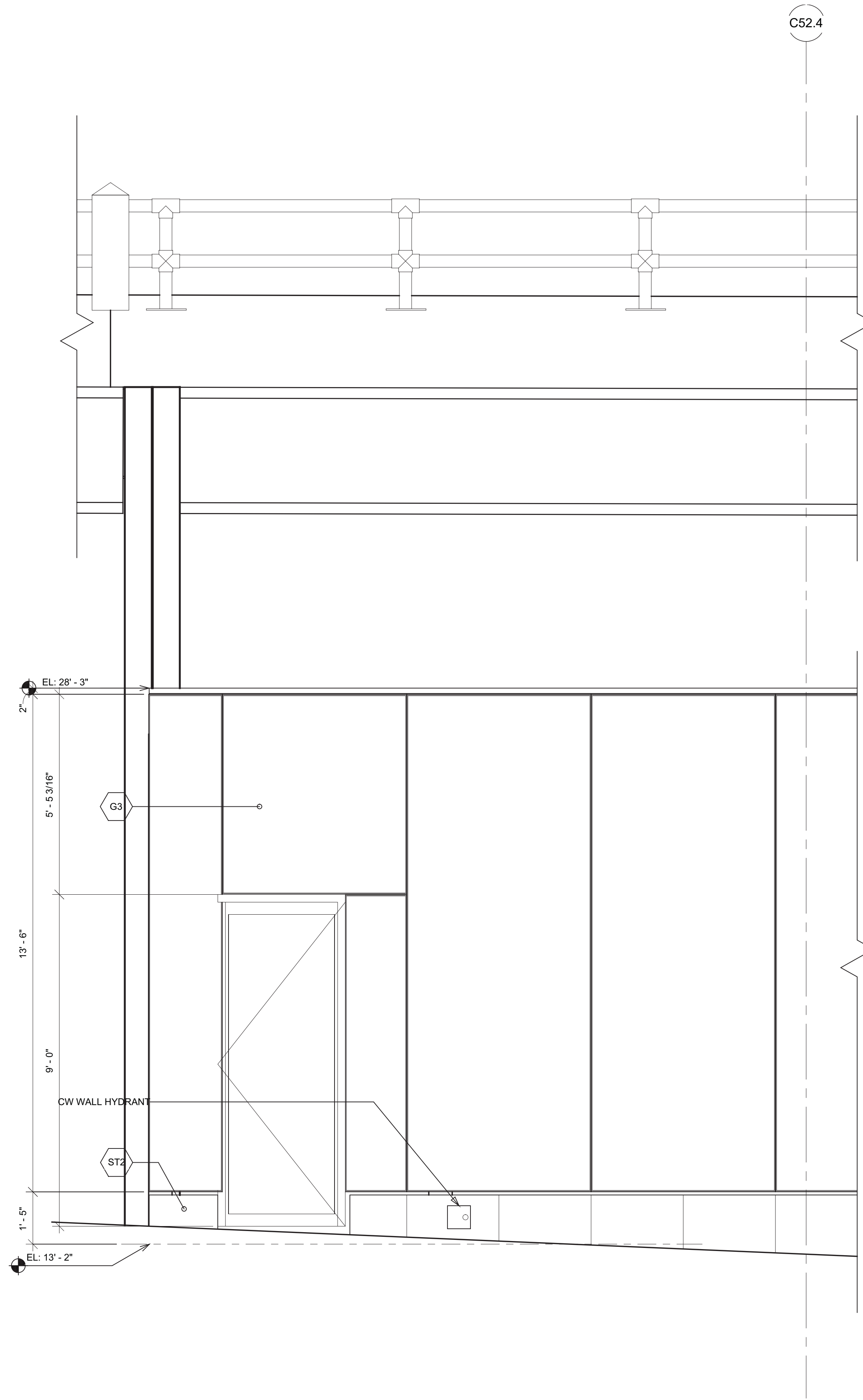
Oxford Properties Group  
320 Park Avenue, 17th Floor  
New York, NY 10022  
Tel: 212.986.7514 Fax: 212.986.7510

Construction Manager  
Tishman Construction Corporation  
100 Park Avenue, 5th Floor  
New York, NY 10017  
Tel: 212.708.5600

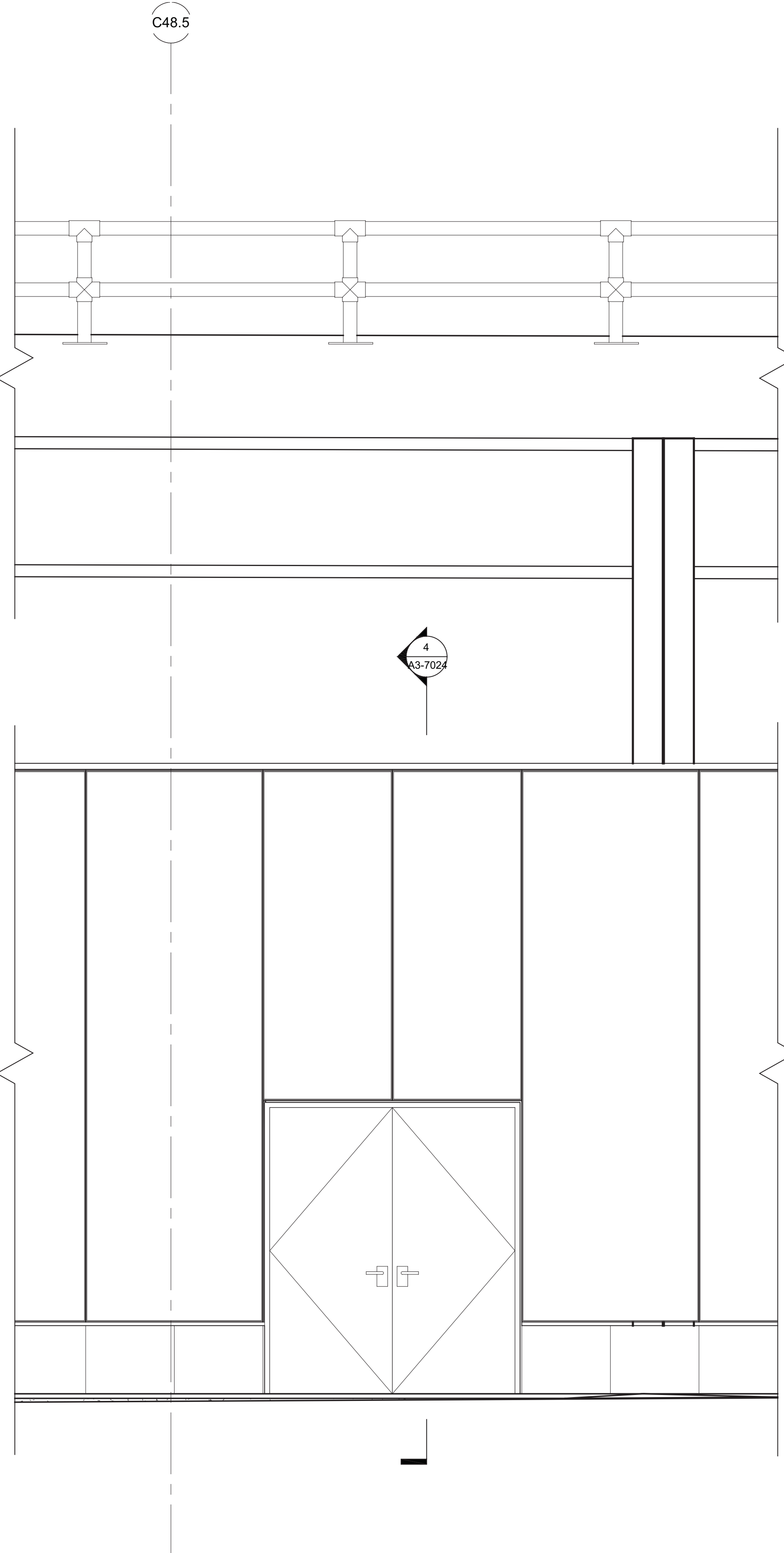
Architect  
Kohn Pedersen Fox Associates PC  
Architects & Planning Consultants  
11 West 42nd Street  
New York, NY 10036  
Tel: 212.977.6500 Fax: 212.956.2526

Structural Engineer  
Thornton Tomasetti, Inc.  
51 Madison Avenue  
New York, NY 10010  
Tel: 917.661.7800 Fax: 917.661.7801


Mechanical, Electrical, Plumbing, Fire Protection  
Jaros Baum & Bolles Consulting Engineers  
80 Pine Street  
New York, NY 10013  
Tel: 212.530.9300 Fax: 212.269.5894



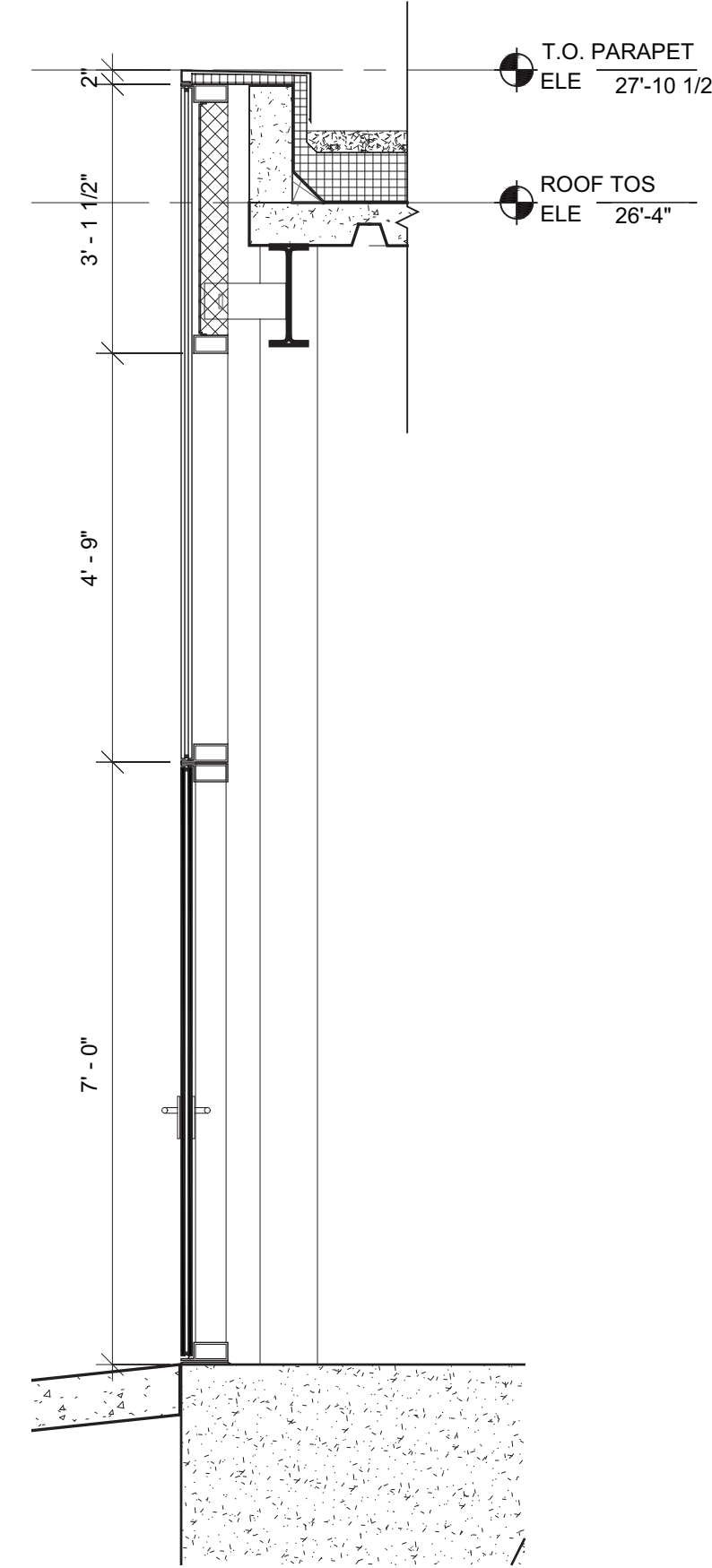
7 PARTIAL ELEVATION - RETAIL STOREFRONT  
SCALE: 1/2" = 1'-0"



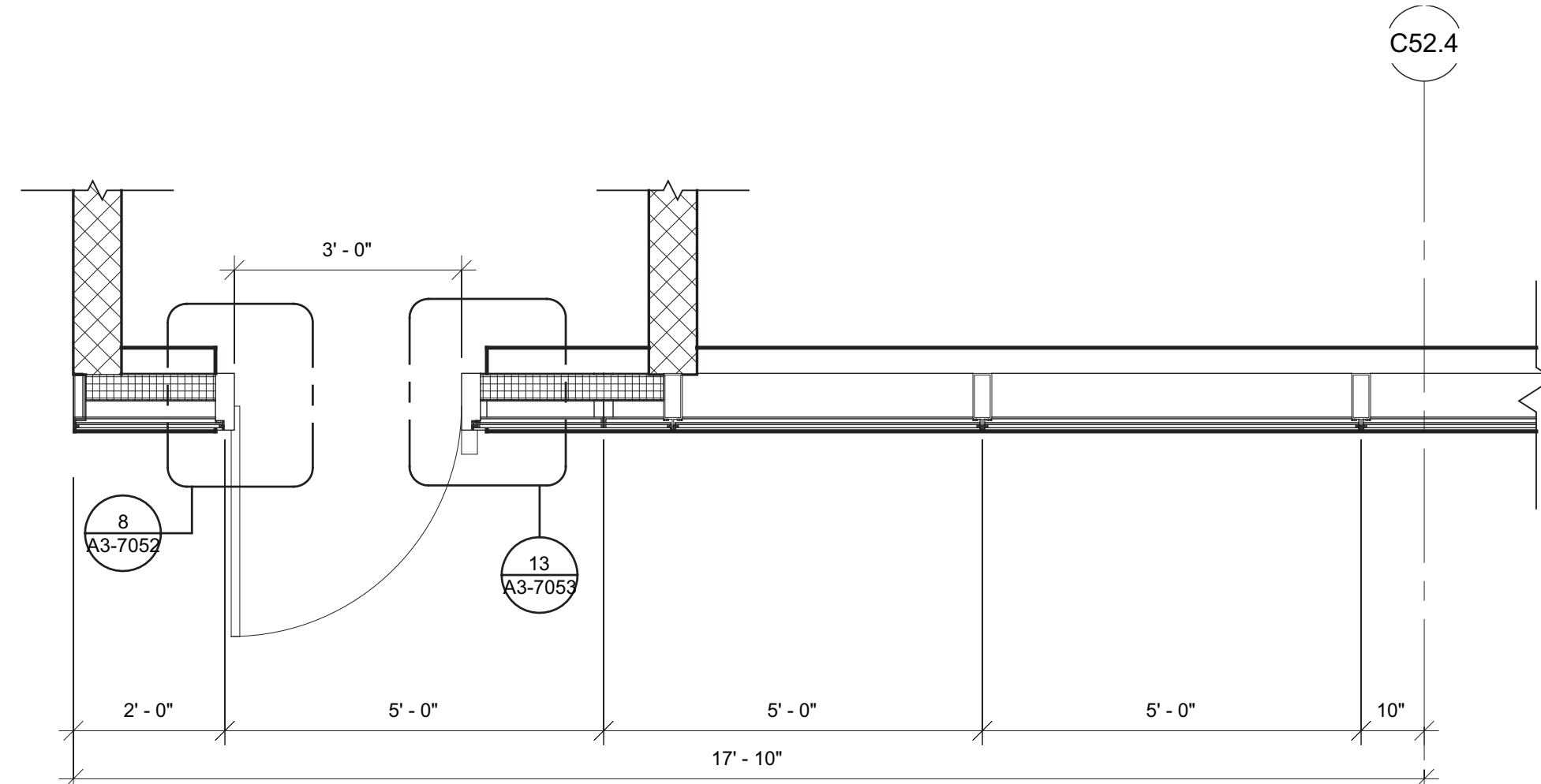
6 PARTIAL ELEVATION - RETAIL STOREFRONT  
SCALE: 1/2" = 1'-0"



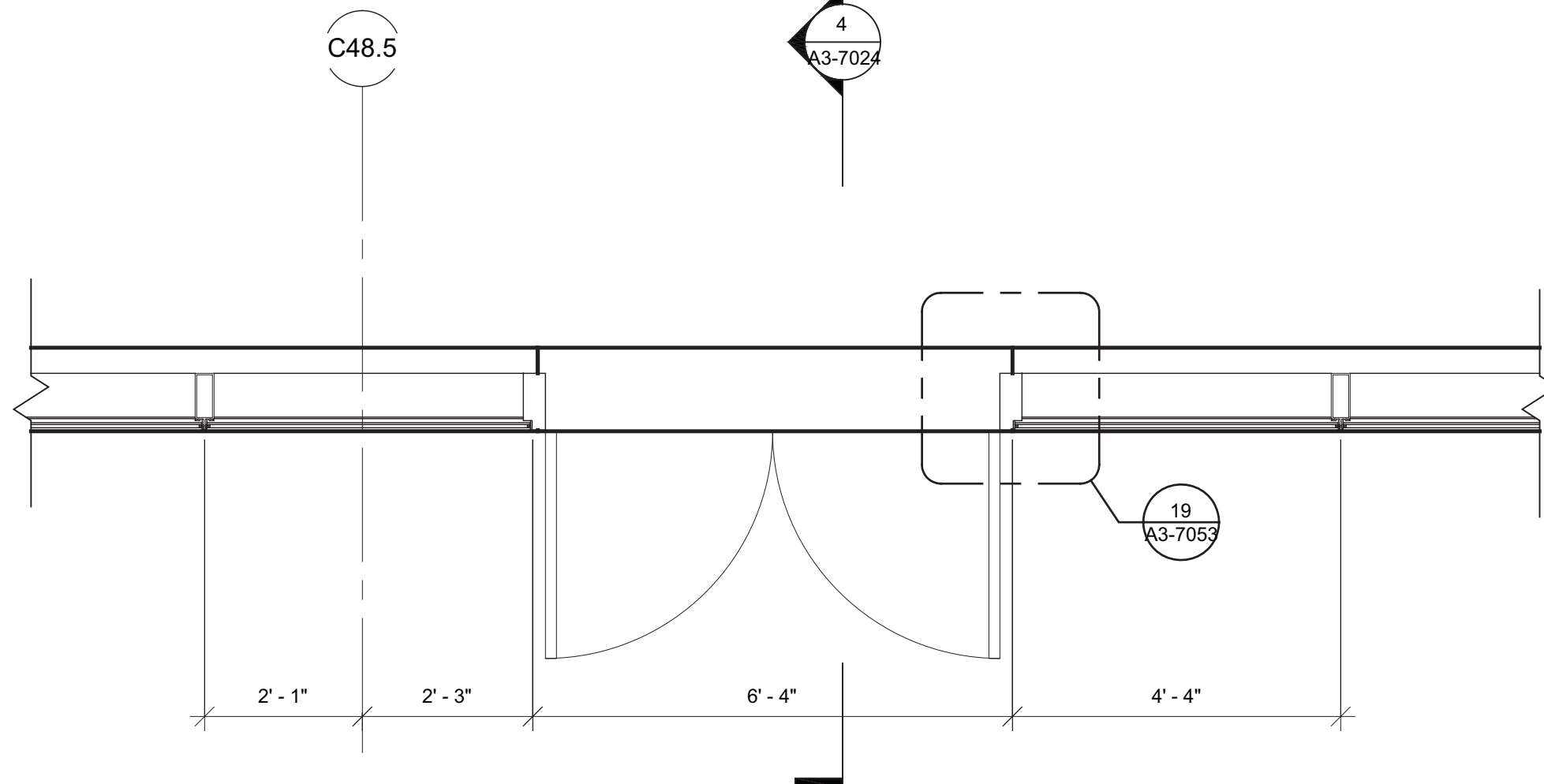
5 PARTIAL ELEVATION - RETAIL STOREFRONT  
SCALE: 1/2" = 1'-0"



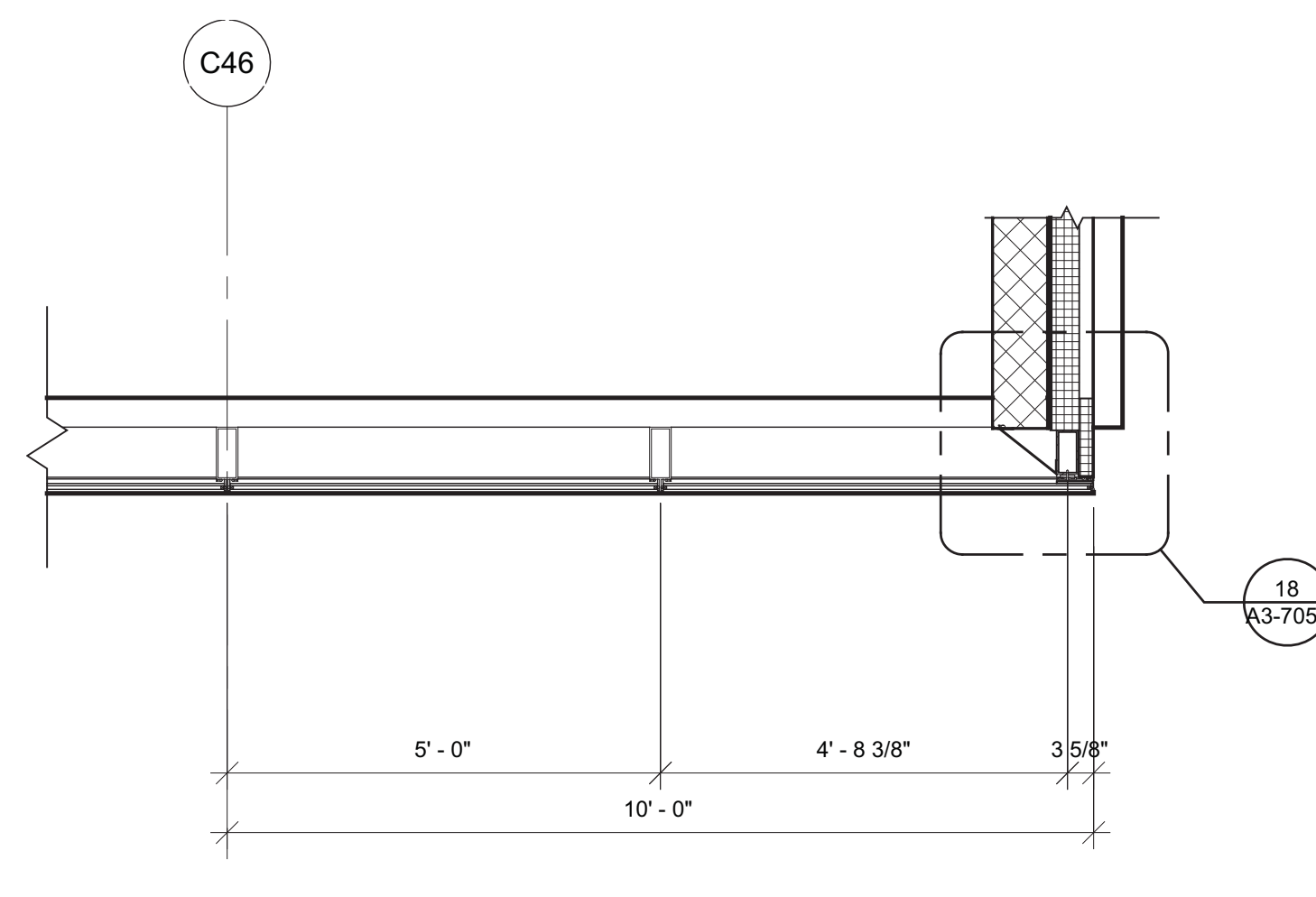
4 TYPICAL SECTION @ 30TH STREET  
SCALE: 1/2" = 1'-0"



3 PARTIAL PLAN - RETAIL STOREFRONT  
SCALE: 1/2" = 1'-0"



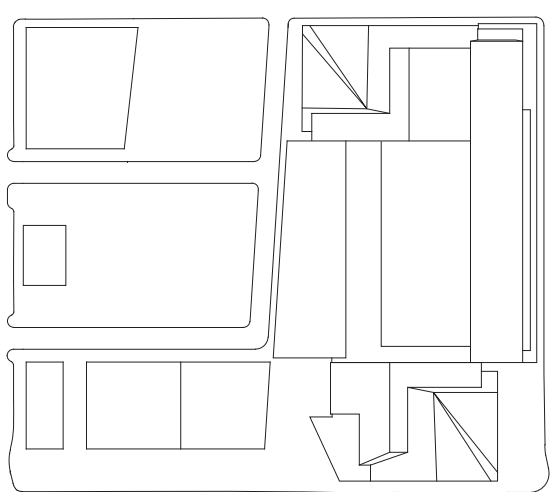
2 PARTIAL PLAN - RETAIL STOREFRONT  
SCALE: 1/2" = 1'-0"



1 PARTIAL PLAN - RETAIL STOREFRONT  
SCALE: 1/2" = 1'-0"

1	D.O.B. BUILDING PERMIT FILING	03/22/2013
Rev	Issue	Date

Key Plan



Date:  
03/22/2013  
Project No:  
1776.10  
Drawn By:  
Sheet Number

HYE-TC-A3-7024

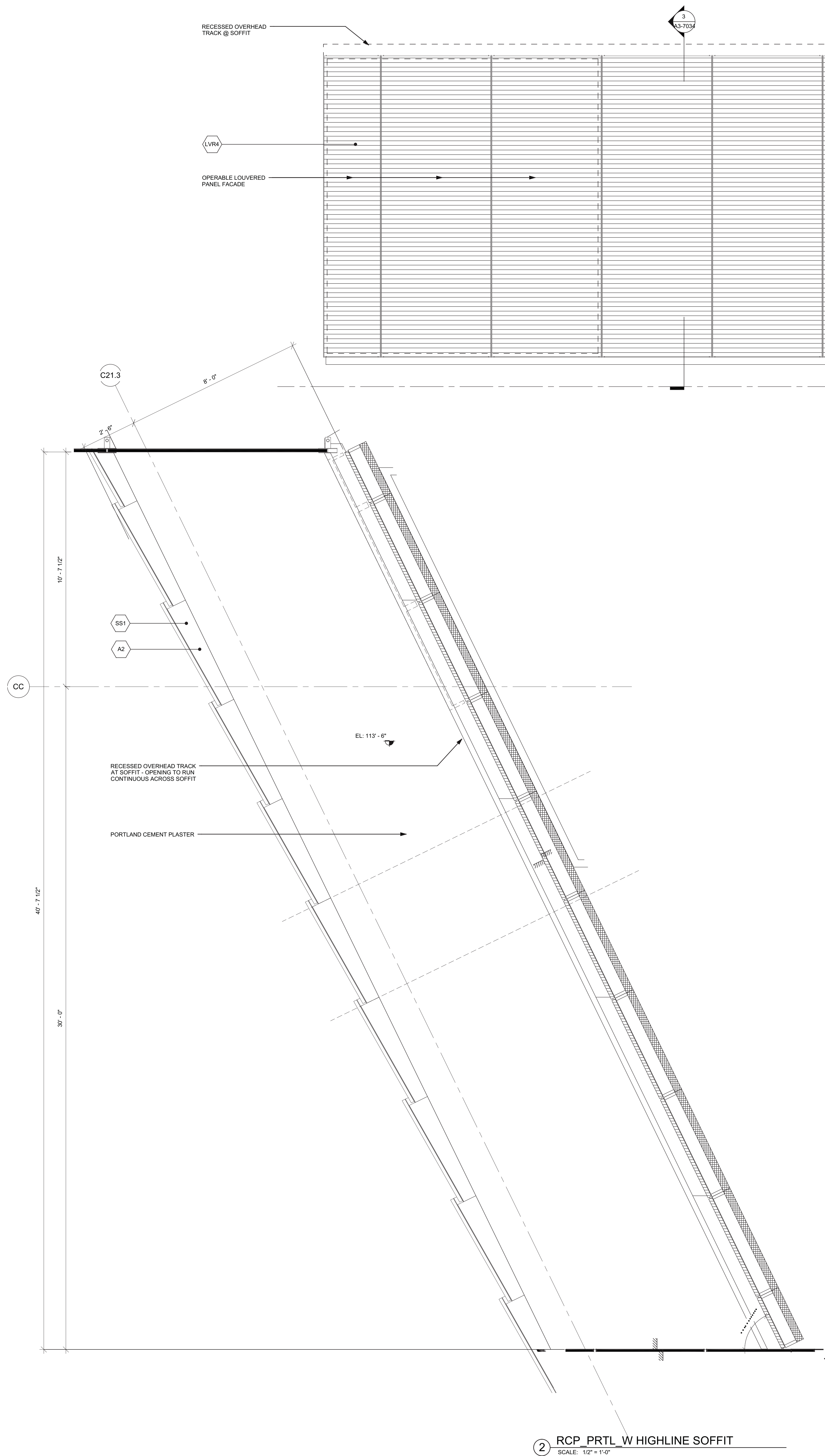
RETAIL STOREFRONT

Drawing Number:  
A3-7024

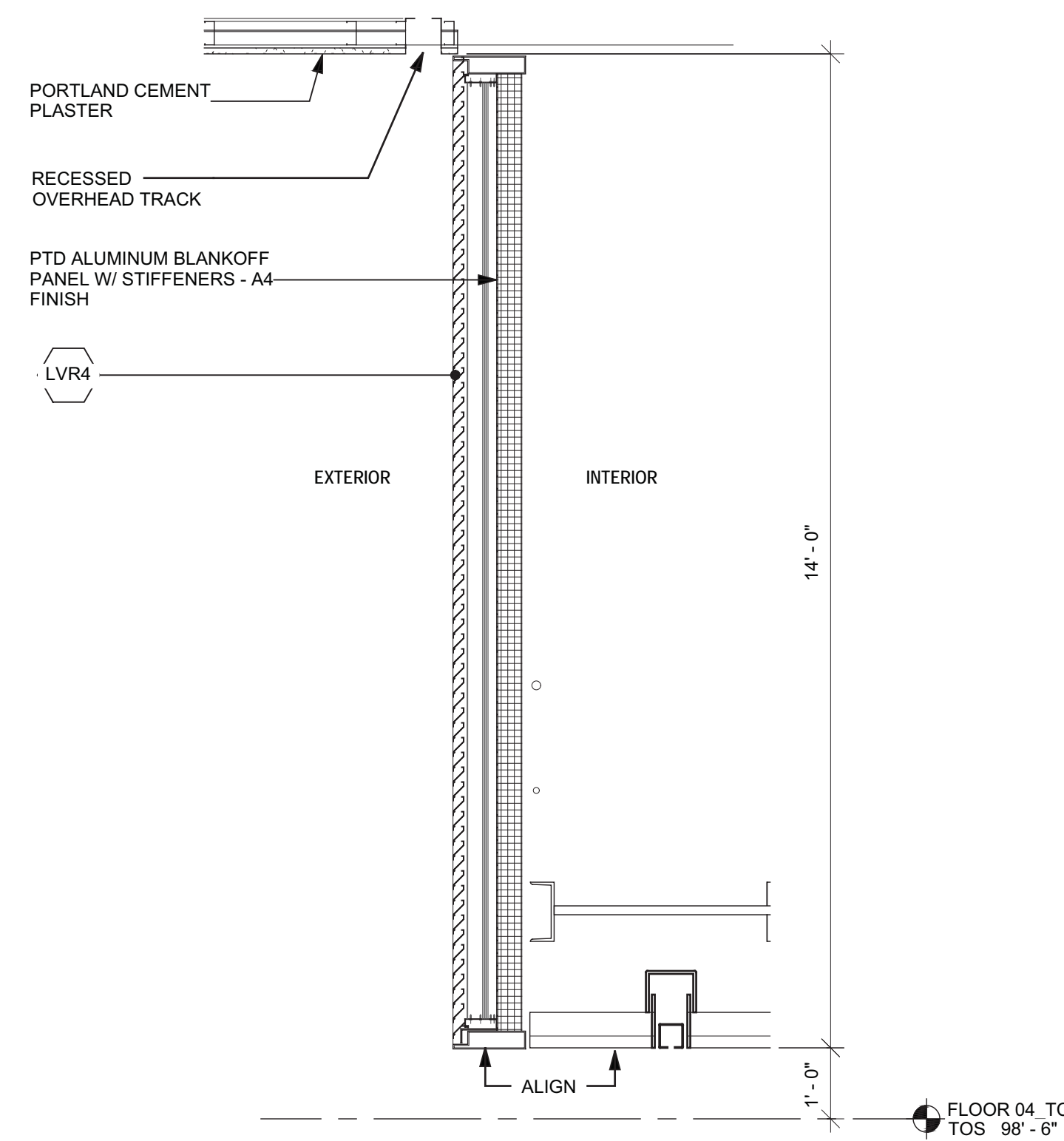
Project/Sheet Number:  
A-363.00



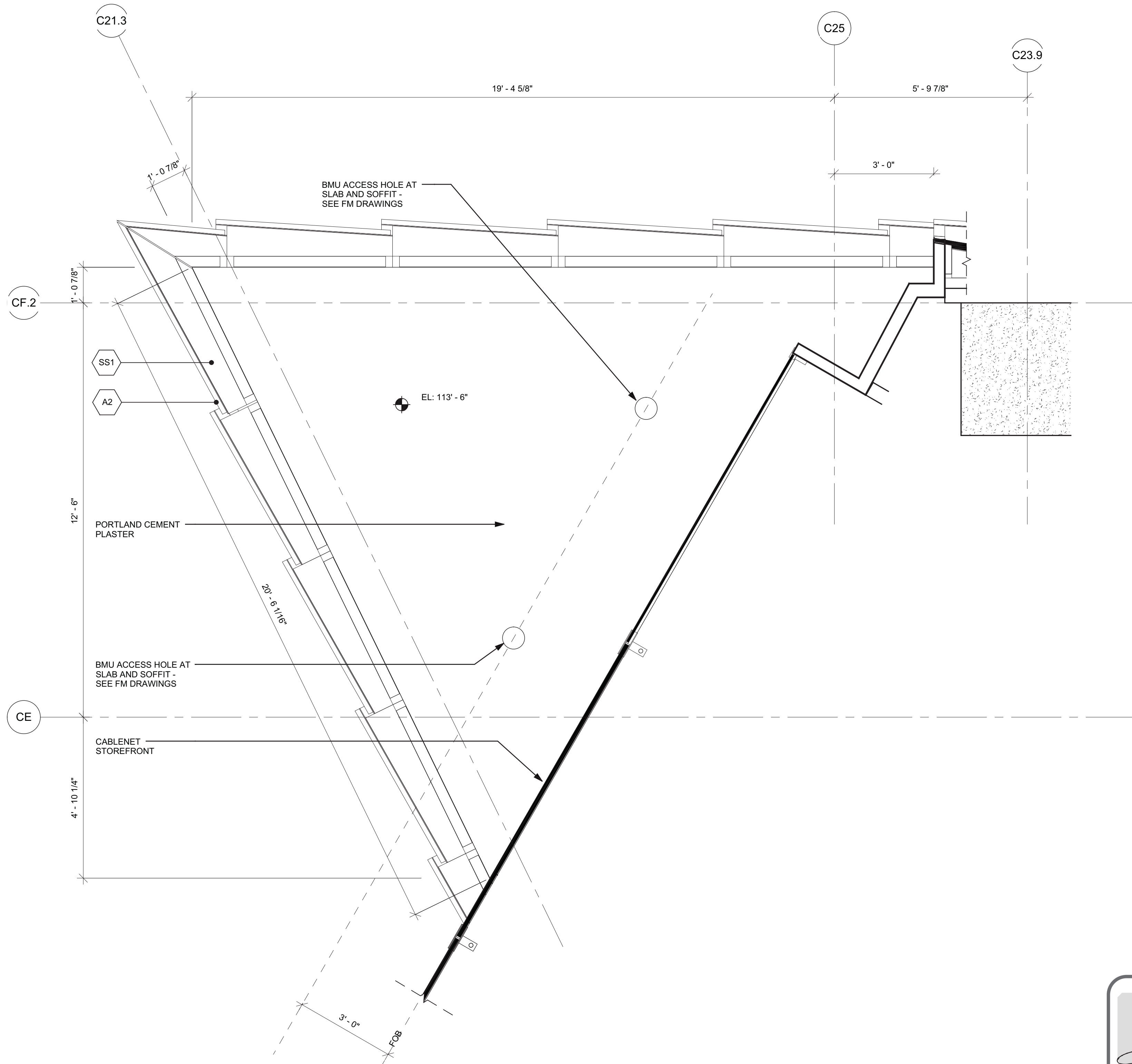
F:\Projects\1776\_VestSide\KensalDrawings\CAD\Sheet\TC\Doc\_Permi\_Serv\Kensal\HETC-A3-7034.dwg Plotted by: Matt Gregory Plot Time: 3/2/2013 4:45 PM



4 SOUTHWEST PARTIAL ELEVATION  
SCALE: 1/2" = 1'-0"



3 SCN\_DTL\_SW HIGHLINE SOFFIT WALL  
SCALE: 1/2" = 1'-0"



1 RCP\_PRTL\_LV04 CORNER  
SCALE: 1/2" = 1'-0"



## HUDSON YARDS - TOWER C

Address  
501 WEST 30TH STREET  
NEW YORK, NY



Client  
Related Companies  
60 Columbus Circle  
New York, NY 10023  
Tel: 212.801.1000 Fax: 212.801.1048

Oxford Properties Group  
320 Park Avenue, 17th Floor  
New York, NY 10022  
Tel: 212.866.7514 Fax: 212.986.7510

Construction Manager  
Tishman Construction Corporation  
100 Park Avenue, 5th Floor  
New York, NY 10017  
Tel: 212.708.5000

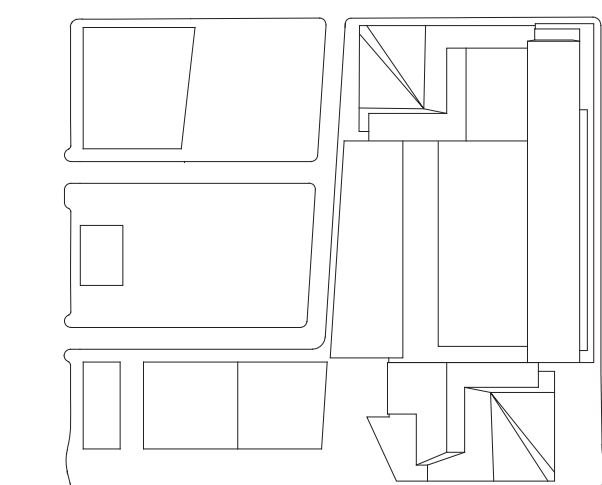
Architect  
Kohn Pedersen Fox Associates PC  
Architects & Planning Consultants  
11 West 42nd Street  
New York, NY 10036  
Tel: 212.977.6500 Fax: 212.956.2526

Structural Engineer  
Thornton Tomasetti, Inc.  
51 Madison Avenue  
New York, NY 10010  
Tel: 917.661.7800 Fax: 917.661.7801

Mechanical, Electrical, Plumbing, Fire Protection  
Jaros Baum & Bolles Consulting Engineers  
80 Pine Street  
New York, NY 10013  
Tel: 212.530.9300 Fax: 212.269.5894

1 D.O.B. BUILDING PERMIT FILING 03/22/2013  
By: Date: Date:

Any Plans



Date:  
03/22/2013  
Project No:  
1776.10  
Sheet No:

Sheet Number  
HYE-TC-A3-7034

Drawing Title

HIGHLINE SOFFIT PLANS

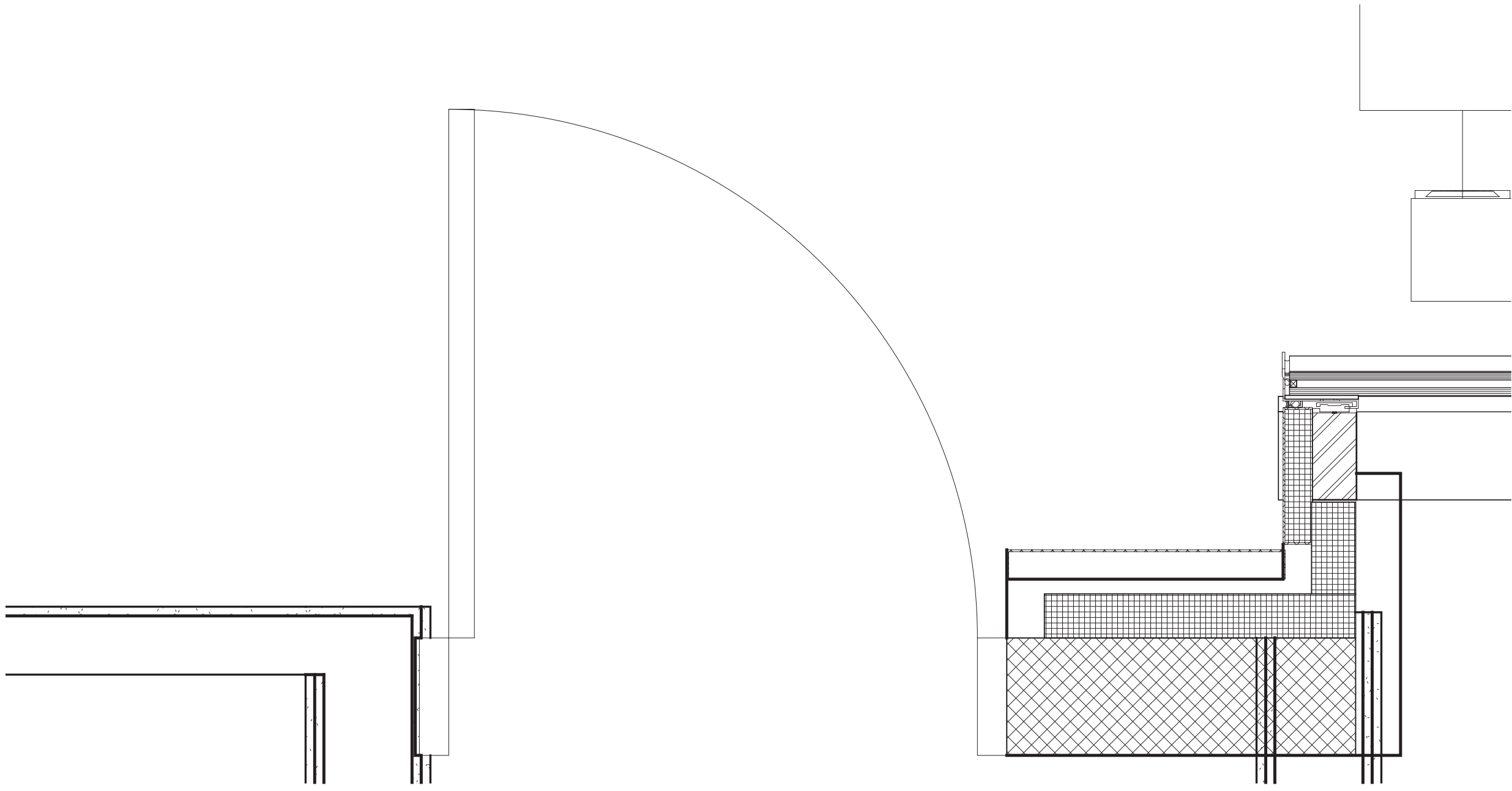
Drawing Number  
A3-7034

Project Name  
A-364.00

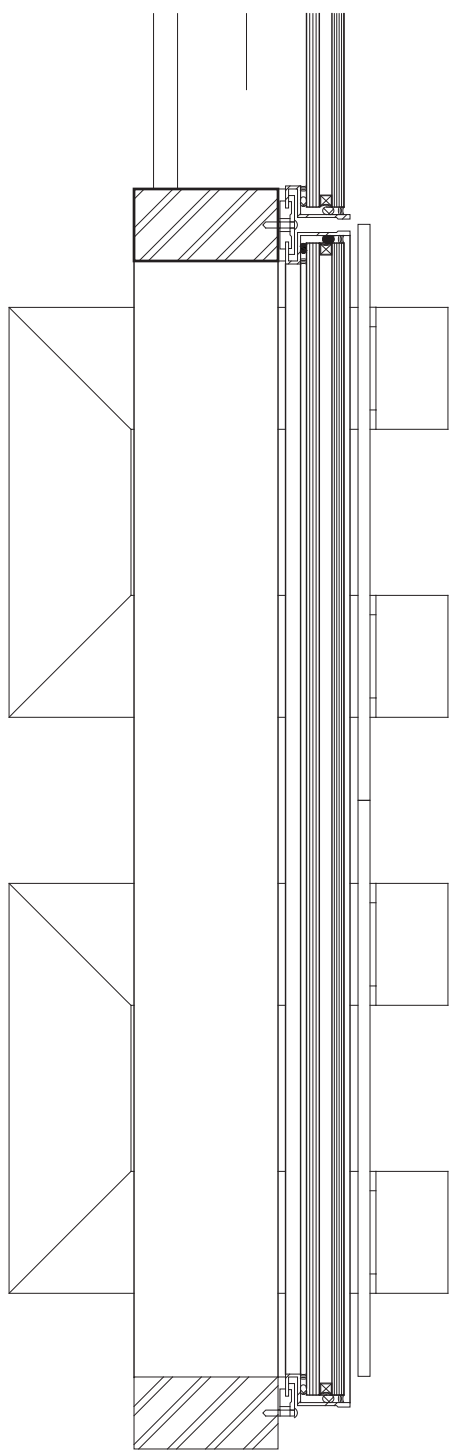
SHEET 165 OF 239



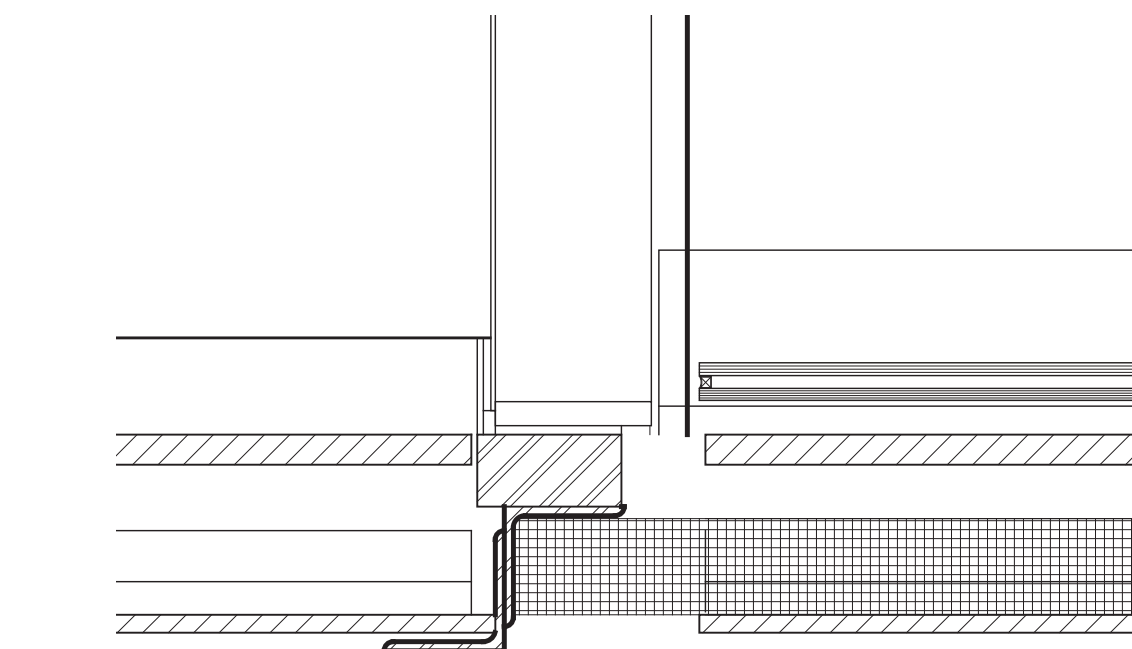
F:\Frame: P:\Project\1776\_VestSide\KuratDrawings\CAD\Sheet\ETC\Permit\_Serial\Serial\HETC-A3-7051.dwg Plotted by: Matt Gregory Plot Time: 3/21/2013 4:45 PM



13 PLAN DETAIL AT EGRESS DOOR  
SCALE: 1 1/2" = 1'-0"

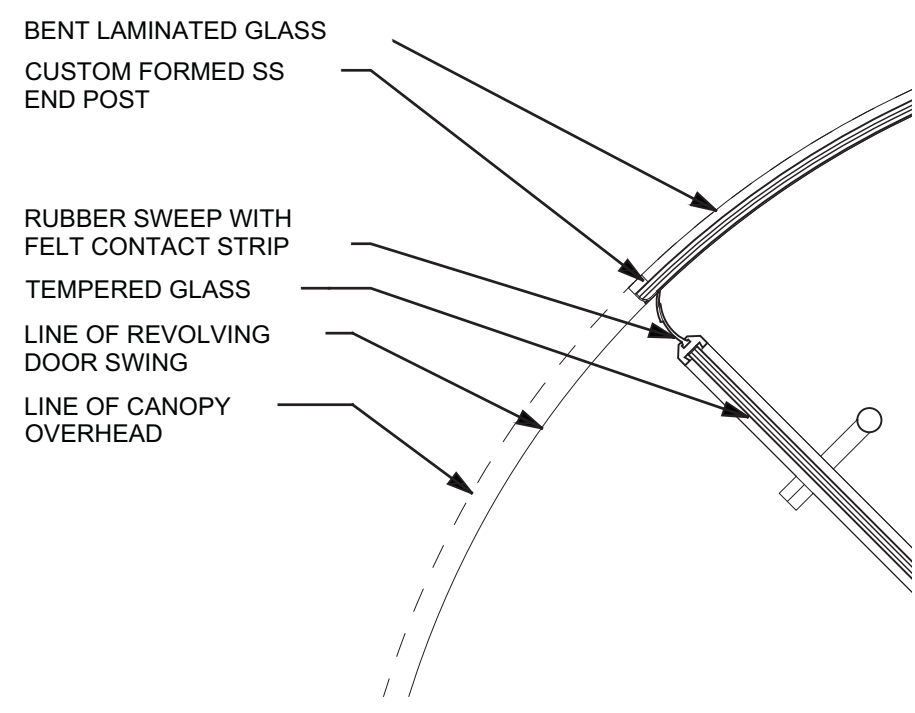


12 PLAN DETAIL AT OUTSIDE STOREFRONT CORNER  
SCALE: 1 1/2" = 1'-0"

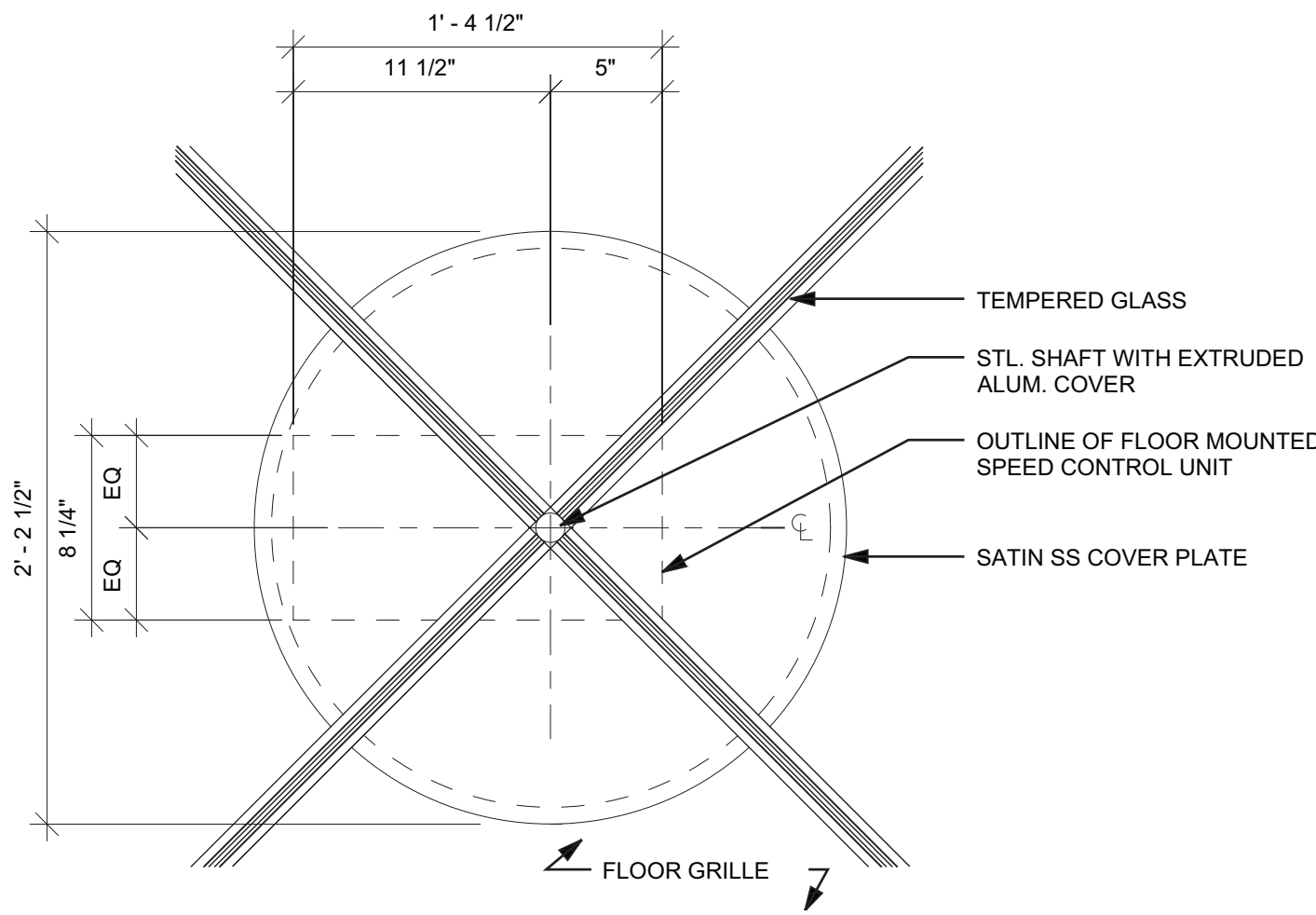


11 PLAN DETAIL AT FUEL OIL PUMP DOOR  
SCALE: 1 1/2" = 1'-0"

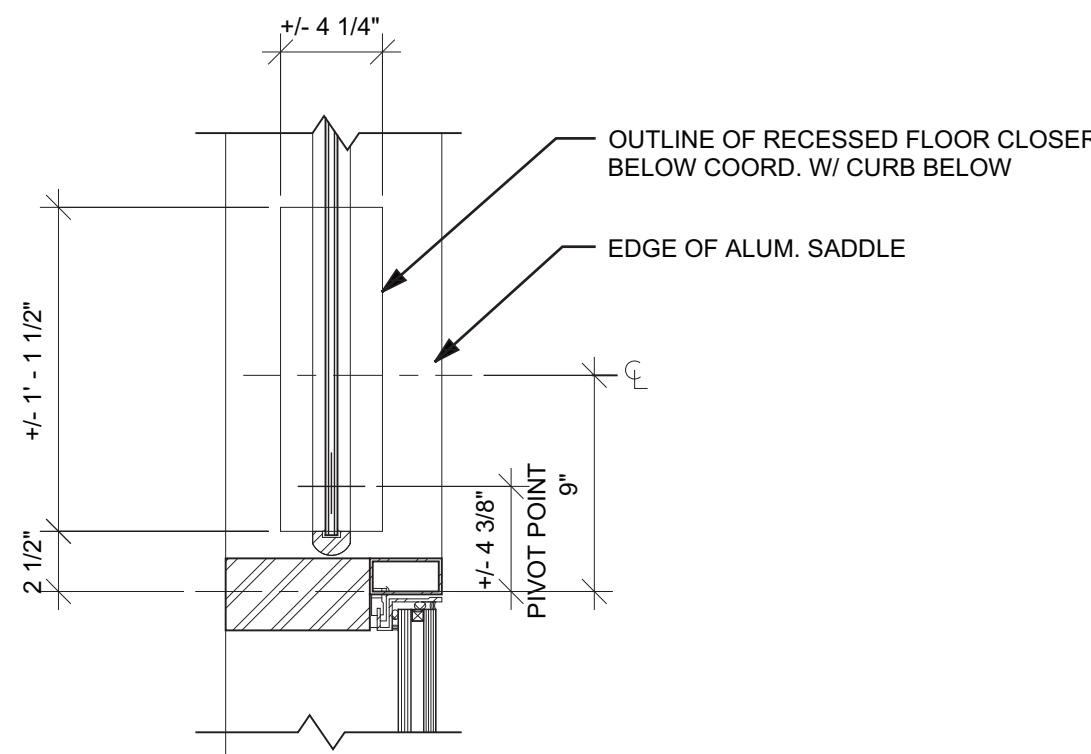
16 PLN\_DTL\_WT13\_05  
SCALE: 1 1/2" = 1'-0"



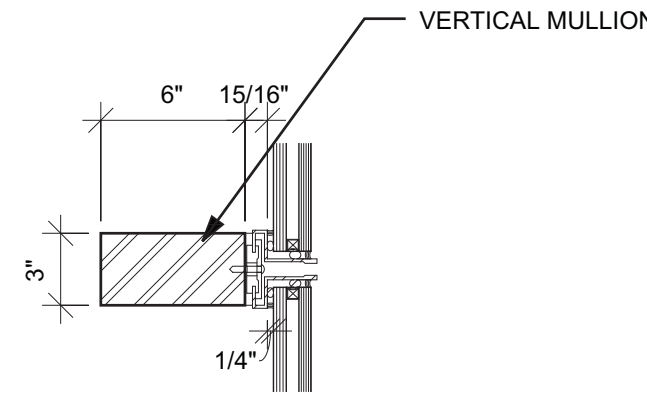
8 PLAN DETAIL AT REVOLVER JAMB  
SCALE: 1 1/2" = 1'-0"



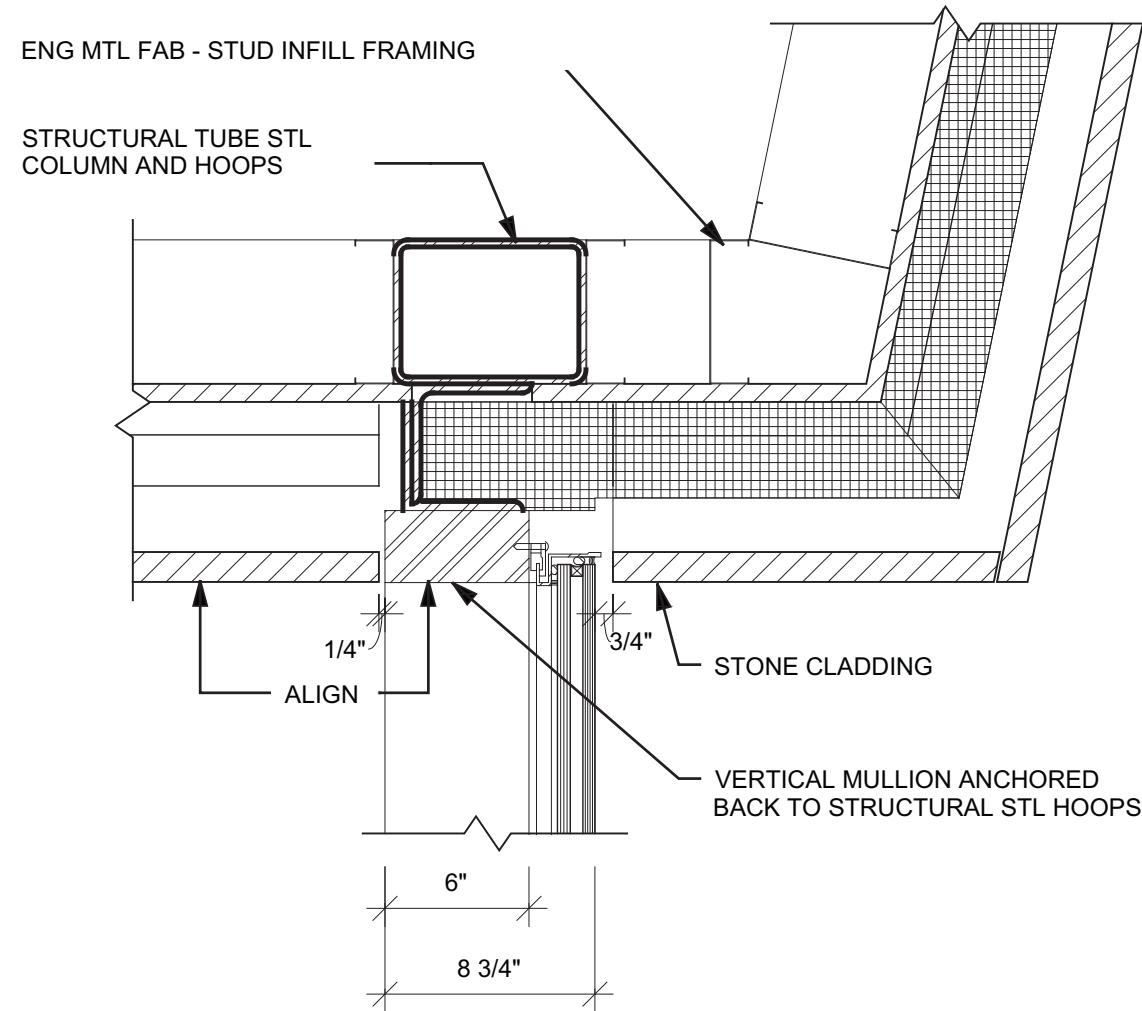
7 PLAN DETAIL AT REVOLVER PIVOT  
SCALE: 1 1/2" = 1'-0"



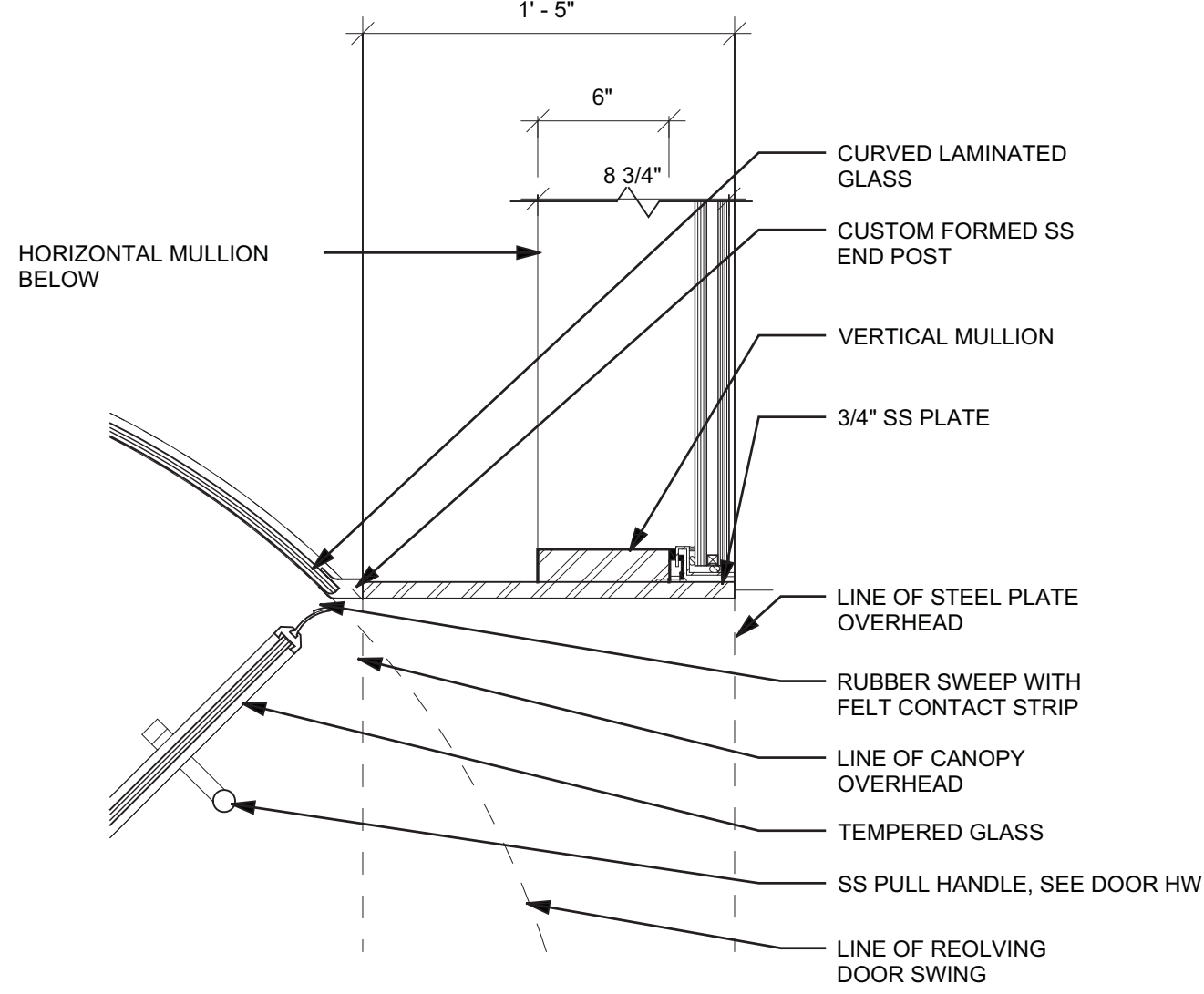
6 PLAN DETAIL AT DOOR PIVOT  
SCALE: 1 1/2" = 1'-0"



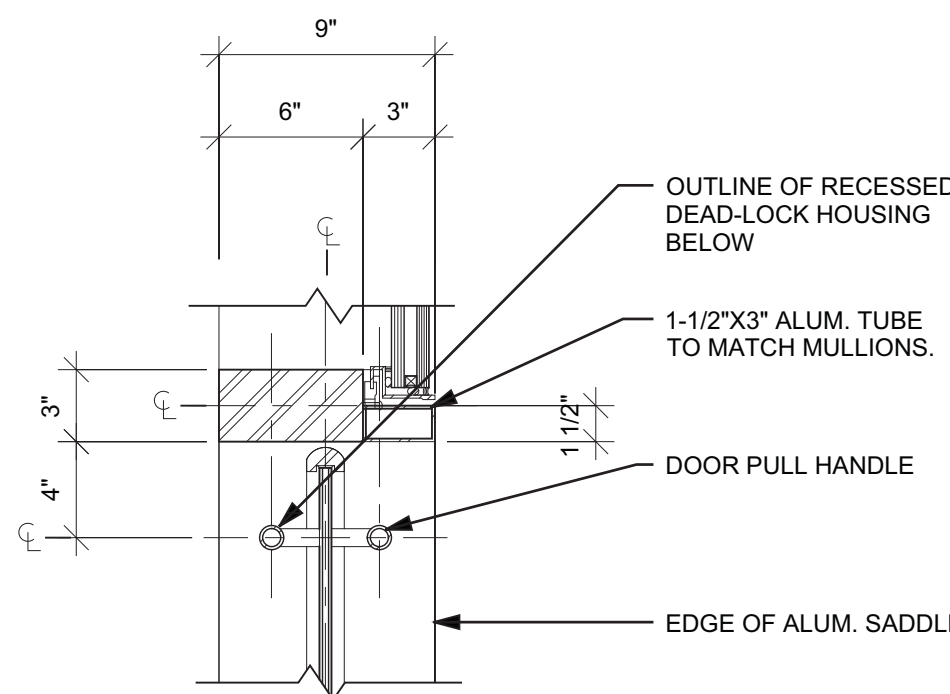
5 PLAN DETAIL AT TYPICAL VERTICAL MULLION  
SCALE: 1 1/2" = 1'-0"



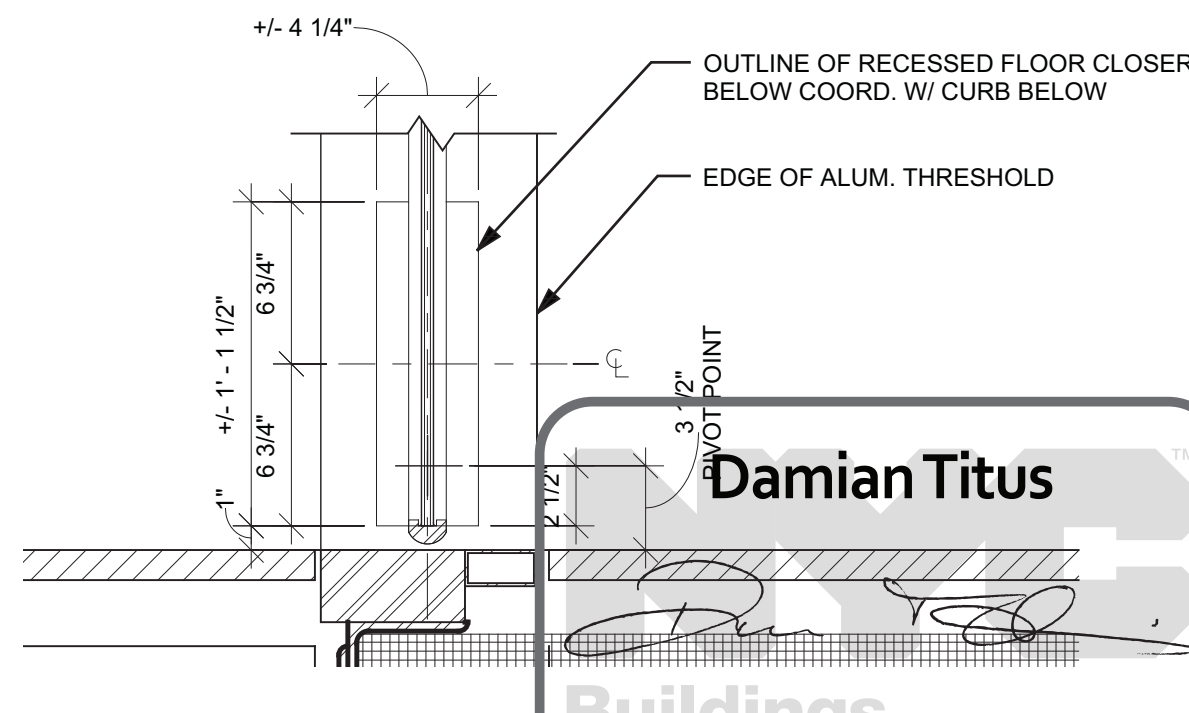
4 PLAN DETAIL AT STONE COLUMN  
SCALE: 1 1/2" = 1'-0"



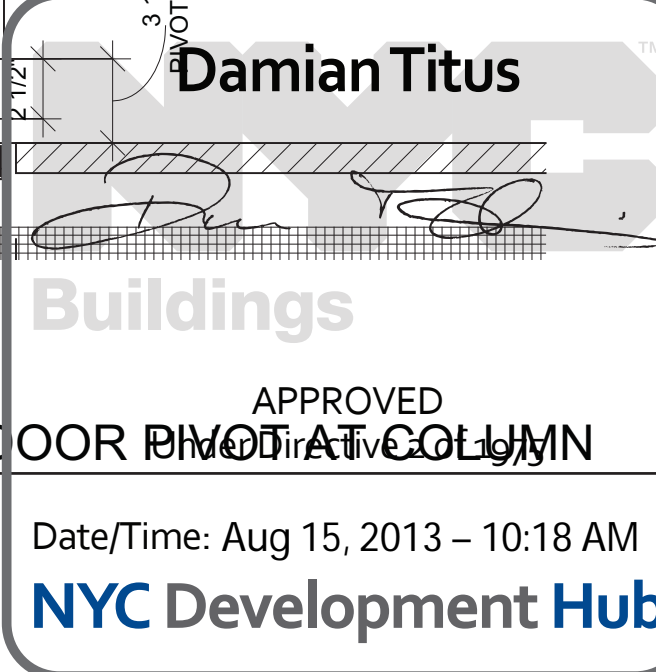
3 PLAN DETAIL AT REVOLVER PORTAL  
SCALE: 1 1/2" = 1'-0"



2 PLAN DETAIL AT STOREFRONT STRIKE  
SCALE: 1 1/2" = 1'-0"



1 PLAN DETAIL AT DOOR PIVOT  
SCALE: 1 1/2" = 1'-0"



## HUDSON YARDS - TOWER C

Address  
501 WEST 30TH STREET  
NEW YORK, NY



Client  
Related Companies  
60 Columbus Circle  
New York, NY 10023  
Tel: 212.801.1000 Fax: 212.801.1048

Oxford Properties Group  
320 Park Avenue, 17th Floor  
New York, NY 10022  
Tel: 212.986.7514 Fax: 212.986.7510

Construction Manager  
Tishman Construction Corporation  
100 Park Avenue, 5th Floor  
New York, NY 10017  
Tel: 212.708.5600

Architect  
Kohn Pedersen Fox Associates PC  
Architects & Planning Consultants  
11 West 42nd Street  
New York, NY 10036  
Tel: 212.977.6500 Fax: 212.956.2526

Structural Engineer  
Thornton Tomasetti, Inc.  
51 Madison Avenue  
New York, NY 10010  
Tel: 917.661.7800 Fax: 917.661.7801

Mechanical, Electrical, Plumbing, Fire Protection  
Jaros Baum & Bolles Consulting Engineers  
80 Pine Street  
New York, NY 10013  
Tel: 212.530.9300 Fax: 212.269.5894


1 D.O.B. BUILDING PERMIT FILING 03/22/2013

By: [Signature]

Date: [Signature]

File: [Signature]

Key Plan



Date:

03/22/2013

Project No:

1776.10

Drawn By:

Sheet Number

Drawing Title

HYE-TC-A3-7051

PLAN DETAILS

Drawing Number:

A3-7051

Project Drawing Number:

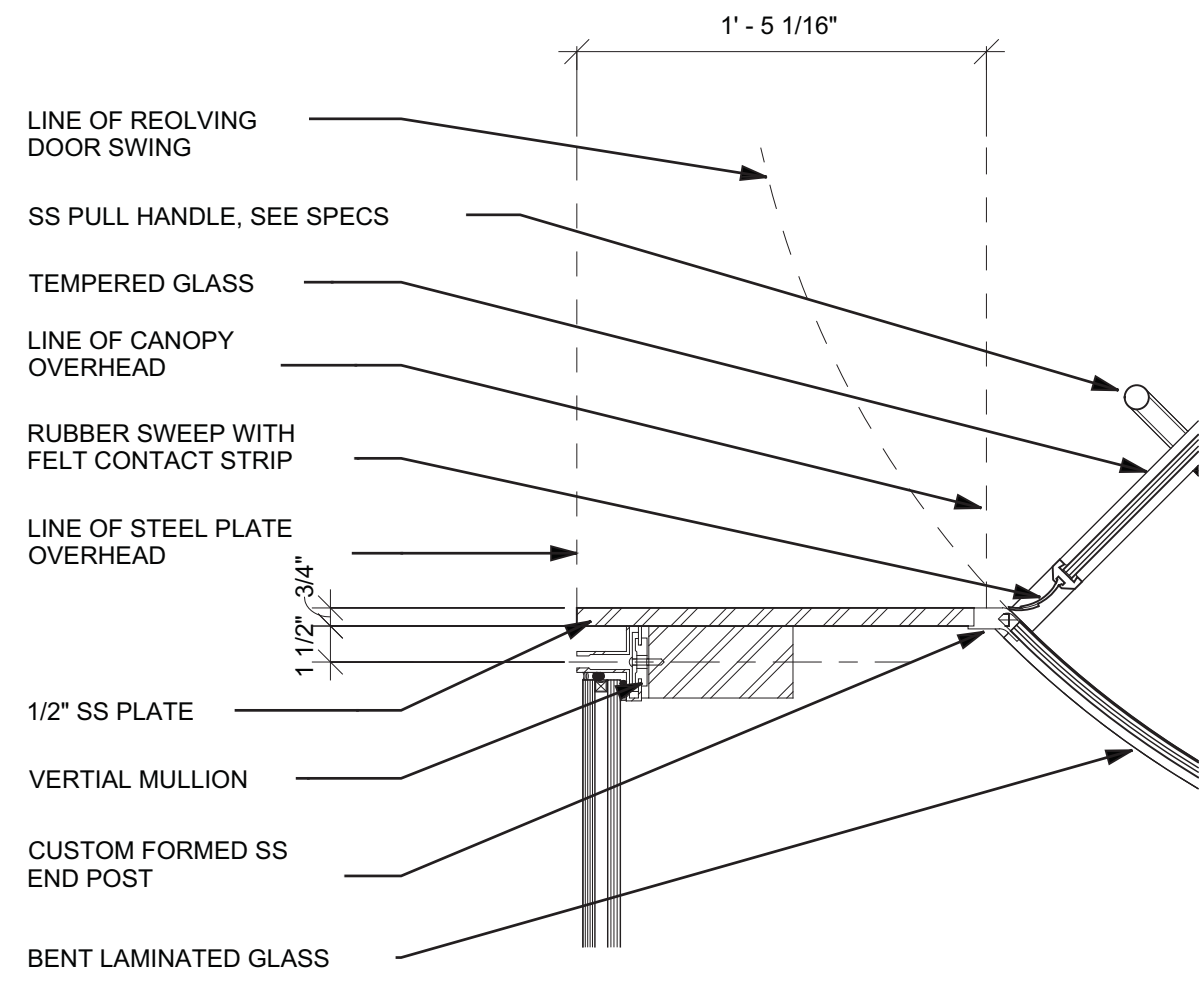
A-365.00

SHEET 166 OF 239

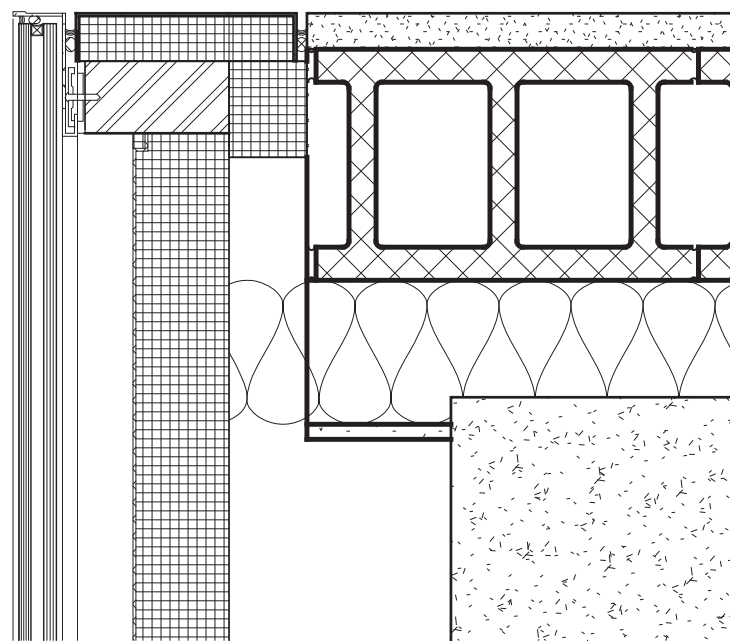
© 2013 KOHN PEDERSEN FOX ASSOCIATES PC. All rights reserved.



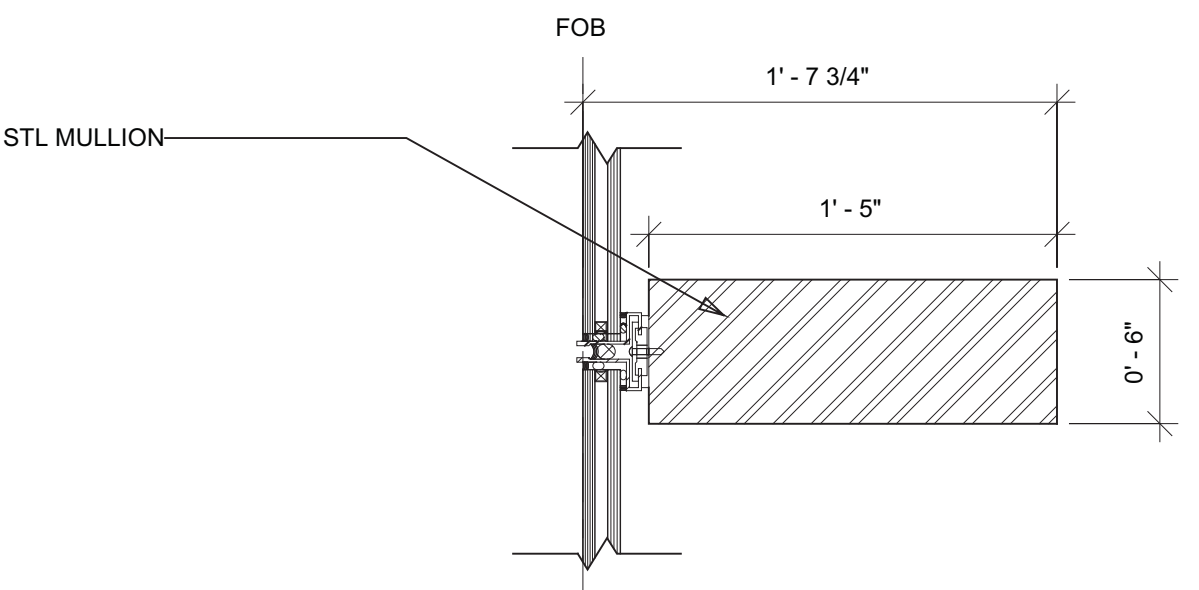
F:\frame: P:\projects\1776\_VestSide\KuratDrawings\CAD\Sheet\TC006\_Permi\_Serv\Series\HETC-A3-7052.dwg Plotted by: Matt Gregory Plot Time: 3/21/2013 4:45 PM



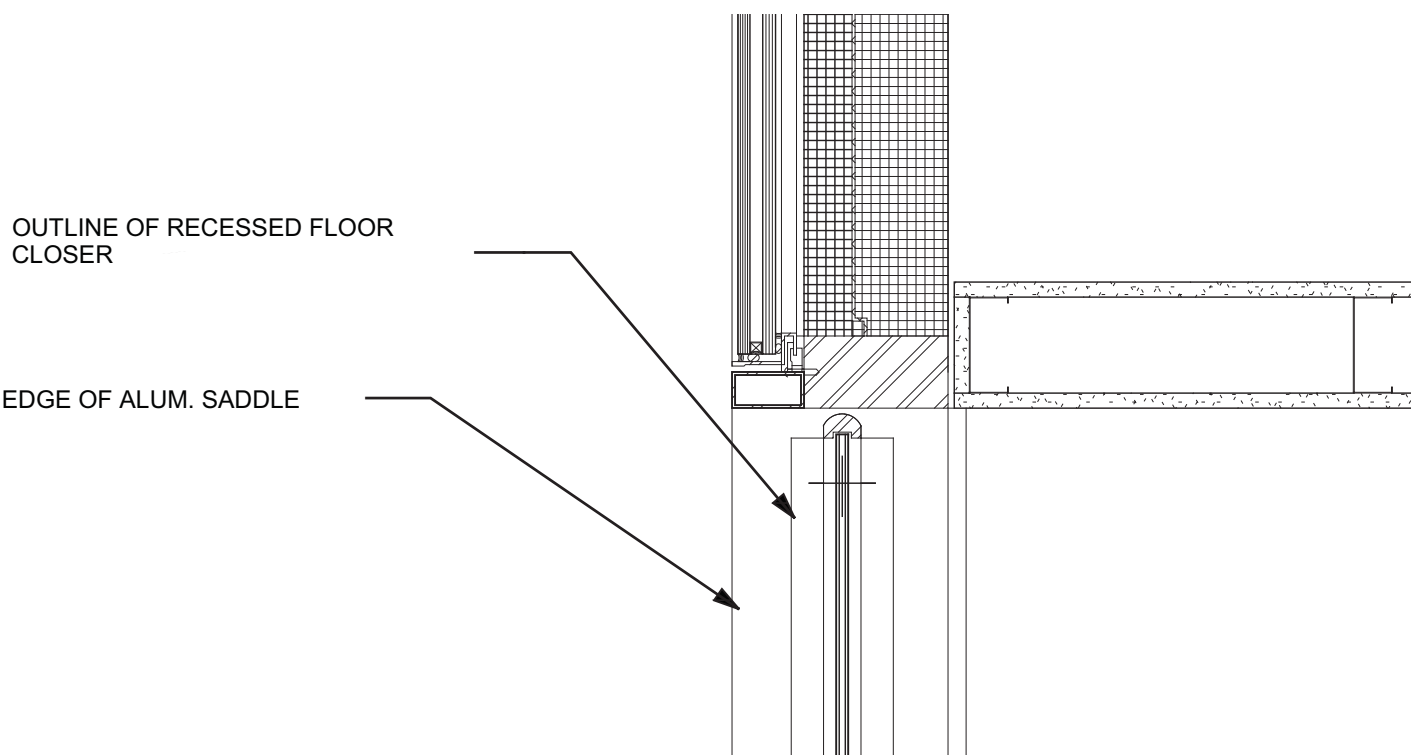
10 PLAN DETAIL AT REVOLVER PORTAL  
SCALE: 1 1/2" = 1'-0"



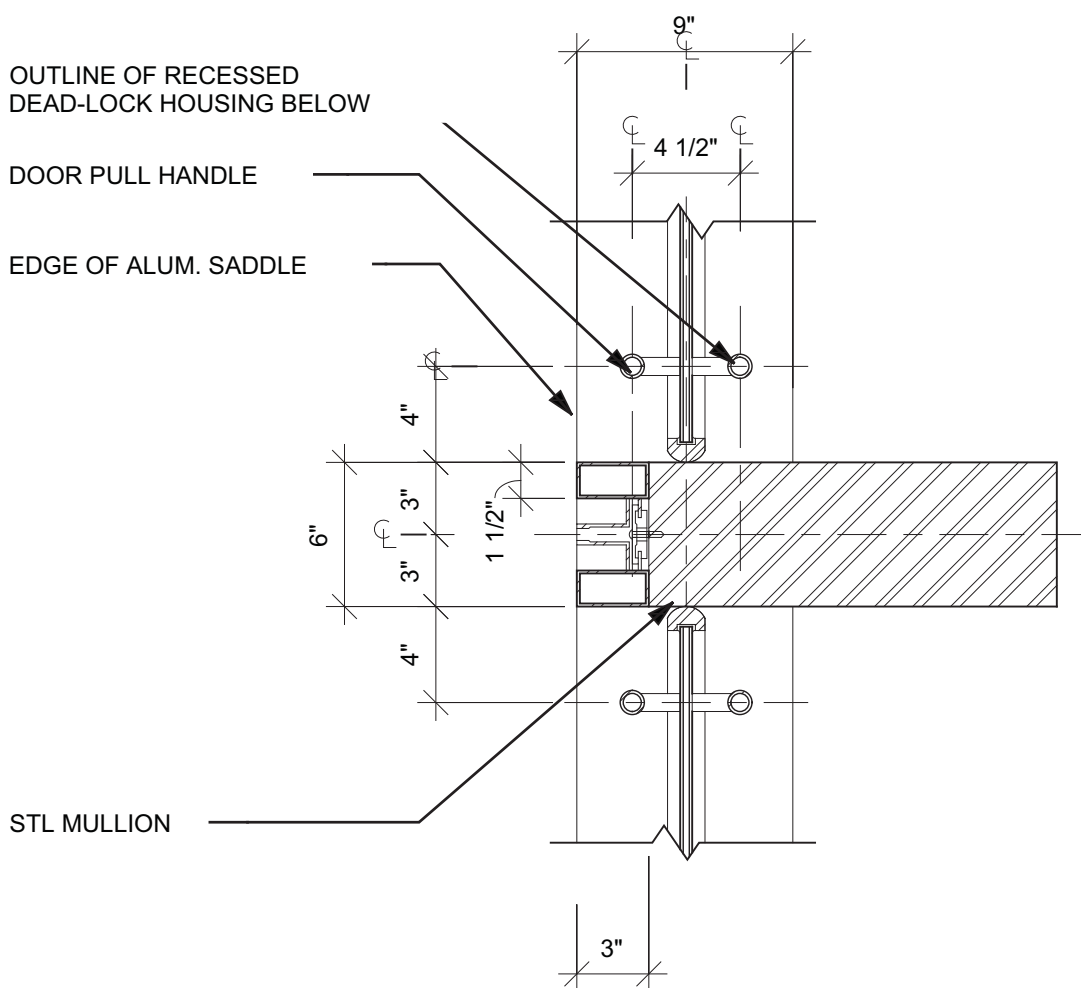
5 PLAN DETAIL AT NORTH STOREFRONT END  
SCALE: 1 1/2" = 1'-0"



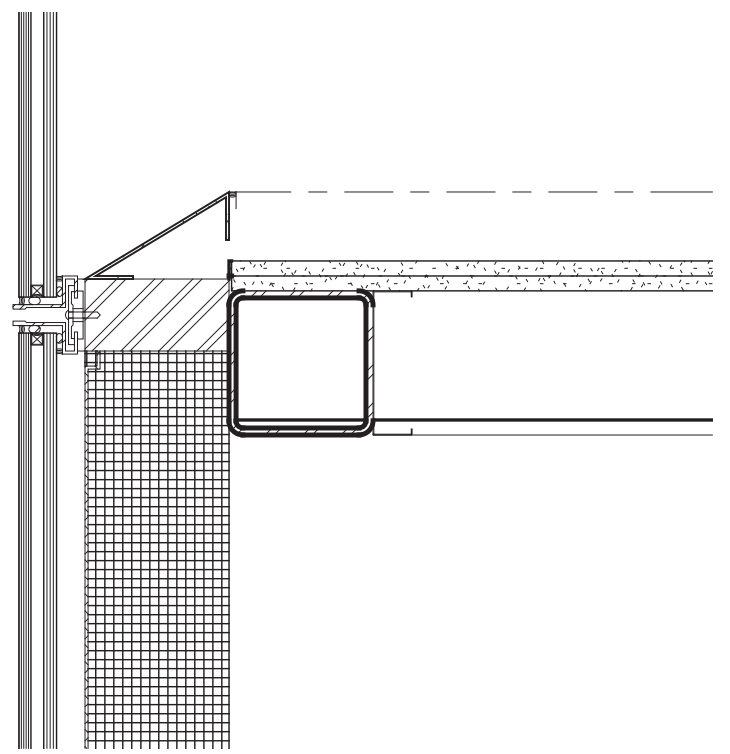
9 PLAN DETAIL AT PRIMARY MULLION  
SCALE: 1 1/2" = 1'-0"



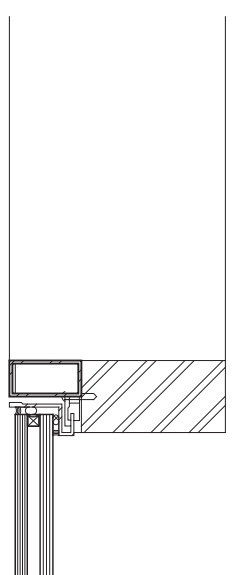
4 PLAN DETAIL AT DOOR PIVOT  
SCALE: 1 1/2" = 1'-0"



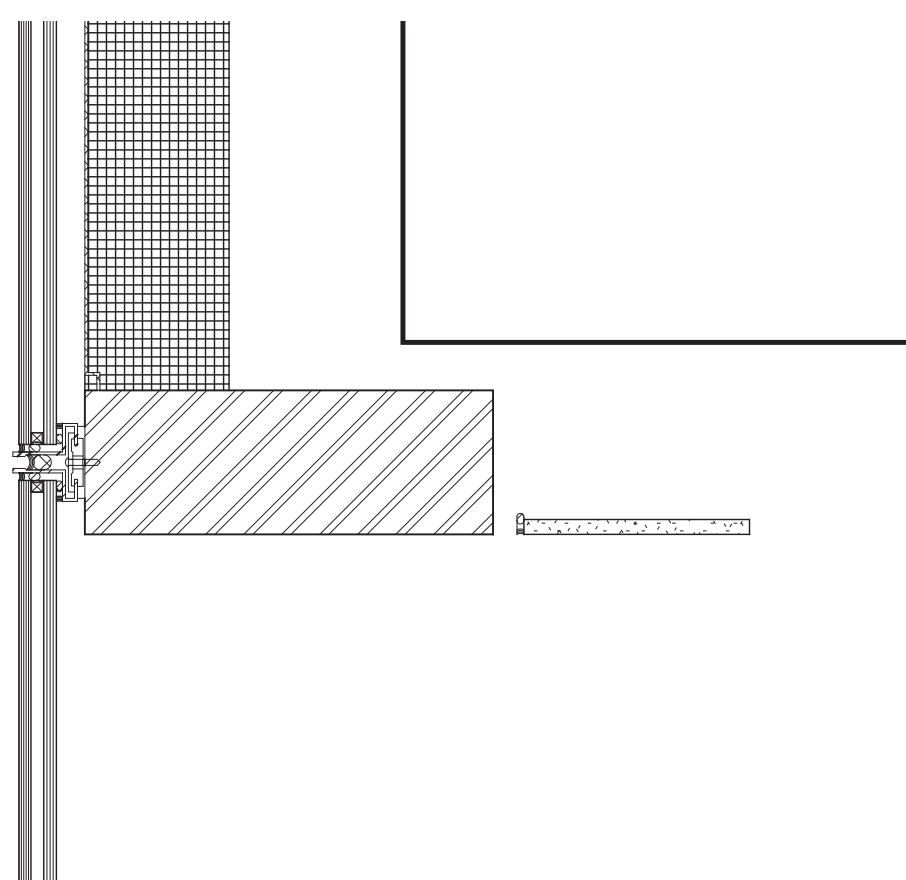
8 PLAN DETAIL AT DOUBLE SWING DOORS  
SCALE: 1 1/2" = 1'-0"



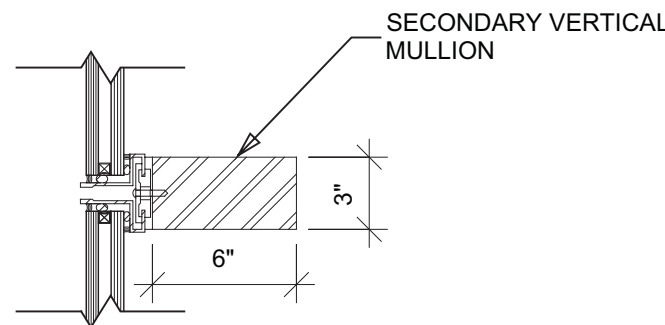
3 PLAN DETAIL AT RETAIL ELEVATOR  
SCALE: 1 1/2" = 1'-0"



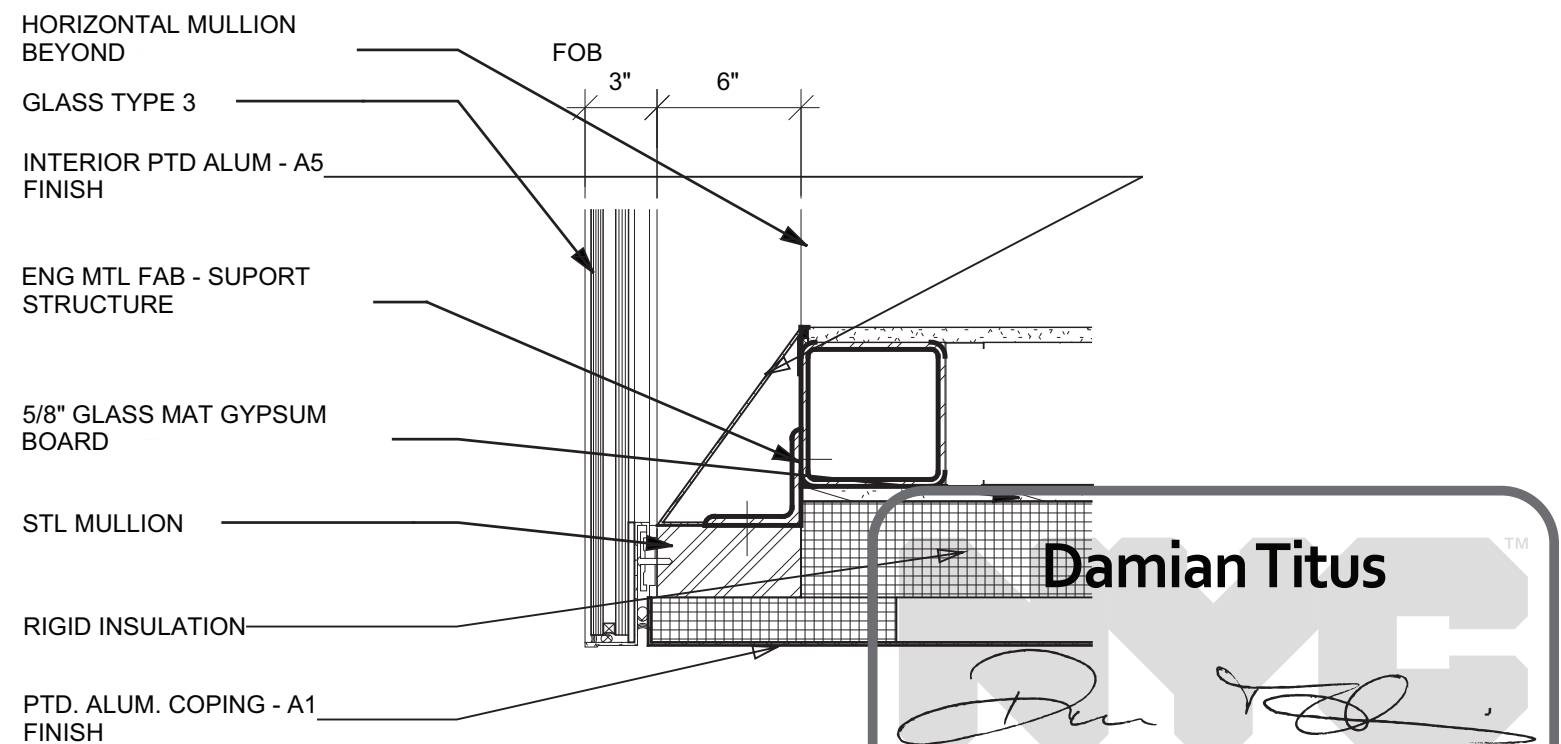
7 PLAN DETAIL AT DOOR PIVOT  
SCALE: 1 1/2" = 1'-0"



2 PLAN DETAIL AT PRIMARY MULLION  
SCALE: 1 1/2" = 1'-0"



6 PLAN DETAIL AT SECONDARY MULLION  
SCALE: 1 1/2" = 1'-0"



1 PLAN DETAIL AT SOUTH STOREFRONT END  
SCALE: 1 1/2" = 1'-0"

## HUDSON YARDS - TOWER C

Address  
501 WEST 30TH STREET  
NEW YORK, NY



Client  
Related Companies  
60 Columbus Circle  
New York, NY 10023  
Tel: 212.801.1000 Fax: 212.801.1048

Oxford Properties Group  
320 Park Avenue, 17th Floor  
New York, NY 10022  
Tel: 212.986.7514 Fax: 212.986.7510

Construction Manager  
Tishman Construction Corporation  
100 Park Avenue, 5th Floor  
New York, NY 10017  
Tel: 212.708.5600

Architect  
Kohn Pedersen Fox Associates PC  
Architects & Planning Consultants  
11 West 42nd Street  
New York, NY 10036  
Tel: 212.977.6500 Fax: 212.956.2526

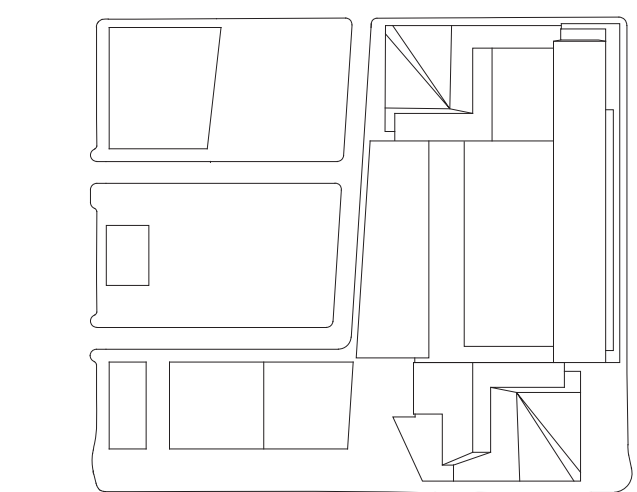
Structural Engineer  
Thornton Tomasetti, Inc.  
51 Madison Avenue  
New York, NY 10010  
Tel: 917.661.7800 Fax: 917.661.7801

Mechanical, Electrical, Plumbing, Fire Protection  
Jaros Baum & Bolles Consulting Engineers  
80 Pine Street  
New York, NY 10013  
Tel: 212.530.9300 Fax: 212.269.5894

1 D.O.B. BUILDING PERMIT FILING 03/22/2013

Rev. Issue Date

Key Plan



Date:  
03/22/2013

Project No.:

1776.10

Drawn By:

Sheet Number:

Drawing Title:

HYE-TC-A3-7052

PLAN DETAILS

Project Number:

A3-7052

Project Name:

A-366.00

SHEET 167 OF 239

© 2013 KOHN PEDERSEN FOX ASSOCIATES PC. All rights reserved.



HUDSON YARDS -  
TOWER C

Address  
501 WEST 30TH STREET  
NEW YORK, NY



Client  
Related Companies  
60 Columbus Circle  
New York, NY 10023  
Tel: 212.801.1000 Fax: 212.801.1048

Oxford Properties Group  
320 Park Avenue, 17th Floor  
New York, NY 10022  
Tel: 212.986.7514 Fax: 212.986.7510

Construction Manager  
Tishman Construction Corporation  
100 Park Avenue, 5th Floor  
New York, NY 10017  
Tel: 212.708.5600

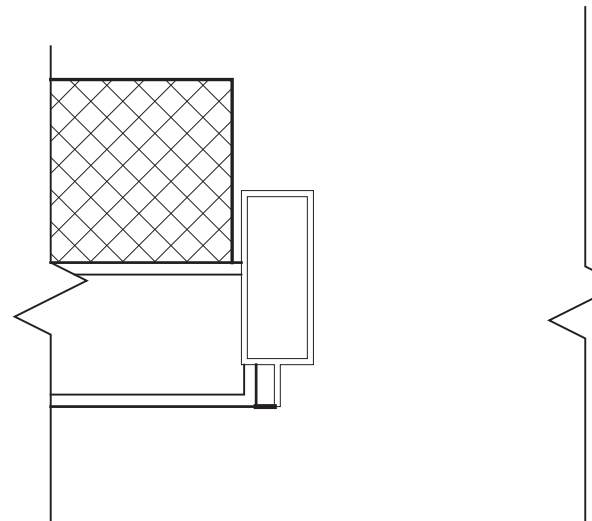
Architect  
Kohn Pedersen Fox Associates PC  
Architects & Planning Consultants  
11 West 42nd Street  
New York, NY 10036  
Tel: 212.977.6500 Fax: 212.956.2526

Structural Engineer  
Thornton Tomasetti, Inc.  
51 Madison Avenue  
New York, NY 10010  
Tel: 917.661.7800 Fax: 917.661.7801

Mechanical, Electrical, Plumbing, Fire Protection  
Jaros Baum & Bolles Consulting Engineers  
80 Pine Street  
New York, NY 10013  
Tel: 212.530.9300 Fax: 212.269.5894

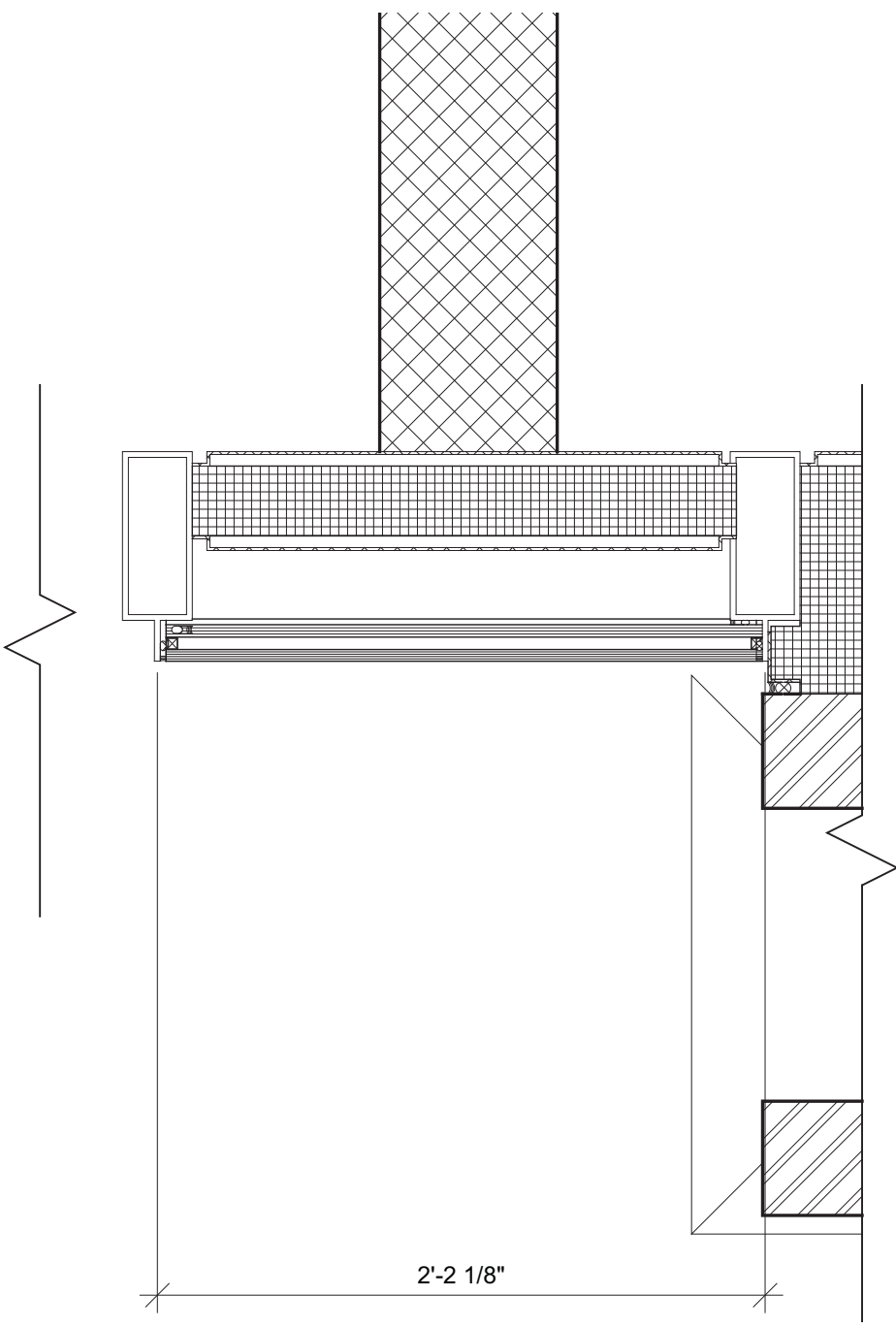
19 PLN\_DTL\_WT16\_DOOR PIVOT

SCALE: 1 1/2" = 1'-0"



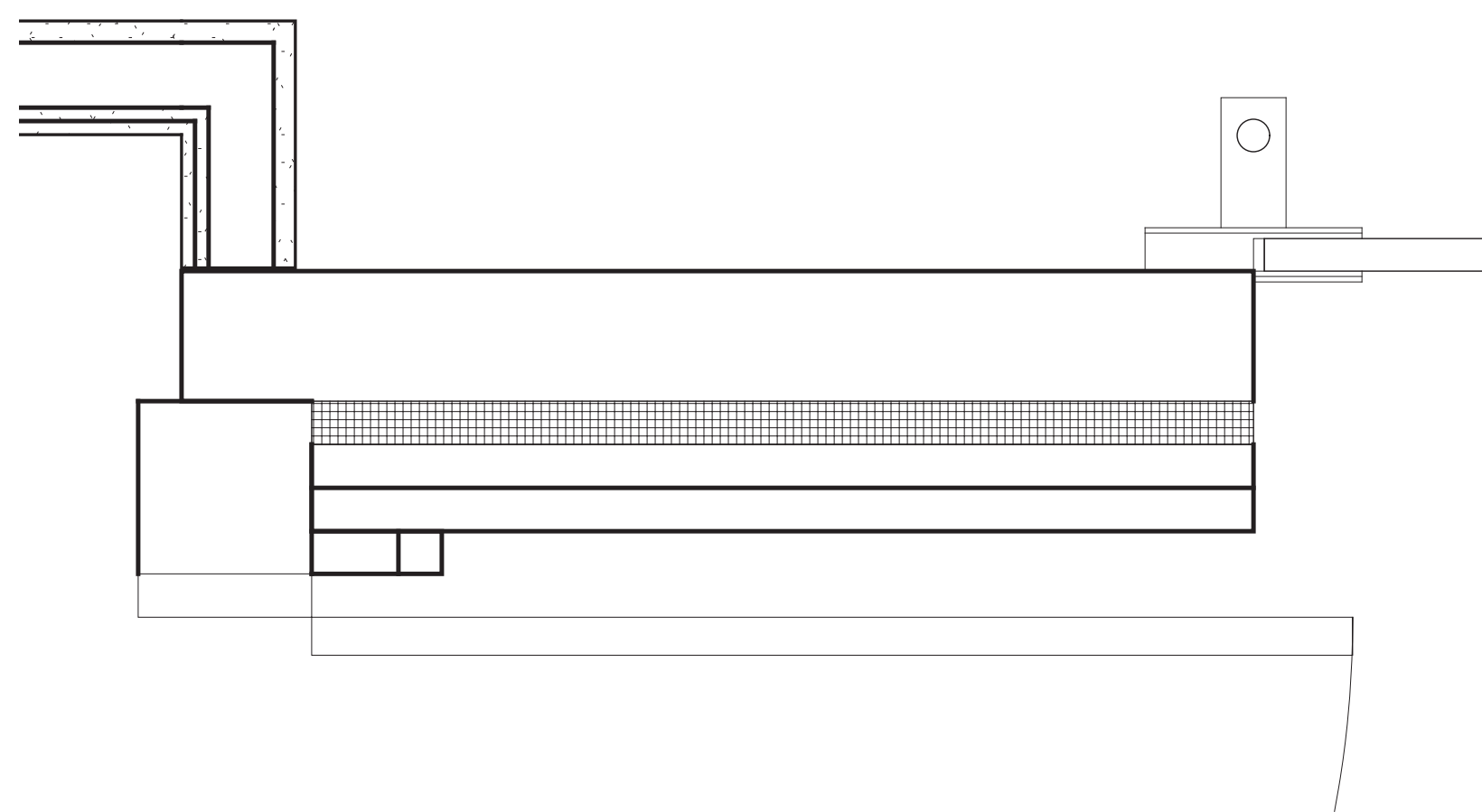
13 PLN\_DTL\_WT16\_DOOR STRIKE

SCALE: 1 1/2" = 1'-0"



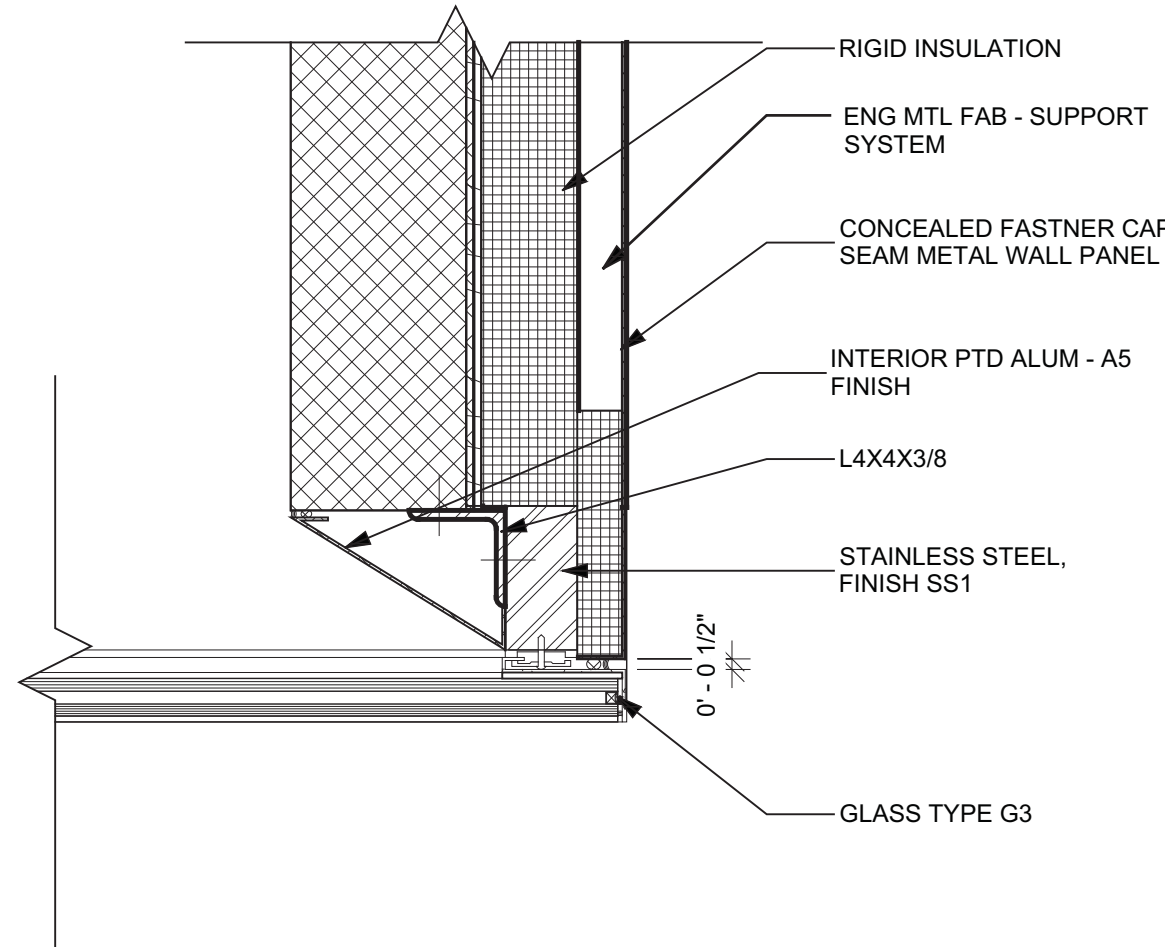
9 PLN\_DTL\_WT19\_DOOR PIVOT & WT15

SCALE: 1 1/2" = 1'-0"



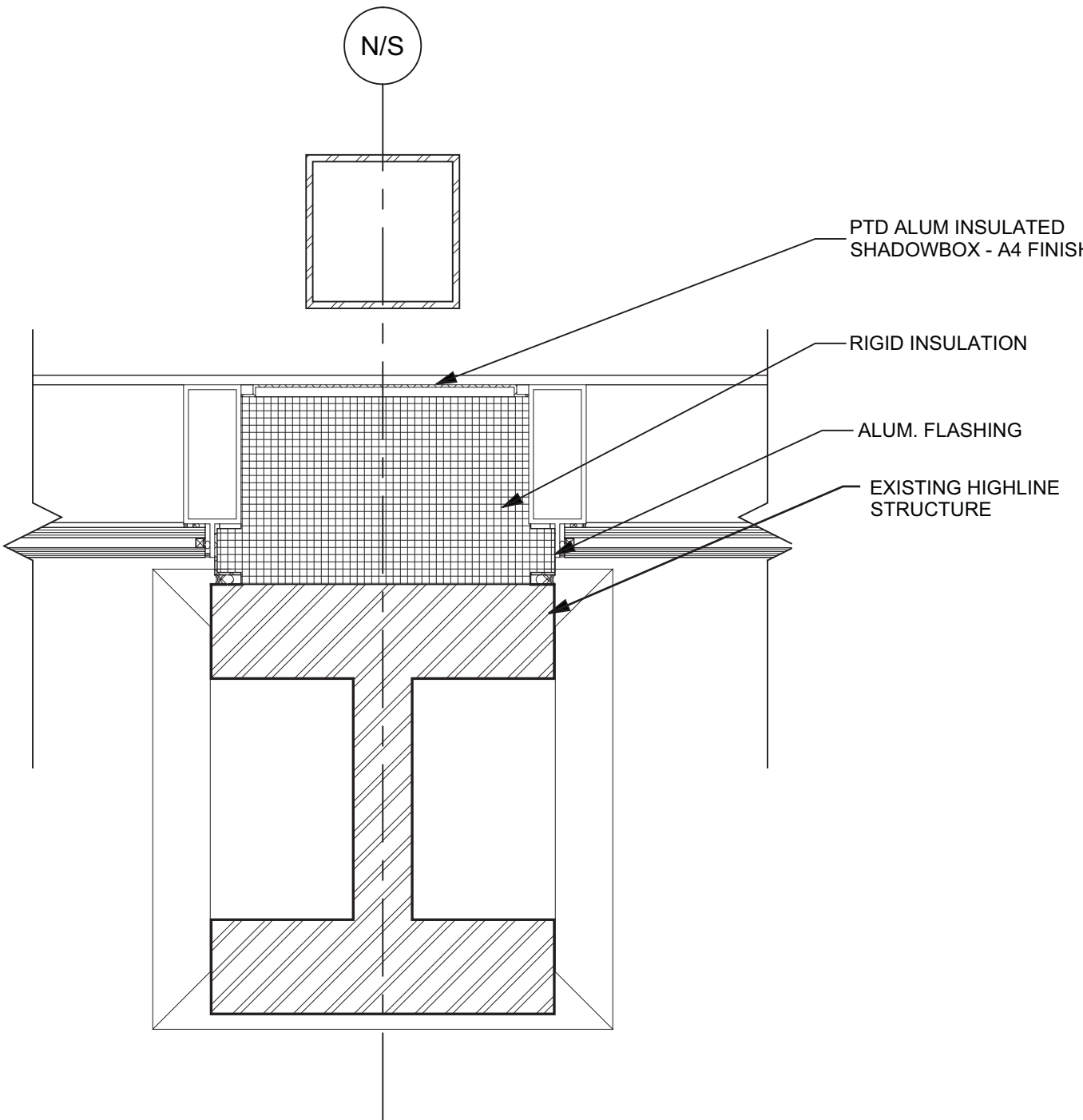
18 PLN\_DTL\_WT16 @ WT19 OUTSIDE CORNER

SCALE: 1 1/2" = 1'-0"



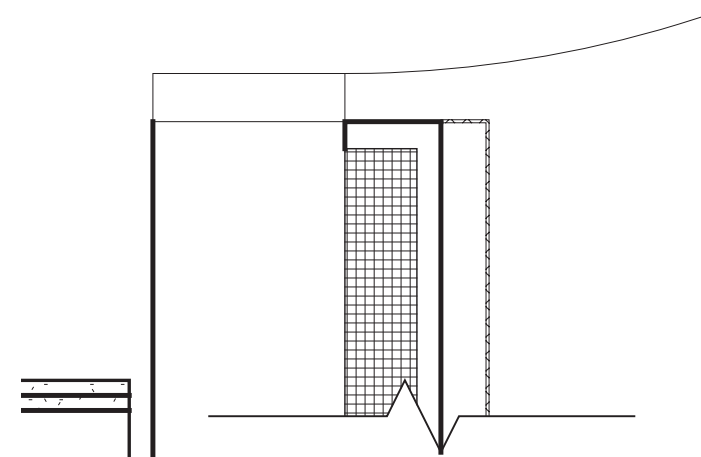
12 PLN\_DTL\_WT16\_TYP @ HIGHLINE COLUMN

SCALE: 1 1/2" = 1'-0"



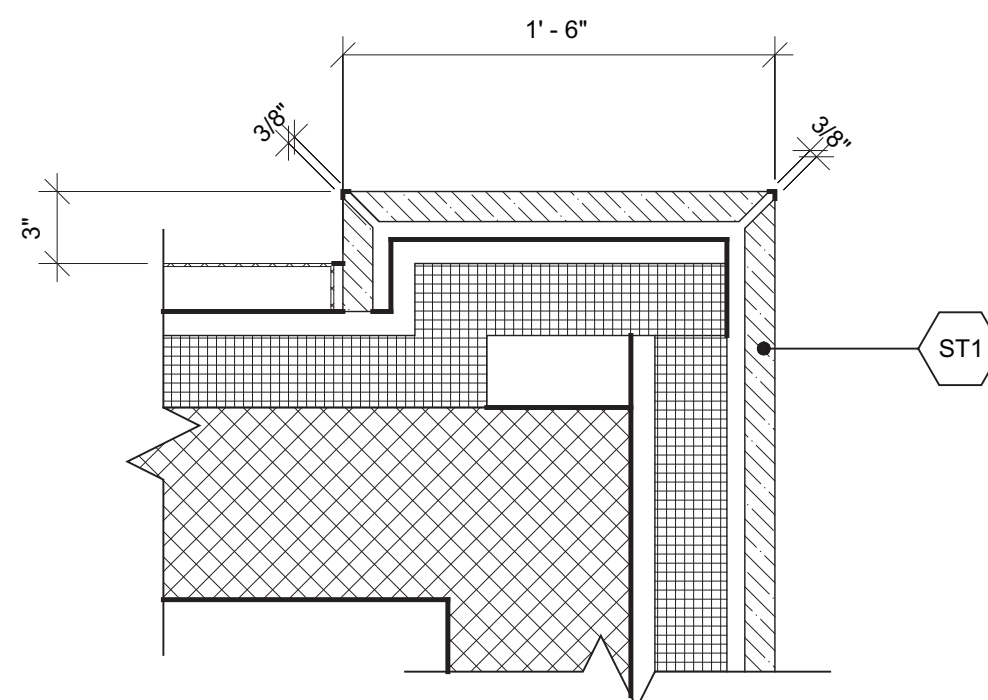
8 PLN\_DTL\_WT19\_DOOR STRIKE

SCALE: 1 1/2" = 1'-0"



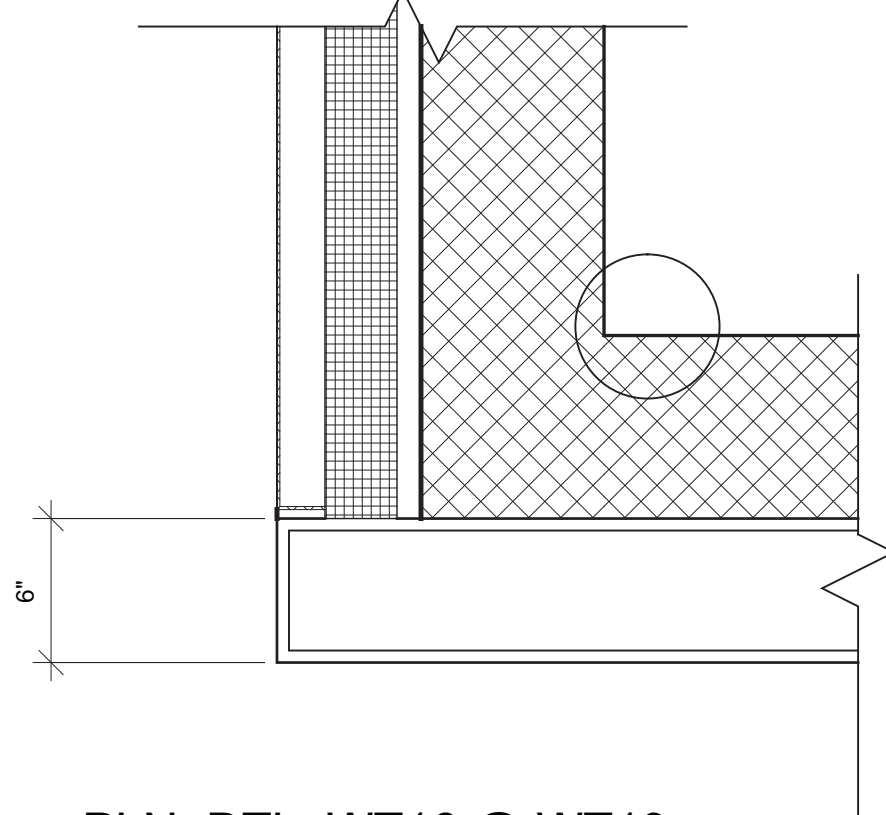
3 PLN\_DTL\_WT21\_OUTSIDE CORNER

SCALE: 1 1/2" = 1'-0"



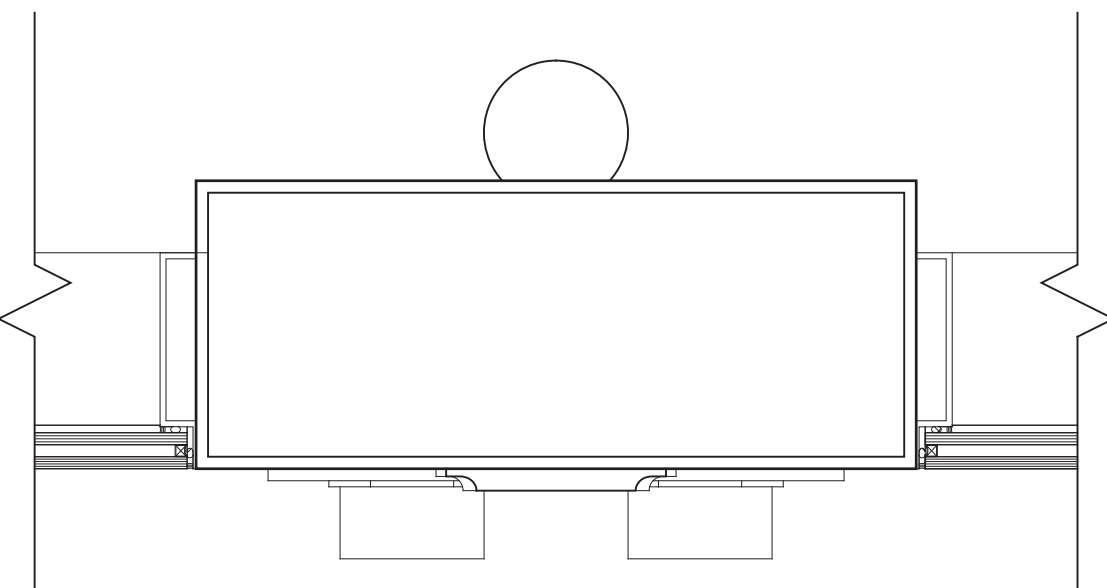
17 PLN\_DTL\_WT16 @ WT19

SCALE: 1 1/2" = 1'-0"



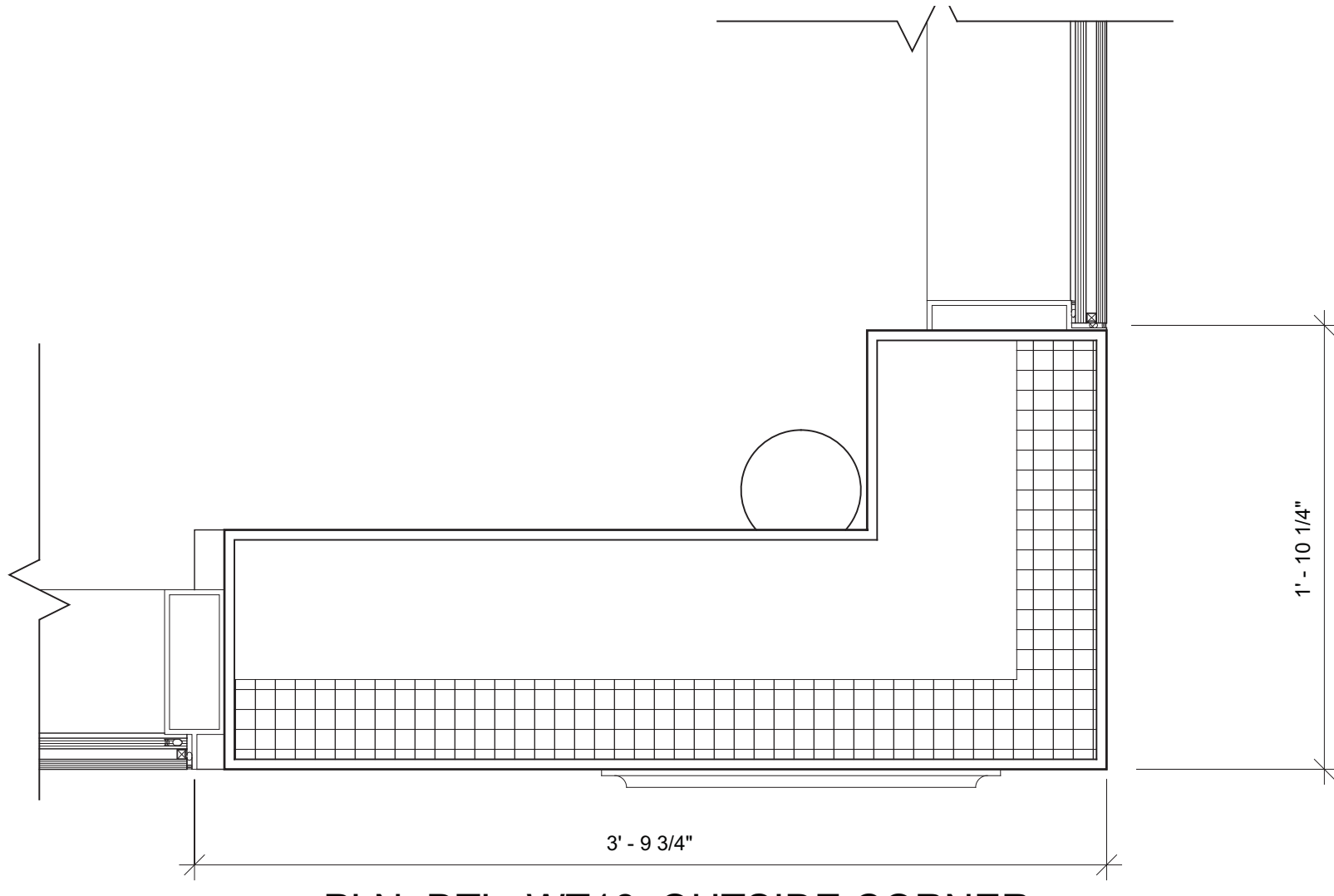
11 PLN\_DTL\_WT16\_SIAMESE PIPES

SCALE: 1 1/2" = 1'-0"



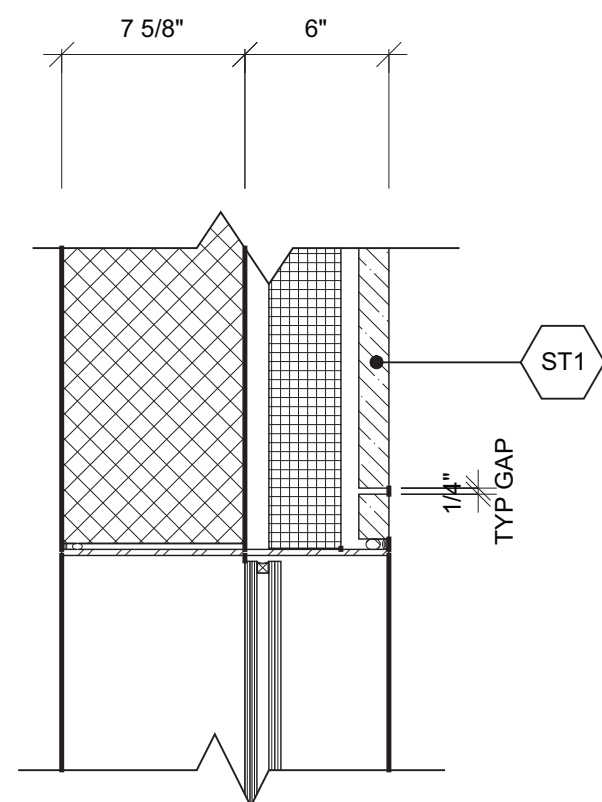
7 PLN\_DTL\_WT16\_OUTSIDE CORNER

SCALE: 1 1/2" = 1'-0"



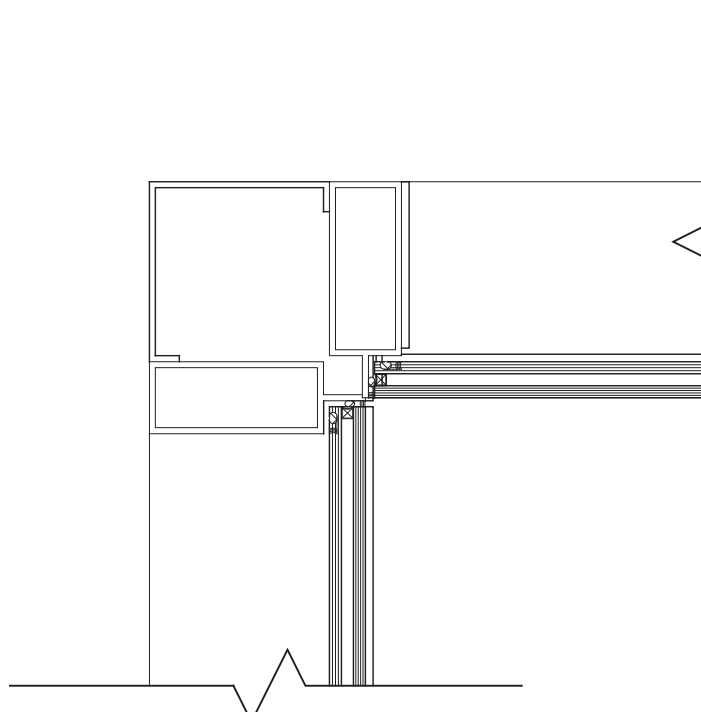
2 PLN\_DTL\_WT21\_WINDOW JAMB

SCALE: 1 1/2" = 1'-0"



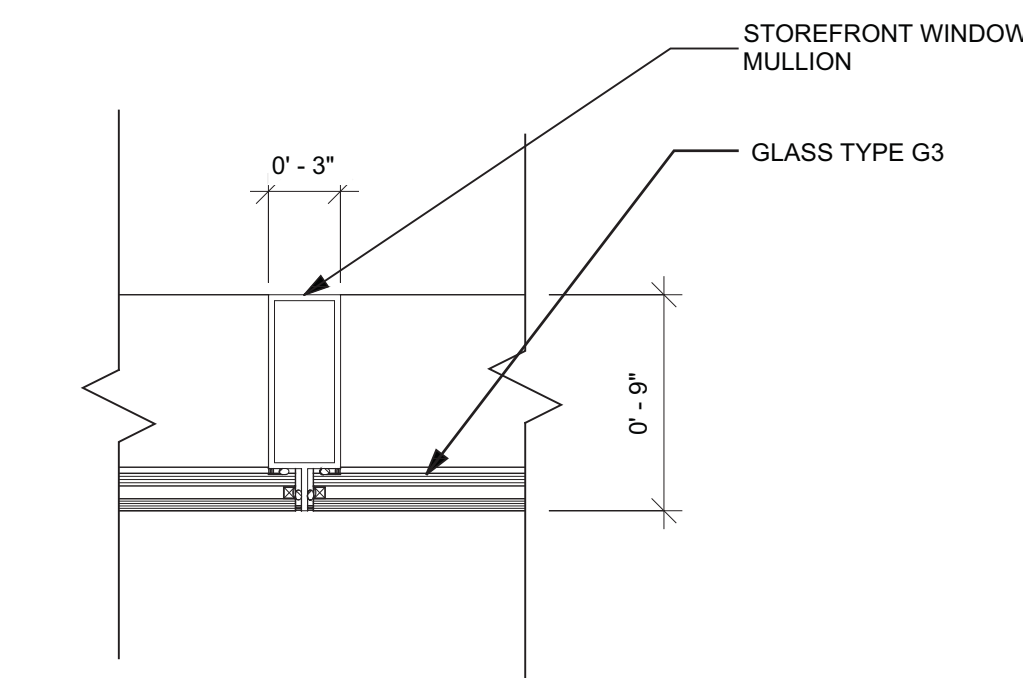
16 PLN\_DTL\_WT16\_INSIDE CORNER

SCALE: 1 1/2" = 1'-0"



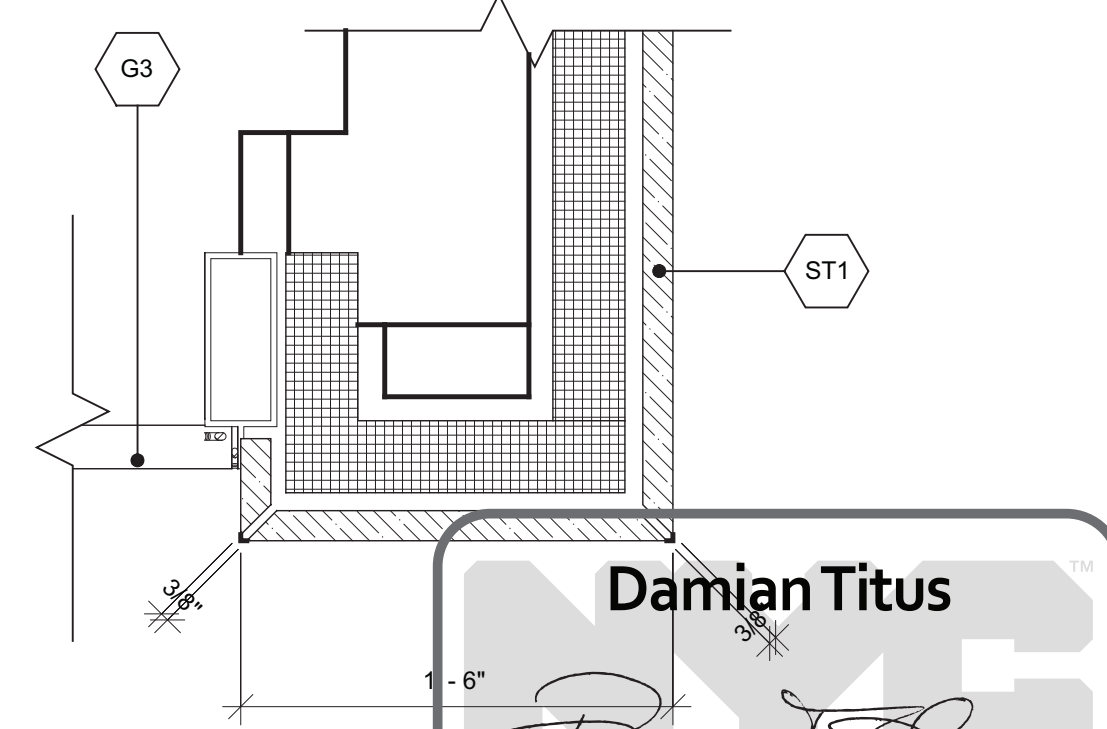
6 PLN\_DTL\_WT16\_TYPICAL MULLION

SCALE: 1 1/2" = 1'-0"



1 PLN\_DTL\_WT16 @ WT21

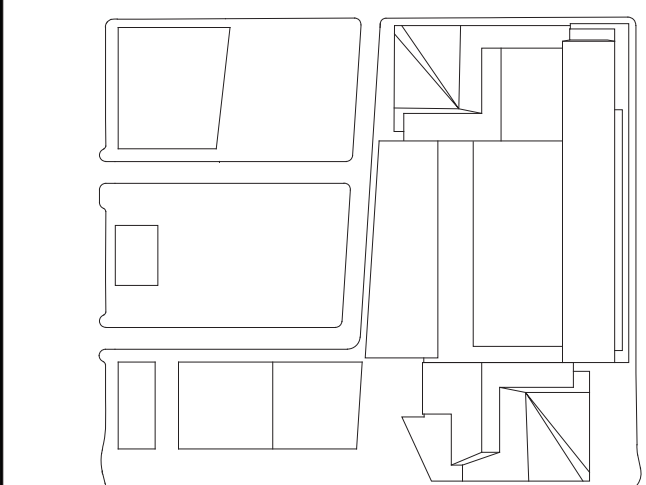
SCALE: 1 1/2" = 1'-0"



1 D.O.B. BUILDING PERMIT FILING 03/22/2013

By Date Issued Date

Any Print



Date:

03/22/2013

Project No:

1776.10

Drawn By:

Sheet Number:

Sheet Number:

HYE-TC-A3-7053

Drawing Title:

PLAN DETAILS

Drawing Number:

A3-7053

Project/Sheet Number:

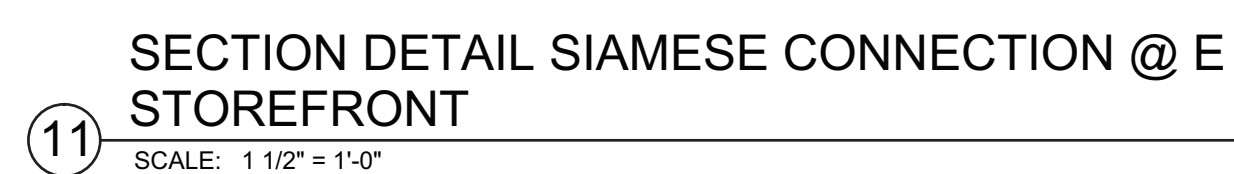
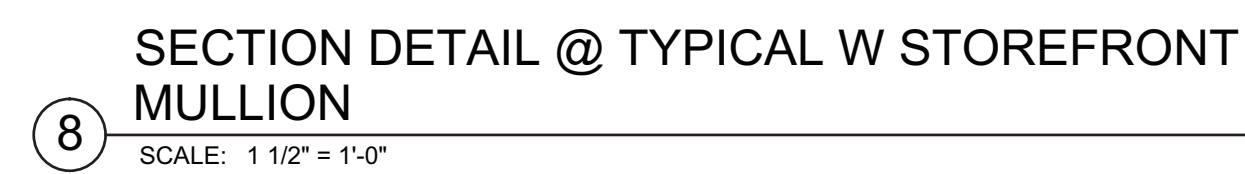
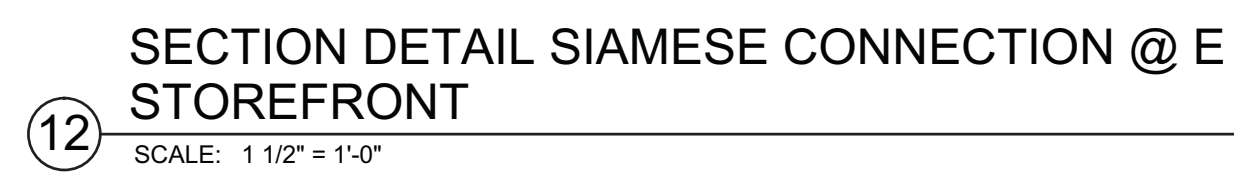
A-367.00

SHEET 168 OF 239

© 2013 KOHN PEDERSEN FOX ASSOCIATES PC. All rights reserved.



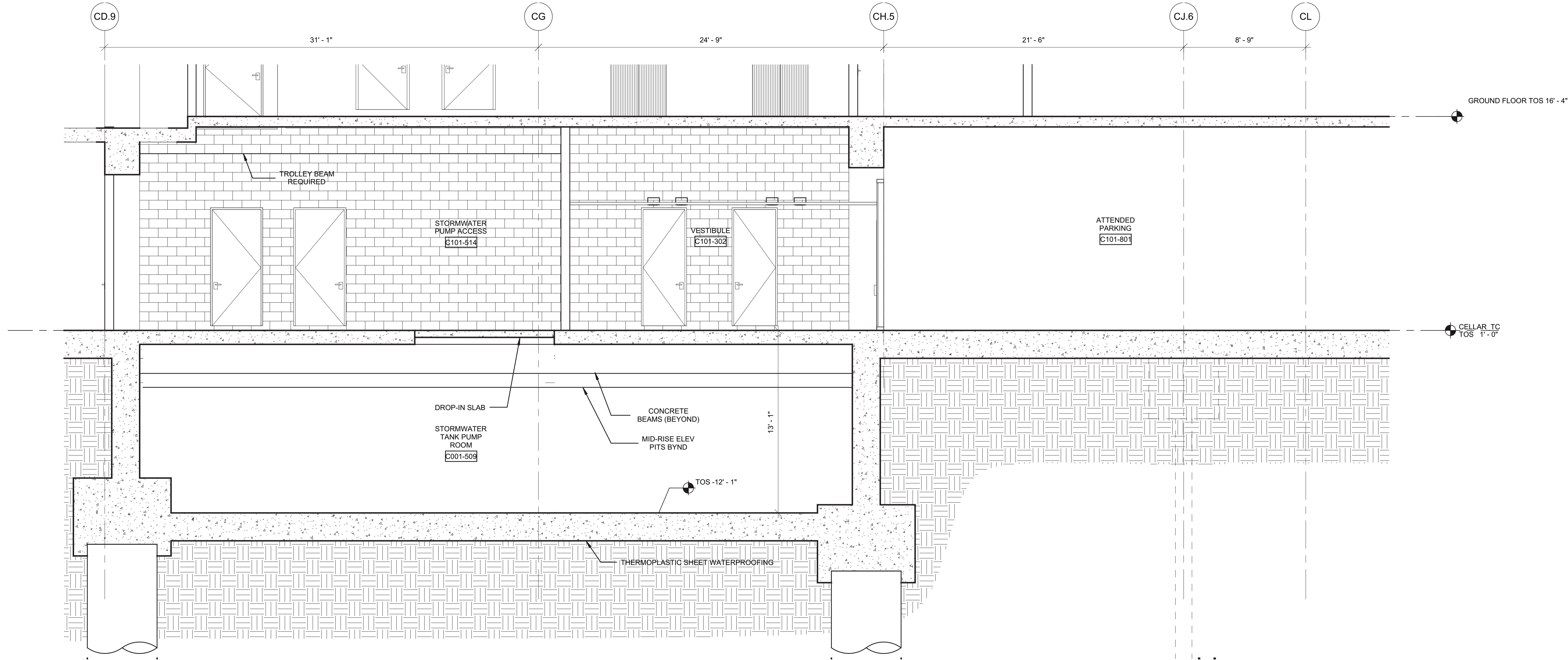
*Mechanical, Electrical, Plumbing, Fire Protection*  
Jaros Baum & Bolles Consulting Engineers  
80 Pine Street  
New York, NY 10013  
Tel: 212.530.9300 Fax: 212.269.5894



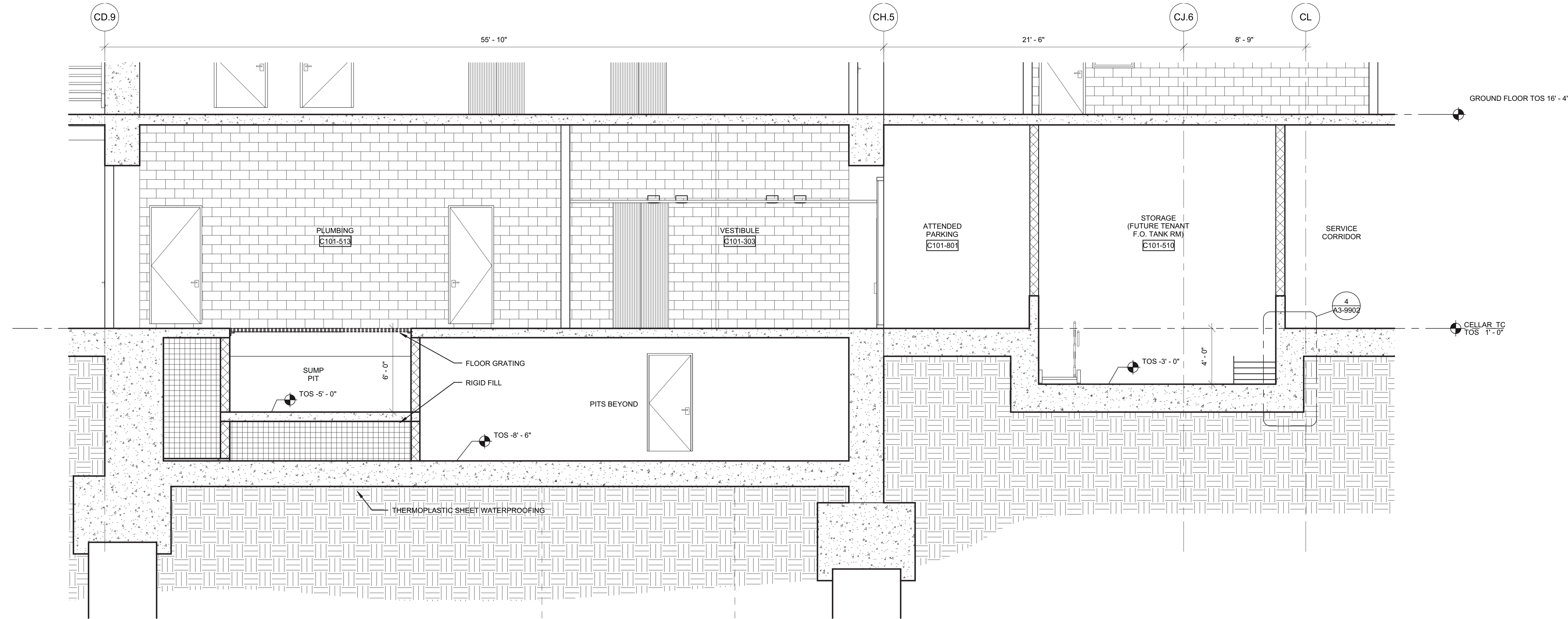
A-368.00



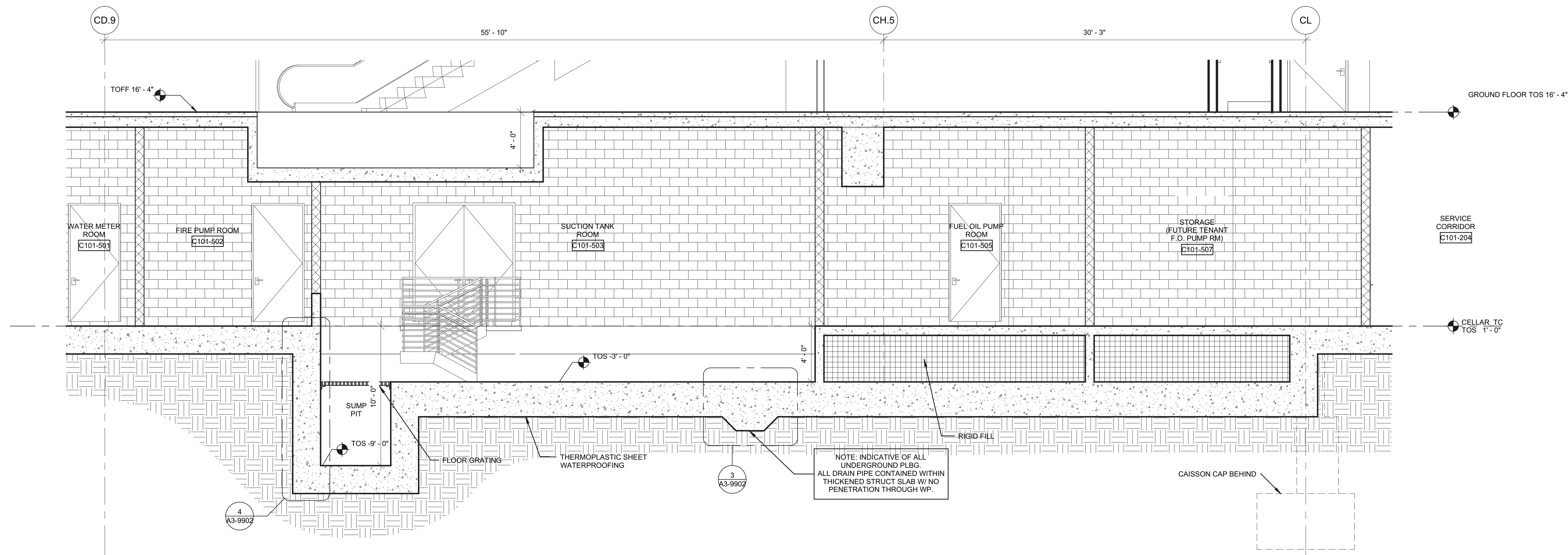
Filename: P:\Projects\1776\_WestSideYardsDrawings\CAD\Sheet\CD06\_Permi\_Serv\Sheet\WTC-A3-9101.dwg Plotted by: Matt Gregory Plot Time: 3/21/2013 4:45 PM



3 PARTIAL CORE SECTIONS LOOKING WEST AT COLUMN LINE C9.7  
SCALE: 1/4" = 1'-0"



2 PARTIAL CORE SECTIONS LOOKING WEST AT COLUMN LINE C7.7  
SCALE: 1/4" = 1'-0"



1 PARTIAL CORE SECTIONS LOOKING WEST AT COLUMN LINE C2  
SCALE: 1/4" = 1'-0"

**Damian Titus**  
Buildings  
APPROVED  
Under Directive 2 of 1975  
Date/Time: Aug 15, 2013 - 10:18 AM  
NYC Development Hub

## HUDSON YARDS - TOWER C

Address  
501 WEST 30TH STREET  
NEW YORK, NY



Client  
Related Companies  
60 Columbus Circle  
New York, NY 10023  
Tel: 212.801.1000 Fax: 212.801.1048

Oxford Properties Group  
320 Park Avenue, 17th Floor  
New York, NY 10022  
Tel: 212.966.7514 Fax: 212.986.7510

Construction Manager  
Tishman Construction Corporation  
100 Park Avenue, 5th Floor  
New York, NY 10017  
Tel: 212.708.5000

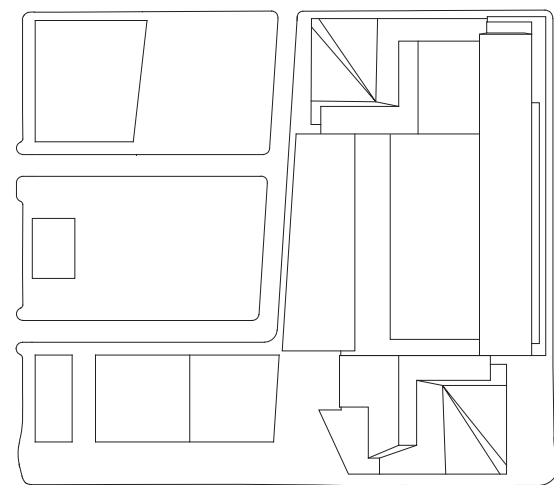
Architect  
Kohn Pedersen Fox Associates PC  
Architects & Planning Consultants  
11 West 42nd Street  
New York, NY 10036  
Tel: 212.977.6500 Fax: 212.956.2526

Structural Engineer  
Thornton Tomasetti, Inc.  
51 Madison Avenue  
New York, NY 10010  
Tel: 917.661.7800 Fax: 917.661.7801

Mechanical, Electrical, Plumbing, Fire Protection  
Jaros Baum & Bolles Consulting Engineers  
80 Pine Street  
New York, NY 10013  
Tel: 212.530.9300 Fax: 212.269.5894

1	D.O.B. BUILDING PERMIT FILING	03/22/2013
Rev	Date	Date

Key Plan



Date:  
03/22/2013  
Project No:  
1776.10  
Sheet No:

Sheet Number

HYE-TC-A3-9101

Drawing Title

TOWER CORE  
PARTIAL SECTIONS

Drawing Number:

A3-9101

NYC Development Hub

A-369.00

SHEET 170 OF 239

© 2013 KOHN PEDERSEN FOX ASSOCIATES PC. All rights reserved.





Client  
Related Companies  
60 Columbus Circle  
New York, NY 10023  
Tel: 212.801.1000 Fax: 212.801.1048

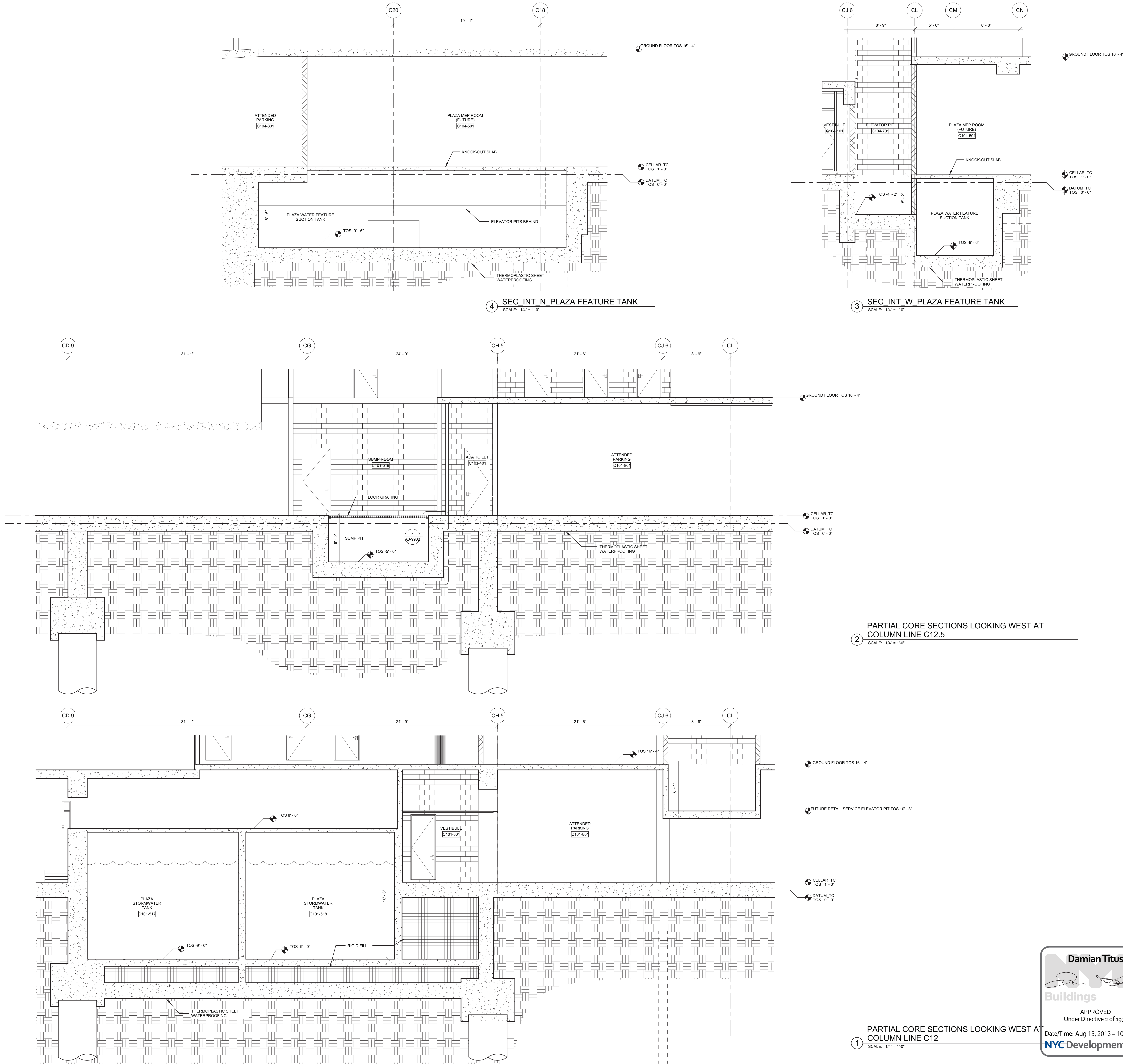
Oxford Properties Group  
320 Park Avenue, 17th Floor  
New York, NY 10022  
Tel: 212.986.7514 Fax: 212.986.7510

Construction Manager  
Tishman Construction Corporation  
100 Park Avenue, 5th Floor  
New York, NY 10017  
Tel: 212.708.5000

Architect  
Kohn Pedersen Fox Associates PC  
Architects & Planning Consultants  
11 West 42nd Street  
New York, NY 10036  
Tel: 212.977.6500 Fax: 212.956.2526

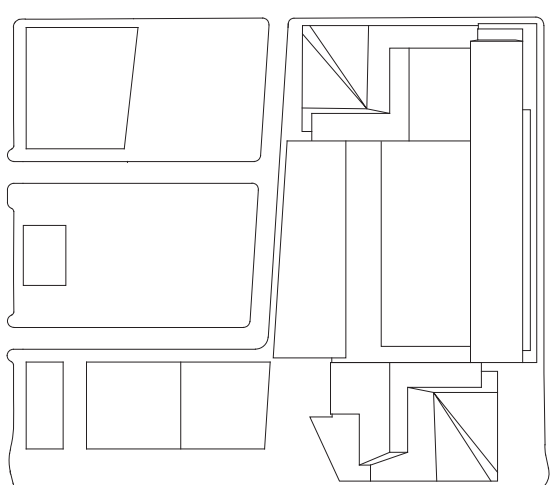
Structural Engineer  
Thornton Tomasetti, Inc.  
51 Madison Avenue  
New York, NY 10010  
Tel: 917.661.7800 Fax: 917.661.7801

Mechanical, Electrical, Plumbing, Fire Protection  
Jaros Baum & Bolles Consulting Engineers  
80 Pine Street  
New York, NY 10013  
Tel: 212.530.9300 Fax: 212.269.5894



1	D.O.B. BUILDING PERMIT FILING	03/22/2013
No.	Date	Date

Key Plan



Date:  
03/22/2013  
Project No:  
1776.10  
Revision No:  
Sheet Number

HYE-TC-A3-9102

Drawing Title

TOWER CORE  
PARTIAL SECTIONS

Drawing Number:  
A3-9102

Architect Drawing Number:  
A-370.00



HUDSON YARDS -  
TOWER C

Address  
501 WEST 30TH STREET  
NEW YORK, NY



Client  
Related Companies  
60 Columbus Circle  
New York, NY 10023  
Tel: 212.801.1000 Fax: 212.801.1048

Oxford Properties Group  
320 Park Avenue, 17th Floor  
New York, NY 10022  
Tel: 212.986.7514 Fax: 212.986.7510

Construction Manager  
Tishman Construction Corporation  
100 Park Avenue, 5th Floor  
New York, NY 10017  
Tel: 212.708.5000

Architect  
Kohn Pedersen Fox Associates PC  
Architects & Planning Consultants  
11 West 42nd Street  
New York, NY 10036  
Tel: 212.977.6500 Fax: 212.956.2526


Structural Engineer  
Thornton Tomasetti, Inc.  
51 Madison Avenue  
New York, NY 10010  
Tel: 917.661.7800 Fax: 917.661.7801

Mechanical, Electrical, Plumbing, Fire Protection  
Jaroš Baum & Bolles Consulting Engineers  
80 Pine Street  
New York, NY 10013  
Tel: 212.530.9300 Fax: 212.269.5894

1 D.O.B. BUILDING PERMIT FILING 03/22/2013

By Date

Key Plan



Date:

03/22/2013

Project No:

1776.10

Drawn By:

Sheet Number

1776.10

Drawing Title

HYE-TC-A3-9103

TOWER CORE  
PARTIAL SECTIONS

Project Name:

A3-9103

Project Number

A-371.00

SHEET 172 OF 239

© 2013 KOHN PEDERSEN FOX ASSOCIATES P.C. All rights reserved.

PARTIAL CORE SECTIONS LOOKING NORTH  
AT COLUMN LINE CK

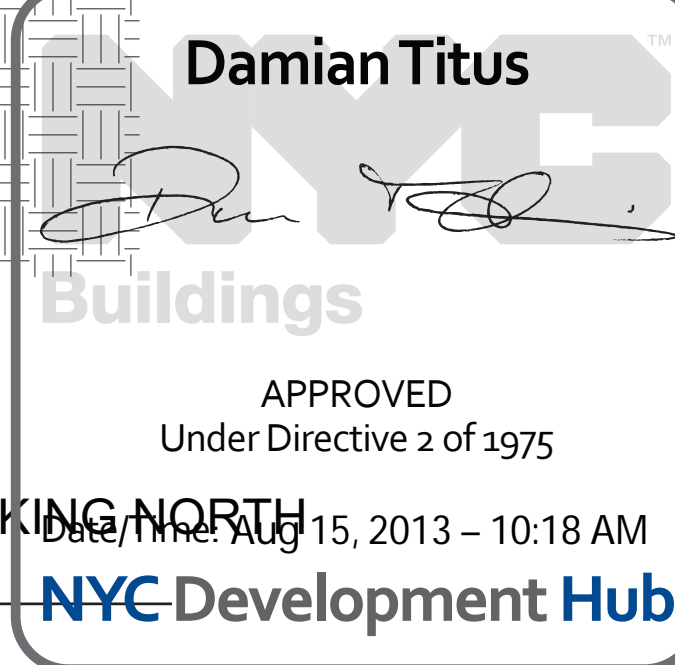
SCALE: 1/4" = 1'-0"

PARTIAL CORE SECTIONS LOOKING NORTH  
AT COLUMN LINE CH2

SCALE: 1/4" = 1'-0"

PARTIAL CORE SECTIONS LOOKING NORTH  
AT COLUMN LINE CF

SCALE: 1/4" = 1'-0"





HUDSON YARDS -  
TOWER C

Address  
501 WEST 30TH STREET  
NEW YORK, NY



Client  
Related Companies  
60 Columbus Circle  
New York, NY 10023  
Tel: 212.801.1000 Fax: 212.801.1048

Oxford Properties Group  
320 Park Avenue, 17th Floor  
New York, NY 10022  
Tel: 212.866.7514 Fax: 212.986.7510

Construction Manager  
Tishman Construction Corporation  
100 Park Avenue, 5th Floor  
New York, NY 10017  
Tel: 212.708.5600

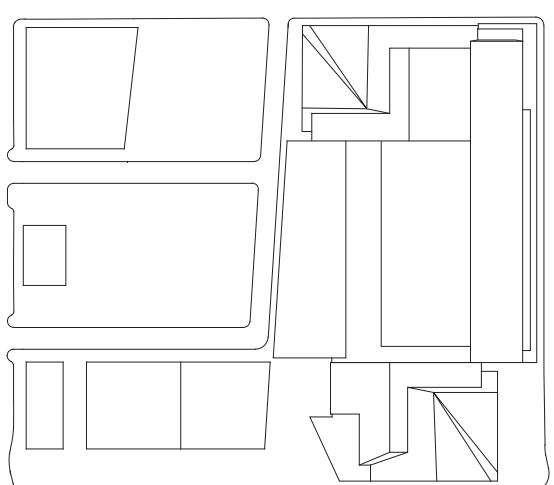
Architect  
Kohn Pedersen Fox Associates PC  
Architects & Planning Consultants  
11 West 42nd Street  
New York, NY 10036  
Tel: 212.977.6500 Fax: 212.956.2526

Structural Engineer  
Thornton Tomasetti, Inc.  
51 Madison Avenue  
New York, NY 10010  
Tel: 917.661.7800 Fax: 917.661.7801

Mechanical, Electrical, Plumbing, Fire Protection  
Jaros Baum & Bolles Consulting Engineers  
80 Pine Street  
New York, NY 10013  
Tel: 212.530.9300 Fax: 212.269.5894

1 D.O.B. BUILDING PERMIT FILING 03/22/2013  
Date Issue Date

Key Plan



Date:  
03/22/2013

Project No.:  
1776.10

Sheet No.:  
HYE-TC-A3-9201

Project Title  
HYE-TC-A3-9201

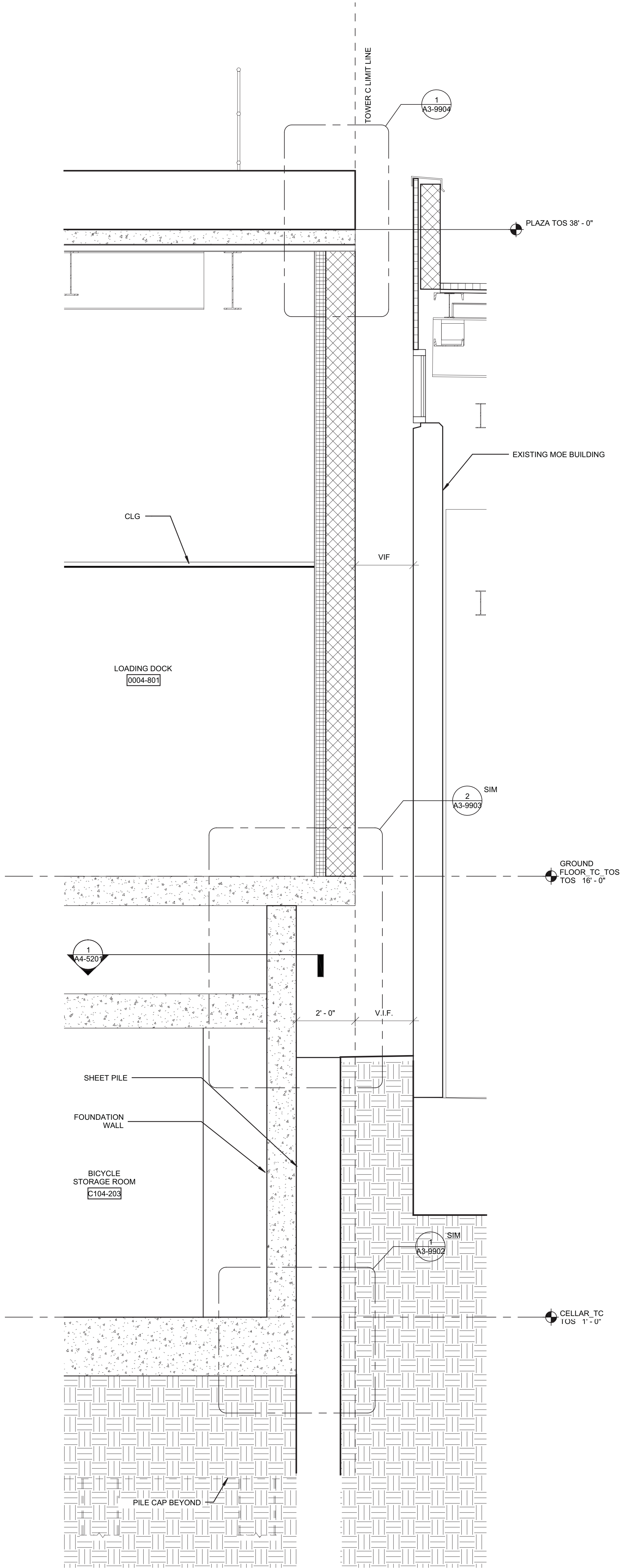
TERRA FIRMA  
EXTERIOR WALL  
ENLARGED SECTIONS

Project Number:  
A3-9201

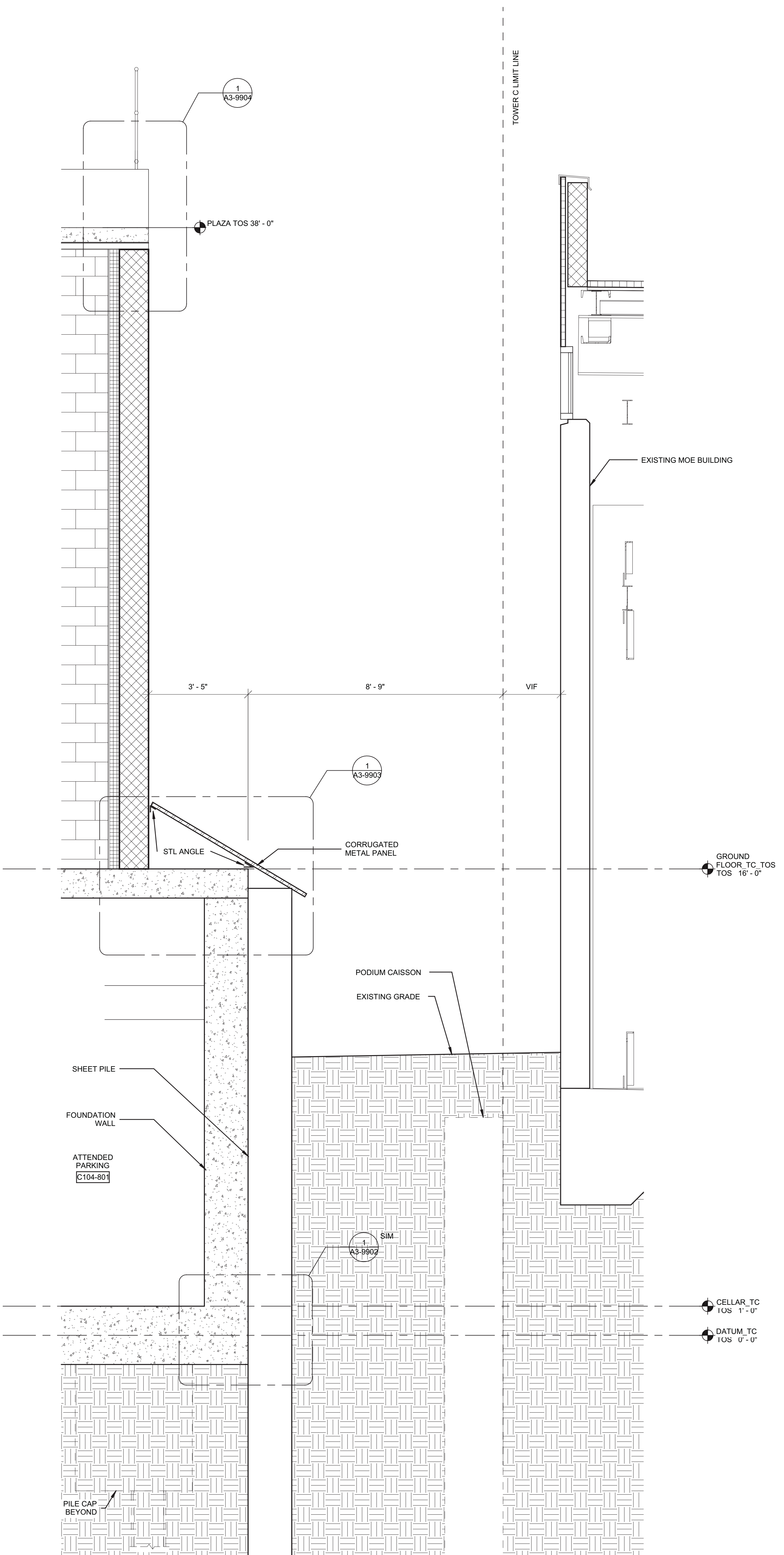
Project Name:  
A-372.00

SHEET 173 OF 239

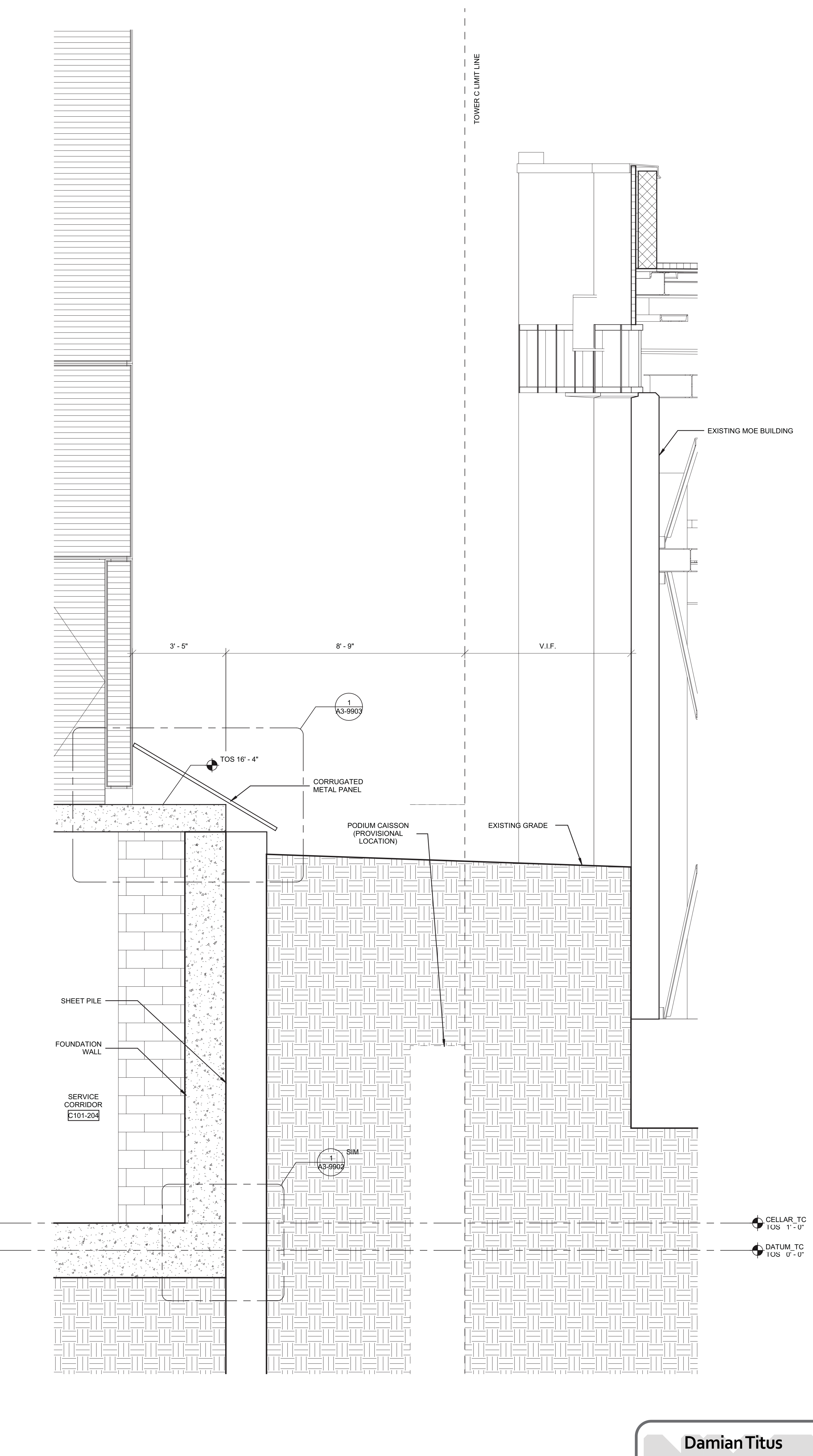
© 2013 KOHN PEDERSEN FOX ASSOCIATES P.C. All rights reserved.



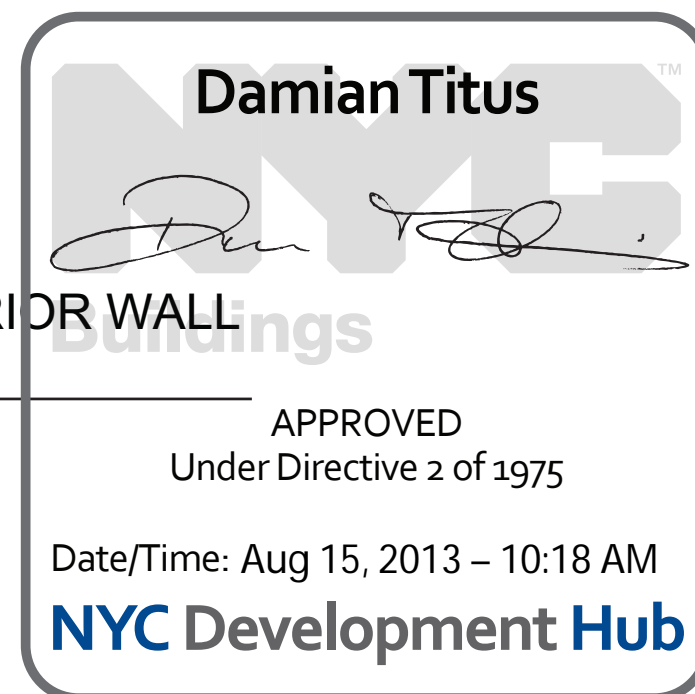
SECTION DETAIL OF NORTH EXTERIOR WALL  
AT COLUMN LINE C34  
③ SCALE: 1/2" = 1'-0"



SECTION DETAIL OF NORTH EXTERIOR WALL  
AT COLUMN LINE C26  
② SCALE: 1/2" = 1'-0"



SECTION DETAIL OF NORTH EXTERIOR WALL  
AT COLUMN LINE C1.5  
① SCALE: 1/2" = 1'-0"









HUDSON YARDS -  
TOWER C

Address  
501 WEST 30TH STREET  
NEW YORK, NY



Client  
Related Companies  
60 Columbus Circle  
New York, NY 10023  
Tel: 212.801.1000 Fax: 212.801.1048

Oxford Properties Group  
320 Park Avenue, 17th Floor  
New York, NY 10022  
Tel: 212.986.7514 Fax: 212.986.7510

Construction Manager  
Tishman Construction Corporation  
100 Park Avenue, 5th Floor  
New York, NY 10017  
Tel: 212.708.5600

Architect  
Kohn Pedersen Fox Associates PC  
Architects & Planning Consultants  
11 West 42nd Street  
New York, NY 10036  
Tel: 212.977.6500 Fax: 212.956.2526


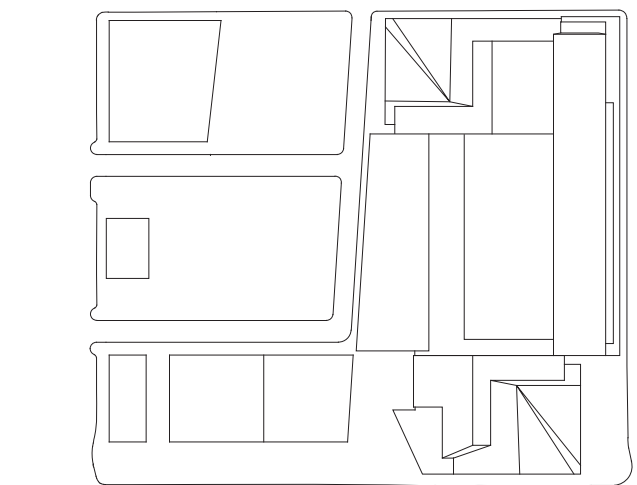
Structural Engineer  
Thornton Tomasetti, Inc.  
51 Madison Avenue  
New York, NY 10010  
Tel: 917.661.7800 Fax: 917.661.7801

Mechanical, Electrical, Plumbing, Fire Protection  
Jaros Baum & Bolles Consulting Engineers  
80 Pine Street  
New York, NY 10013  
Tel: 212.530.9300 Fax: 212.269.5894

No.	Issue	Date
1	D.O.B. BUILDING PERMIT FILING	03/22/2013

No.	Issue	Date
1	D.O.B. BUILDING PERMIT FILING	03/22/2013

Key Plan



HYE-TC-A3-9203

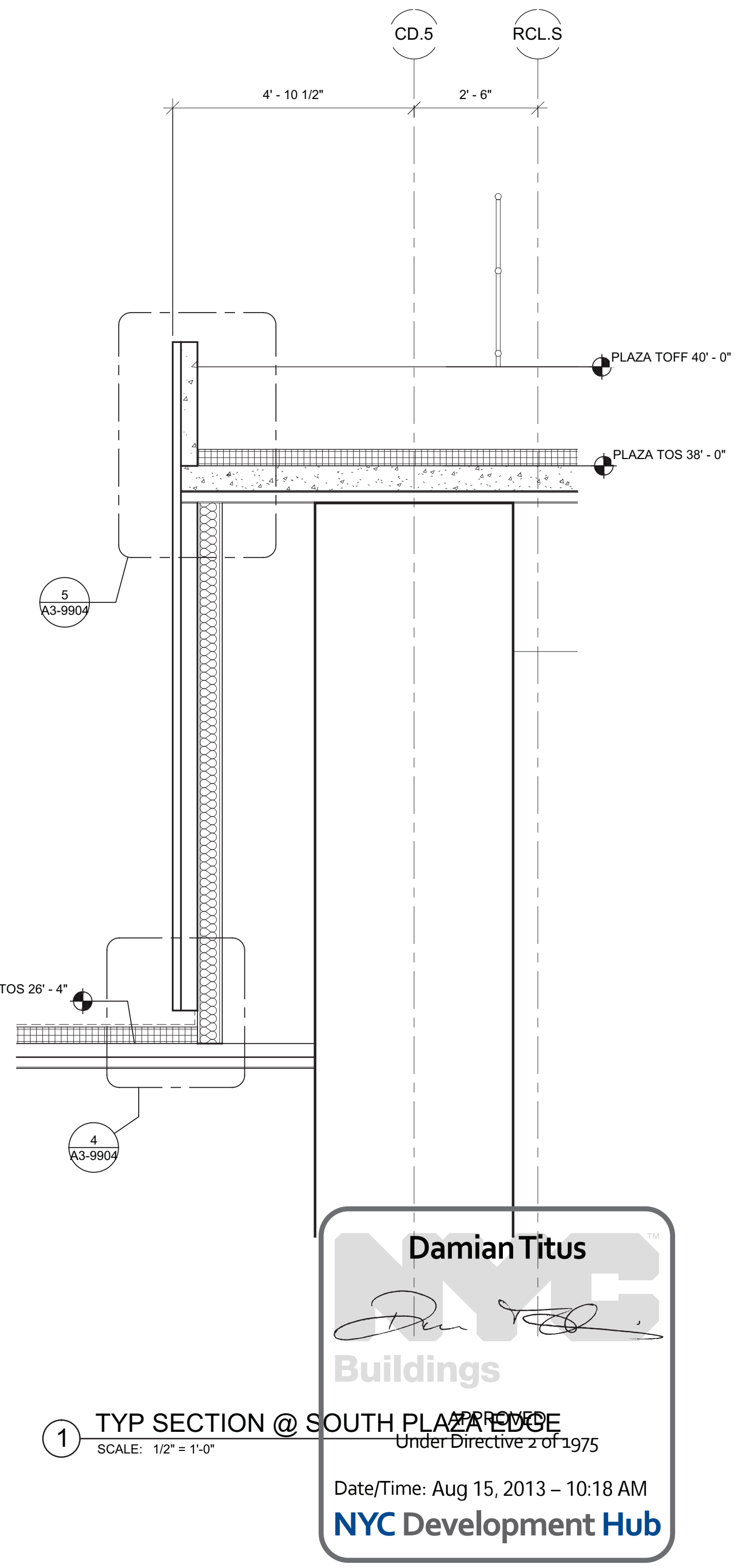
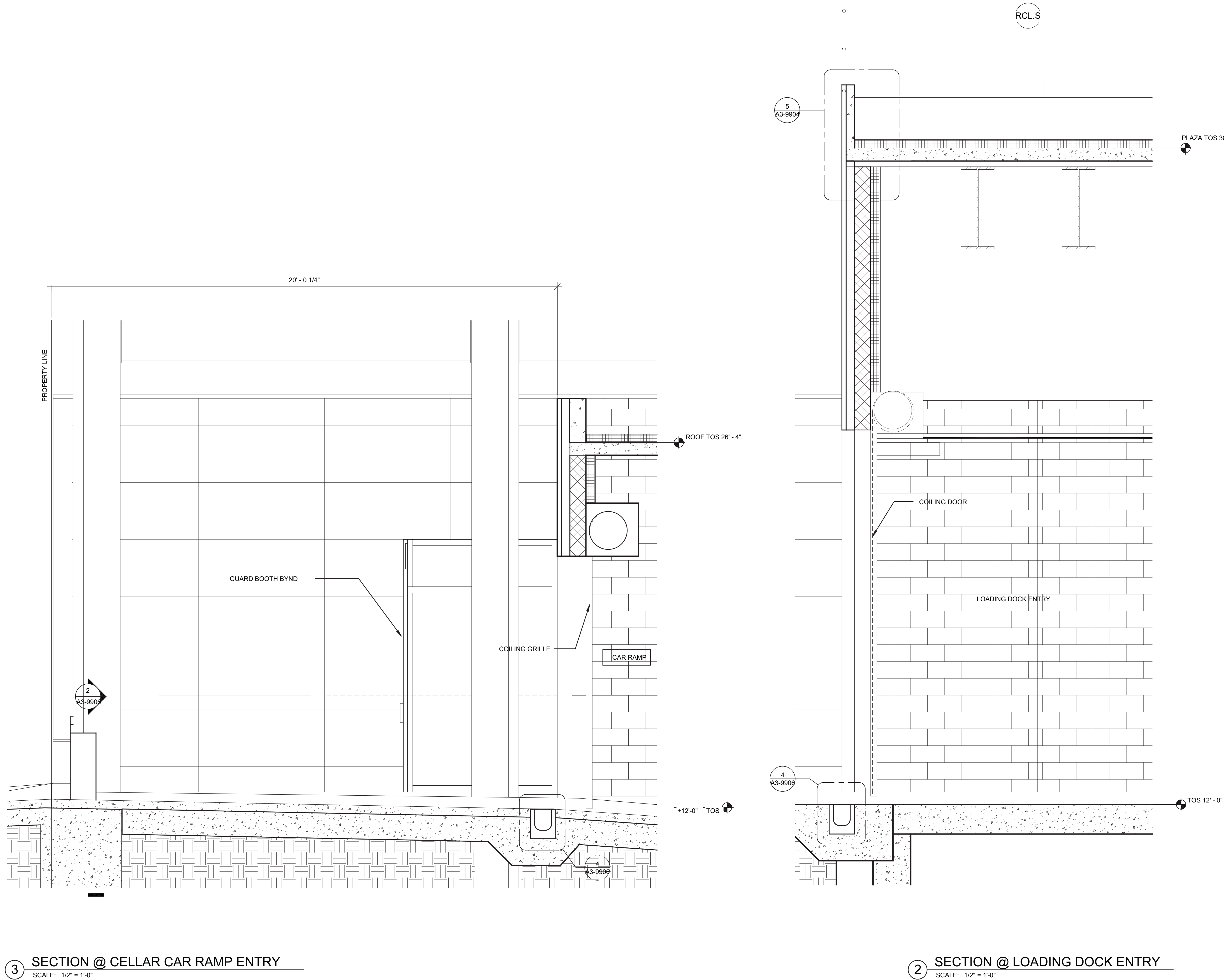
TERRA FIRMA  
EXTERIOR WALL  
ENLARGED SECTIONS

Drawing Number  
A3-9203

Sheet Number  
A-374.00

Sheet 175 of 239

© 2013 KOHN PEDERSEN FOX ASSOCIATES PC. All rights reserved.



3 SECTION @ CELLAR CAR RAMP ENTRY  
SCALE: 1/2" = 1'-0"

2 SECTION @ LOADING DOCK ENTRY  
SCALE: 1/2" = 1'-0"

1 TYP SECTION @ SOUTH PLAZA EDGE  
SCALE: 1/2" = 1'-0"

**Damian Titus**  
Buildings  
Date/Time: Aug 15, 2013 - 10:18 AM  
NYC Development Hub



HUDSON YARDS -  
TOWER C

Address  
501 WEST 30TH STREET  
NEW YORK, NY



Client  
Related Companies  
60 Columbus Circle  
New York, NY 10023  
Tel: 212.801.1000 Fax: 212.801.1048

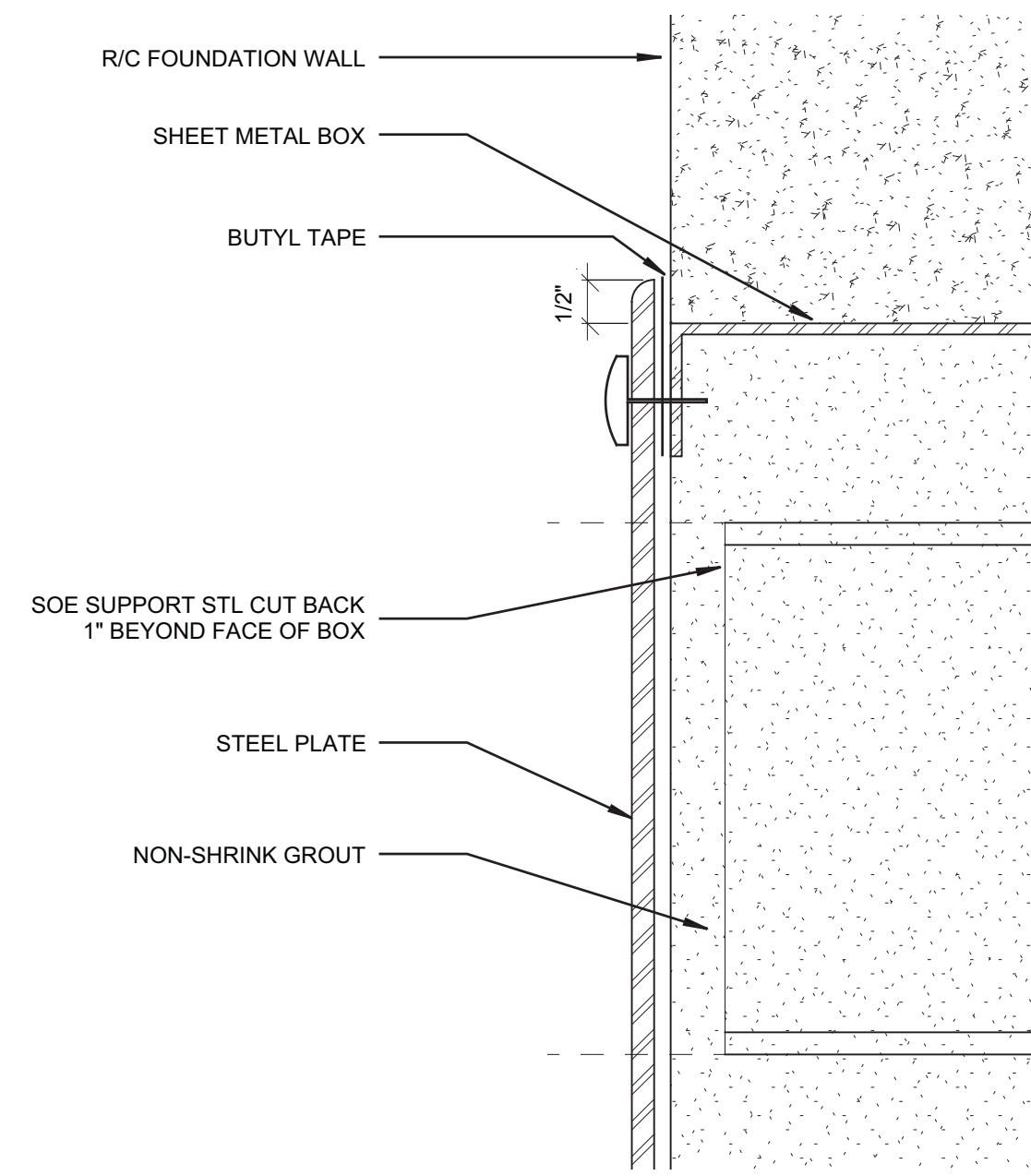
Oxford Properties Group  
320 Park Avenue, 17th Floor  
New York, NY 10022  
Tel: 212.986.7514 Fax: 212.986.7510

Construction Manager  
Tishman Construction Corporation  
100 Park Avenue, 5th Floor  
New York, NY 10017  
Tel: 212.708.5600

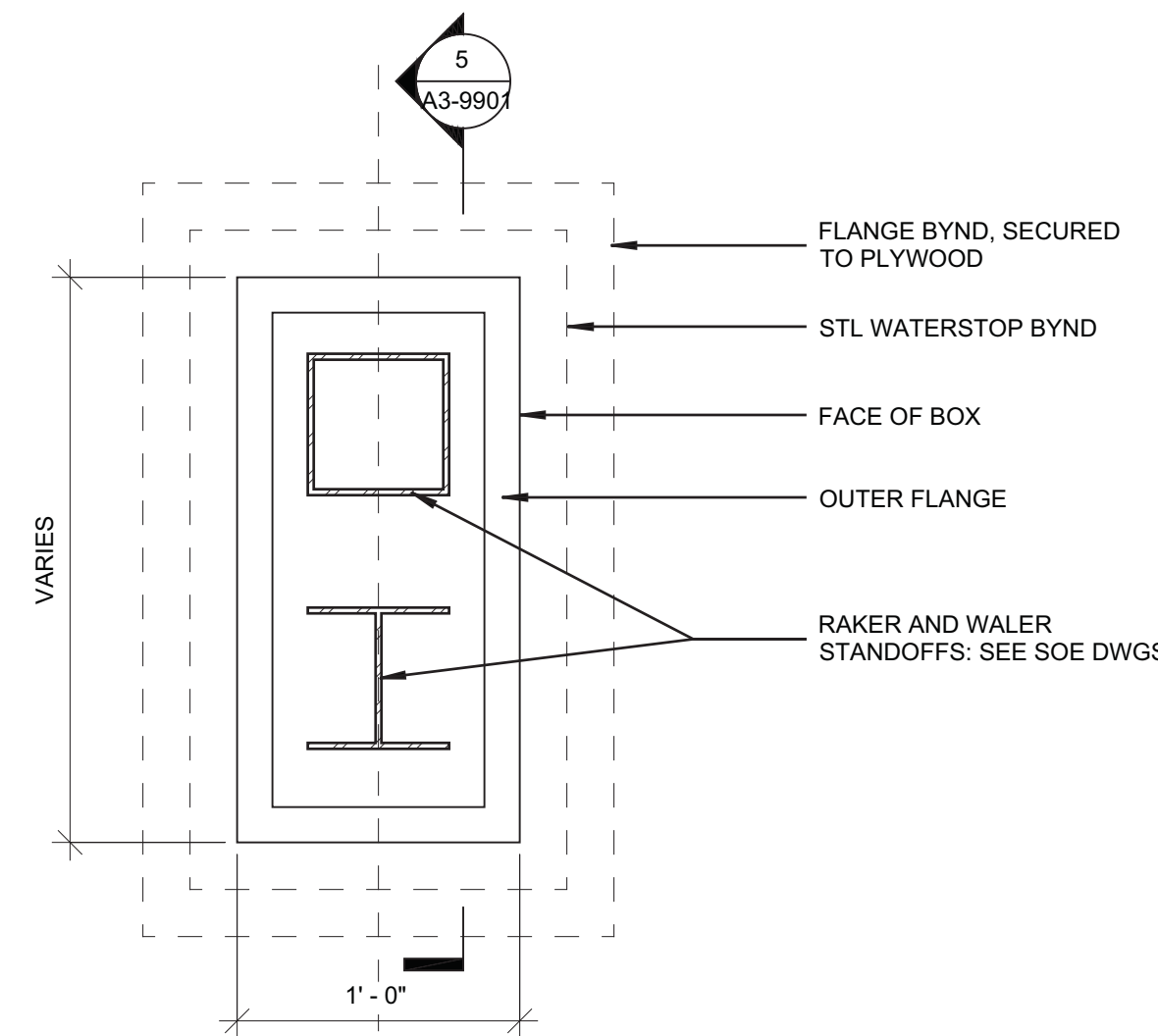
Architect  
Kohn Pedersen Fox Associates PC  
Architects & Planning Consultants  
11 West 42nd Street  
New York, NY 10036  
Tel: 212.977.6500 Fax: 212.956.2526

Structural Engineer  
Thornton Tomasetti, Inc.  
51 Madison Avenue  
New York, NY 10010  
Tel: 917.661.7800 Fax: 917.661.7801

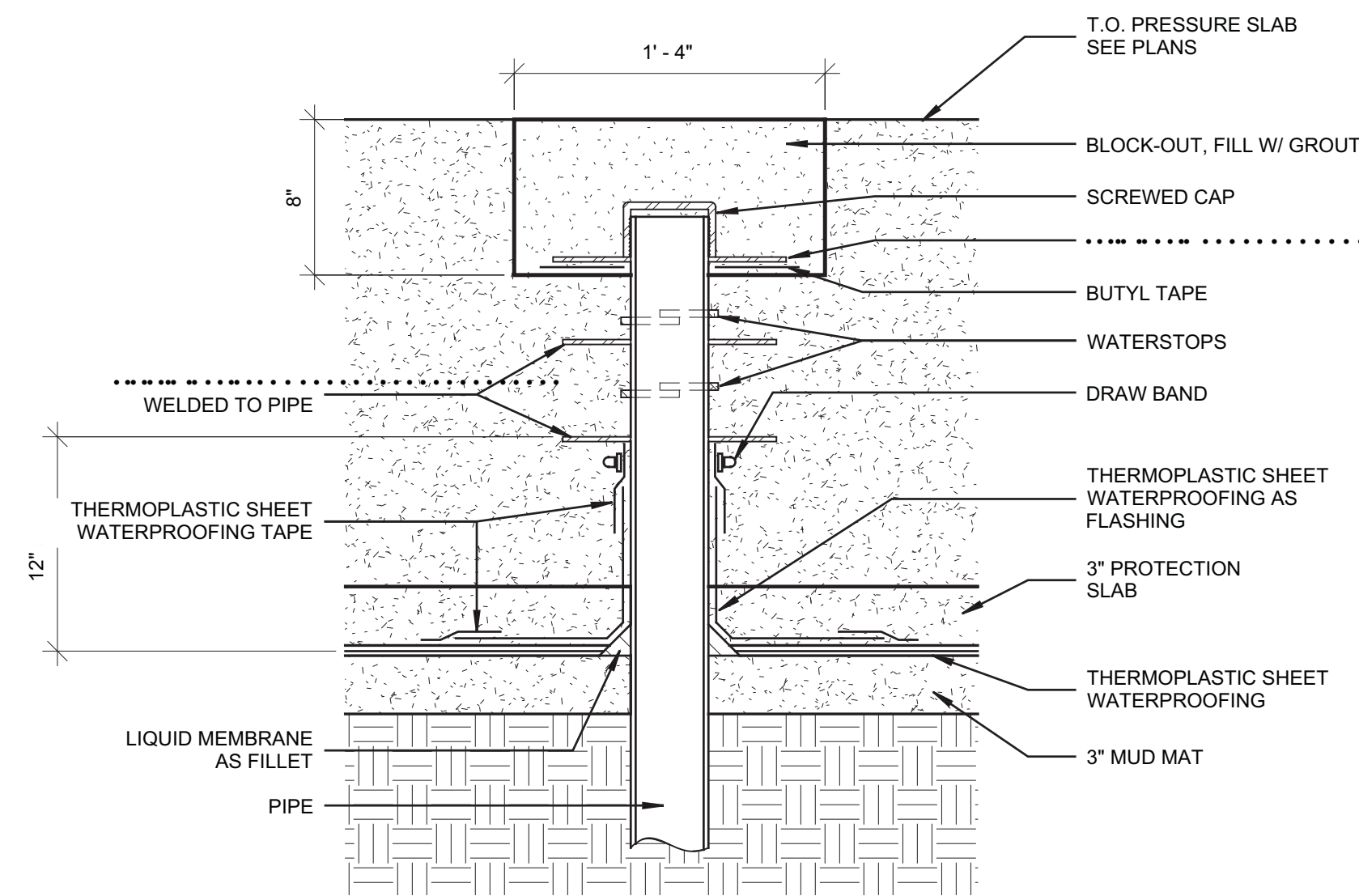
Mechanical, Electrical, Plumbing, Fire Protection  
Jaros Baum & Bolles Consulting Engineers  
80 Pine Street  
New York, NY 10013  
Tel: 212.530.9300 Fax: 212.269.5894



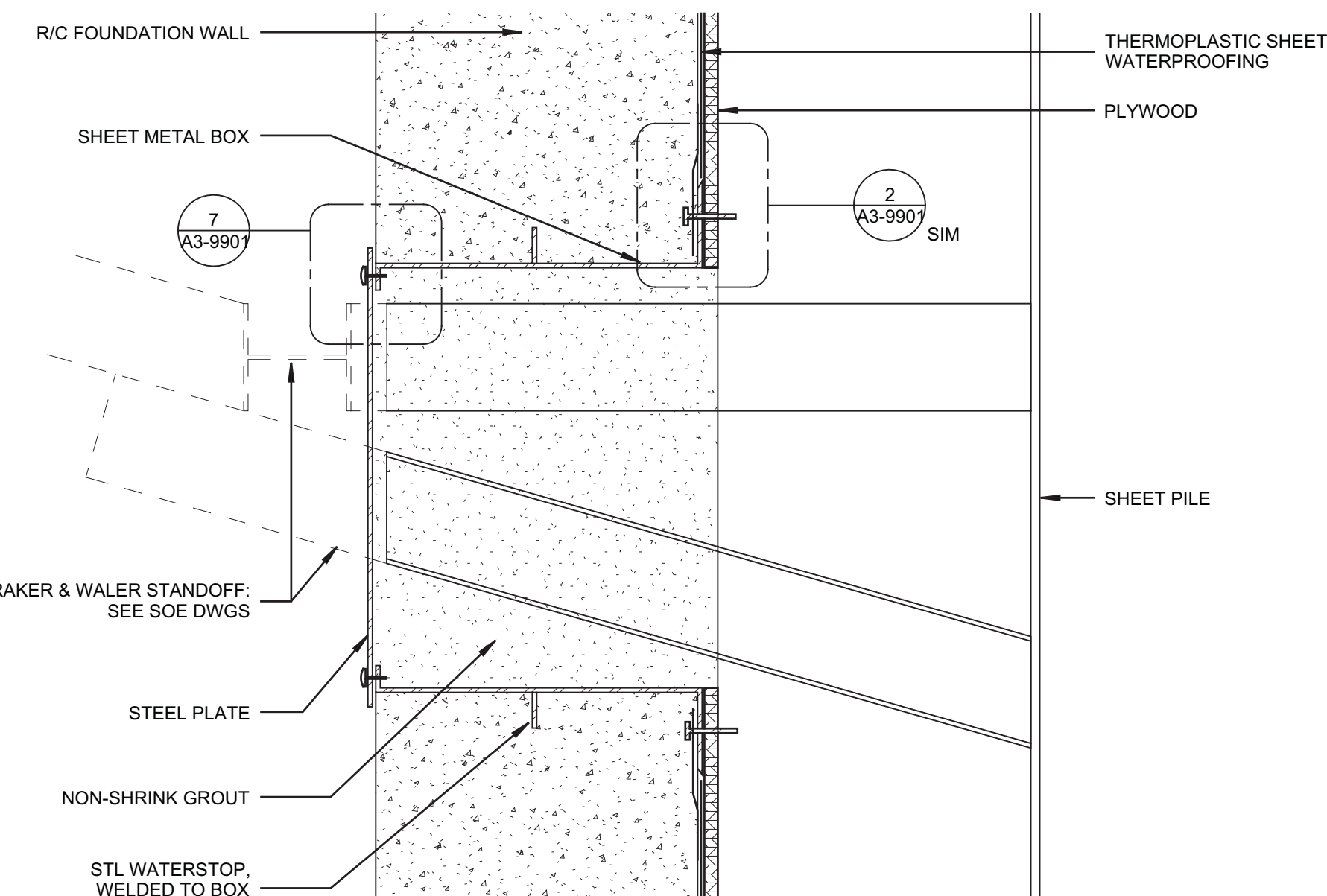
7 ENLARGED SECTION DETAIL: FOUNDATION  
WALL @ WALE SUPPORT BRACKETS, TYP  
SCALE: 6" = 1'-0"



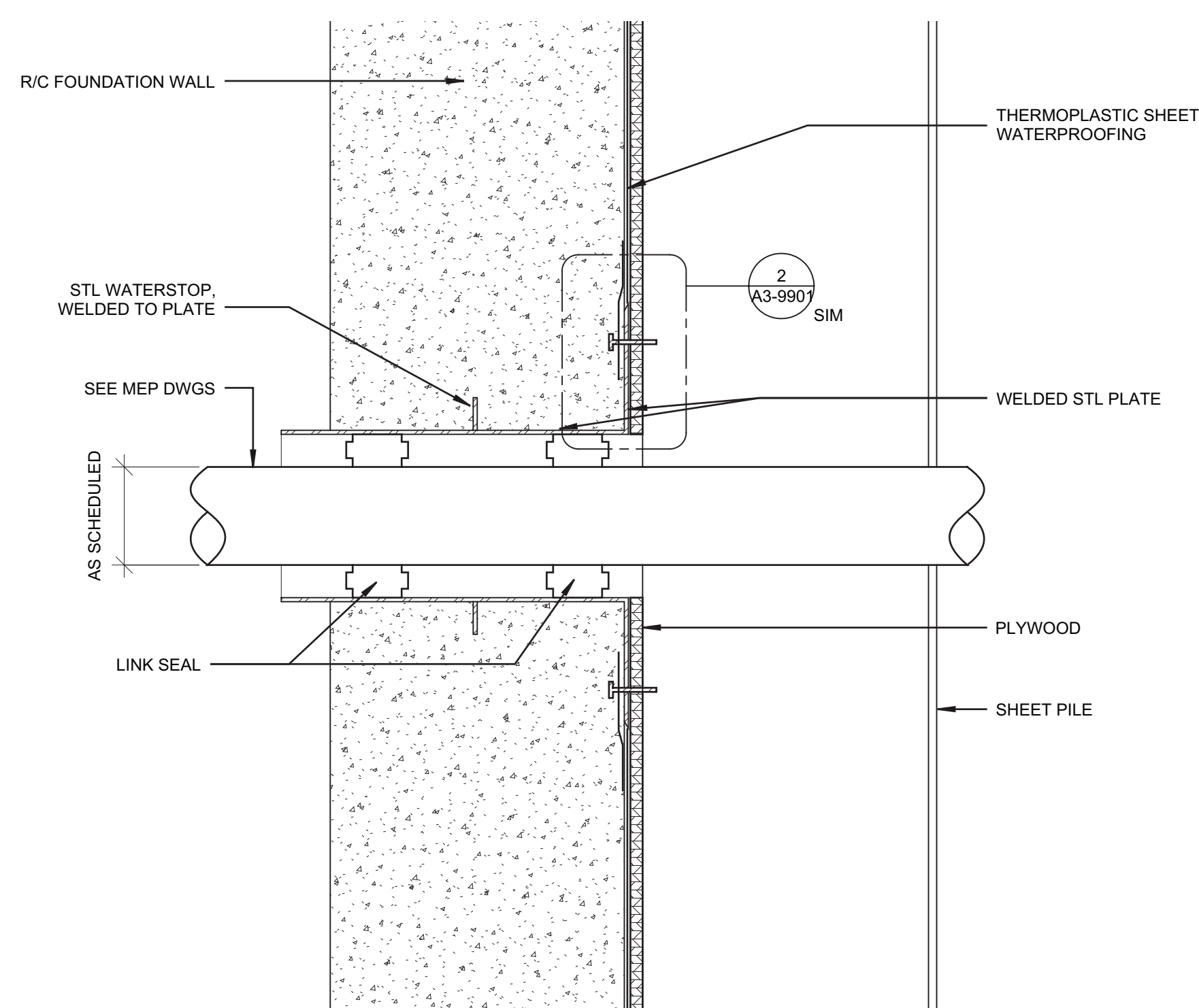
6 ENLARGED INTERIOR ELEVATION:  
FOUNDATION WALL @ SOE WALE SUPPORT  
BRACKETS, TYP  
SCALE: 1 1/2" = 1'-0"



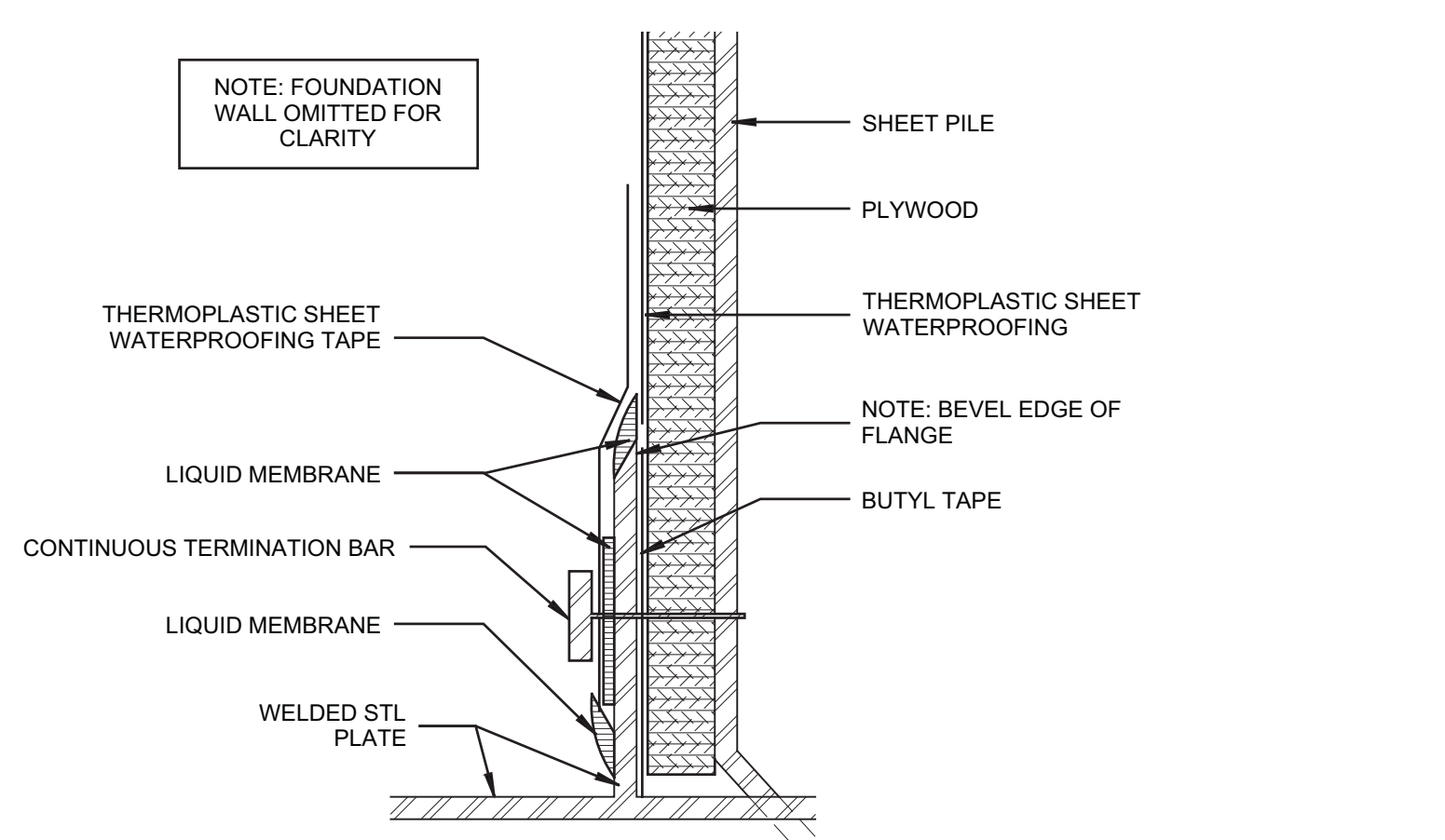
8 SECTION: WELL POINT, TYP  
SCALE: 1 1/2" = 1'-0"



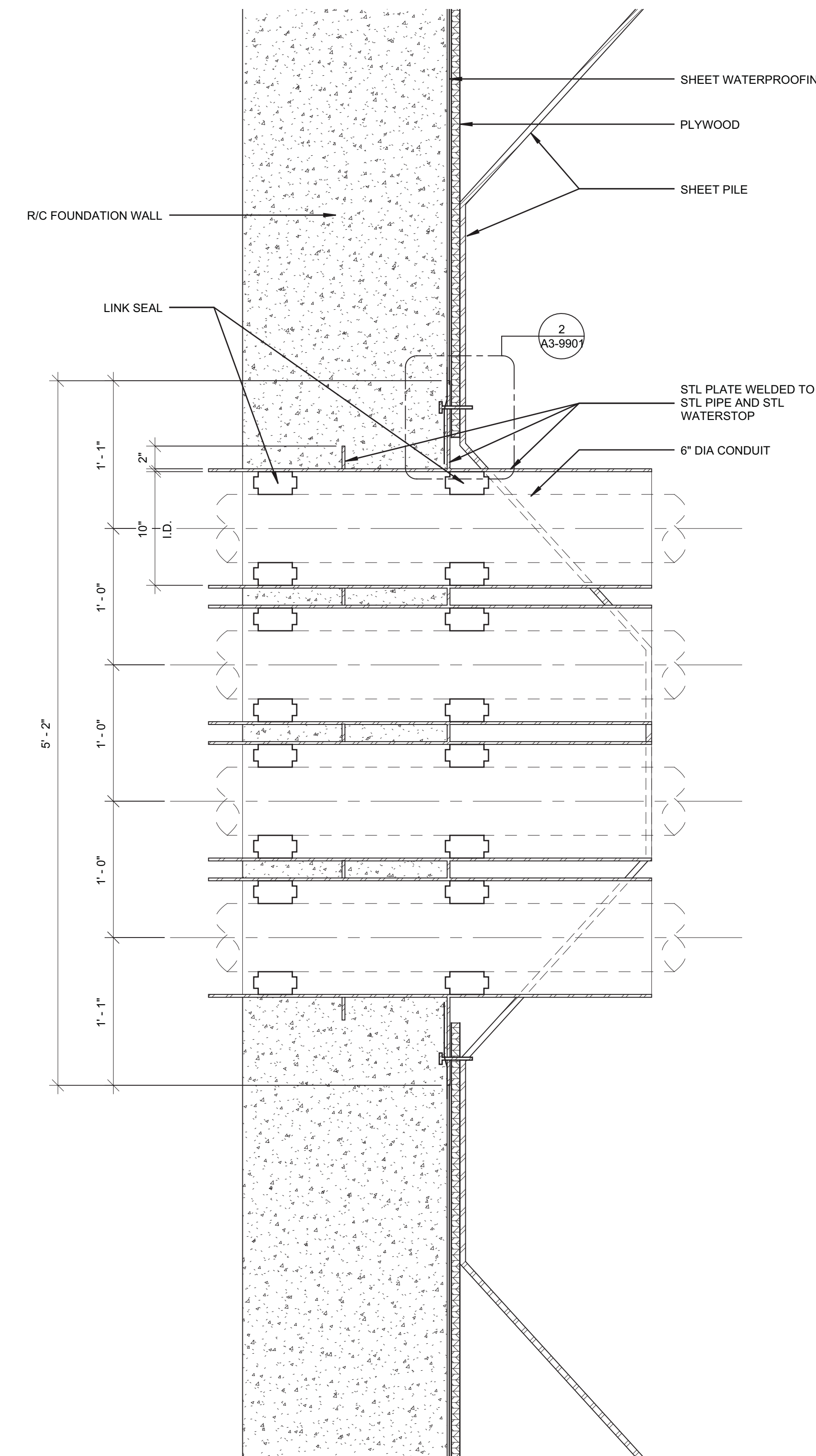
5 SECTION: FOUNDATION WALL @ SOE WALE  
SUPPORT BRACKETS, TYP  
SCALE: 1 1/2" = 1'-0"



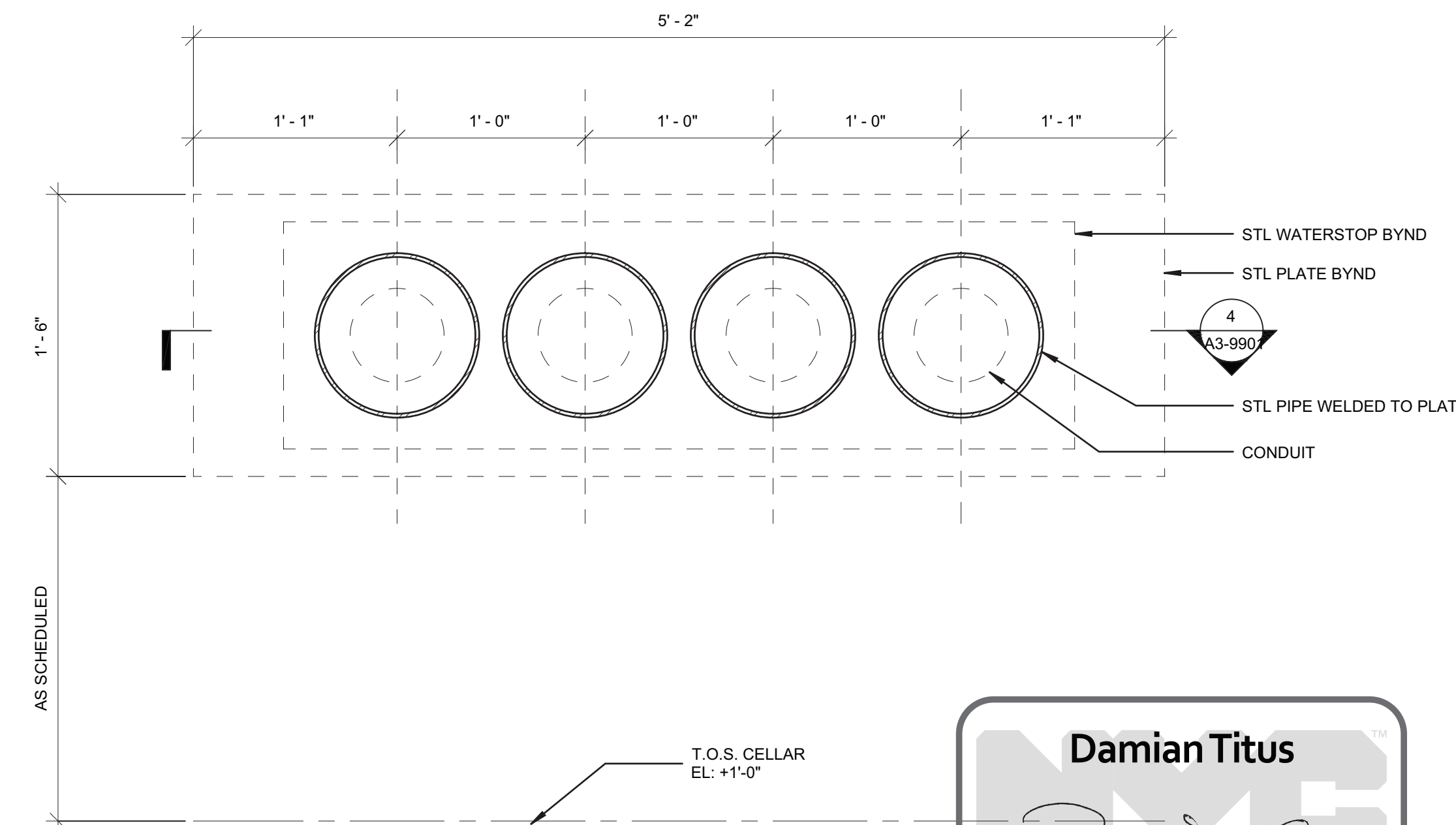
3 SECTION: HORIZONTAL ROUND FOUNDATION  
WALL PENETRATIONS, TYP  
SCALE: 1 1/2" = 1'-0"



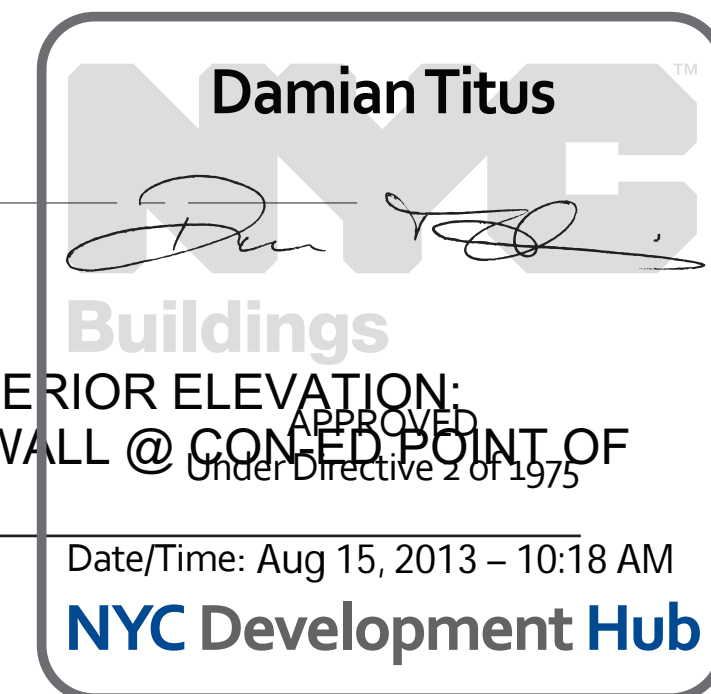
2 ENLARGED SECTION DETAIL @ WP / FLANGE  
INTERFACE, TYP  
SCALE: 6" = 1'-0"



4 PLAN SECTION: FOUNDATION WALL @  
CON-ED POINT OF ENTRY  
SCALE: 1 1/2" = 1'-0"


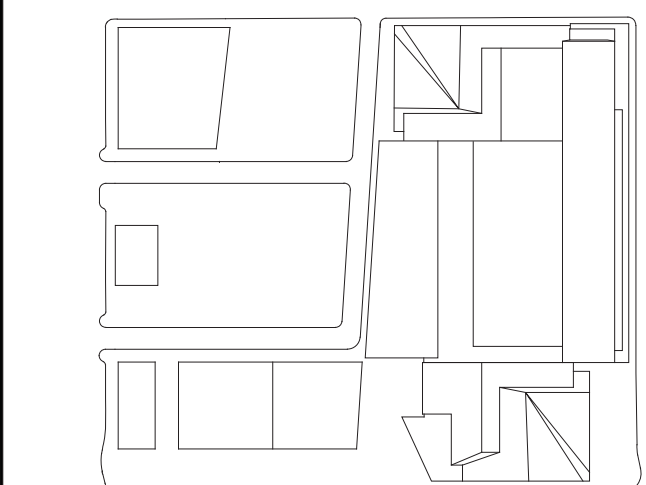


1 ENLARGED INTERIOR ELEVATION:  
FOUNDATION WALL @ CON-ED POINT OF  
ENTRY  
SCALE: 1 1/2" = 1'-0"



NO.	DESCRIPTION	DATE
1	D.O.B. BUILDING PERMIT FILING	03/22/2013

Key Plan



HYE-TC-A3-9901

TERRA FIRMA  
FOUNDATION DETAILS

Project Number:  
A3-9901  
Architect Drawing Number:  
A-375.00



HUDSON YARDS -  
TOWER C

Address  
501 WEST 30TH STREET  
NEW YORK, NY

Client  
Related Companies  
60 Columbus Circle  
New York, NY 10023  
Tel: 212.801.1000 Fax: 212.801.1048

Oxford Properties Group  
320 Park Avenue, 17th Floor  
New York, NY 10022  
Tel: 212.986.7514 Fax: 212.986.7510

Construction Manager  
Tishman Construction Corporation  
100 Park Avenue, 5th Floor  
New York, NY 10017  
Tel: 212.708.5000


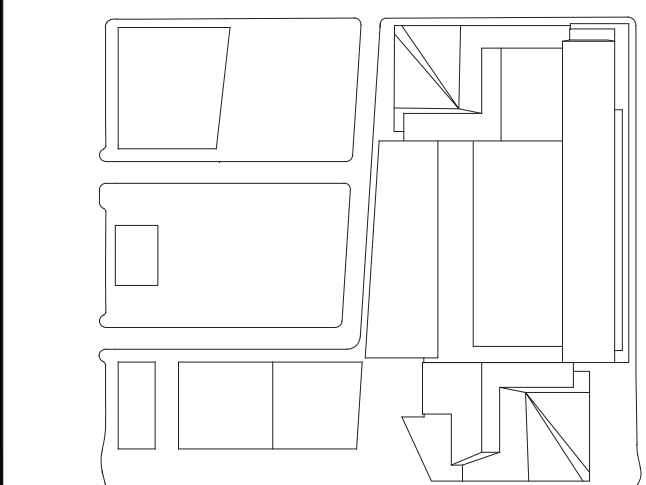
Architect  
Kohn Pedersen Fox Associates PC  
Architects & Planning Consultants  
11 West 42nd Street  
New York, NY 10036  
Tel: 212.977.6500 Fax: 212.956.2526

Structural Engineer  
Thornton Tomasetti, Inc.  
51 Madison Avenue  
New York, NY 10010  
Tel: 917.661.7800 Fax: 917.661.7801

Mechanical, Electrical, Plumbing, Fire Protection  
Jaros Baum & Bolles Consulting Engineers  
80 Pine Street  
New York, NY 10013  
Tel: 212.530.9300 Fax: 212.269.5894

1 D.O.B. BUILDING PERMIT FILING 03/22/2013

Any Plan

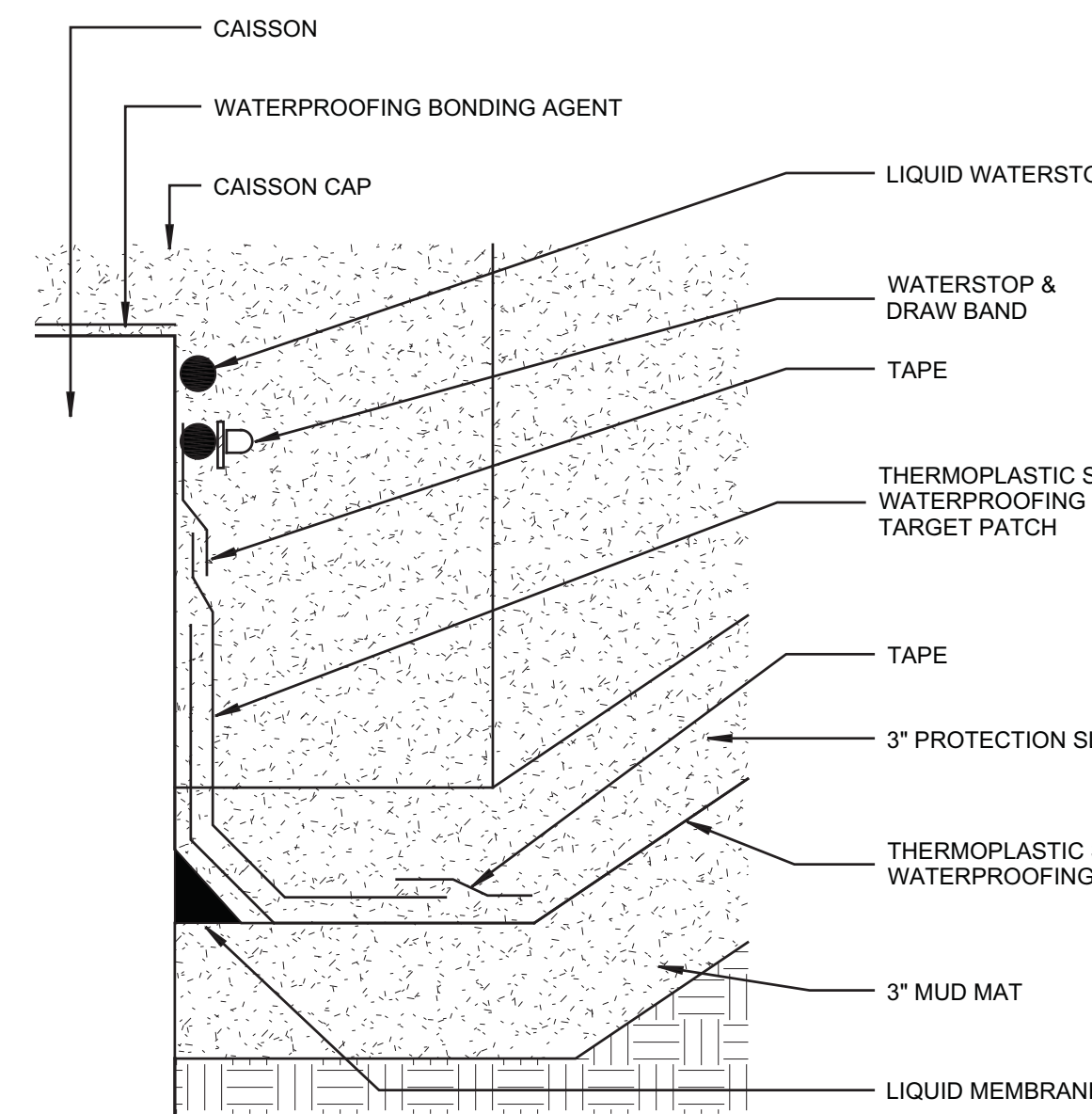


HYE-TC-A3-9902

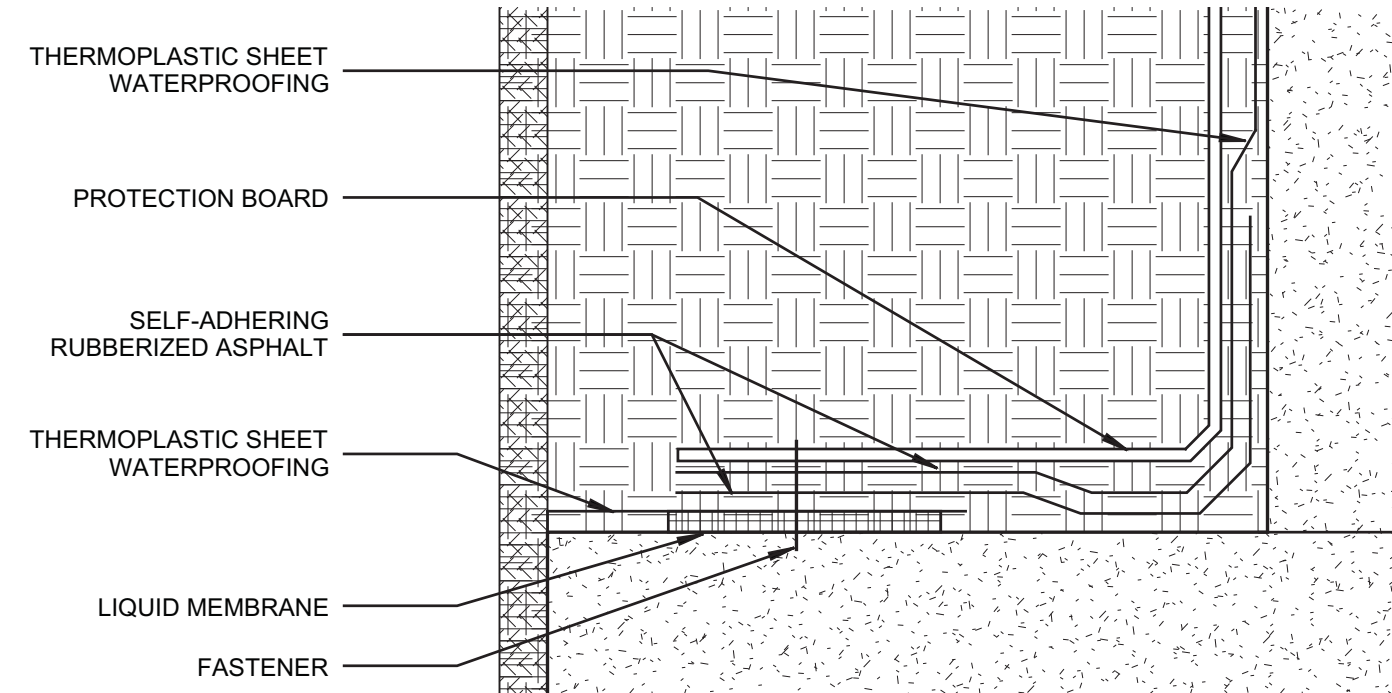
TERRA FIRMA  
FOUNDATION DETAILS

Project Name  
A3-9902  
NYC Development Hub  
A-376.00

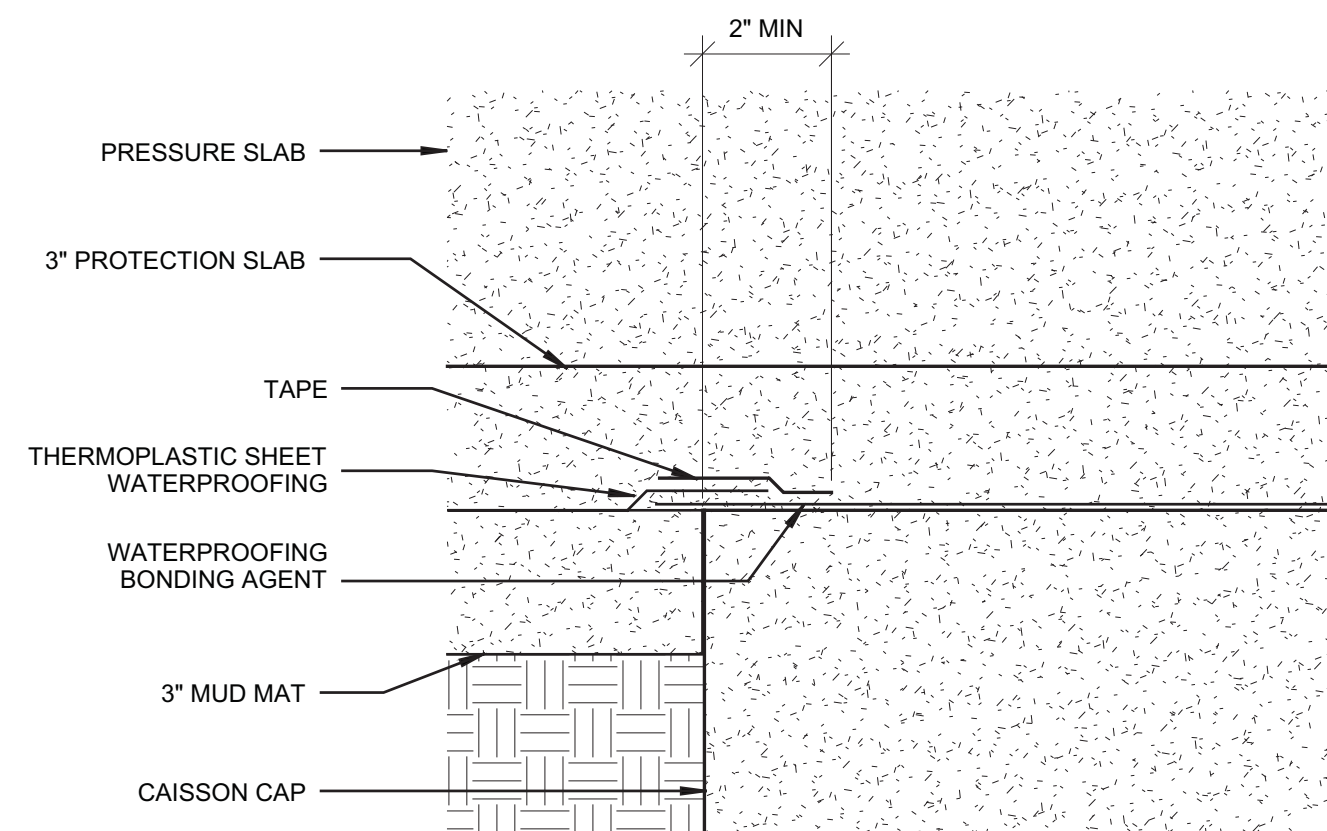
SHEET 177 OF 239



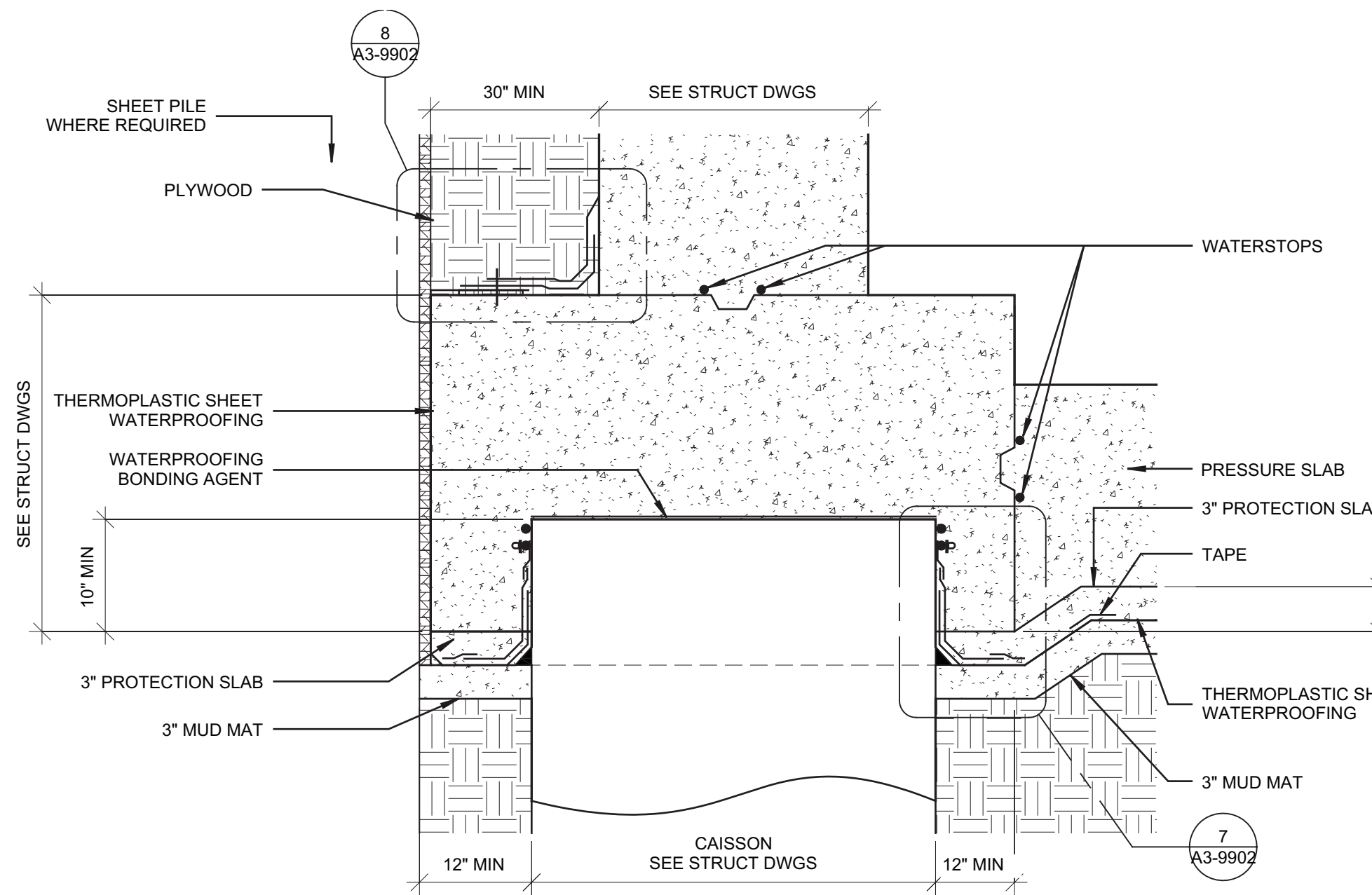
7 SECTION DETAIL AT CAISSON CAP, BOTTOM  
SCALE: 3" = 1'-0"



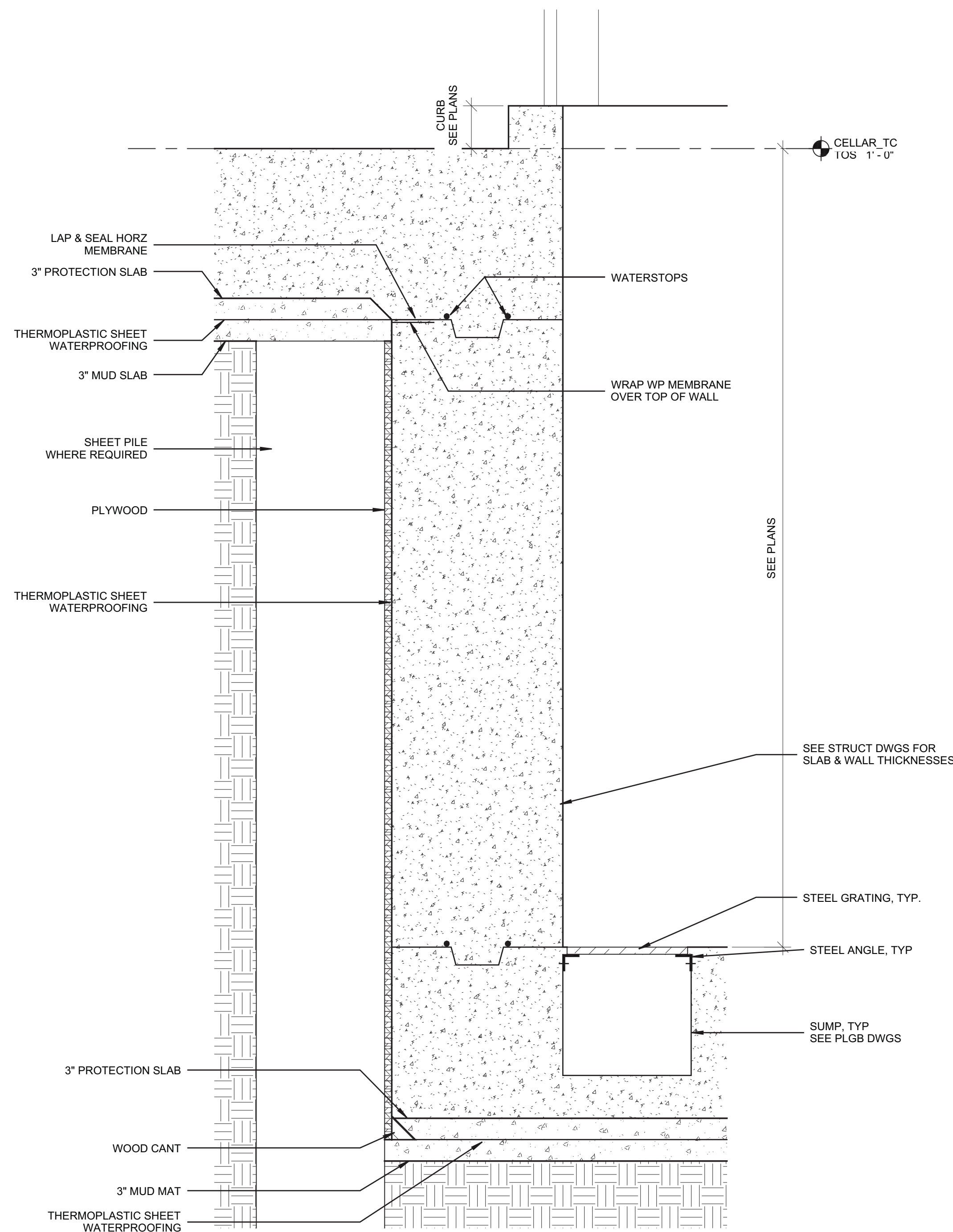
8 SECTION DETAIL AT CAISSON CAP, TOP  
SCALE: 3" = 1'-0"



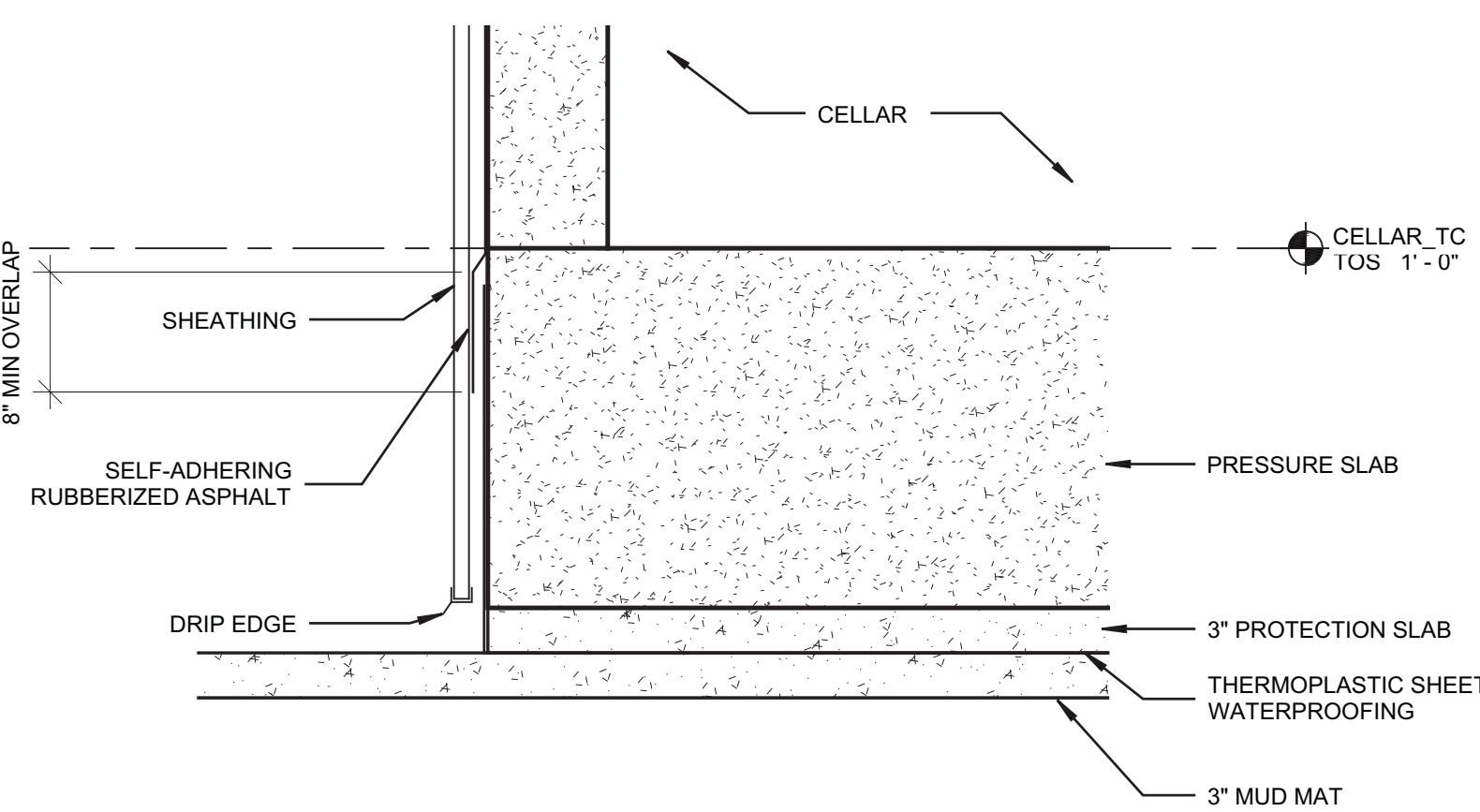
9 SECTION DETAIL AT CAISSON CAP, TOP  
SCALE: 3" = 1'-0"



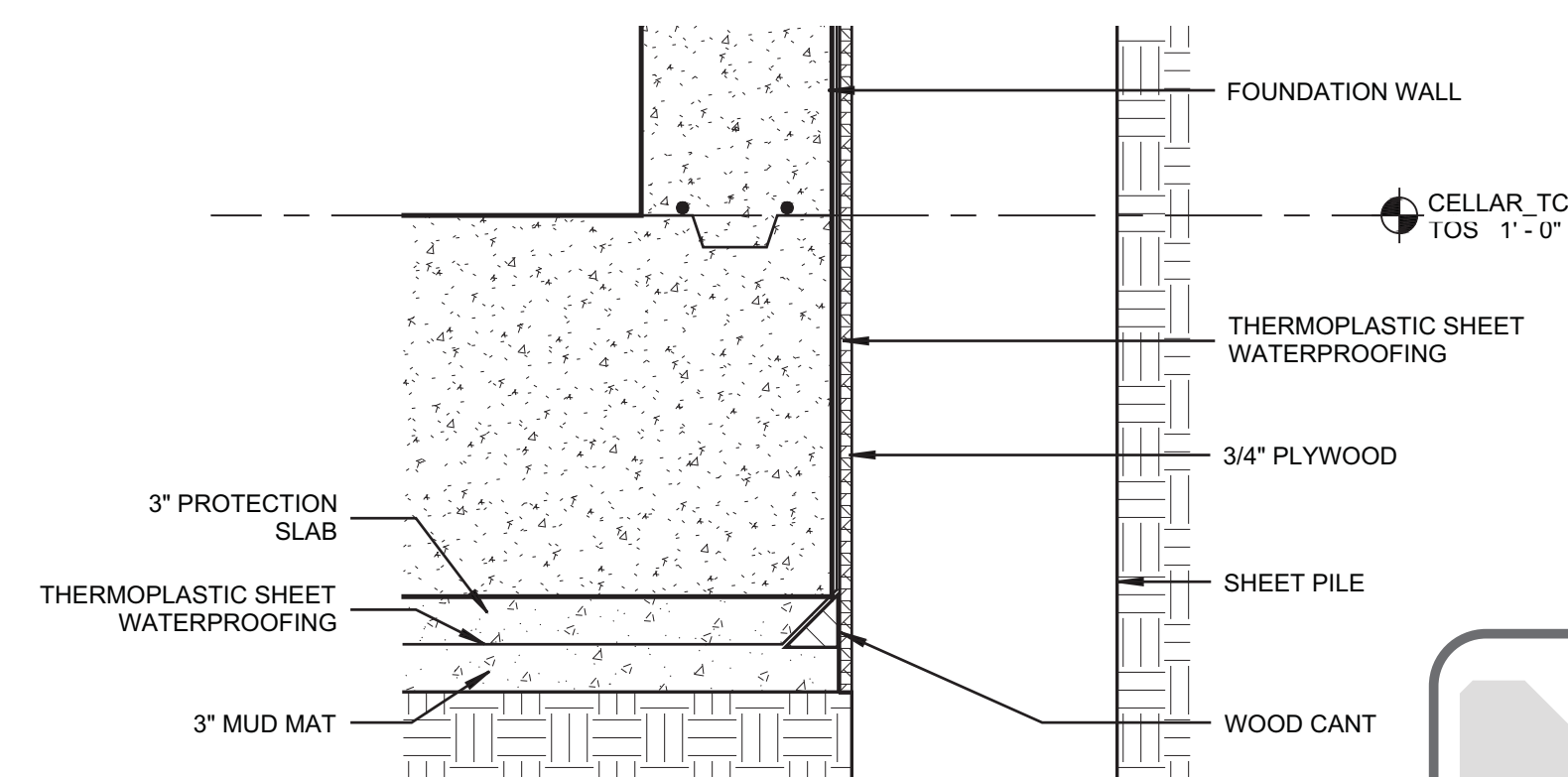
5 SECTION DETAIL AT CAISSON CAP  
SCALE: 1" = 1'-0"



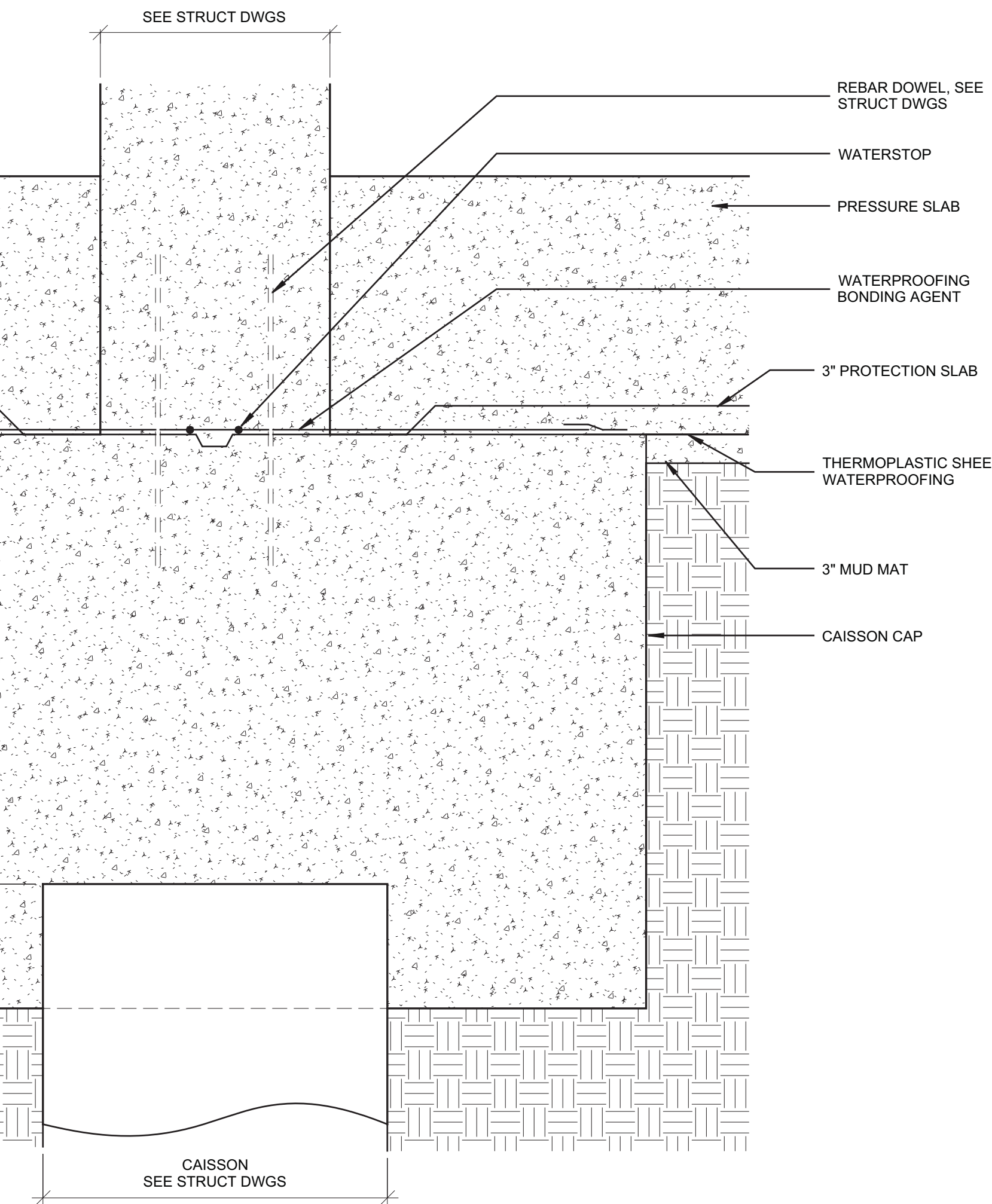
4 SECTION DETAIL AT CELLAR PIT, ELEV  
SUMPS SIM  
SCALE: 1" = 1'-0"



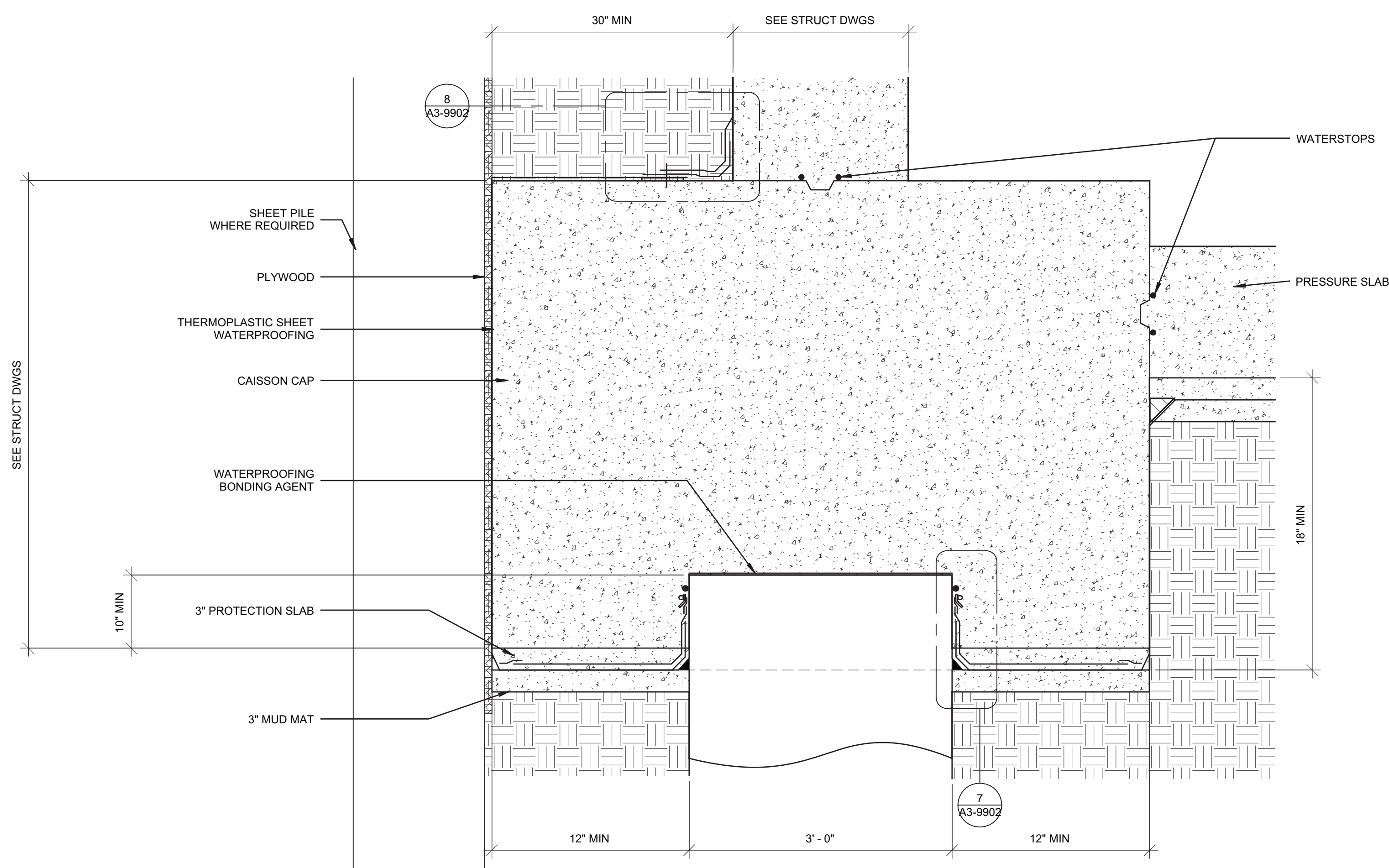
2 SECTION DETAIL AT WEST FOUNDATION  
WALL  
SCALE: 1" = 1'-0"



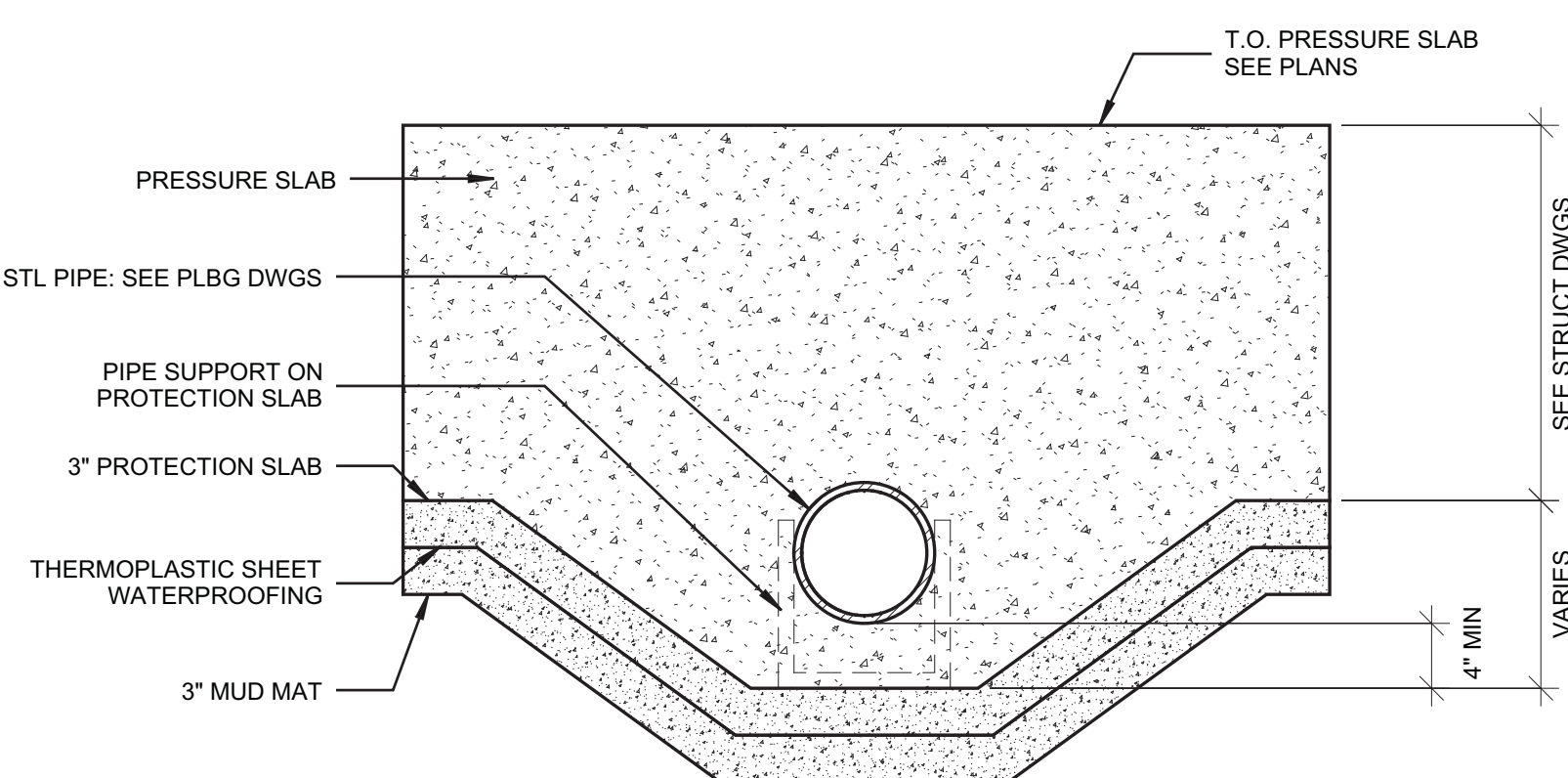
1 SECTION DETAIL AT FOUNDATION WALL  
BASE, TYP  
SCALE: 1" = 1'-0"



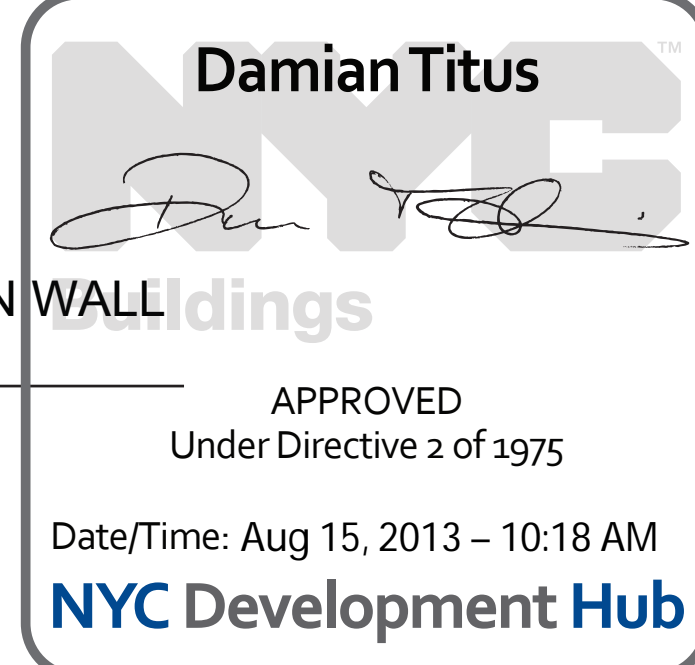
10 SECTION DETAIL AT CAISSON CAP  
SCALE: 1" = 1'-0"



6 SECTION DETAIL AT CAISSON CAP  
SCALE: 1" = 1'-0"



3 SECTION: PRESSURE SLAB HAUNCH @  
UNDER SLAB PIPE, TYP  
SCALE: 1" = 1'-0"



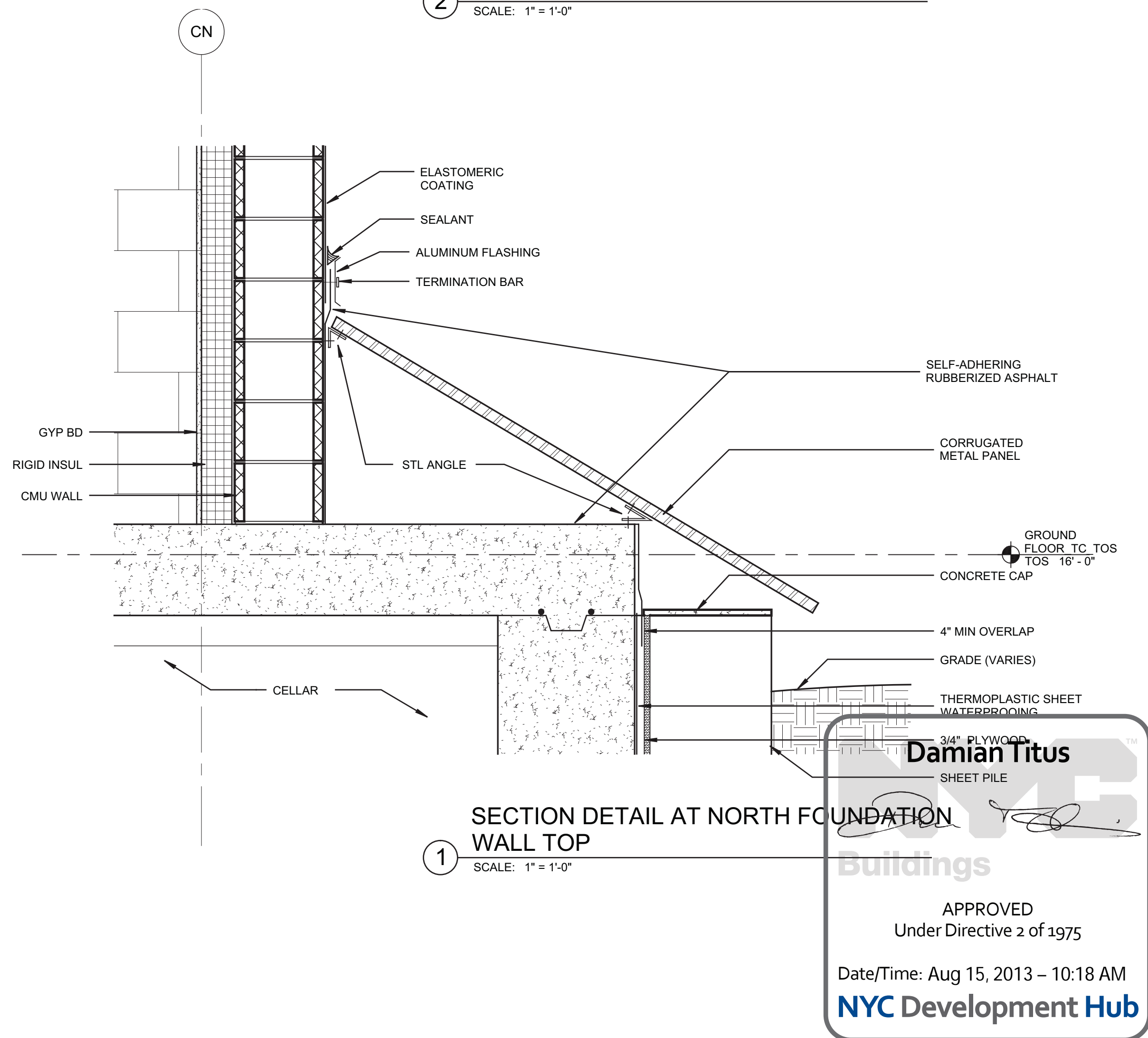
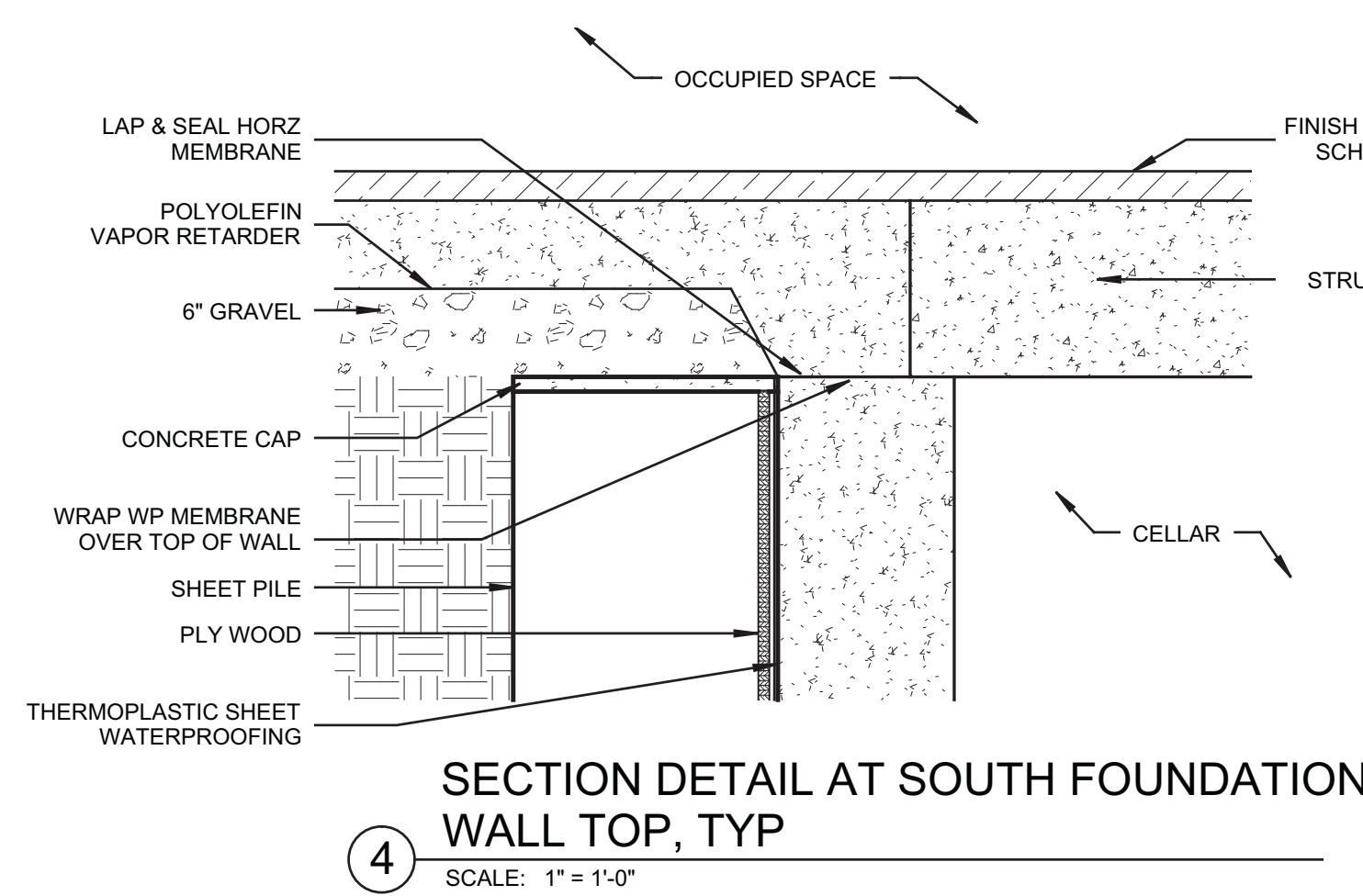
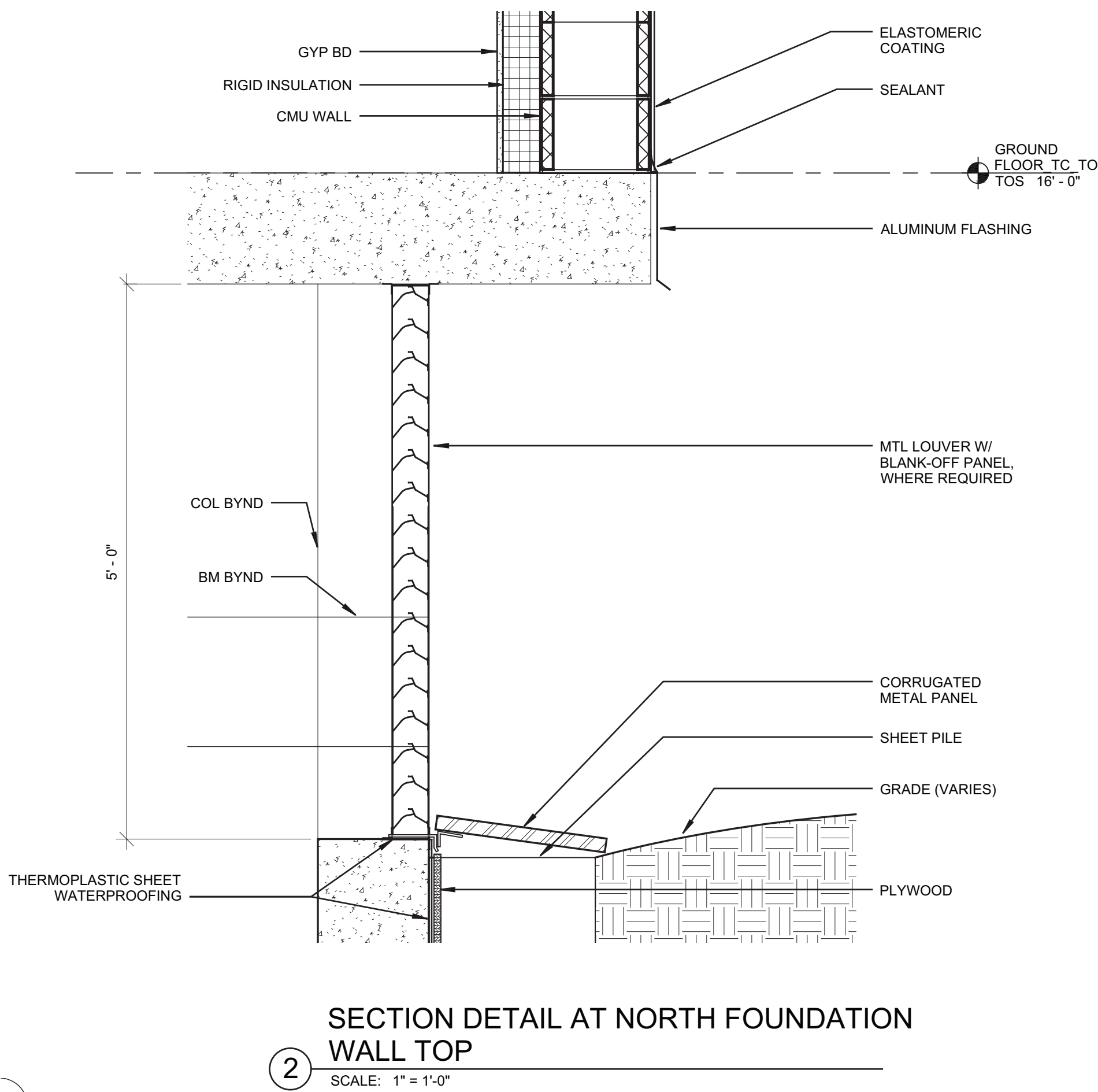
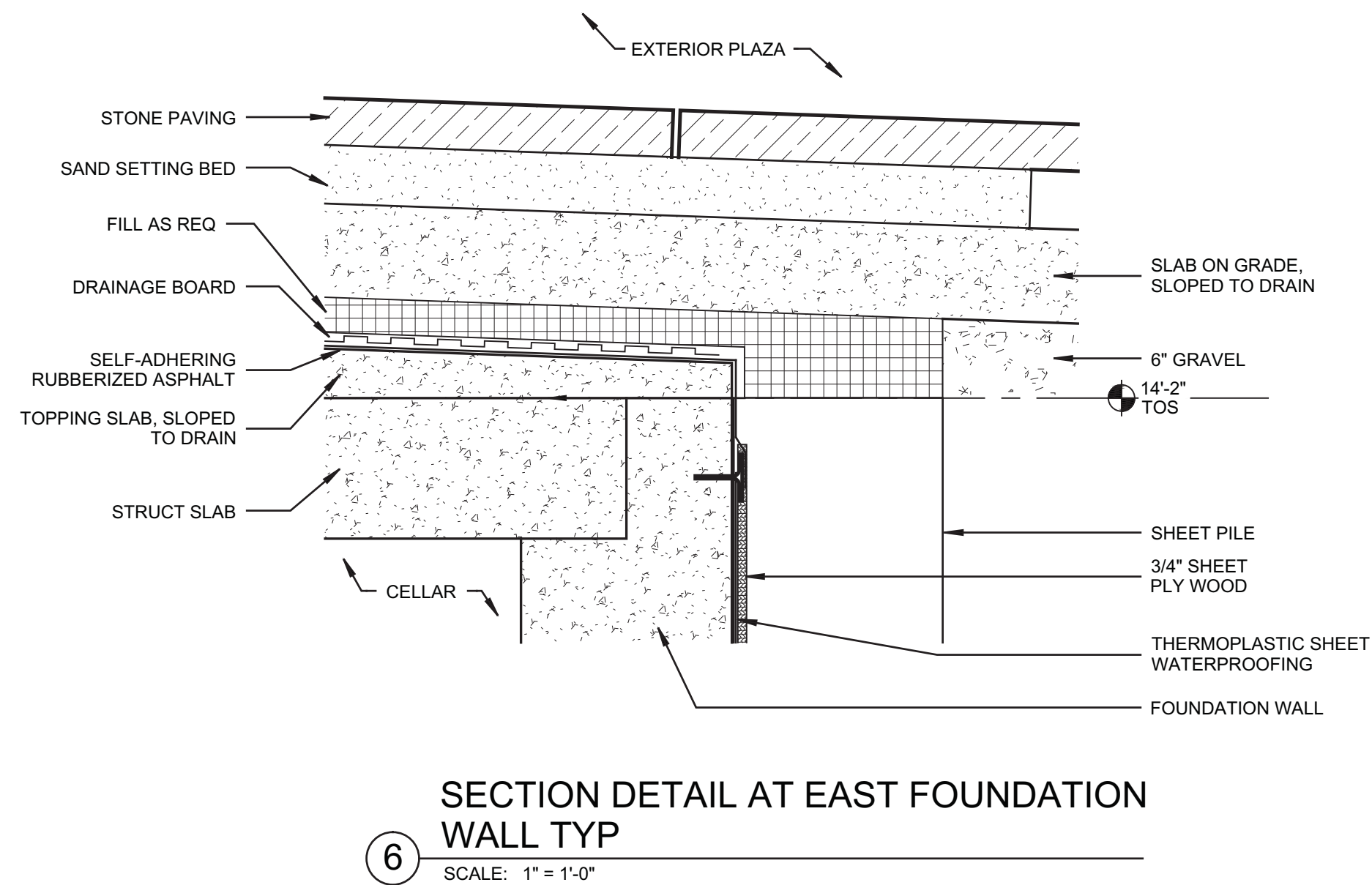
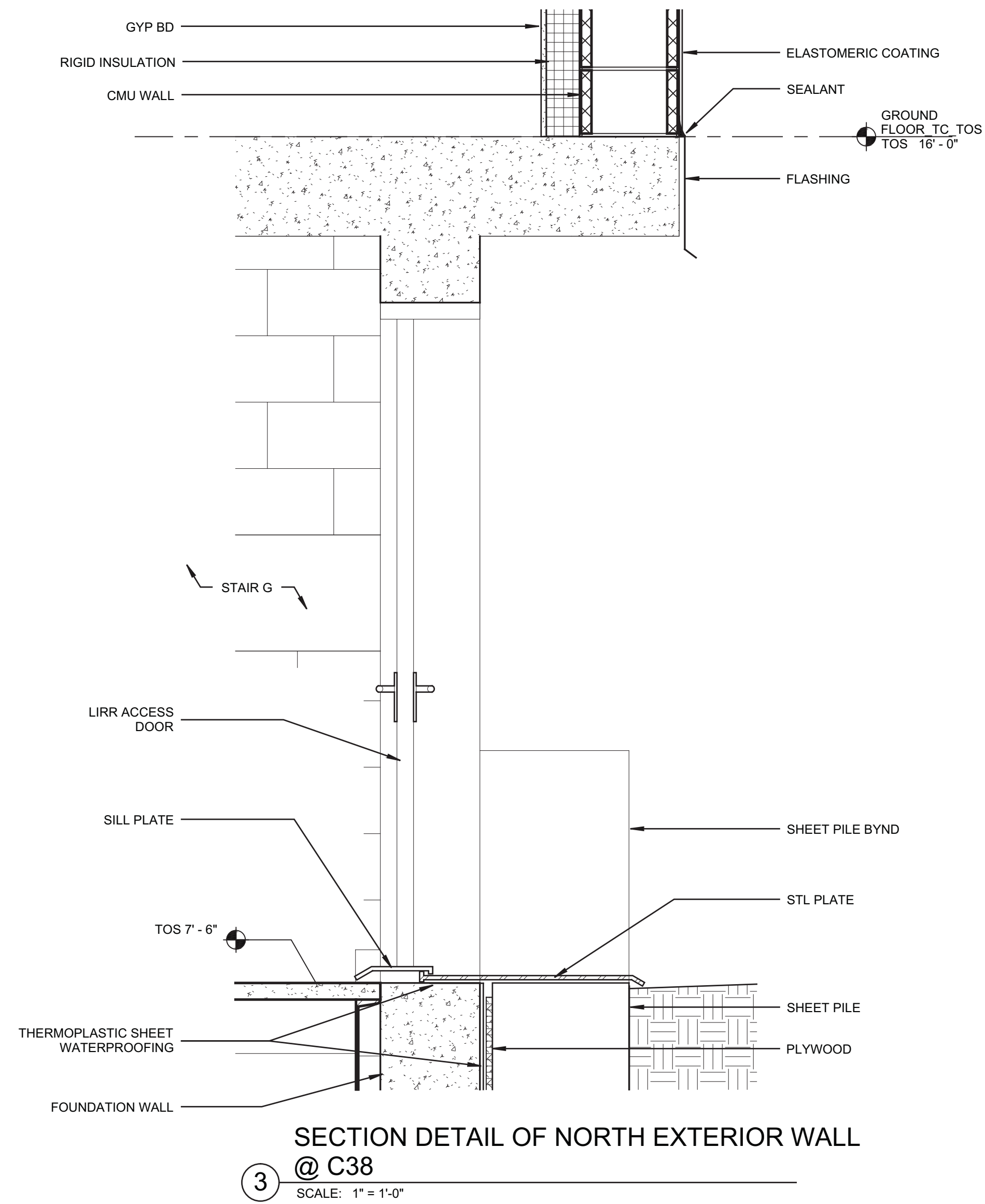
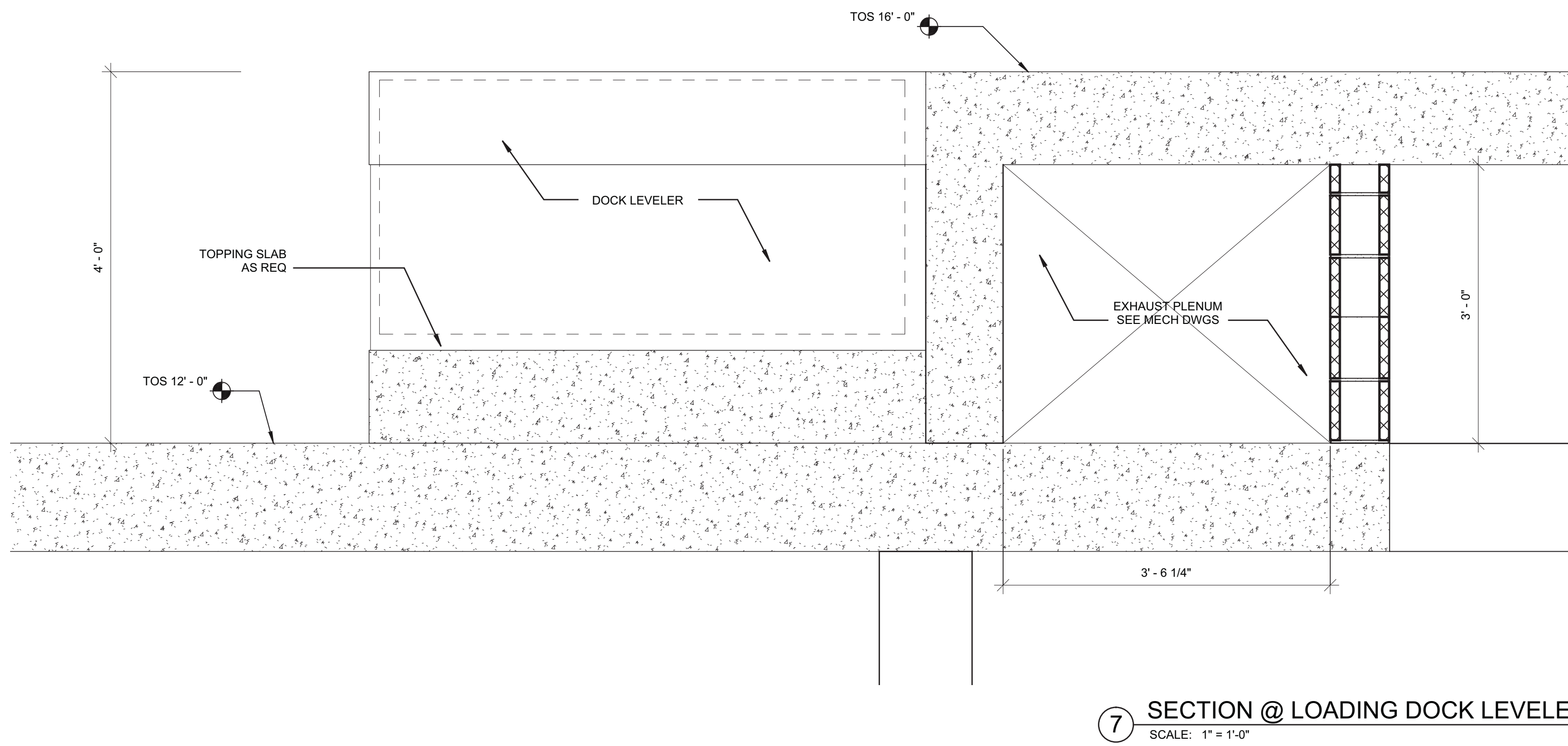
APPROVED  
Under Directive 2 of 1975

Date/Time: Aug 15, 2013 - 10:18 AM

NYC Development Hub



F:\Projects\1776\_WestSideYardsDrawings\CAD\Sheet\TC00d\_Permi\_Serv\_Series\HETC-A3-9903.dwg Plotted by: Matt Gregory Plot Time: 3/21/2013 4:46 PM



## HUDSON YARDS - TOWER C

Address  
501 WEST 30TH STREET  
NEW YORK, NY



Client  
Related Companies  
60 Columbus Circle  
New York, NY 10023  
Tel: 212.801.1000 Fax: 212.801.1048

Oxford Properties Group  
320 Park Avenue, 17th Floor  
New York, NY 10022  
Tel: 212.986.7514 Fax: 212.986.7510

Construction Manager  
Tishman Construction Corporation  
100 Park Avenue, 5th Floor  
New York, NY 10017  
Tel: 212.708.5000


Architect  
Kohn Pedersen Fox Associates PC  
Architects & Planning Consultants  
11 West 42nd Street  
New York, NY 10036  
Tel: 212.977.6500 Fax: 212.956.2526

Structural Engineer  
Thornton Tomasetti, Inc.  
51 Madison Avenue  
New York, NY 10010  
Tel: 917.661.7800 Fax: 917.661.7801

Mechanical, Electrical, Plumbing, Fire Protection  
Jaros Baum & Bolles Consulting Engineers  
80 Pine Street  
New York, NY 10013  
Tel: 212.530.9300 Fax: 212.269.5894

No.	D.O.B. BUILDING PERMIT FILING	Date
1	03/22/2013	

Any Note



Date:  
03/22/2013  
Project No:  
1776.10  
Drawn By:  
Sheet Number:

Drawing Title

HYE-TC-A3-9903

TERRA FIRMA  
EXTERIOR DETAILS

Project Name:  
A3-9903

Project Drawing Number:  
A-377.00



HUDSON YARDS -  
TOWER C

Address  
501 WEST 30TH STREET  
NEW YORK, NY



Client  
Related Companies  
60 Columbus Circle  
New York, NY 10023  
Tel: 212.801.1000 Fax: 212.801.1048

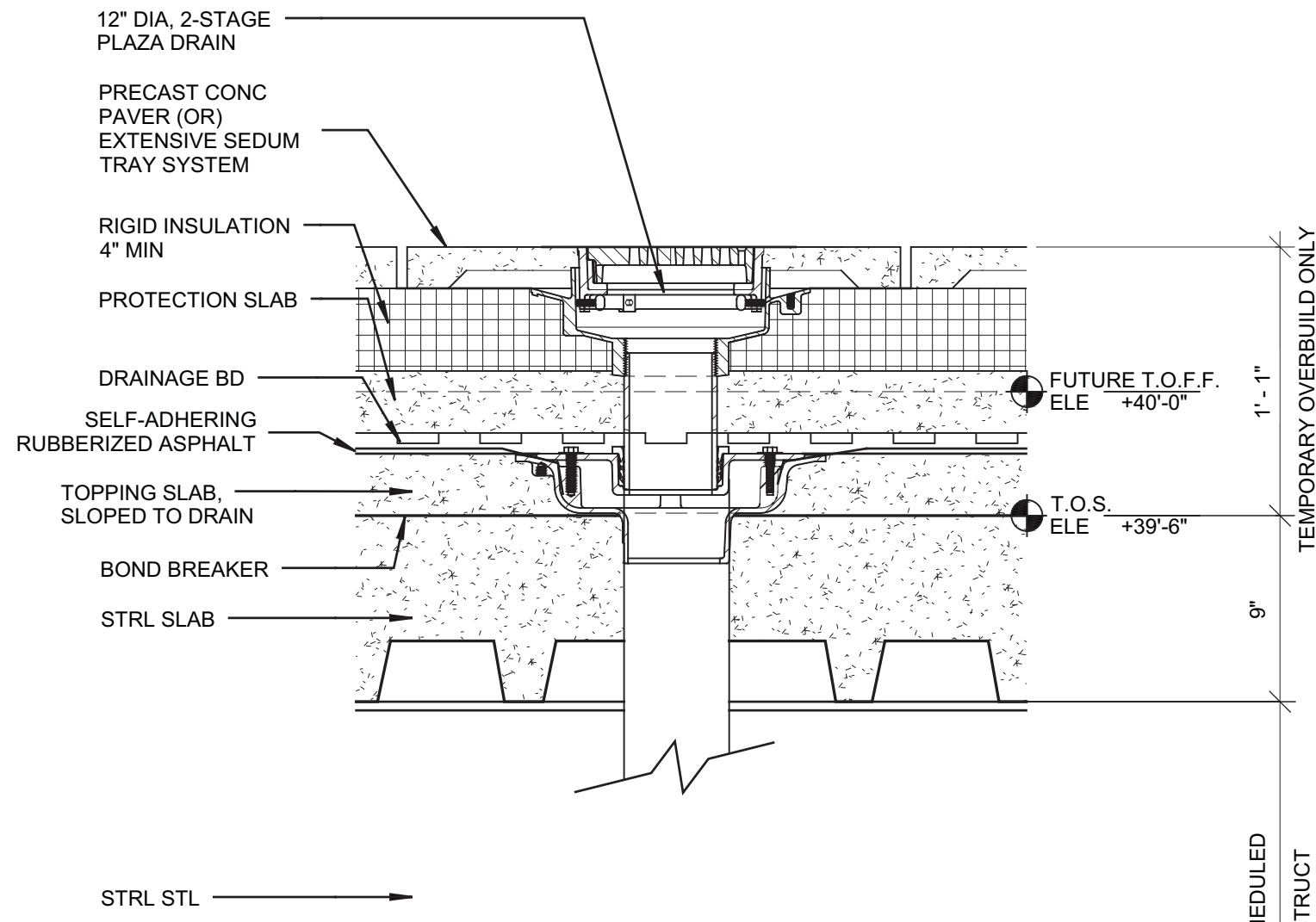
Oxford Properties Group  
320 Park Avenue, 17th Floor  
New York, NY 10022  
Tel: 212.986.7514 Fax: 212.986.7510

Construction Manager  
Tishman Construction Corporation  
100 Park Avenue, 5th Floor  
New York, NY 10017  
Tel: 212.708.5000

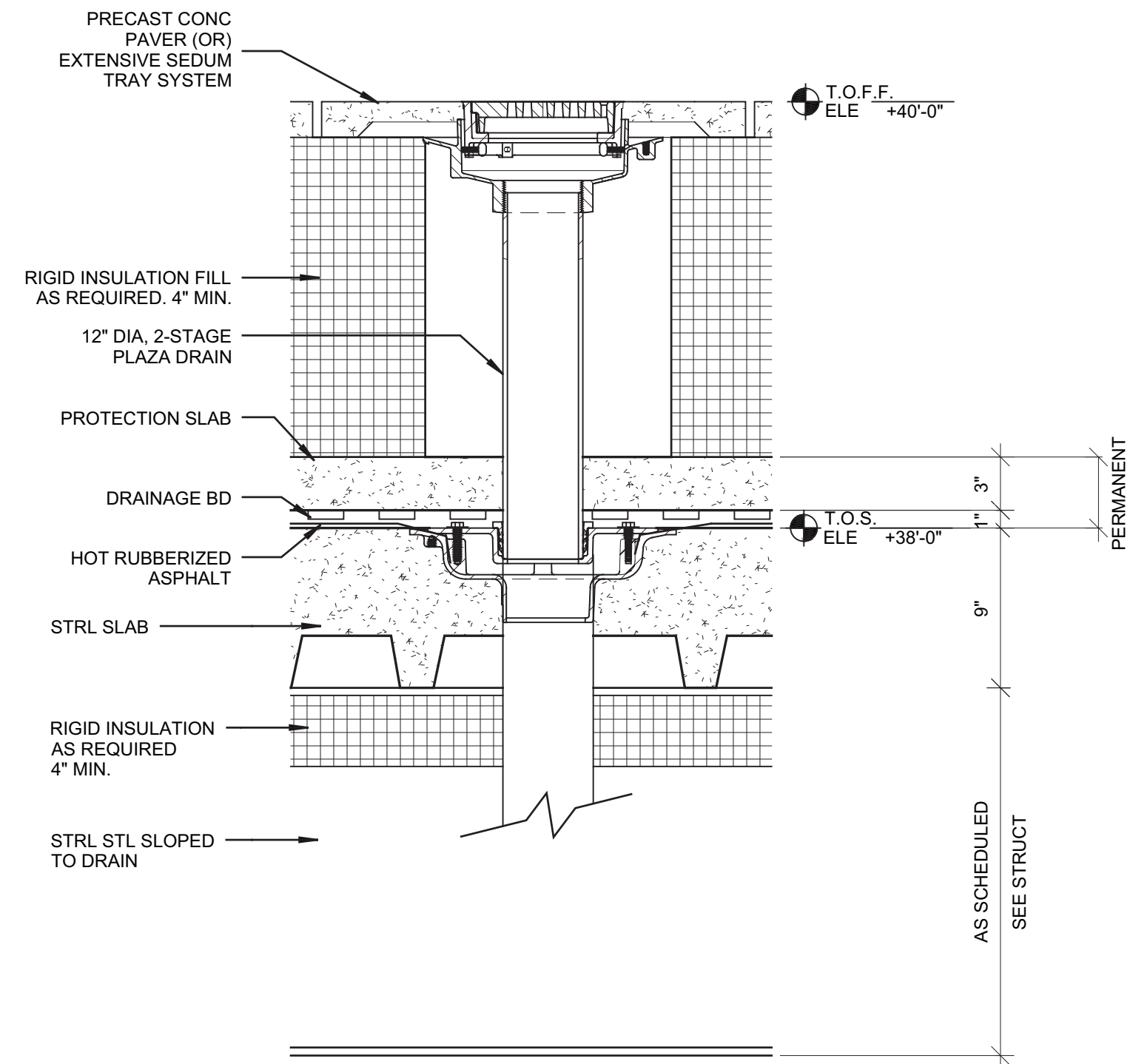
Architect  
Kohn Pedersen Fox Associates PC  
Architects & Planning Consultants  
11 West 42nd Street  
New York, NY 10036  
Tel: 212.977.6500 Fax: 212.956.2526

Structural Engineer  
Thornton Tomasetti, Inc.  
51 Madison Avenue  
New York, NY 10010  
Tel: 917.661.7800 Fax: 917.661.7801

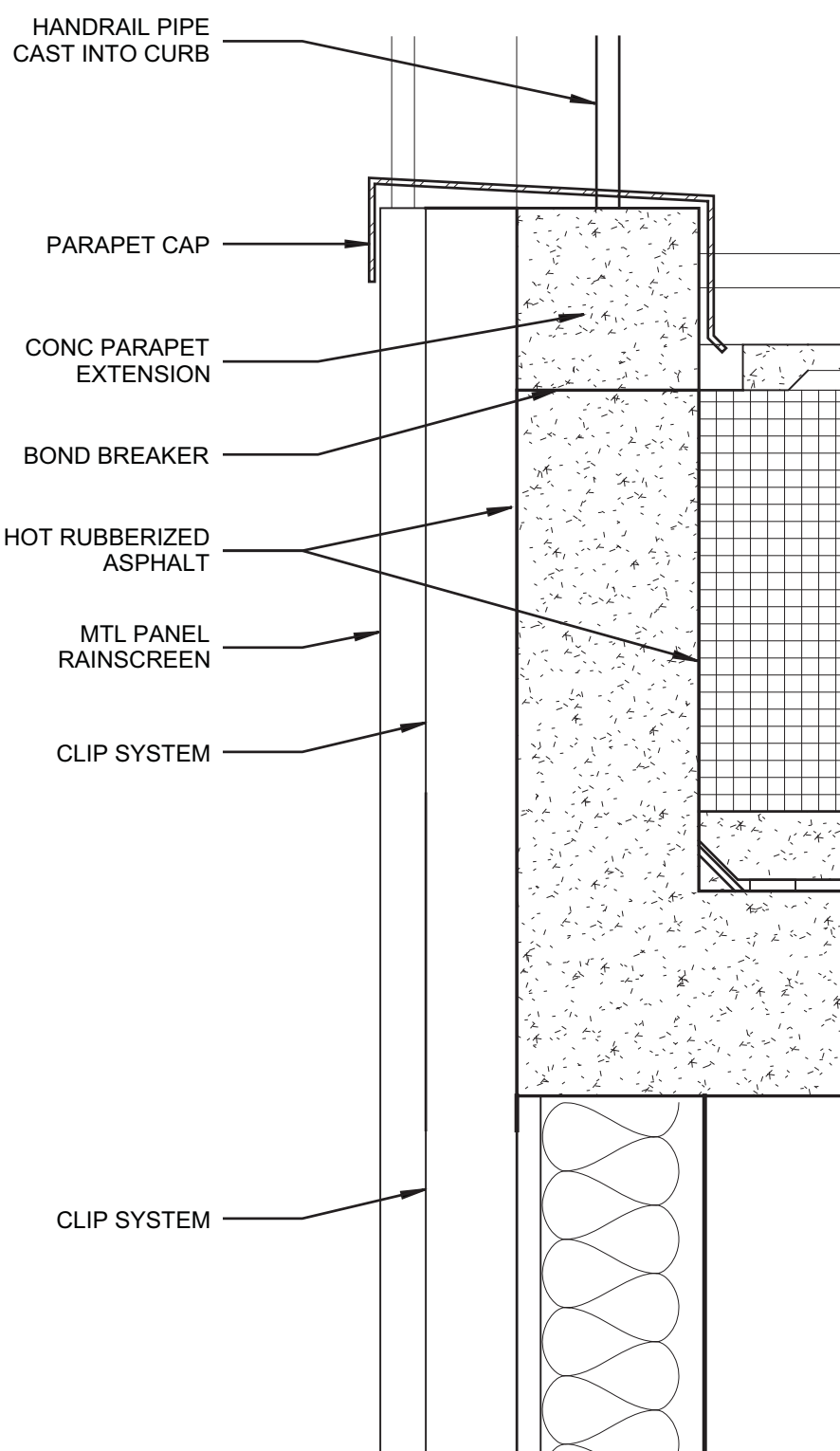
Mechanical, Electrical, Plumbing, Fire Protection  
Jaros Baum & Bolles Consulting Engineers  
80 Pine Street  
New York, NY 10013  
Tel: 212.530.9300 Fax: 212.269.5894



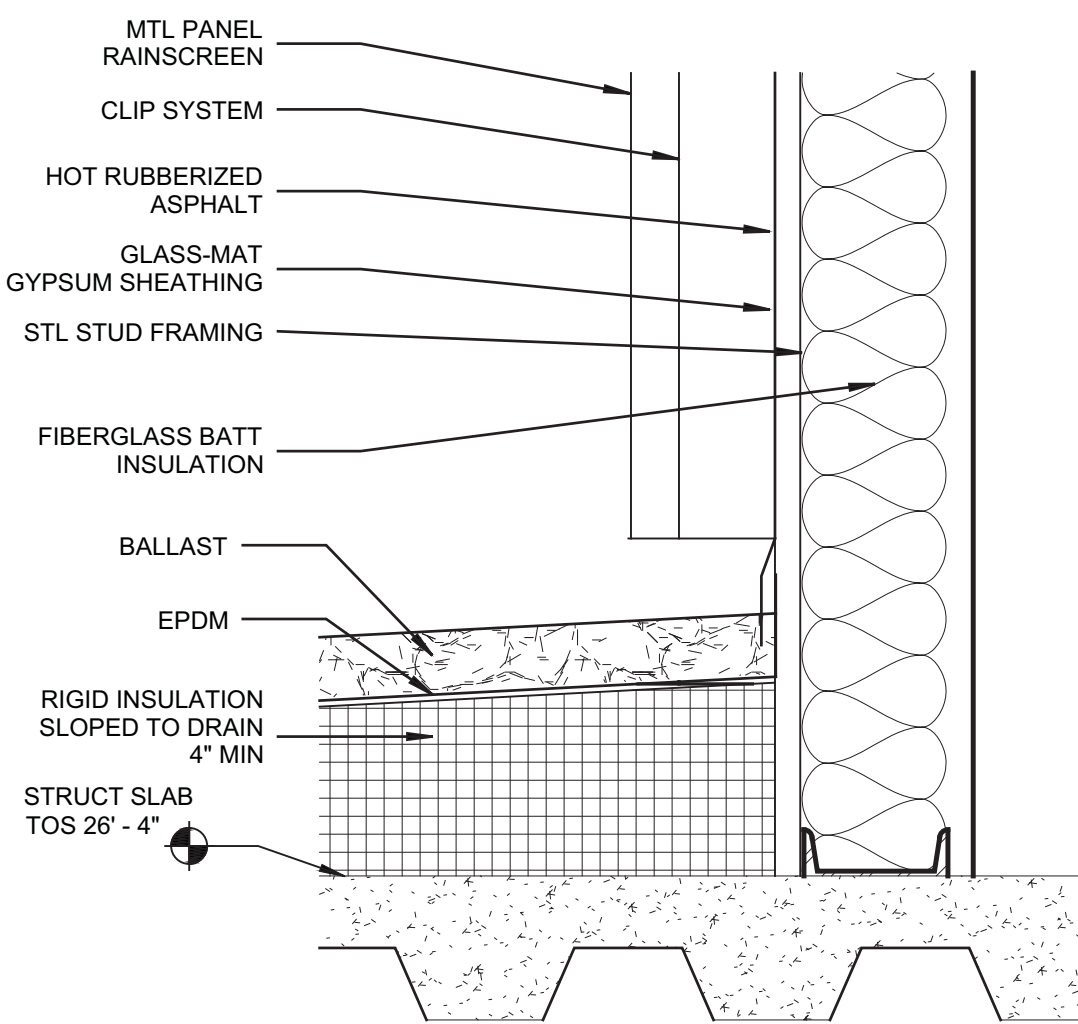
3 TYP SECTION @ PLAZA, WEST OF C44  
SCALE: 1 1/2" = 1'-0"



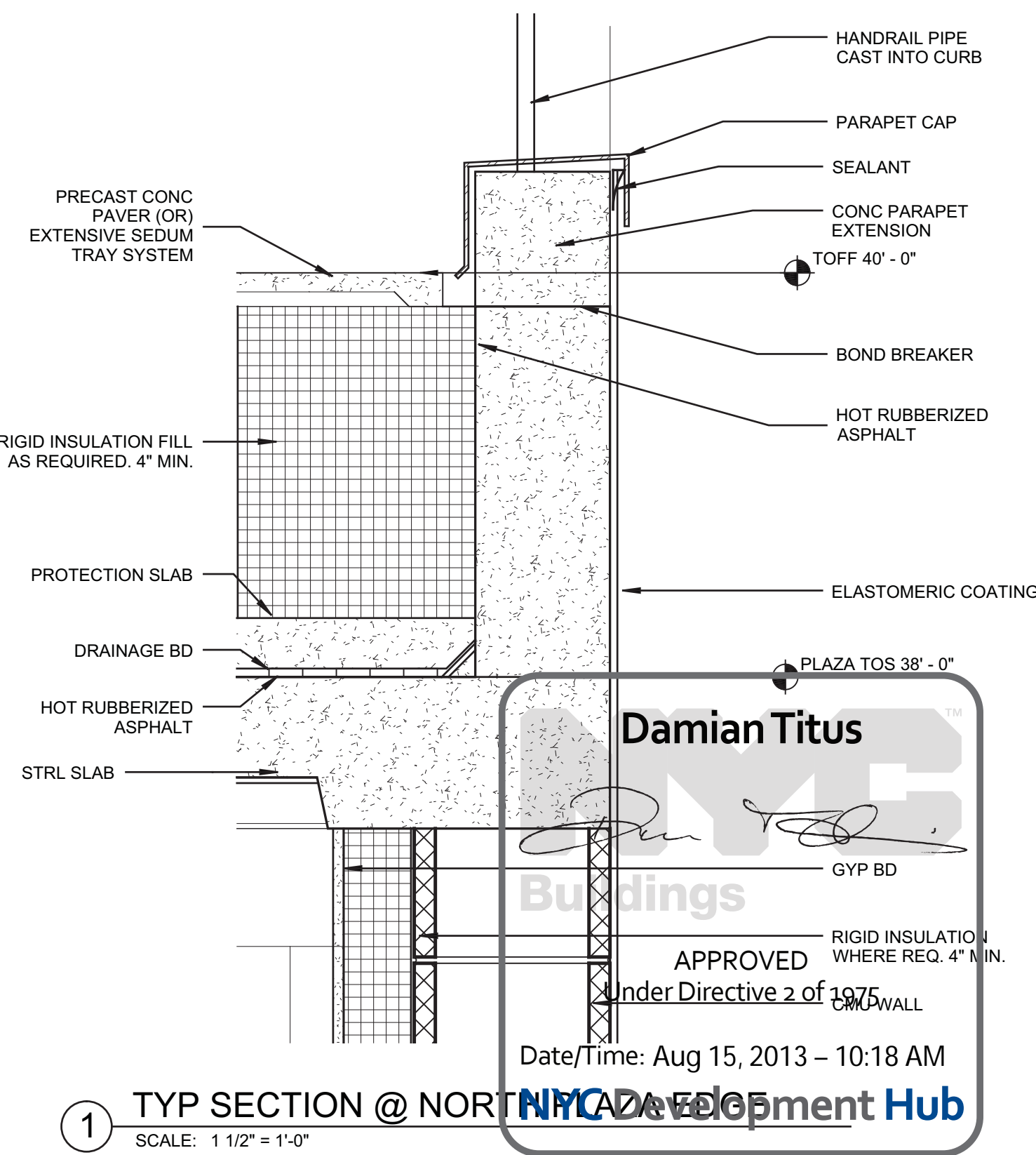
2 TYP SECTION @ PLAZA, EAST OF C44  
SCALE: 1 1/2" = 1'-0"



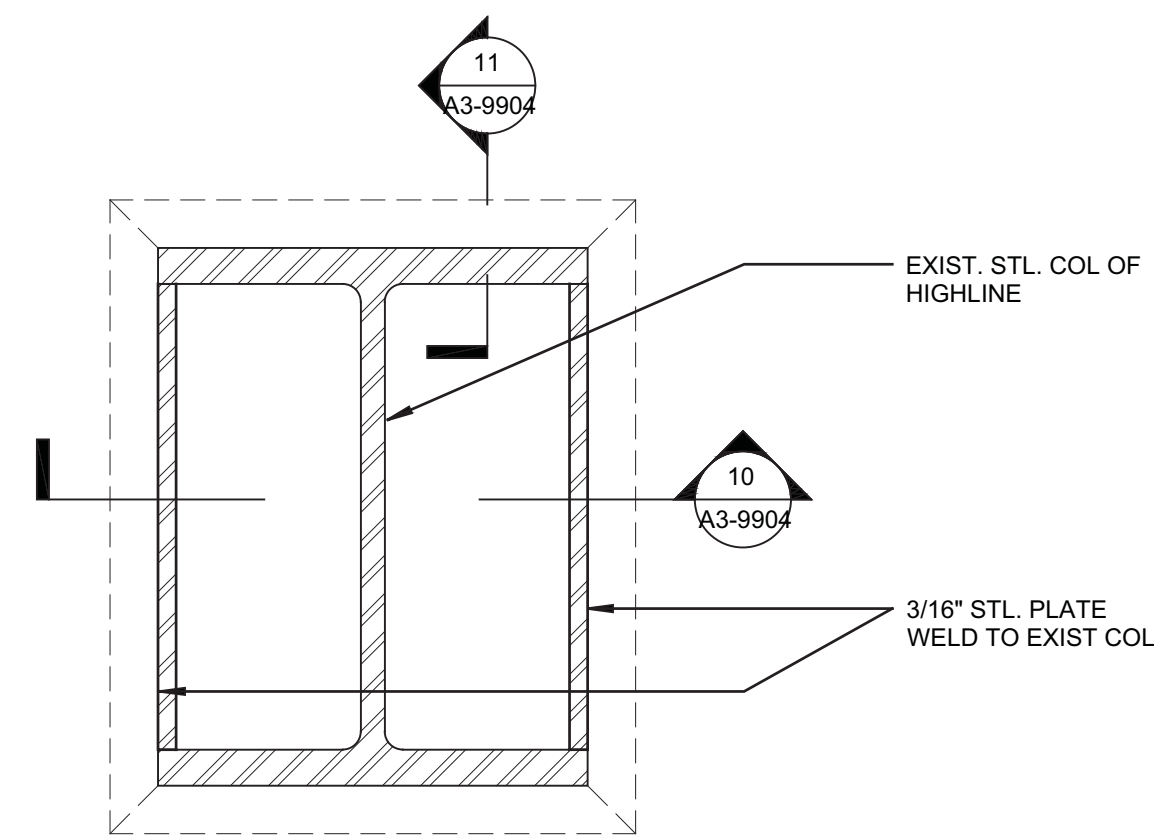
5 TYP SECTION @ SOUTH PLAZA EDGE, EAST  
OF C44  
SCALE: 1 1/2" = 1'-0"



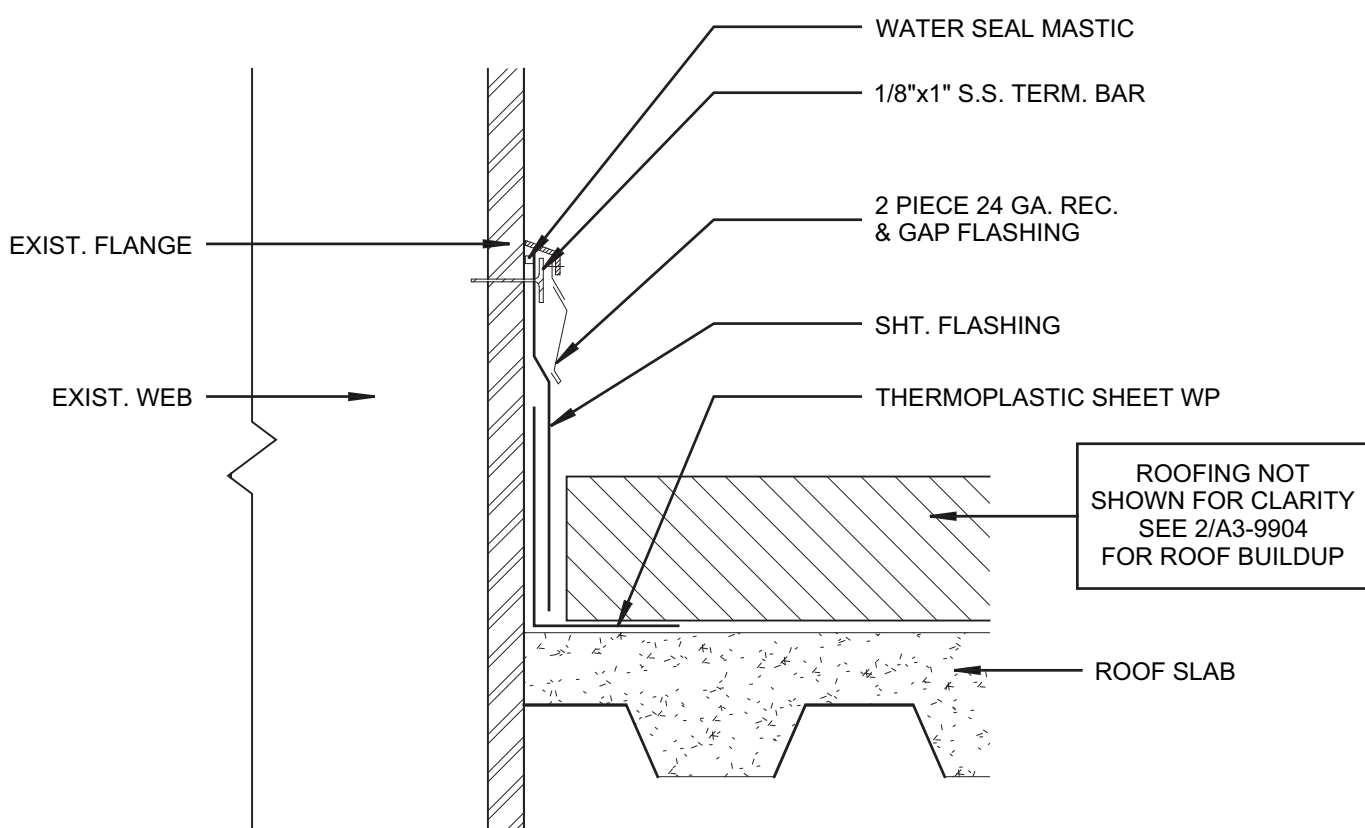
4 TYP SECTION @ SOUTH PLAZA EDGE  
SCALE: 1 1/2" = 1'-0"



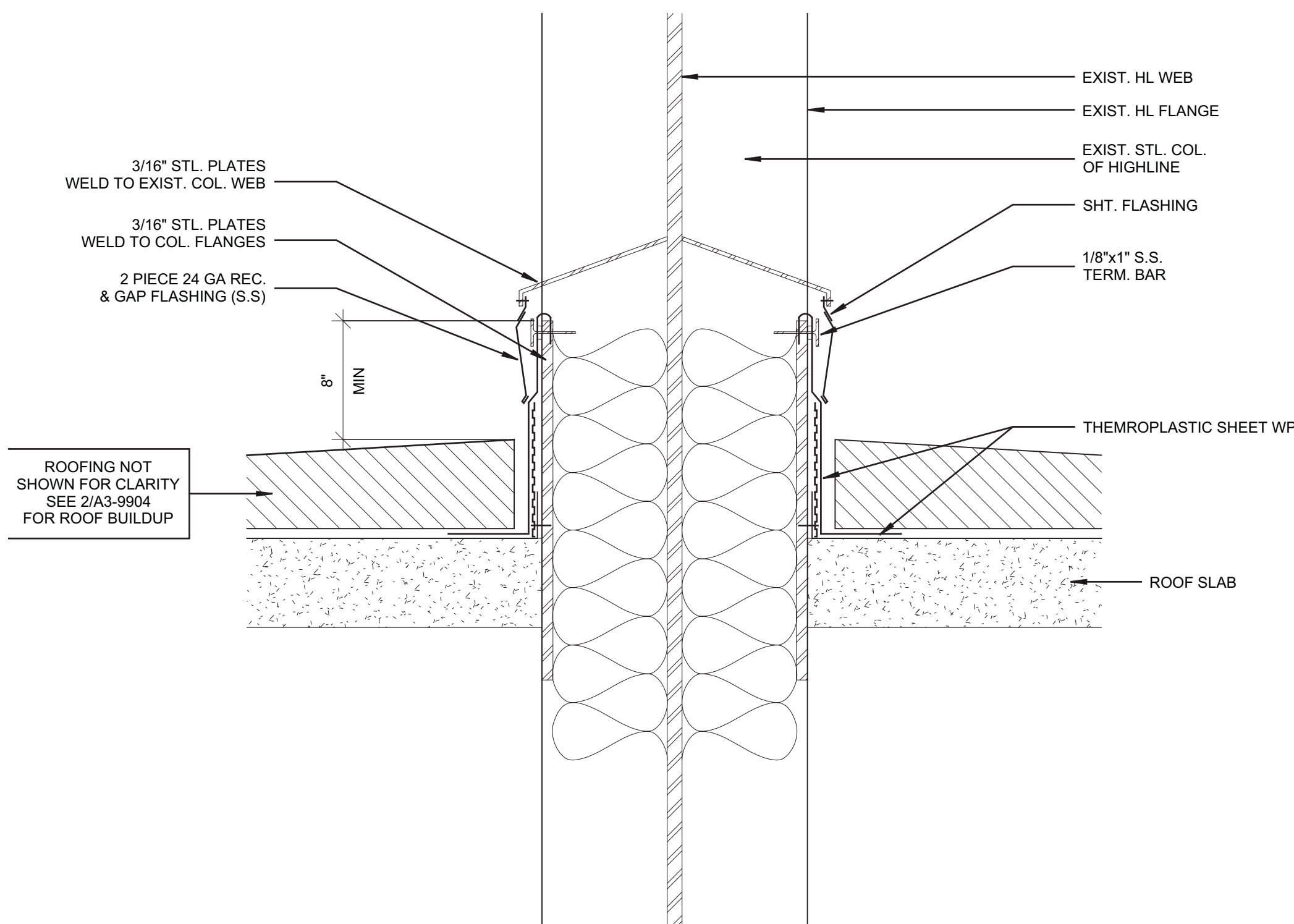
1 TYP SECTION @ NORTH PLAZA EDGE  
SCALE: 1 1/2" = 1'-0"



12 PLAN DETAIL AT HIGHLINE COLUMN AT  
MARKET ROOF, TYP  
SCALE: 1 1/2" = 1'-0"



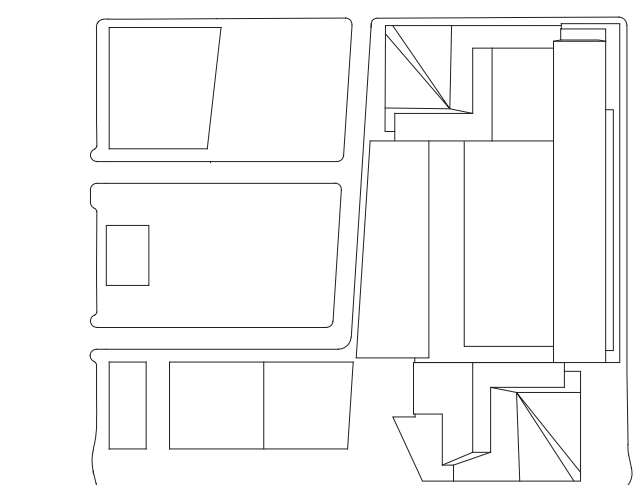
11 SECTION DETAIL AT HIGHLINE COLUMN AT  
MARKET ROOF LOOKING WEST, TYP  
SCALE: 1 1/2" = 1'-0"



10 SECTION DETAIL AT HIGHLINE COLUMN AT  
MARKET ROOF LOOKING NORTH, TYP  
SCALE: 1 1/2" = 1'-0"

Rev	Issue	Date
1	D.O.B. BUILDING PERMIT FILING	03/22/2013

Key Plan



HYE-TC-A3-9904

TERRA FIRMA  
EXTERIOR DETAILS

Project Number  
A3-9904

Architect/Design/Builder  
Kohn Pedersen Fox Associates PC

A-378.00

SHEET 179 OF 239

© 2013 KOHN PEDERSEN FOX ASSOCIATES PC. All rights reserved.



F:\external\1776\_Visual\Kas\Drawings\CAD\Sheet\TC004\_Permi\_Serv\Series\WETC-A3-9906.dwg Plotted by: Matt Gregory Plot Time: 3/21/2013 4:46 PM

Sheet No. 180 of 239

# HUDSON YARDS - TOWER C

Address  
501 WEST 30TH STREET  
NEW YORK, NY



Client  
Related Companies  
60 Columbus Circle  
New York, NY 10023  
Tel: 212.801.1000 Fax: 212.801.1048

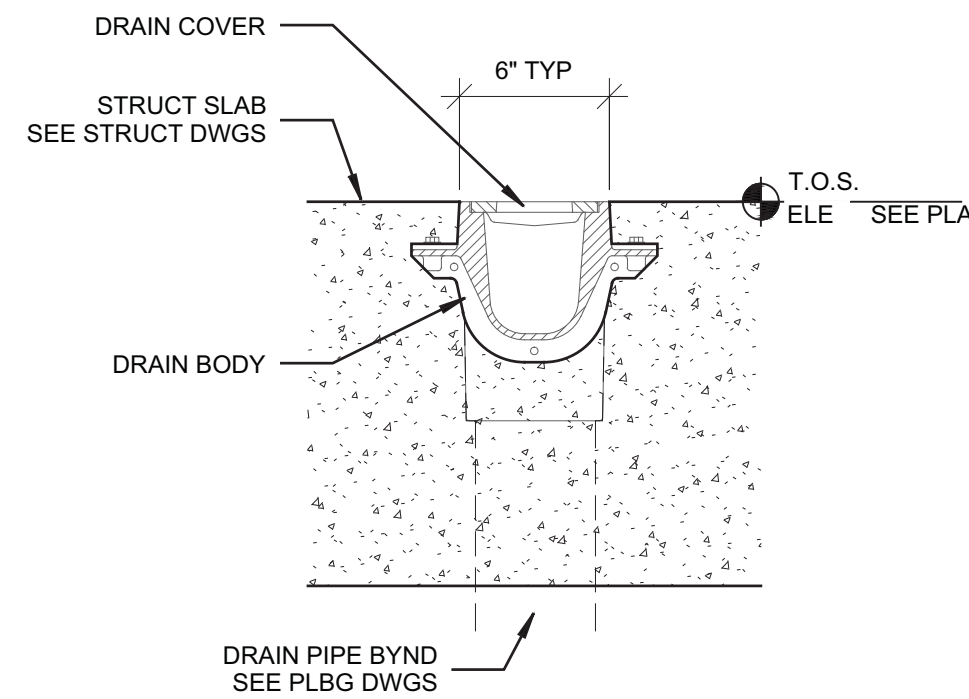
Oxford Properties Group  
320 Park Avenue, 17th Floor  
New York, NY 10022  
Tel: 212.986.7514 Fax: 212.986.7510

Construction Manager  
Tishman Construction Corporation  
100 Park Avenue, 5th Floor  
New York, NY 10017  
Tel: 212.708.5000

Architect  
Kohn Pedersen Fox Associates PC  
Architects & Planning Consultants  
11 West 42nd Street  
New York, NY 10036  
Tel: 212.977.6500 Fax: 212.956.2526

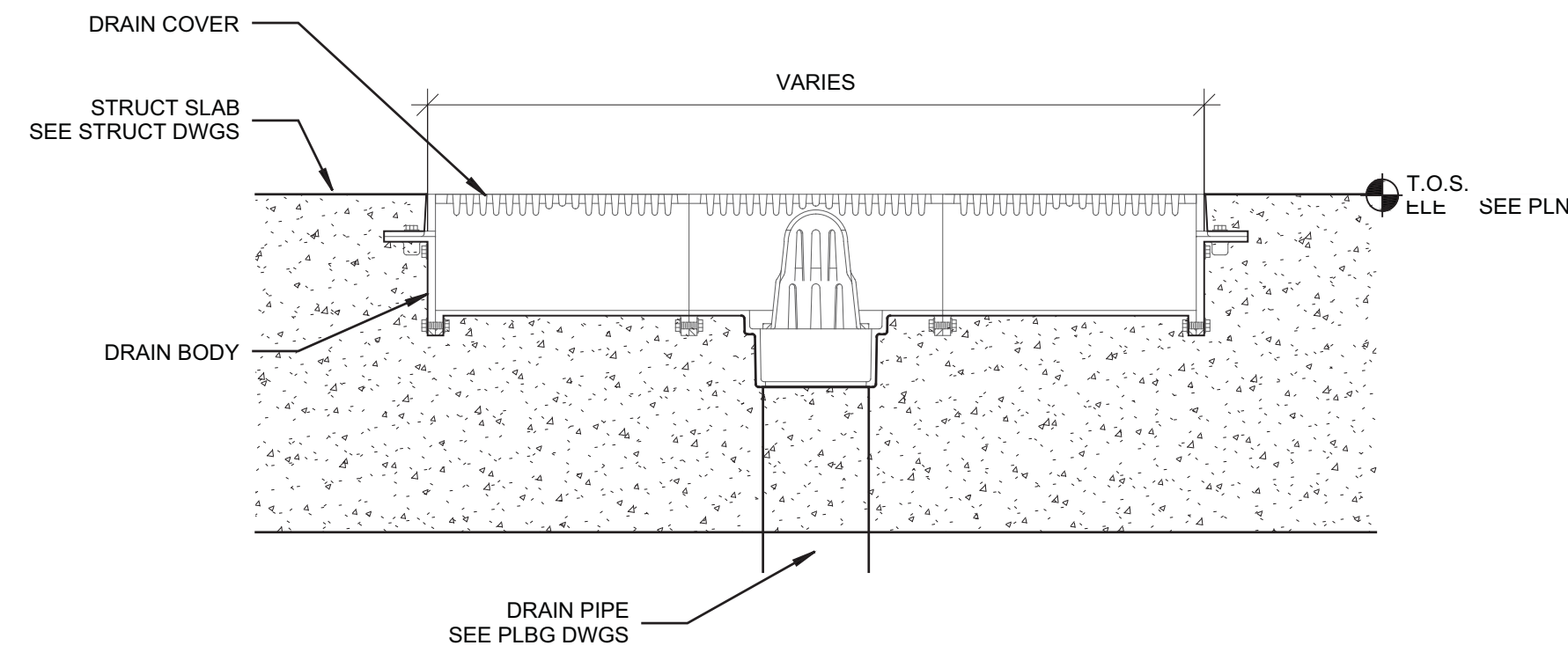
Structural Engineer  
Thornton Tomasetti, Inc.  
51 Madison Avenue  
New York, NY 10010  
Tel: 917.661.7800 Fax: 917.661.7801

Mechanical, Electrical, Plumbing, Fire Protection  
Jaros Baum & Bolles Consulting Engineers  
80 Pine Street  
New York, NY 10013  
Tel: 212.530.9300 Fax: 212.269.5894



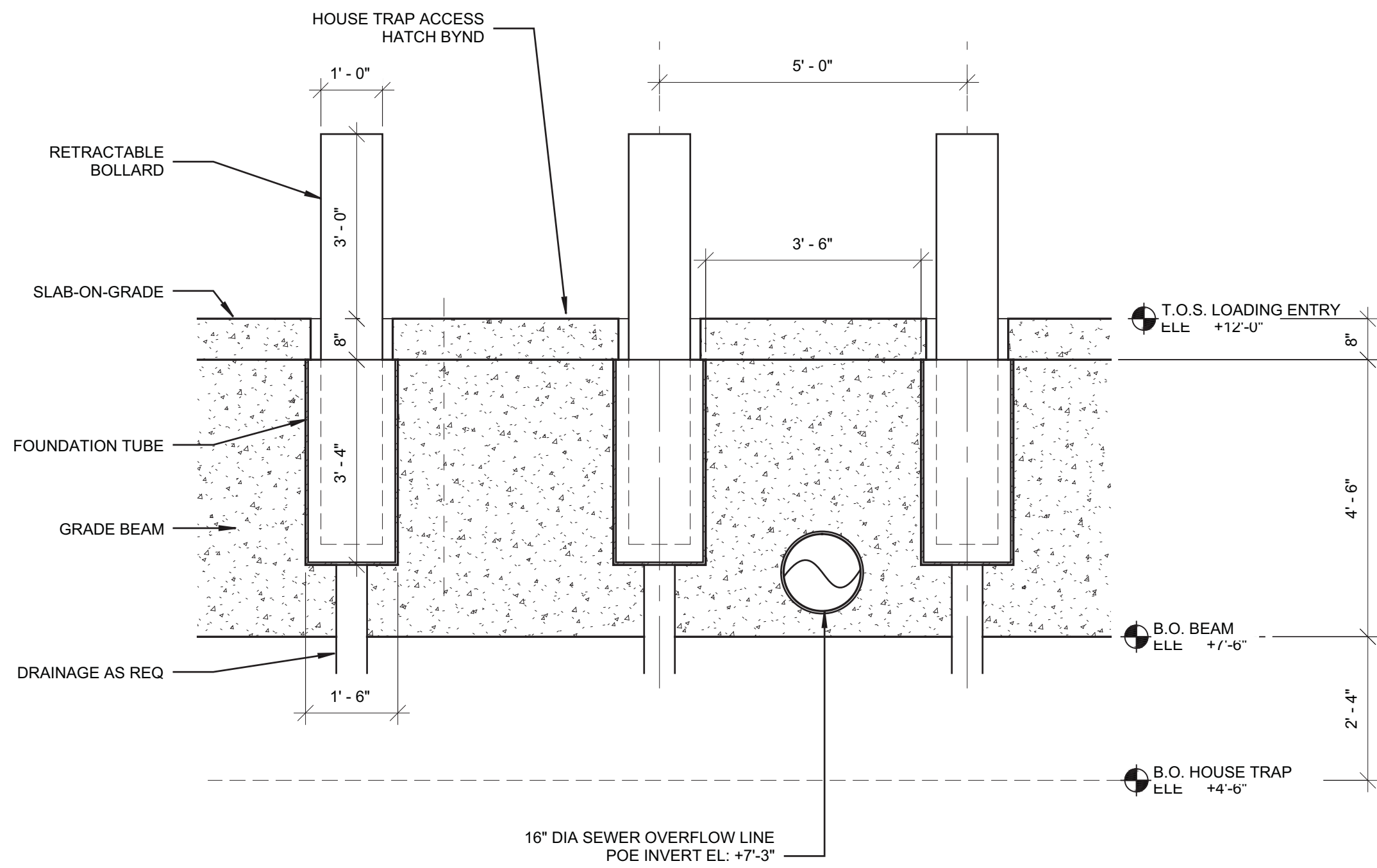
4 TYP SECTION @ LOADING DOCK, CELLAR  
TRENCH DRAINS

SCALE: 1 1/2" = 1'-0"



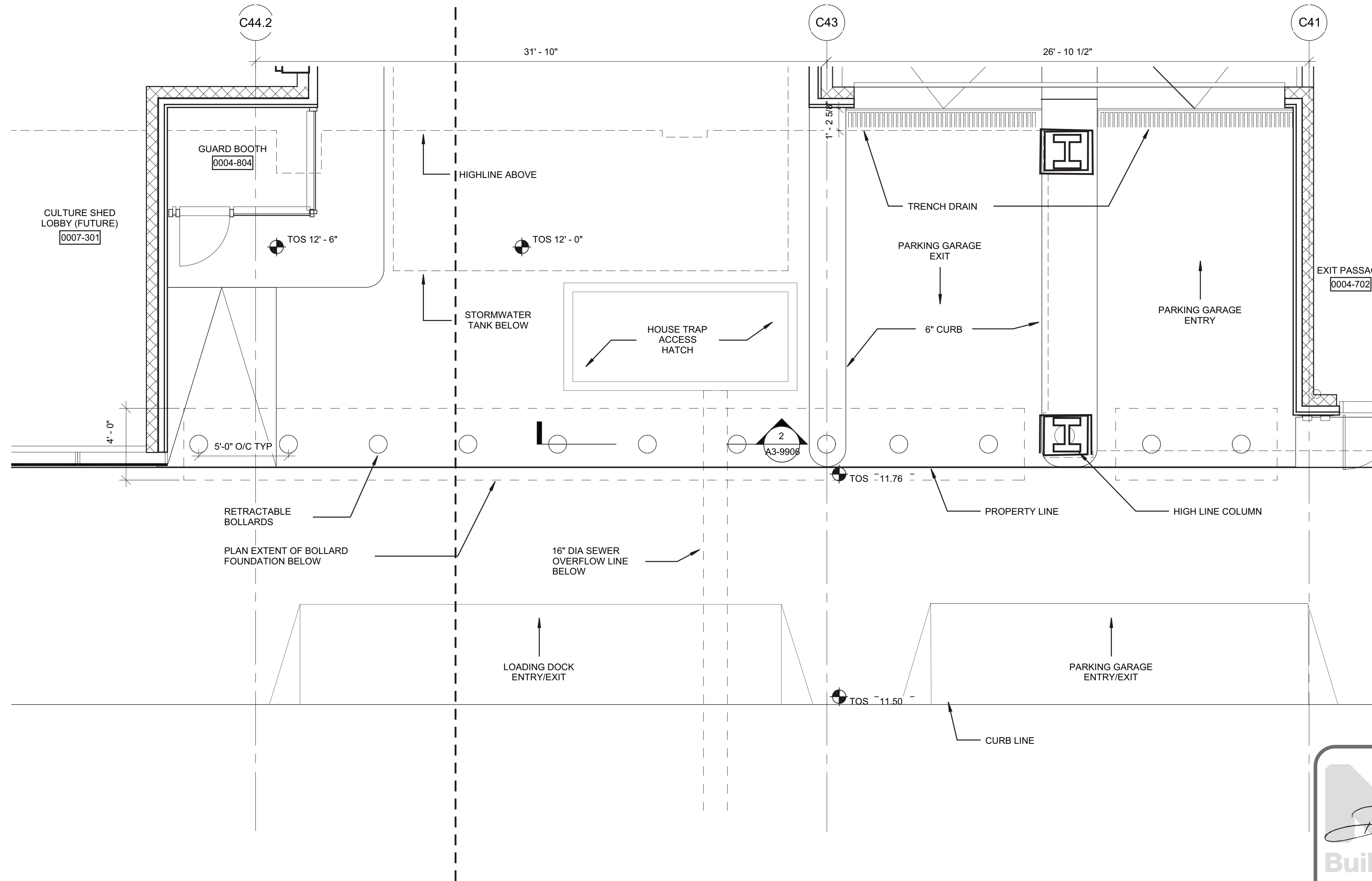
3 TYP SECTION @ LOADING DOCK, CELLAR  
TRENCH DRAINS

SCALE: 1 1/2" = 1'-0"



2 SECTION NORTH @ LOADING DOCK  
RETRACTABLE BOLLARDS

SCALE: 1/2" = 1'-0"



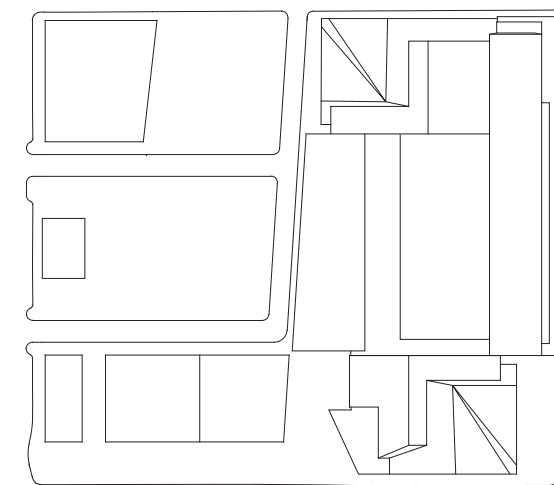
1 PARTIAL PLAN @ LOADING DOCK ENTRY

SCALE: 1/4" = 1'-0"



Rev	Desc	Date
1	D.O.B. BUILDING PERMIT FILING	03/22/2013

Key Plan



Date:  
03/22/2013  
Project No:  
1776.10  
Drawn By:  
Sheet Number

HYE-TC-A3-9906

Drawing Title

TERRA FIRMA  
EXTERIOR DETAILS

Drawing Number:  
A3-9906

Architect/Engineer/Designer:  
A-379.00



HUDSON YARDS -  
TOWER C

Address  
501 WEST 30TH STREET  
NEW YORK, NY



Client  
Related Companies  
60 Columbus Circle  
New York, NY 10023  
Tel: 212.801.1000 Fax: 212.801.1048

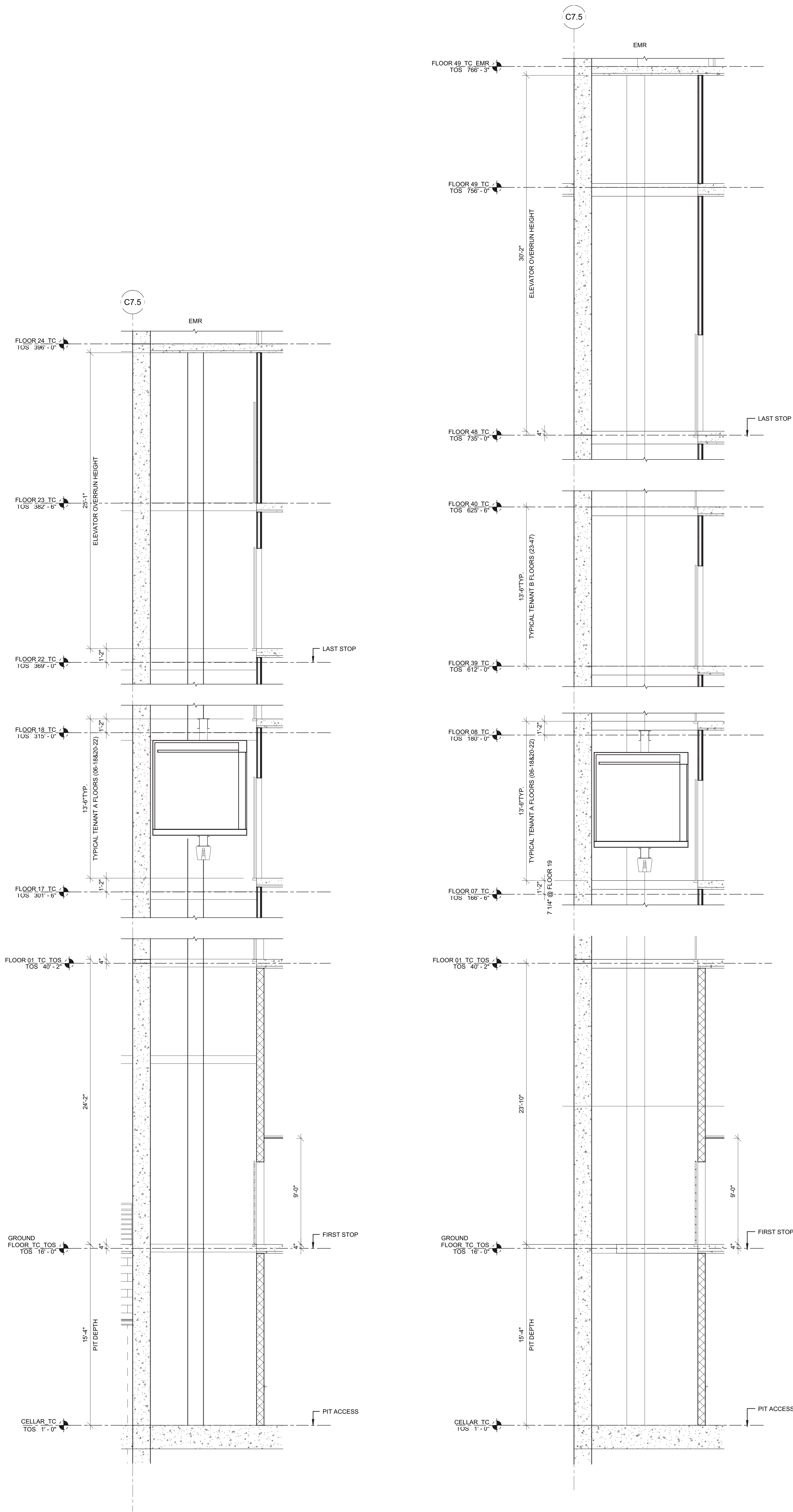
Oxford Properties Group  
320 Park Avenue, 17th Floor  
New York, NY 10022  
Tel: 212.986.7514 Fax: 212.986.7510

Construction Manager  
Tishman Construction Corporation  
100 Park Avenue, 5th Floor  
New York, NY 10017  
Tel: 212.708.5600

Architect  
Kohn Pedersen Fox Associates PC  
Architects & Planning Consultants  
11 West 42nd Street  
New York, NY 10036  
Tel: 212.977.6500 Fax: 212.956.2526

Structural Engineer  
Thornton Tomasetti, Inc.  
51 Madison Avenue  
New York, NY 10010  
Tel: 917.661.7800 Fax: 917.661.7801

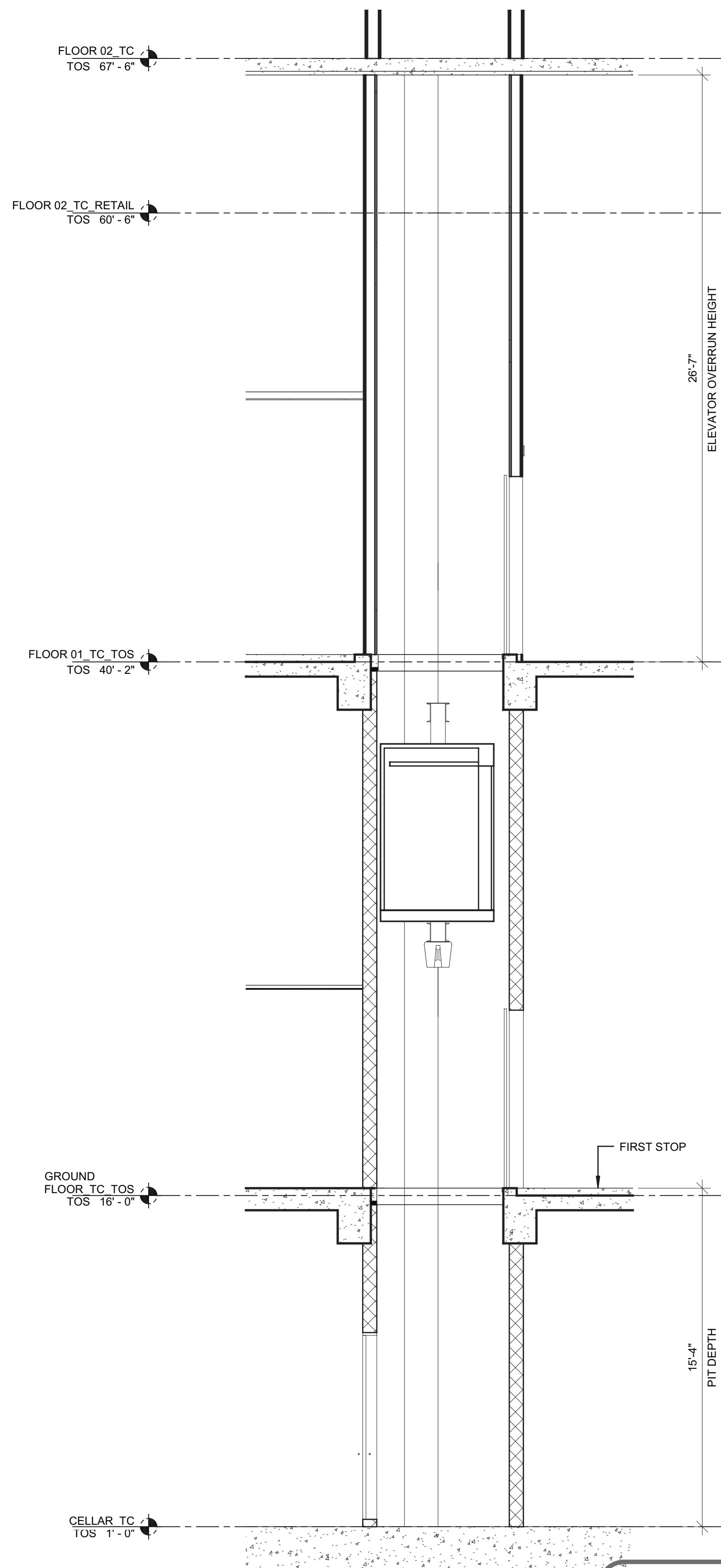
Mechanical, Electrical, Plumbing, Fire Protection  
Jaros Baum & Bolles Consulting Engineers  
80 Pine Street  
New York, NY 10013  
Tel: 212.530.9300 Fax: 212.269.5894



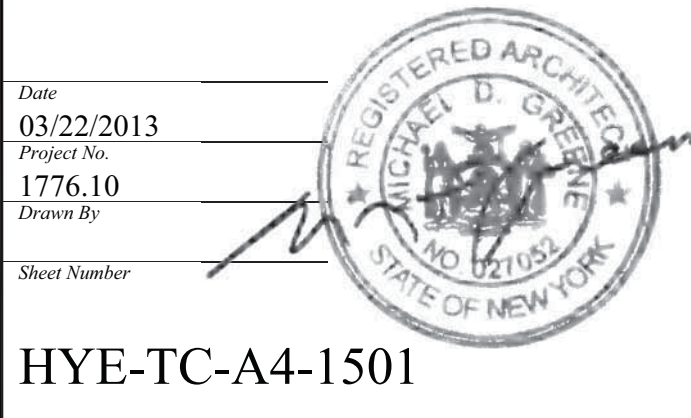
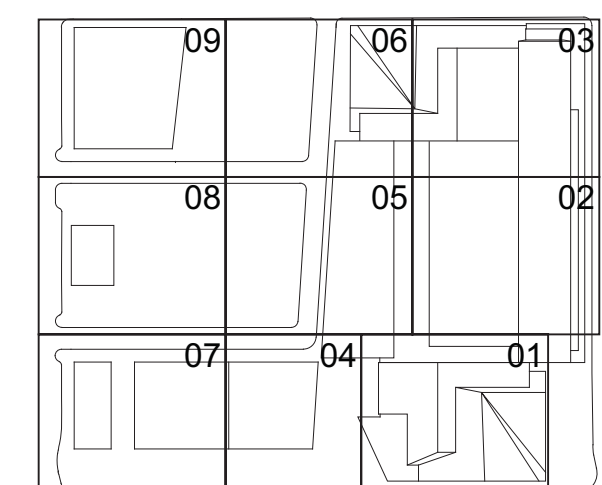
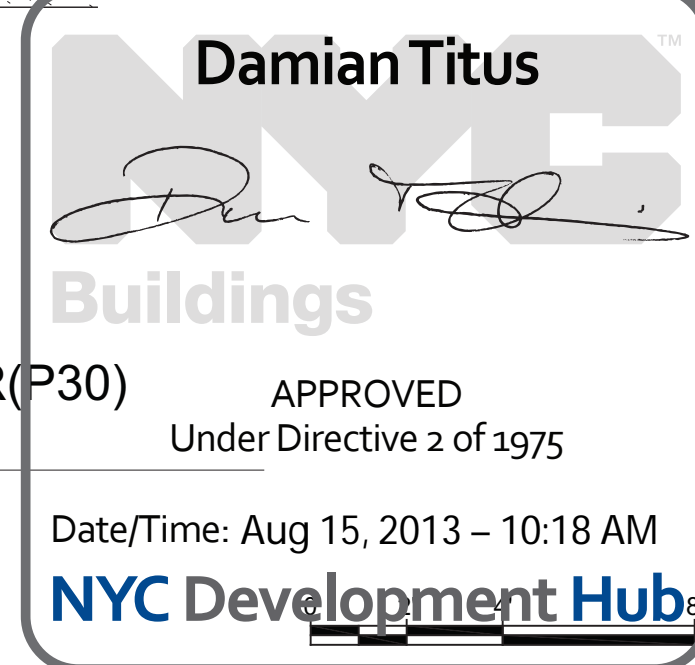
④ SERVICE ELEVATOR(S03) SECTION  
SCALE: 1/4" = 1'-0"

③ SERVICE ELEVATOR(S02) SECTION  
SCALE: 1/4" = 1'-0"

② LARGE SERVICE ELEVATOR(S01) SECTION  
SCALE: 1/4" = 1'-0"



① ENLARGED LOBBY SHUTTLE ELEVATOR(P30) SECTION  
SCALE: 1/4" = 1'-0"

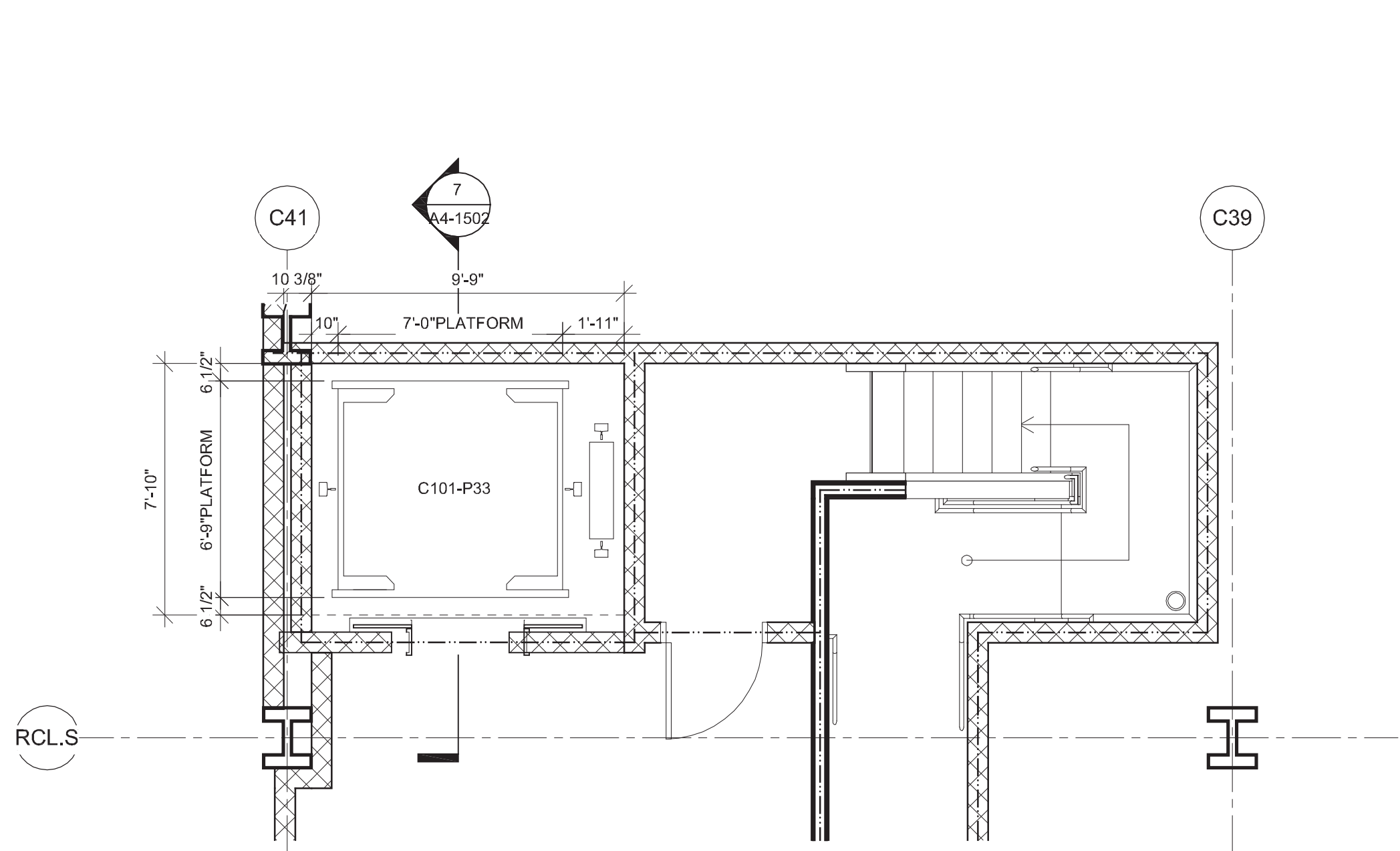


ENLARGED ADA &  
SERVICE ELEVATOR  
(P30, S01-03) SECTIONS

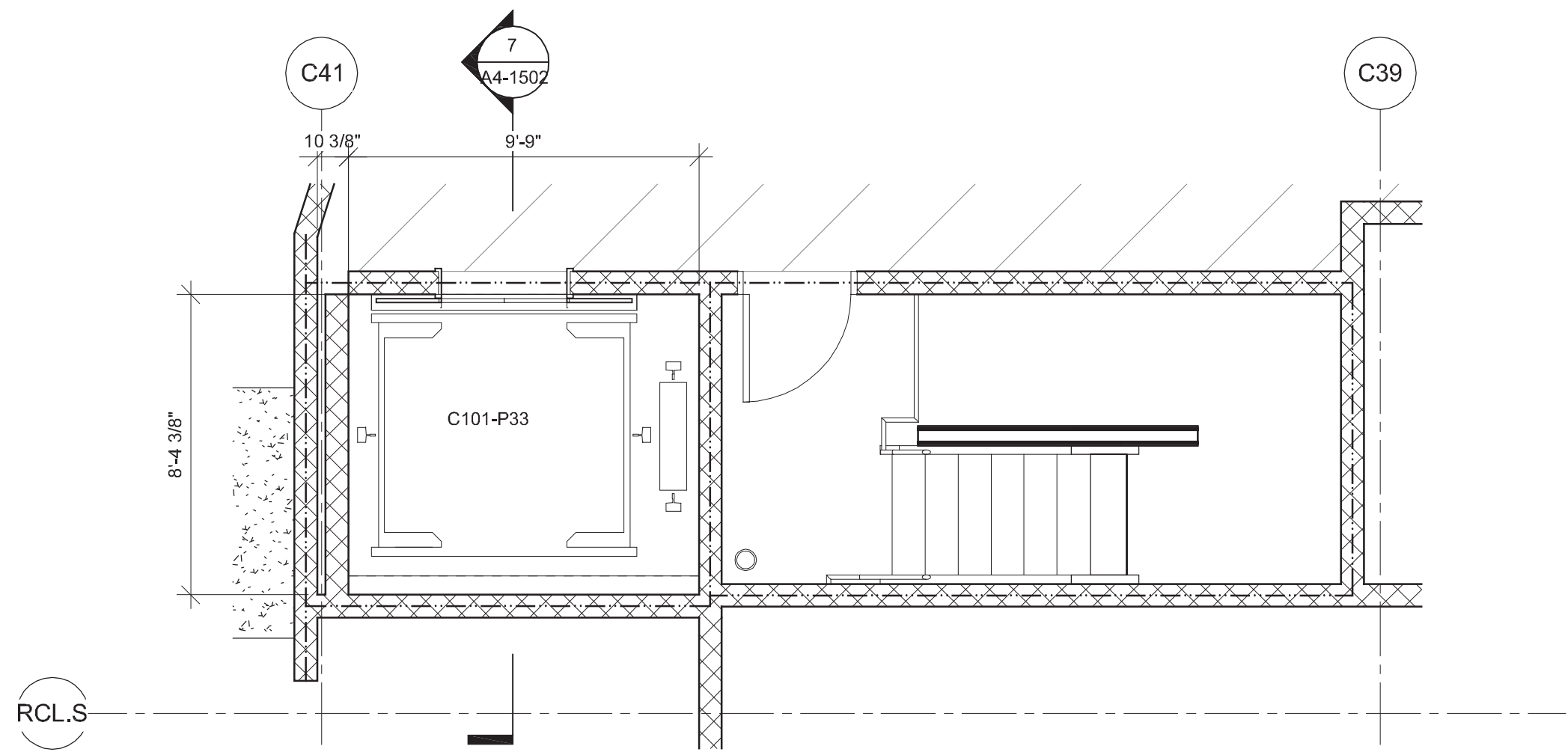
A-400.00



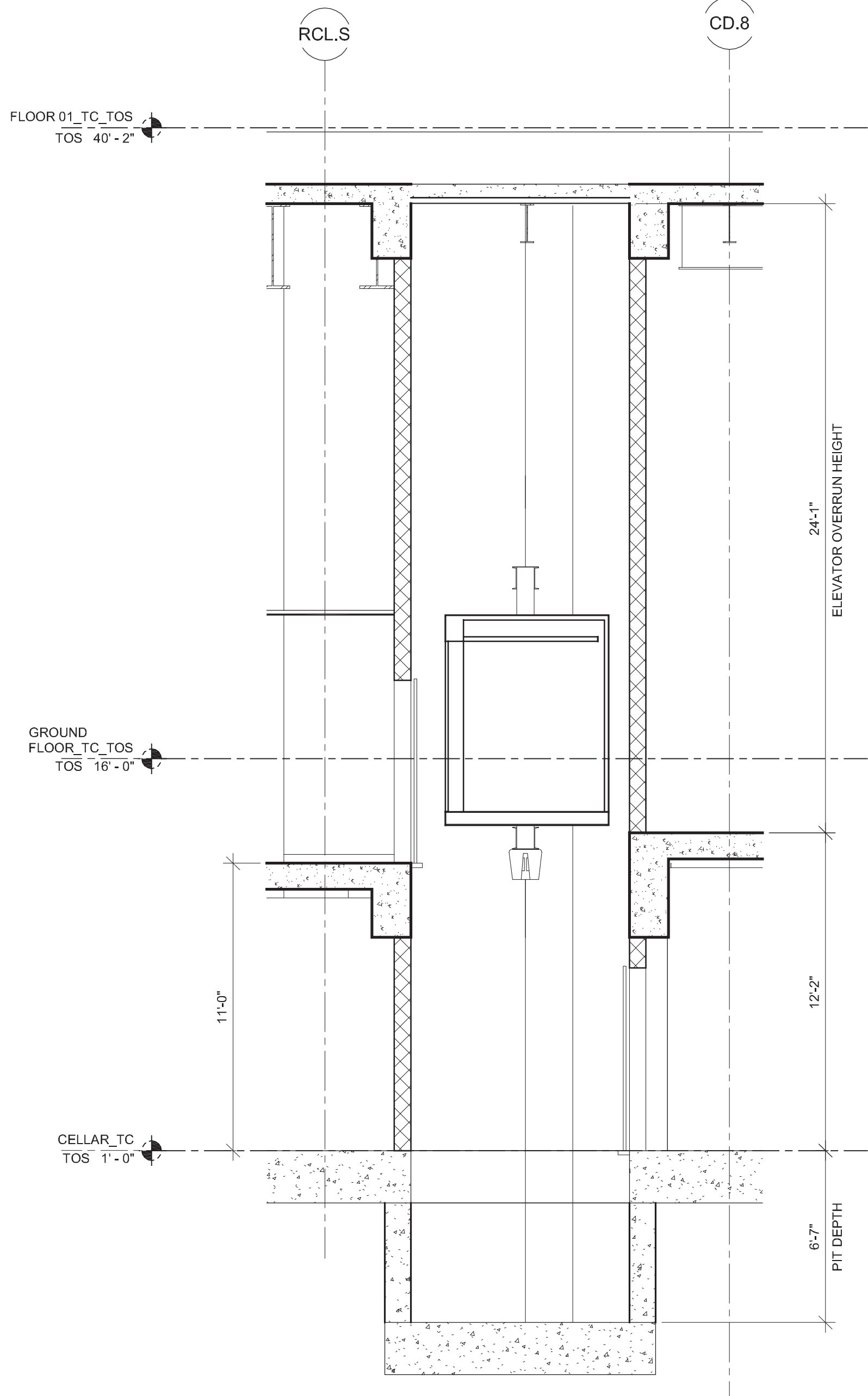
Filename: P:\Projects\1775\_WestSideYardsDrawings\CAD\Sheet\TCD08\_Perm\_SMA\Series\HYE-TC-A4-1502.dwg Plotted by: Trainer, Joshua Plot Time: 5/23/2013 4:58 PM



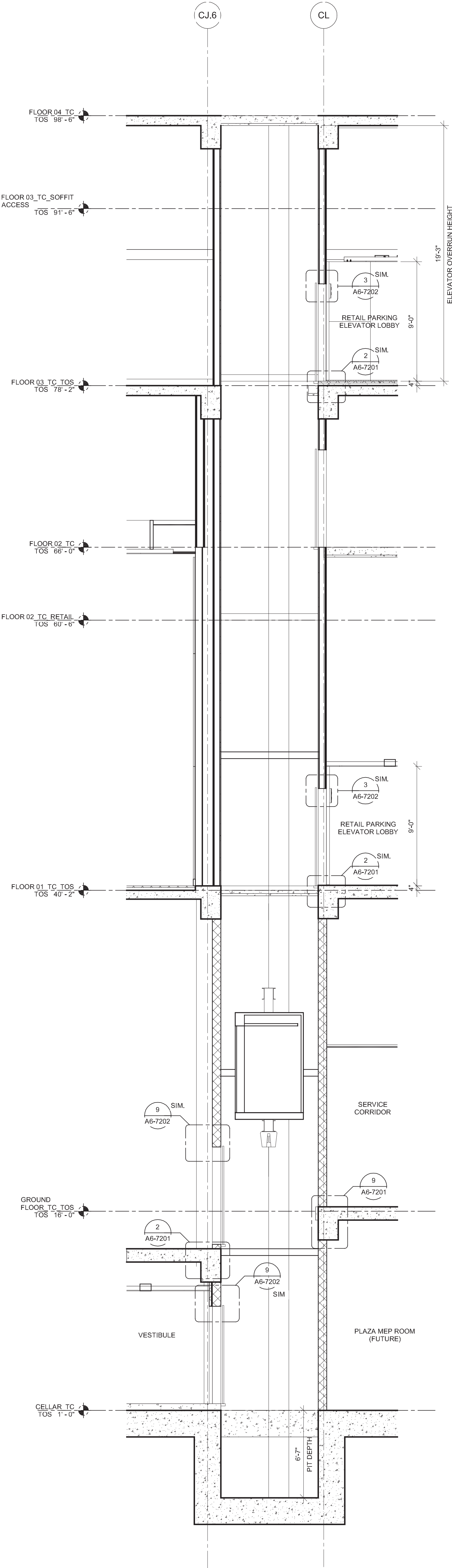
ENLARGED PARKING ELEVATOR(P-33) PLAN - GROUND LEVEL  
SCALE: 1/4" = 1'-0"



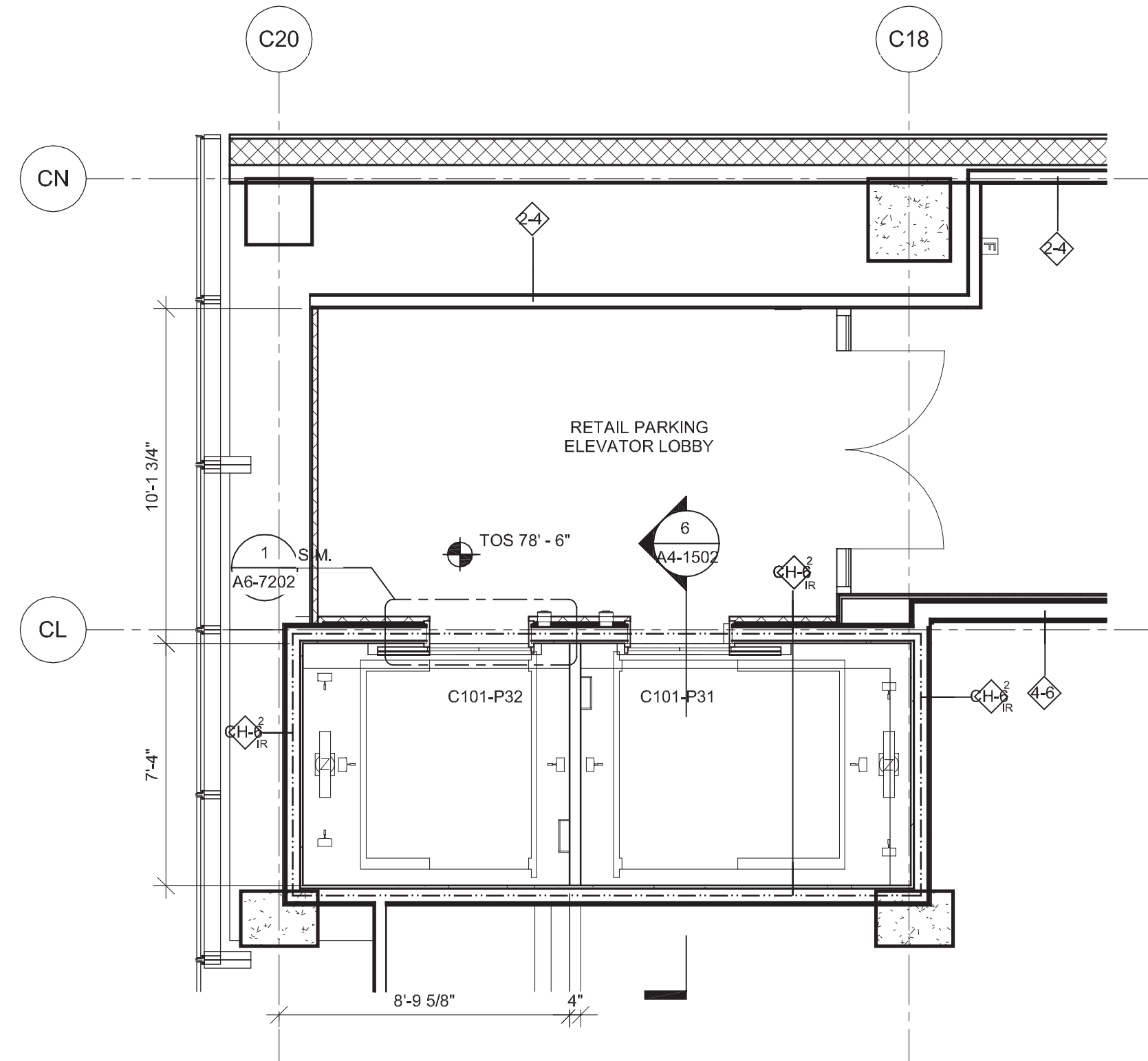
ENLARGED PARKING ELEVATOR(P-33) PLAN - CELLAR LEVEL  
SCALE: 1/4" = 1'-0"



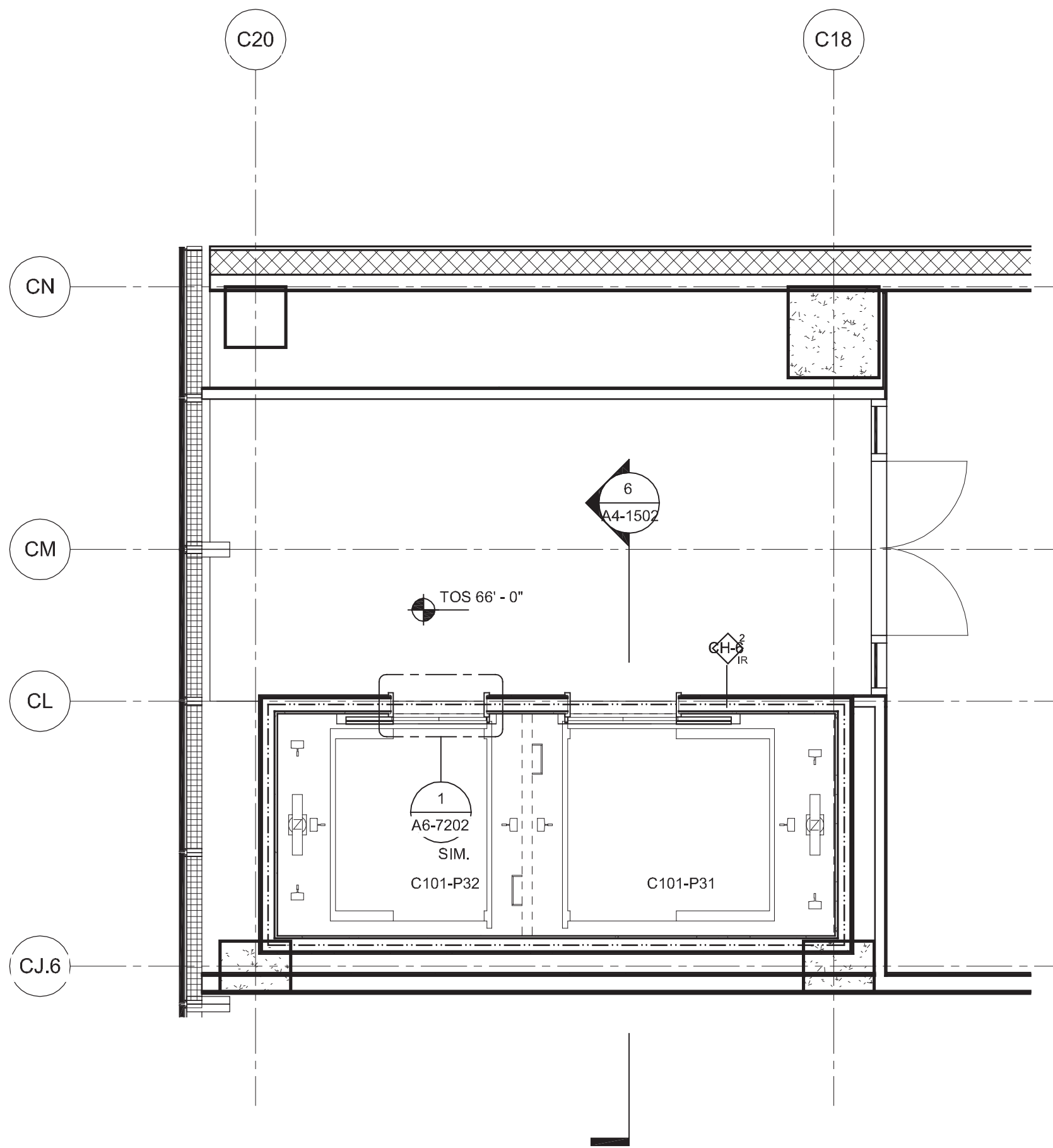
ENLARGED PARKING ELEVATOR(P-33) SECTION  
SCALE: 1/4" = 1'-0"



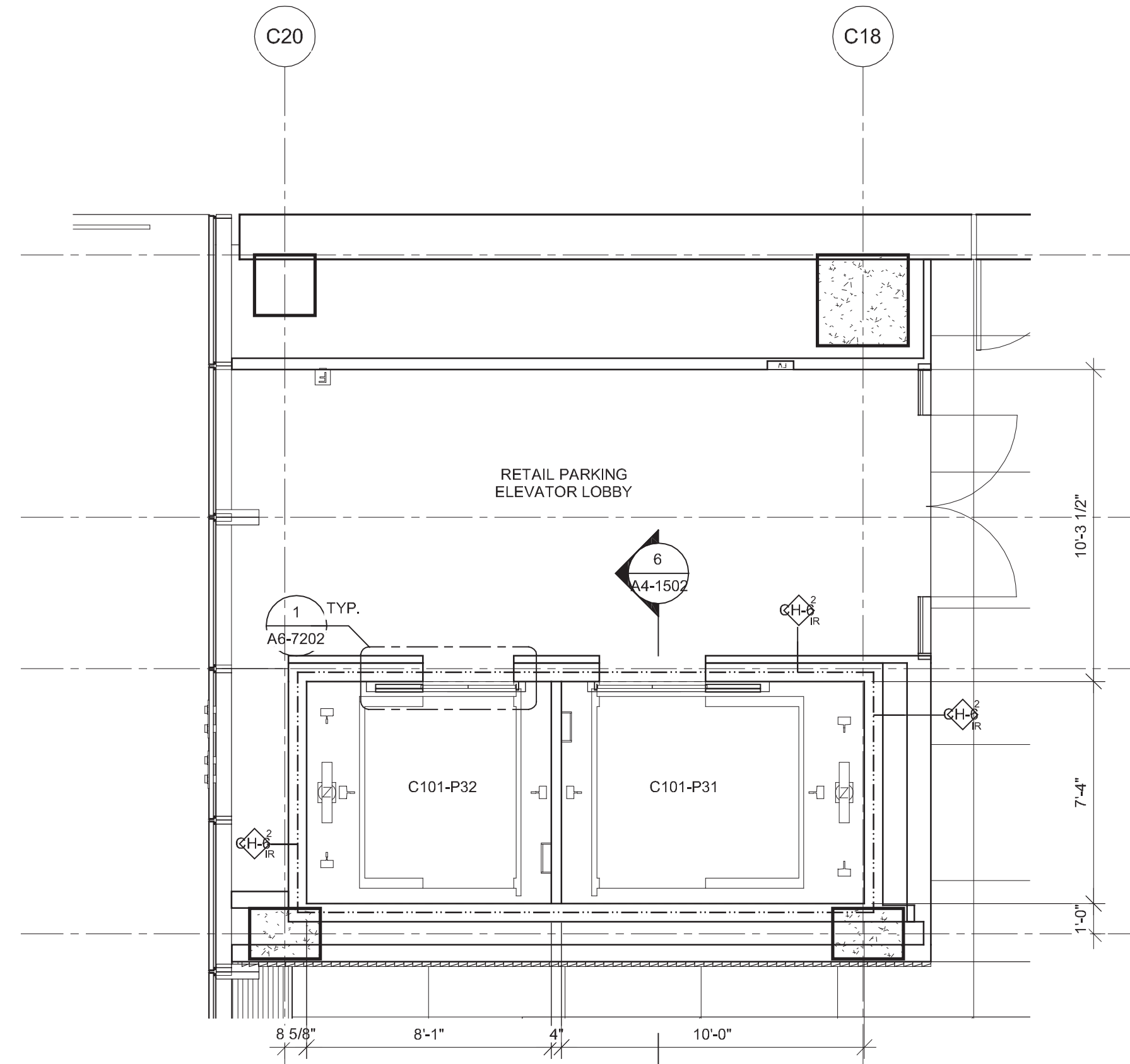
ENLARGED RETAIL ELEVATOR(P-31&32) SECTION  
SCALE: 1/4" = 1'-0"



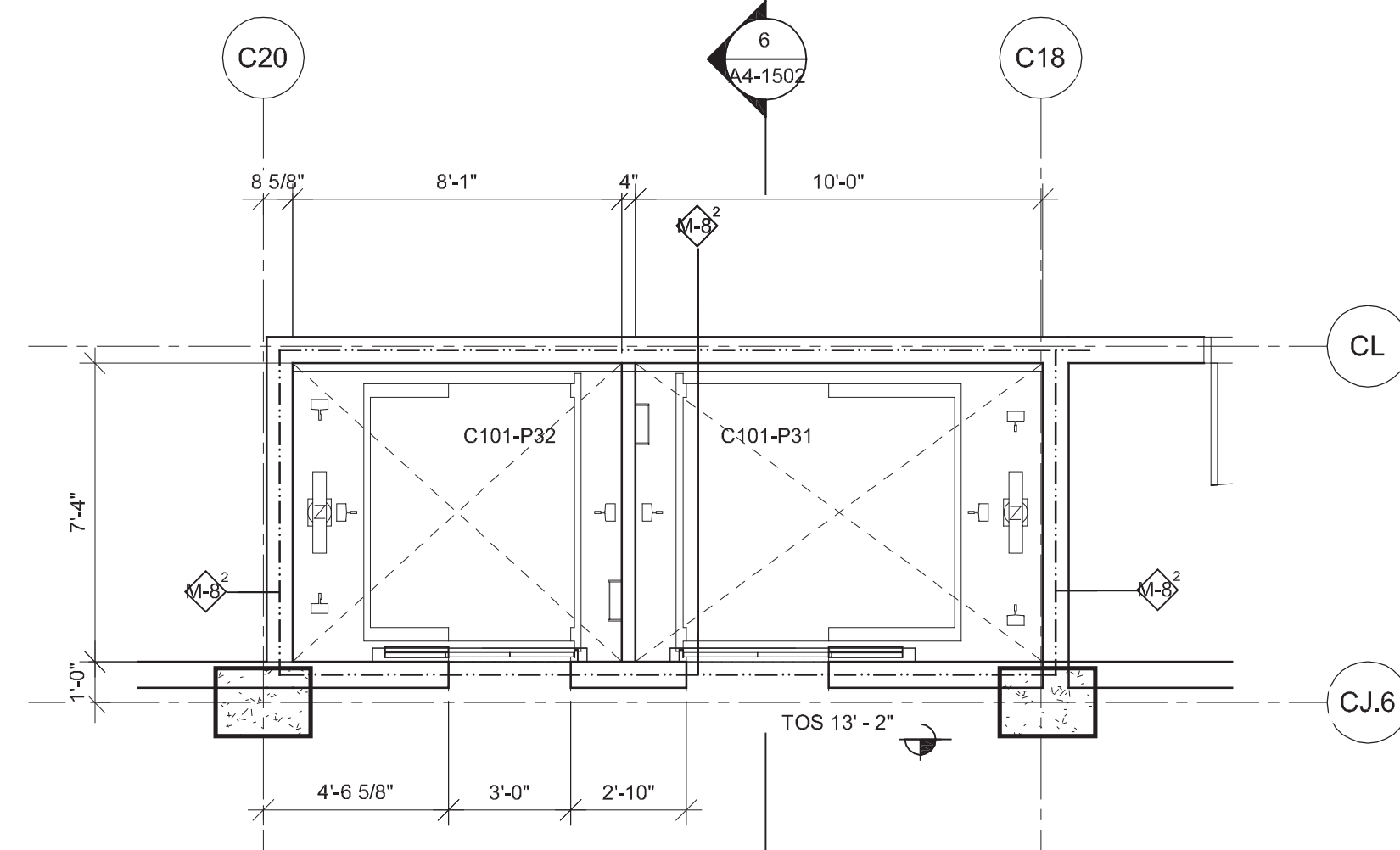
ENLARGED RETAIL ELEVATOR(P-31&32) PLAN - FLOOR 03  
SCALE: 1/4" = 1'-0"



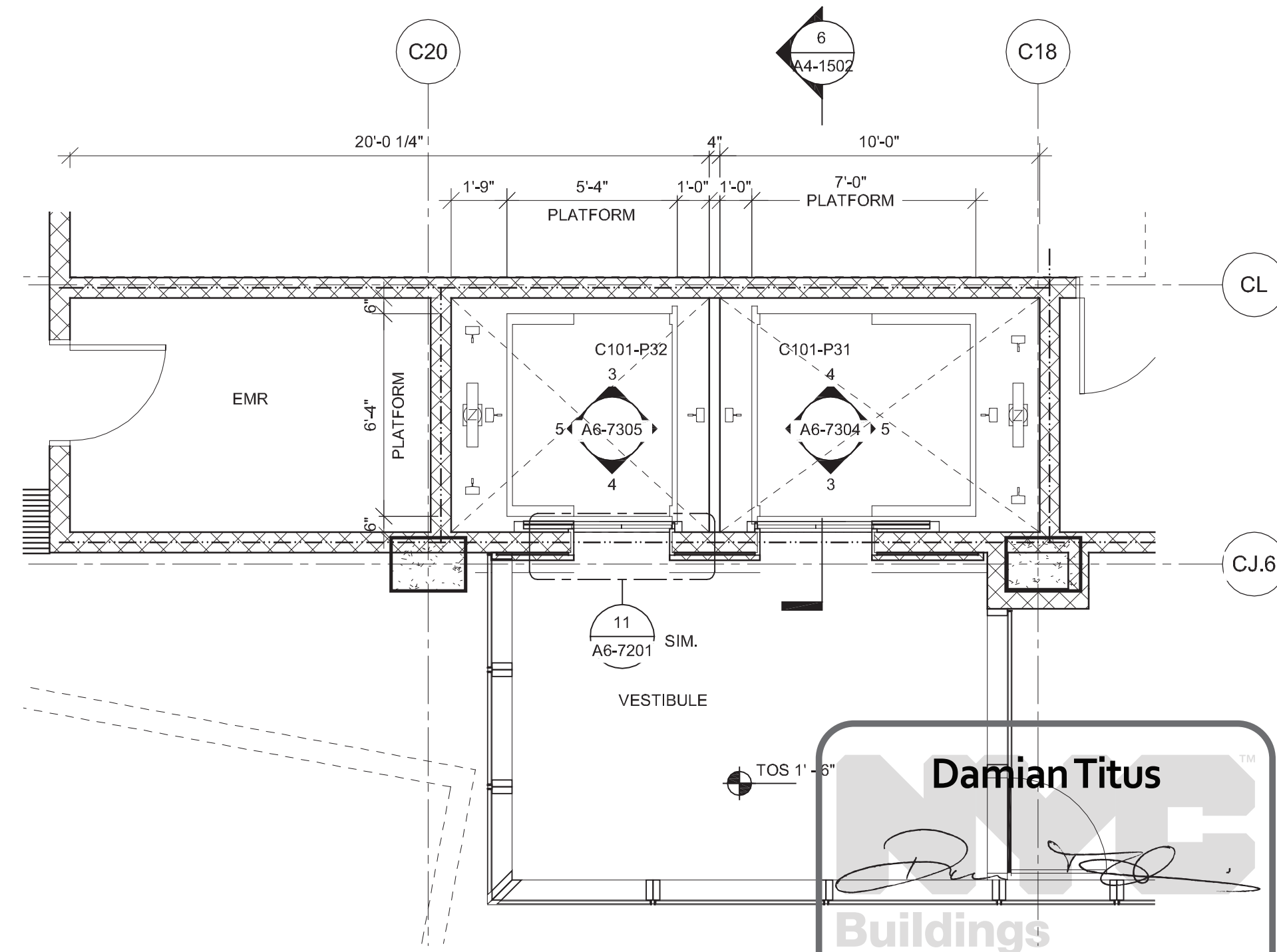
FLOOR 02 - MEZZANINE  
SCALE: 1/4" = 1'-0"



ENLARGED RETAIL ELEVATOR(P-31&32) PLAN - FLOOR 01  
SCALE: 1/4" = 1'-0"



ENLARGED RETAIL ELEVATOR(P-31&32) PLAN - GROUND LEVEL  
SCALE: 1/4" = 1'-0"



ENLARGED RETAIL ELEVATOR(P-31&32) PLAN - CELLAR LEVEL  
SCALE: 1/4" = 1'-0"



## HUDSON YARDS - TOWER C

Address  
501 WEST 30TH STREET  
NEW YORK, NY

Client  
Related Companies  
60 Columbus Circle  
New York, NY 10023  
Tel: 212.801.1000 Fax: 212.801.1048

Oxford Properties Group  
320 Park Avenue, 17th Floor  
New York, NY 10022  
Tel: 212.986.7514 Fax: 212.986.7510

Construction Manager  
Tishman Construction Corporation  
100 Park Avenue, 5th Floor  
New York, NY 10017  
Tel: 212.708.3600

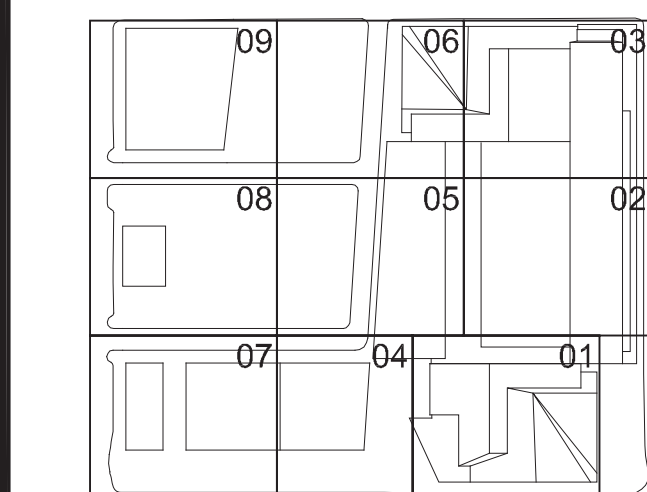
Architect  
Kohn Pedersen Fox Associates PC  
Architects & Planning Consultants  
11 West 42nd Street  
New York, NY 10036  
Tel: 212.977.6900 Fax: 212.956.2526

Structural Engineer  
Thomson Tomasetti, Inc.  
51 Madison Avenue  
New York, NY 10010  
Tel: 917.661.7800 Fax: 917.661.7801

Mechanical, Electrical, Plumbing, Fire Protection  
James Baum & Bolles Consulting Engineers  
80 Pine Street  
New York, NY 10013  
Tel: 212.530.9300 Fax: 212.269.5894

1 D.O.B. BUILDING PERMIT FILING 03/22/2013  
No. Date

Key Plan



Date  
03/22/2013  
Project No.  
1776.10  
Drawing No.  
HYE-TC-A4-1502

ENLARGED ELEVATOR  
(P31-P33)  
PLANS & SECTIONS

Drawing Number  
A4-1502

8-5/16" Drawing Number

A-401.00

SHEET 182 OF 239

© 2013 KOHN PEDERSEN FOX ASSOCIATES PC. All rights reserved.





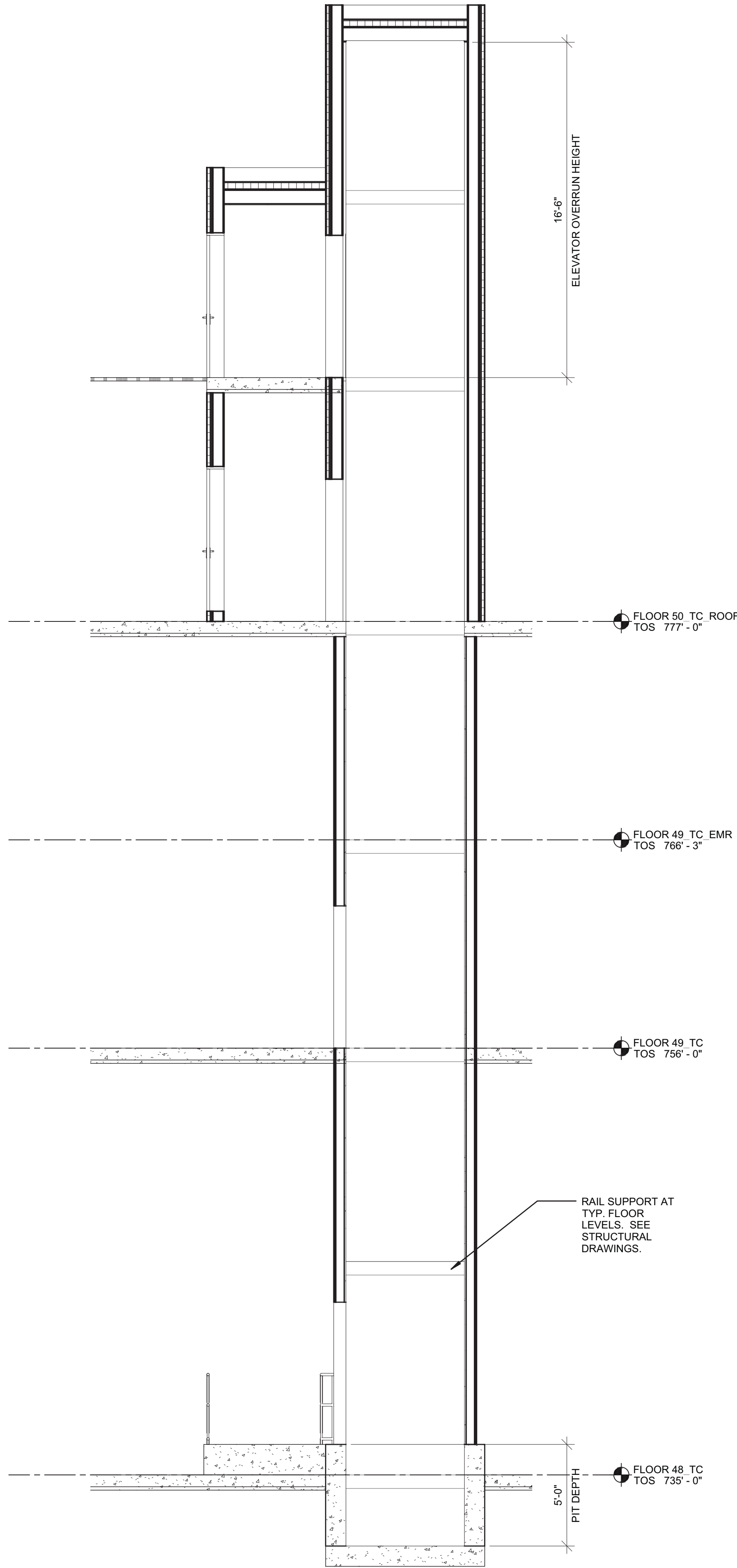
- G1. SEE SPECS FOR CONVEYANCE EQUIPMENT SCHEDULE.
- G2. SEE DRAWING A4-7001 FOR STAIR SCHEDULE AND STAIR COMPONENT TYPES.
- G3. SEE DRAWING A6-1001 FOR PARTITION SCHEDULE AND SYMBOL DESCRIPTION.

**Damian Titus**  
  
**Buildings**  
APPROVED  
Under Directive 2 of 1975  
Date/Time: Aug 15, 2013 – 10:18 AM  
**NYC Development Hub**

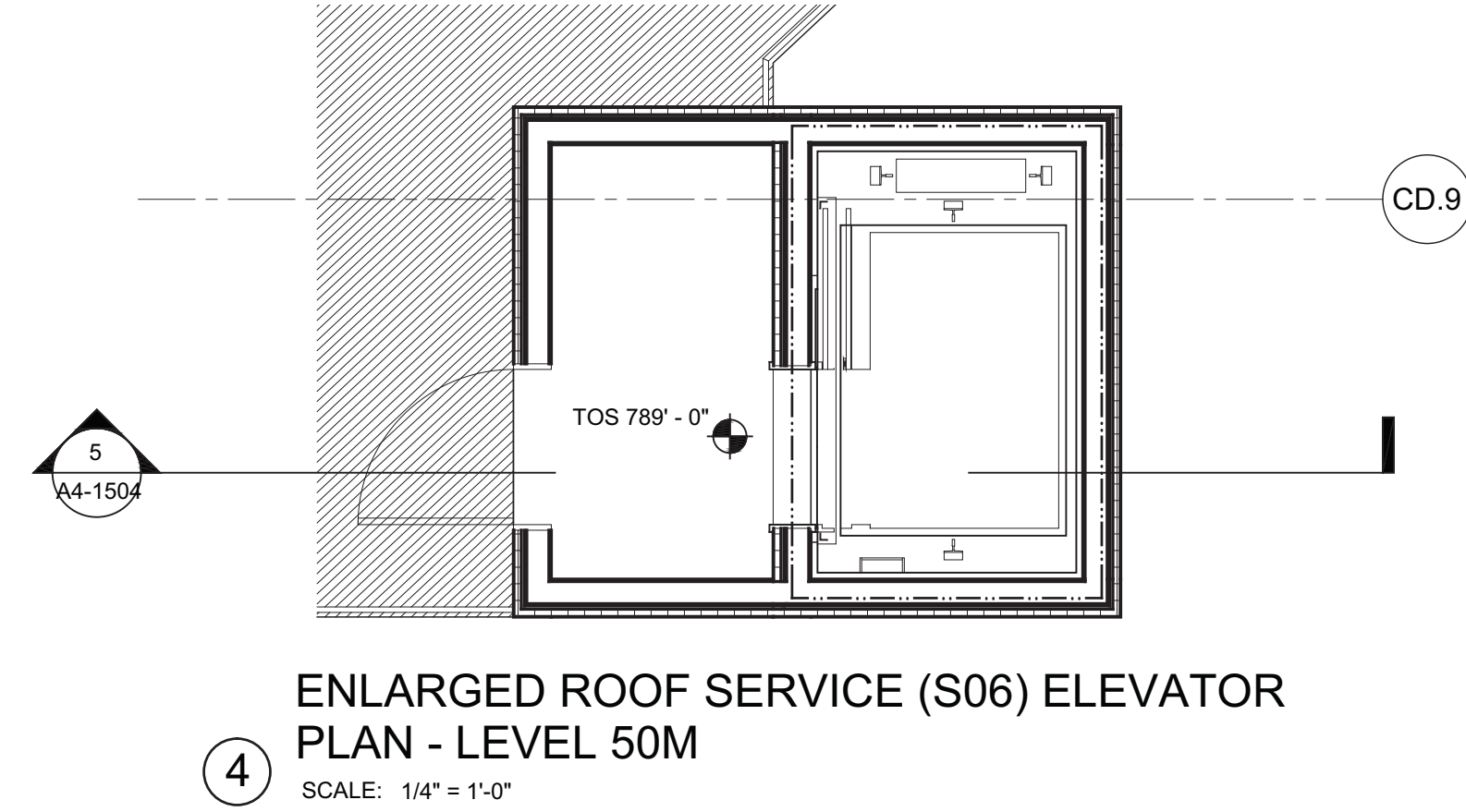
SHEET 183 OF 235



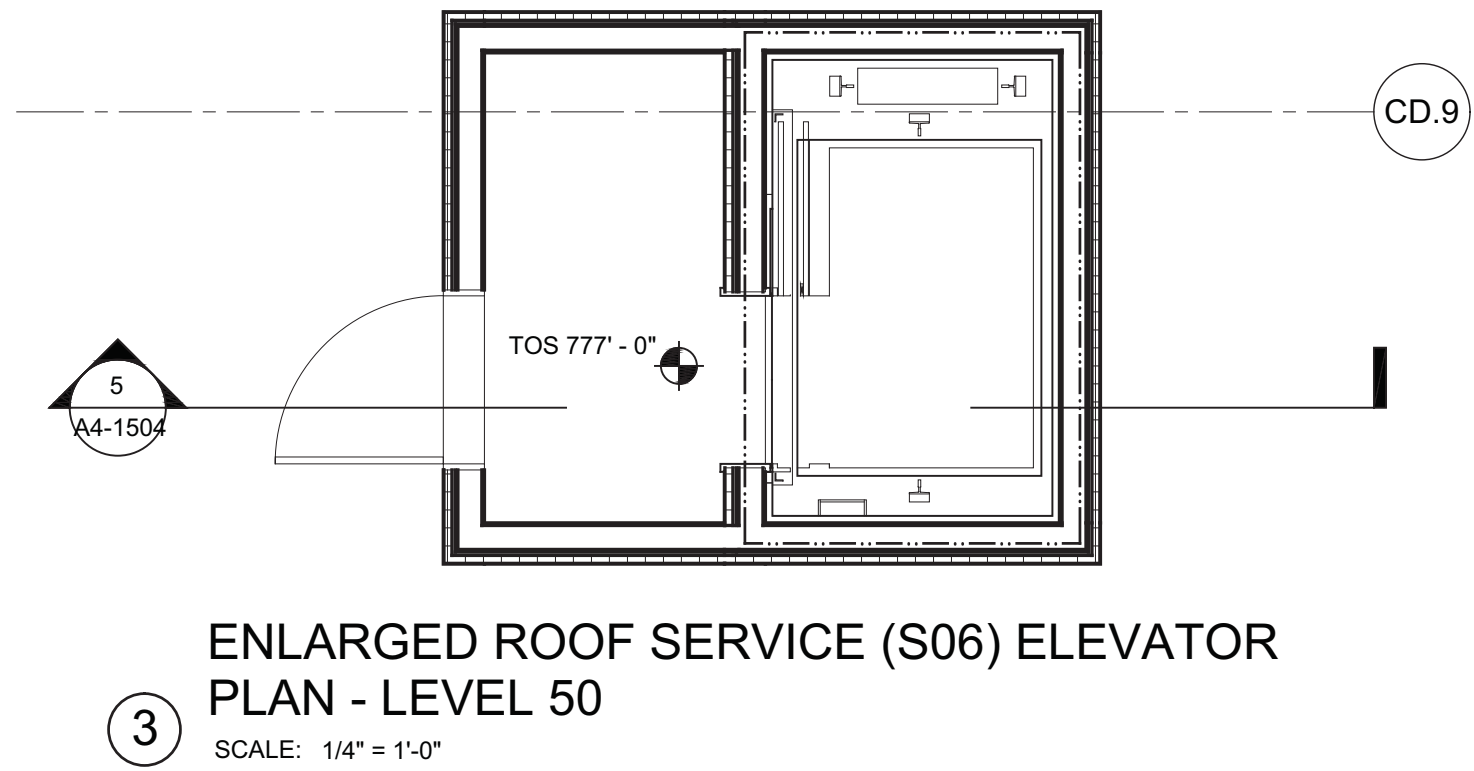
P:\Projects\1776\_WestSideKensalDrawings\CAD\Sheet\TC06\_Permi\_Serv\Series\HETE-A4-1504.dwg Plotted by: Matt Gregory Plot Time: 3/21/2013 4:46 PM



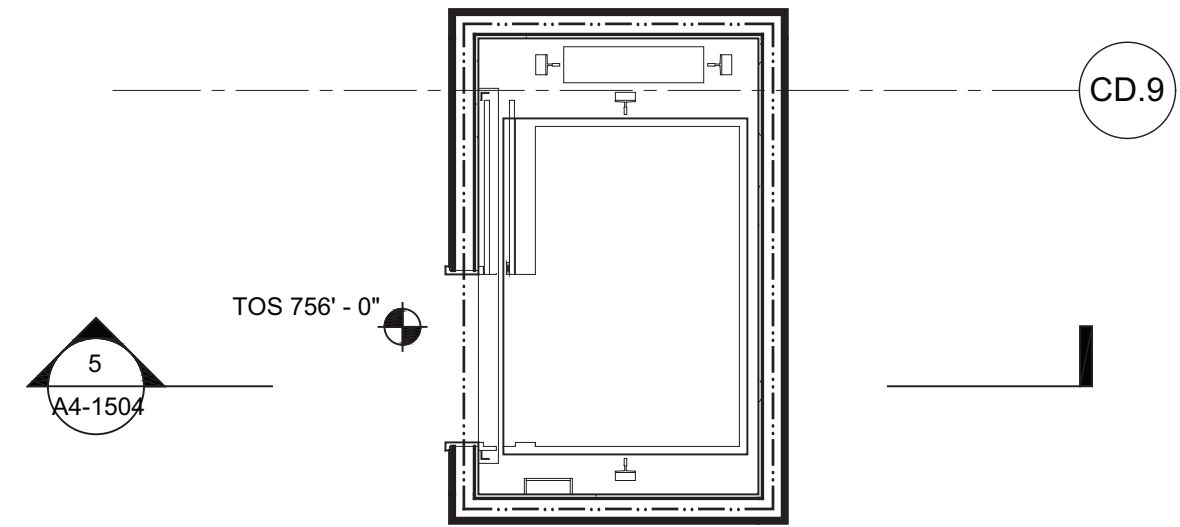
5  
ENLARGED ROOF SERVICE (S06) ELEVATOR  
SECTION  
SCALE: 1/4" = 1'-0"



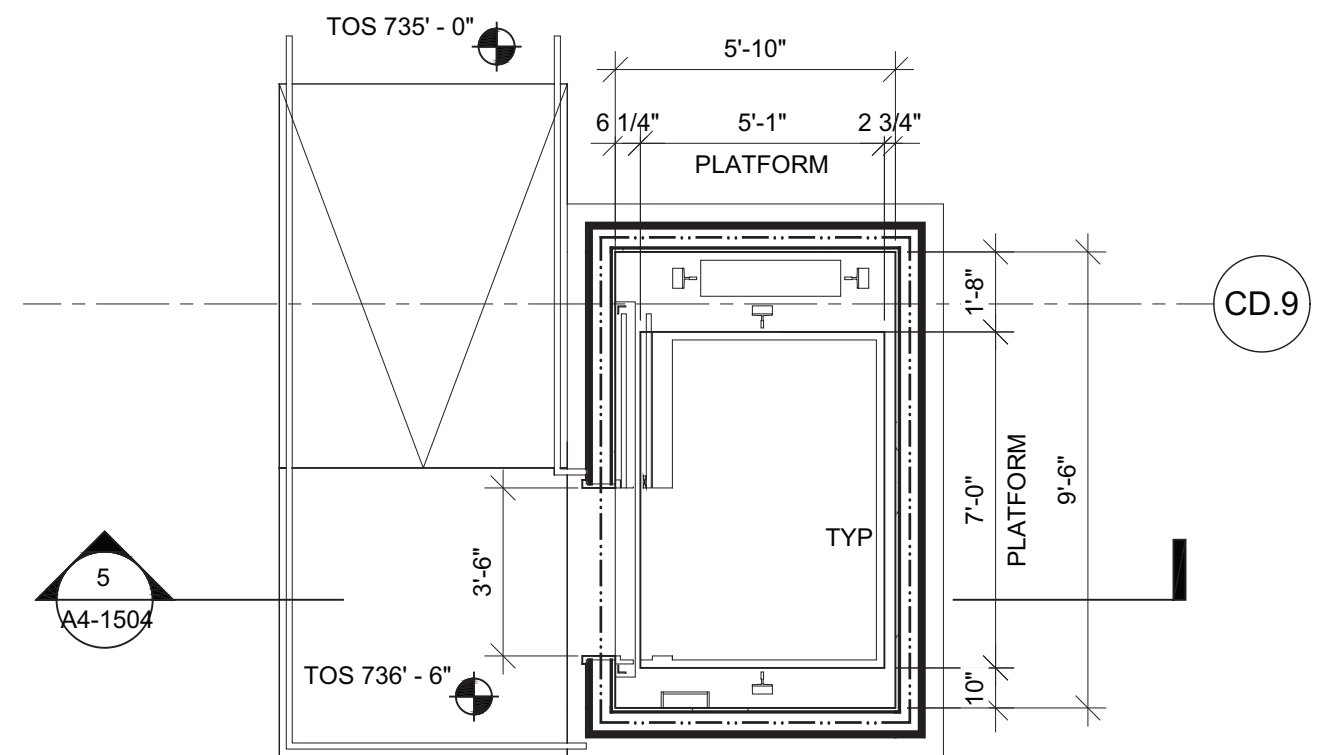
4  
ENLARGED ROOF SERVICE (S06) ELEVATOR  
PLAN - LEVEL 50M  
SCALE: 1/4" = 1'-0"



3  
ENLARGED ROOF SERVICE (S06) ELEVATOR  
PLAN - LEVEL 50  
SCALE: 1/4" = 1'-0"



2  
ENLARGED ROOF SERVICE (S06) ELEVATOR  
PLAN - LEVEL 49  
SCALE: 1/4" = 1'-0"



1  
ENLARGED ROOF SERVICE (S06) ELEVATOR  
PLAN - LEVEL 48  
SCALE: 1/4" = 1'-0"



## HUDSON YARDS - TOWER C

Address  
501 WEST 30TH STREET  
NEW YORK, NY



Client  
Related Companies  
60 Columbus Circle  
New York, NY 10023  
Tel: 212.801.1000 Fax: 212.801.1048

Oxford Properties Group  
320 Park Avenue, 17th Floor  
New York, NY 10022  
Tel: 212.986.7514 Fax: 212.986.7510

Construction Manager  
Tishman Construction Corporation  
100 Park Avenue, 5th Floor  
New York, NY 10017  
Tel: 212.708.5600

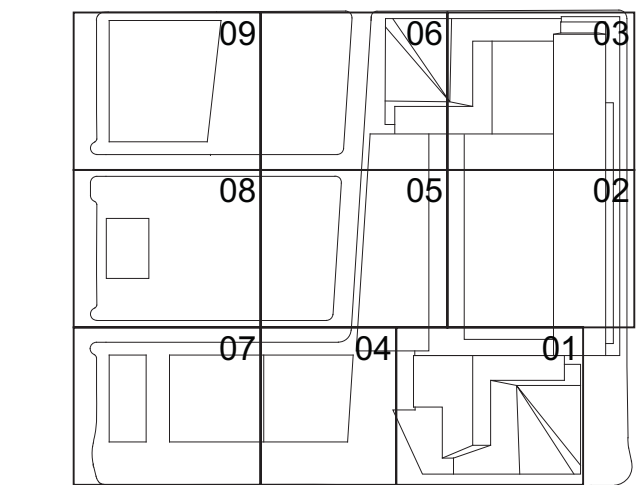
Architect  
Kohn Pedersen Fox Associates PC  
Architects & Planning Consultants  
11 West 42nd Street  
New York, NY 10036  
Tel: 212.977.6500 Fax: 212.956.2526

Structural Engineer  
Thornton Tomasetti, Inc.  
51 Madison Avenue  
New York, NY 10010  
Tel: 917.661.7800 Fax: 917.661.7801

Mechanical, Electrical, Plumbing, Fire Protection  
Jaros Baum & Bolles Consulting Engineers  
80 Pine Street  
New York, NY 10013  
Tel: 212.530.9300 Fax: 212.269.5894

1 D.O.B. BUILDING PERMIT FILING 03/22/2013

File Name



Date:  
03/22/2013  
Project No:  
1776.10  
Drawn By:  
Sheet Number:  
Drawing Title:  
HYE-TC-A4-1504

ROOF SERVICE  
ELEVATOR (S06)  
ENLARGED PLANS  
AND SECTIONS

Drawing Number:  
A4-1504  
#03/20 Drawing Number:  
A-403.00



Stair	Flights	Start Elevation	End Elevation	Rise	No. Risers	Riser Height	Run (WP to WP)	Tread Depth	No. Treads	Tread Width	Tread Type	Tread Finish	Railing Type	Inner	Outer	Stair Finish	Notes	
STAIR A	STA-37	585 0"	588 6"	13' 6"	24	0' 6 3/4"	10' 1"	11"	22	63 1/4"	Mtl. Pan	Conc.	Picket	Stl. Tube	PM			
	STA-37.1	585 0"	588 6"	13' 6"	24	0' 6 3/4"	10' 1"	11"	11	63 1/4"								
	STA-37.2	585 0"	588 6"	13' 6"	24	0' 6 3/4"	10' 1"	11"	11	63 1/4"								
	STA-38	588 6"	612 0"	13' 6"	24	0' 6 3/4"	10' 1"	11"	22	63 1/4"	Mtl. Pan	Conc.	Picket	Stl. Tube	PM			
	STA-38.1	588 6"	605 3"	13' 6"	12	0' 6 3/4"	10' 1"	11"	11	63 1/4"								
	STA-38.2	605 3"	612 0"	13' 6"	12	0' 6 3/4"	10' 1"	11"	11	63 1/4"								
	STA-39	612 0"	625 6"	13' 6"	24	0' 6 3/4"	10' 1"	11"	22	63 1/4"	Mtl. Pan	Conc.	Picket	Stl. Tube	PM			
	STA-39.1	612 0"	618 9"	13' 6"	12	0' 6 3/4"	10' 1"	11"	11	63 1/4"								
	STA-39.2	618 9"	625 6"	13' 6"	12	0' 6 3/4"	10' 1"	11"	11	63 1/4"								
	STA-40	625 6"	639 0"	13' 6"	24	0' 6 3/4"	10' 1"	11"	22	63 1/4"	Mtl. Pan	Conc.	Picket	Stl. Tube	PM			
STA-40.1	625 6"	632 3"	13' 6"	12	0' 6 3/4"	10' 1"	11"	11	63 1/4"									
STA-40.2	632 3"	639 0"	13' 6"	12	0' 6 3/4"	10' 1"	11"	11	63 1/4"									
STAIR B	STA-41	639 0"	652 6"	13' 6"	24	0' 6 3/4"	10' 1"	11"	22	63 1/4"	Mtl. Pan	Conc.	Picket	Stl. Tube	PM			
	STA-41.1	639 0"	645 9"	13' 6"	12	0' 6 3/4"	10' 1"	11"	11	63 1/4"								
	STA-41.2	645 9"	652 6"	13' 6"	12	0' 6 3/4"	10' 1"	11"	11	63 1/4"								
	STA-42	652 6"	666 0"	13' 6"	24	0' 6 3/4"	10' 1"	11"	22	63 1/4"	Mtl. Pan	Conc.	Picket	Stl. Tube	PM			
	STA-42.1	652 6"	659 3"	13' 6"	12	0' 6 3/4"	10' 1"	11"	11	63 1/4"								
	STA-42.2	659 3"	666 0"	13' 6"	12	0' 6 3/4"	10' 1"	11"	11	63 1/4"								
	STA-43	666 0"	679 6"	13' 6"	24	0' 6 3/4"	10' 1"	11"	22	63 1/4"	Mtl. Pan	Conc.	Picket	Stl. Tube	PM			
	STA-43.1	666 0"	672 9"	13' 6"	12	0' 6 3/4"	10' 1"	11"	11	63 1/4"								
	STA-43.2	672 9"	679 6"	13' 6"	12	0' 6 3/4"	10' 1"	11"	11	63 1/4"								
	STA-44	679 6"	693 0"	13' 6"	24	0' 6 3/4"	10' 1"	11"	22	63 1/4"	Mtl. Pan	Conc.	Picket	Stl. Tube	PM			
STA-44.1	679 6"	686 3"	13' 6"	12	0' 6 3/4"	10' 1"	11"	11	63 1/4"									
STA-44.2	686 3"	693 0"	13' 6"	12	0' 6 3/4"	10' 1"	11"	11	63 1/4"									
STAIR C	STA-45	693 0"	706 6"	13' 6"	24	0' 6 3/4"	10' 1"	11"	22	63 1/4"	Mtl. Pan	Conc.	Picket	Stl. Tube	PM			
	STA-45.1	693 0"	699 9"	13' 6"	12	0' 6 3/4"	10' 1"	11"	11	63 1/4"								
	STA-45.2	699 9"	706 6"	13' 6"	12	0' 6 3/4"	10' 1"	11"	11	63 1/4"								
	STA-46	706 6"	720 0"	13' 6"	24	0' 6 3/4"	10' 1"	11"	22	63 1/4"	Mtl. Pan	Conc.	Picket	Stl. Tube	PM			
	STA-46.1	706 6"	713 3"	13' 6"	12	0' 6 3/4"	10' 1"	11"	11	63 1/4"								
	STA-46.2	713 3"	720 0"	13' 6"	12	0' 6 3/4"	10' 1"	11"	11	63 1/4"								
	STA-47	720 0"	735 4"	15' 4"	27	0' 6 209/256"	11' 0"	11"	25	63 1/4"	Mtl. Pan	Conc.	Picket	Stl. Tube	PM			
	STA-47.1	720 0"	727 8"	7' 8"	13	0' 6 209/256"	11' 0"	11"	12	63 1/4"								
	STA-47.2	727 8"	735 4"	7' 8"	14	0' 6 209/256"	11' 0"	11"	13	63 1/4"								
	STA-48	735 4"	756 4"	21' 0"	36	0' 7"	7' 4"	11"	32	63 1/4"	Mtl. Pan	Conc.	Picket	Stl. Tube	PM			
STA-48.1	735 4"	740 7"	5' 3"	9	0' 7"	7' 4"	11"	8	63 1/4"									
STA-48.2	740 7"	745 10"	5' 3"	9	0' 7"	7' 4"	11"	8	63 1/4"									
STA-48.3	745 10"	751 1"	5' 3"	9	0' 7"	7' 4"	11"	8	63 1/4"									
STA-48.4	751 1"	756 4"	5' 3"	9	0' 7"	7' 4"	11"	8	63 1/4"									
STAIR D	STA-49	756 4"	777 0"	20' 8"	36	0' 6 57/64"	13' 9"	11"	33	63 1/4"	Mtl. Pan	Conc.	Picket	Stl. Tube	PM			
	STA-49.1	756 4"	765 6 1/4"	9' 2 1/4"	18	0' 6 57/64"	13' 9"	11"	16	63 1/4"								
	STA-49.2	765 6 1/4"	771 3 5/32"	5' 8 29/32"	10	0' 6 57/64"	8' 3"	11"	9	63 1/4"								
	STA-49.3	771 3 5/32"	777 0"	5' 8 29/32"	10	0' 6 57/64"	8' 3"	11"	9	63 1/4"								
	STB-00	STB-00.1	15' 6"	40' 6"	25' 0"	47	—	—	11"	43	63 1/4"	Mtl. Pan	Conc.	Picket	Stl. Tube	PM		
	STB-00.1	15' 6"	22' 3"	6' 9"	12	0' 6 3/4"	10' 1"	11"	11	63 1/4"								
	STB-00.2	22' 3"	29' 0"	6' 9"	12	0' 6 3/4"	10' 1"	11"	11	63 1/4"								
	STB-00.3	29' 0"	35' 0"	6' 9"	12	0' 6 3/4"	10' 1"	11"	11	63 1/4"								
	STB-00.4	35' 0"	40' 6"	6' 9"	11	0' 6"	9' 2"	11"	10	63 1/4"								
	STB-01	STB-01.1	40' 6"	66' 6"	25' 6"	46	—	—	11"	40	63 1/4"	Mtl. Pan	Conc.	Picket	Stl. Tube	PM		
STB-01.1	40' 6"	45' 6"	5' 0"	9	0' 6 171/256"	7' 4"	11"	8	63 1/4"									
STB-01.2	45' 6"	50' 6"	5' 0"	9	0' 6 171/256"	7' 4"	11"	8	63 1/4"									
STB-01.3	50' 6"	55' 0"	5' 0"	9	0' 6 171/256"	7' 4"	11"	8	63 1/4"									
STB-01.4	55' 0"	60' 6"	5' 0"	9	0' 6 171/256"	7' 4"	11"	8	63 1/4"									
STB-01.5	60' 6"	65' 0"	4' 6"	8	0' 6 3/4"	6' 9"	11"	7	63 1/4"									
STB-01.6	65' 0"	66' 0"	1' 0"	2	0' 6"	0' 11"	11"	1	63 1/4"									
STAIR E	STB-02	STB-02.1	65' 0"	78' 6"	13' 6"	24	0' 6 3/4"	10' 1"	21	63 1/4"	Mtl. Pan	Conc.	Picket	Stl. Tube	PM			
	STB-02.1	65' 0"	69' 6"	4' 6"	8	0' 6 3/4"	6' 9"	11"	7	63 1/4"								
	STB-02.2	69' 6"	74' 0"	4' 6"	8	0' 6 3/4"	6' 9"	11"	7	63 1/4"								
	STB-02.3	74' 0"	78' 6"	4' 6"	8	0' 6 3/4"	6' 9"	11"	7	63 1/4"								
	STB-03	STB-03.1	78' 6"	98' 10"	20' 4"	36	0' 6 199/256"	7' 4"	32	63 1/4"	Mtl. Pan	Conc.	Picket	Stl. Tube	PM			
	STB-03.1	78' 6"	83' 7"	5' 1"	9	0' 6 199/256"	7' 4"	11"	8	63 1/4"								
	STB-03.2	83' 7"	88' 8"	5' 1"	9	0' 6 199/256"	7' 4"	11"	8	63 1/4"								
	STB-03.3	88' 8"	93' 9"	5' 1"	9	0' 6 199/256"	7' 4"	11"	8	63 1/4"								
	STB-03.4	93' 9"	98' 10"	5' 1"	9	0' 6 199/256"	7' 4"	11"	8	63 1/4"								
	STB-04	STB-04.1	98' 10"	118' 10"	20' 0"	36	0' 6 171/256"	7' 4"	32	63 1/4"	Mtl. Pan	Conc.	Picket	Stl. Tube	PM			
STB-04.1	98' 10"	103' 10"	5' 0"	9	0' 6 171/256"	7' 4"	11"	8	63 1/4"									
STB-04.2	103' 10"	108' 10"	5' 0"	9	0' 6 171/256"	7' 4"	11"	8	63 1/4"									
STB-04.3	108' 10"	113' 10"	5' 0"	9	0' 6 171/256"	7' 4"	11"	8	63 1/4"									
STB-04.4	113' 10"	118' 10"	5' 0"	9	0' 6 171/256"	7' 4"	11"	8	63 1/4"									
STAIR F	STB-05	STB-05.1	118' 10"	149' 8"	30' 10"	54	0' 6 109/128"	7' 4"	48	63 1/4"	Mtl. Pan	Conc.	Picket	Stl. Tube	PM			
	STB-05.1	118' 10"	123' 11 171/256"	5' 1 171/256"	9	0' 6 109/128"	7' 4"	11"	8	63 1/4"								
	STB-05.2	123' 11 171/256"	129' 1 43/128"	5' 1 171/256"	9	0' 6 109/128"	7' 4"	11"	8	63 1/4"								
	STB-05.3	129' 1 43/128"	134' 3 1/256"	5' 1 171/256"	9	0' 6 109/128"	7' 4"	11"	8	63 1/4"								
	STB-05.4	134' 3 1/256"	139' 4 436/4"	5' 1 171/256"	9	0' 6 109/128"	7' 4"	11"	8	63 1/4"								
	STB-05.5	139' 4 436/4"	144' 6 87/256"	5' 1 171/256"	9	0' 6 109/128"	7' 4"	11"	8	63 1/4"								
	STB-05.6	144' 6 87/256"	149' 8"	5' 1 171/256"	9	0' 6 109/128"	7' 4"	11"	8	63 1/4"								
	STB-06	STB-06.1	149' 8"	167' 8"	18' 0"	34	—	7' 4"	30	63 1/4"	Mtl. Pan	Conc.	Picket	Stl. Tube	PM			
	STB-06.1	149' 8"	154' 2"	4' 6"	8	0' 6 3/4"	7' 4"	11"	8	63 1/4"								
	STB-06.2	154' 2"	158' 8"	4' 6"	9	0' 6 3/4"	7' 4"	11"	8	63 1/4"								



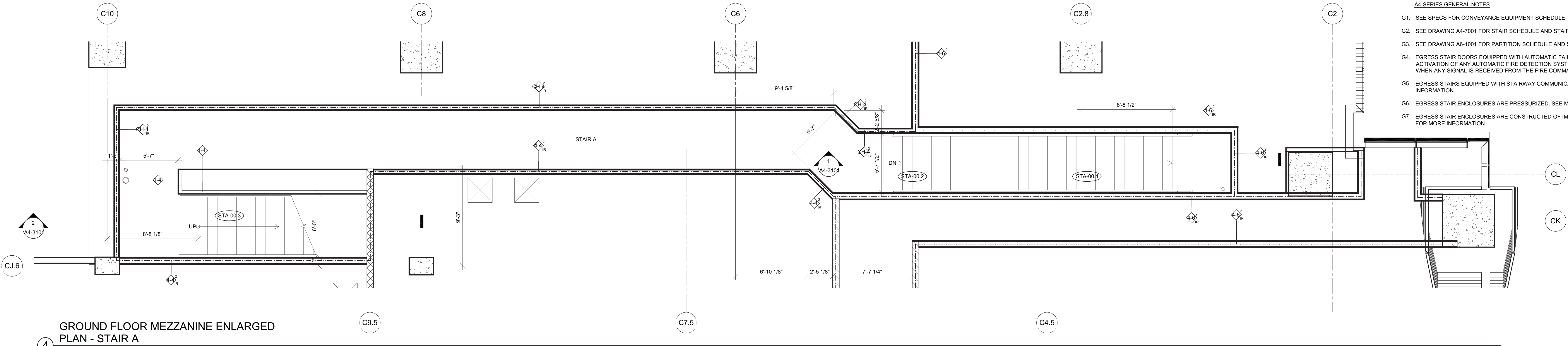
Filename: P:\Projects\1776\_VestSite\Drawings\CAD\Sheet\Code\_Permi\_Serv\Series\HYE-TC-A4-5002.dwg Plotted by: Matt Gregory Plot Time: 3/21/2013 4:47 PM

Stair	Flights	Start Elevation	End Elevation	Rise	No. Risers	Riser Height	Run (WP to WP)	Tread Depth	No. Treads	Tread Width	Tread Type	Tread Finish	Railing Type Inner	Railing Type Outer	Stair Finish	Notes
STAIR K	STK-05	118' 6"	130' 6"	12' 0"	24	0' 6"	—	11"	22	36"	Mtl. Grate	PM	Stl. Tube	Stl. Tube	PM	2 THUS. SEE SHEET HYE-TC-A1-0501.
	STK-05.1 STK-05.2	118' 6" 124' 6"	124' 6" 130' 6"	6' 0" 6' 0"	12 12	0' 6" 0' 6"	10' 1" 10' 1"	11" 11"	11 11	36" 36"						
STAIR L	STL-05	118' 6"	134' 6"	16' 0"	28	0' 6 219/256"	—	11"	26	36"	Mtl. Grate	PM	Stl. Tube	Stl. Tube	PM	
	STL-05.1 STL-05.2	118' 6" 125' 4 17/64"	125' 4 17/64" 134' 6"	6' 10 17/64" 9' 1 11/16"	12 16	0' 6 219/256" 0' 6 219/256"	10' 1" 13' 9"	11" 11"	11 15	36" 36"						
STAIR M	STM-50	777' 0"	869' 2 3/4"	92' 2 3/4"	165	—	—	11"	148	36"	Mtl. Grate	PM-Galv.	Stl. Tube	Stl. Tube	PM-Galv.	
	STM-50.1	777' 0"	783' 10 1/4"	6' 10 1/4"	12	0' 6 219/256"	10' 1"	11"	11	36"						
	STM-50.2	783' 10 1/4"	789' 0"	5' 1 3/4"	10	0' 6 558/4"	7' 4"	11"	8	36"						
	STM-50.3	789' 0"	794' 4 3/8"	5' 4 3/8"	10	0' 6 716"	8' 3"	11"	9	36"						
	STM-50.4	794' 4 3/8"	799' 8 3/4"	5' 4 3/8"	10	0' 6 716"	8' 3"	11"	9	36"						
	STM-50.5	799' 8 3/4"	805' 1 1/8"	5' 4 3/8"	10	0' 6 716"	8' 3"	11"	9	36"						
	STM-50.6	805' 1 1/8"	810' 5 1/2"	5' 4 3/8"	10	0' 6 716"	8' 3"	11"	9	36"						
	STM-50.7	810' 5 1/2"	815' 9 7/8"	5' 4 3/8"	10	0' 6 716"	8' 3"	11"	9	36"						
	STM-50.8	815' 9 7/8"	821' 2"	5' 4 3/8"	10	0' 6 716"	8' 3"	11"	9	36"						
	STM-50.9	821' 2"	826' 11"	5' 9"	10	0' 6 115/128"	8' 3"	11"	9	36"						
	STM-50.10	826' 11"	832' 8"	5' 9"	10	0' 6 115/128"	8' 3"	11"	9	36"						
	STM-50.11	832' 8"	838' 5"	5' 9"	10	0' 6 115/128"	8' 3"	11"	9	36"						
	STM-50.12	838' 5"	844' 2"	5' 9"	10	0' 6 115/128"	8' 3"	11"	9	36"						
	STM-50.13	844' 2"	849' 11"	5' 9"	10	0' 6 115/128"	8' 3"	11"	9	36"						
	STM-50.14	849' 11"	855' 8"	5' 9"	10	0' 6 115/128"	8' 3"	11"	9	36"						
	STM-50.15	855' 8"	861' 5"	5' 9"	10	0' 6 115/128"	8' 3"	11"	9	36"						
	STM-50.16	861' 5"	867' 2"	5' 9"	10	0' 6 115/128"	8' 3"	11"	9	36"						
	STM-50.17	867' 2"	869' 2 3/4"	2' 0 3/4"	4	0' 6 316"	2' 9"	11"	3	36"						
STAIR N	STN-C1	-3' 0"	1' 0"	4' 0"	8	0' 6"	6' 5"	11"	7	30"	Mtl. Grate	PM	Stl. Tube	Stl. Tube	PM	
STAIR P	STP-C1	-3' 0"	1' 0"	4' 0"	8	0' 6"	—	11"	6	36"	Mtl. Grate	PM	Stl. Tube	Stl. Tube	PM	
	STP-C1.1 STP-C1.2	-3' 0" -1' 0"	1' 0" 2' 0"	2' 0" 1' 0"	4 4	0' 6" 0' 6"	2' 9" 2' 9"	11" 11"	3 3	36" 36"						
STAIR Q	STQ-C1	-3' 0"	1' 0"	4' 0"	8	0' 6"	6' 5"	11"	7	30"	Mtl. Grate	PM	Stl. Tube	Stl. Tube	PM	
STAIR R	STR-C1	-12' 1"	1' 0"	12' 11"	23	0' 6 189/256"	—	11"	21	36"	Mtl. Grate	PM	Stl. Tube	Stl. Tube	PM	
	STR-C1.1 STR-C1.2	-12' 1" -3' 7 141/256"	1' 0" 3' 4 55/128"	9' 6 189/256" 3' 4 55/128"	17 6	0' 6 189/256" 0' 6 189/256"	14' 8" 4' 7"	11" 11"	16 5	36" 36"						
STAIR S	STS-00	12' 0"	16' 0"	4' 0"	7	0' 6 219/256"	5' 6"	11"	6	48"	Mtl. Grate	PM	Stl. Tube	Stl. Tube	PM	
STAIR T	STT-00	12' 0"	16' 0"	4' 0"	7	0' 6 219/256"	5' 6"	11"	6	48"	Mtl. Grate	PM	Stl. Tube	Stl. Tube	PM	
STAIR U	STU-00	See Dwgs	See Dwgs	See Dwgs	See Dwgs	See Dwgs	See Dwgs	See Dwgs	See Dwgs	See Dwgs	See Dwgs	See Dwgs	See Dwgs	See Dwgs	See Dwgs	See A4 and A5 Series drawings for dimensions, materials, and finishes.
STAIR V	STV-04	103' 6"	106' 0"	2' 6"	5	0' 6"	3' 8"	11"	4	59"	Mtl. Grate	PM	Stl. Tube	Stl. Tube	PM	
STAIR W	STW-04	101' 7"	106' 0"	4' 5"	8	0' 6 558"	6' 5"	11"	7	69"	Mtl. Grate	PM-Galv.	Stl. Tube	Stl. Tube	PM-Galv.	
STAIR X	STX-05	118' 6"	123' 6"	5' 0"	9	0' 6 171/256"	7' 4"	11"	8	54"	Mtl. Grate	PM	Stl. Tube	Stl. Tube	PM	
STAIR Y	STY-05M	131' 6"	134' 6"	3' 0"	6	0' 6"	4' 7"	11"	5	36"	Mtl. Grate	PM	Stl. Tube	Stl. Tube	PM	
STAIR Z	See Dwgs	See Dwgs	See Dwgs	See Dwgs	See Dwgs	See Dwgs	See Dwgs	See Dwgs	See Dwgs	See Dwgs	See Dwgs	See Dwgs	See Dwgs	See Dwgs	See Dwgs	See A4 and A6 Series drawings for dimensions, materials, and finishes.
STAIR ZZ	STZZ-48	733' 6"	735' 0"	1' 6"	3	0' 6"	1' 10"	11"	2	36"	Mtl. Grate	PM-Galv.	Stl. Tube	Stl. Tube	PM-Galv.	2 THUS. SEE SHEET HYE-TC-A1-4801.
STAIR YY	STYY-48	733' 6"	735' 0"	1' 6"	3	0' 6"	1' 10"	11"	2	36"	Mtl. Grate	PM-Galv.	Stl. Tube	Stl. Tube	PM-Galv.	
STAIR XX	STXX-00	13' 2"	15' 2"	2' 0"	4	0' 6"	2' 9"	11"	3	36"	Mtl. Pan	Conc.	Stl. Tube	Stl. Tube	PM	
STAIR WW	STWW-C1	9' 11"	9' 11"	—	19	—	—	11"	17	36"	Mtl. Pan	Conc.	Stl. Tube	Stl. Tube	PM	
	STWW-C1.1 STWW-C1.2	-9' 1" -4' 4 3/4"	4' 4 3/4" 1' 0"	5' 3 3/4" 4' 9 1/4"	10 9	0' 6 380" 0' 6 236/4"	8' 3" 7' 4"	11" 11"	9 8	36" 36"						
STAIR UU	STUU-05	118' 6"	134' 6"	16' 0"	28	0' 6 219/256"	—	11"	26	36"	Mtl. Grate	PM	Stl. Tube	Stl. Tube	PM	
	STUU-05.1 STUU-05.2	118' 6" 127' 0 213/256"	127' 0 213/256" 134' 6"	9' 6 213/256" 7' 5 31/256"	15 13	0' 6 219/256" 0' 6 219/256"	12' 10" 11' 0"	11" 11"	14 12	36" 36"						
STAIR TT	STTT-49	756' 4"	766' 3"	9' 11"	18	0' 6 396/4"	—	11"	16	36"	Mtl. Pan	Conc.	Picket/Stl. Tube	Stl. Tube	PM	
	STTT-49.1 STTT-49.2	756' 4" 761' 3 31/64"	761' 3 31/64" 766' 3"	4' 11 31/64" 4' 11 31/64"	9 9	0' 6 396/4" 0' 6 396/4"	7' 4" 7' 4"	11" 11"	8 8	36" 36"						
STAIR SS	STSS-00	16' 4"	29' 6"	13' 2"	23	0' 6 223/256"	—	11"	21	36"	Mtl. Pan	Conc.	Stl. Tube	Stl. Tube	PM	
	STSS-00.1 STSS-00.2	16' 4" 23' 2 29/64"	23' 2 29/64" 29' 6"	6' 10 29/64" 6' 3 149/256"	12 11	0' 6 223/256" 0' 6 223/256"	10' 1" 9' 2"	11" 11"	11 10	36" 36"						

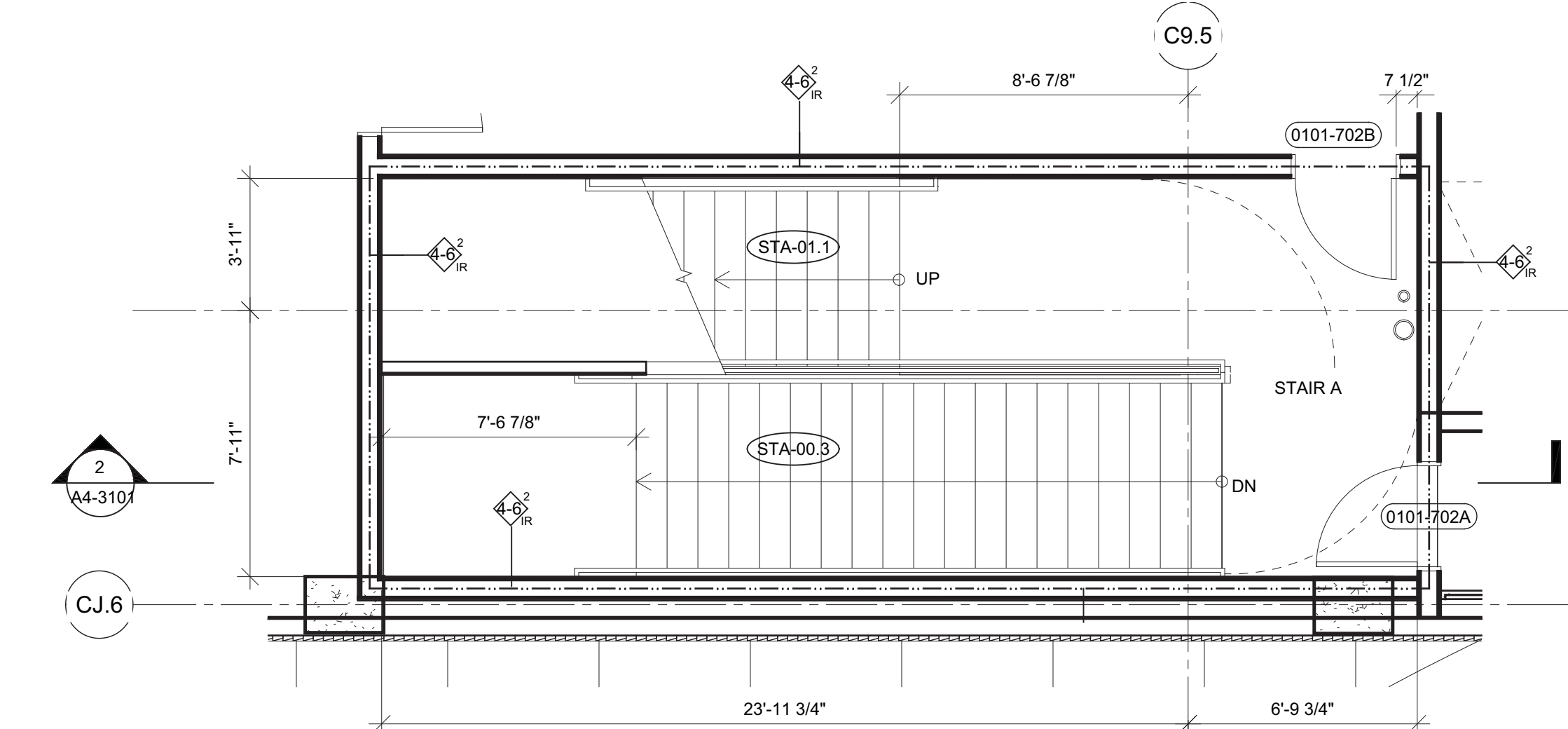
	Stair	Flights	Start Elevation	End Elevation	Rise	No. Risers	Riser Height	Run (WP to WP)	Tread Depth	No. Treads	Tread Width	Tread Type	Tread Finish	Railing Type	Inner	Outer	Stair Finish	Notes
STAIR B	STB-23	STB-23.1 STB-23.2	382' 6"	396' 0"	13' 6"	24	0' 6 3/4"	—	11"	22	63 1/4"	Mtl. Pan	Conc.	Picket	Stl. Tube	PM		
			382' 6"	389' 3"	6' 9"	12	0' 6 3/4"	10' 1"	11"	11	63 1/4"							
			389' 3"	396' 0"	6' 9"	12	0' 6 3/4"	10' 1"	11"	11	63 1/4"							
		STB-24	STB-24.1 STB-24.2	396' 0"	409' 6"	13' 6"	24	0' 6 3/4"	—	11"	22	63 1/4"	Mtl. Pan	Conc.	Picket	Stl. Tube	PM	
				396' 0"	402' 9"	6' 9"	12	0' 6 3/4"	10' 1"	11"	11	63 1/4"						
				402' 9"	409' 6"	6' 9"	12	0' 6 3/4"	10' 1"	11"	11	63 1/4"						
		STB-25	STB-25.1 STB-25.2 STB-25.3	409' 6"	423' 0"	13' 6"	24	0' 6 3/4"	0' 11"	11"	21	63 1/4"	Mtl. Pan	Conc.	Picket	Stl. Tube	PM	
				409' 6"	410' 7 1/2"	1' 1 1/2"	11	0' 6 3/4"	9' 2"	11"	10	63 1/4"						
				410' 7 1/2"	416' 9 3/4"	6' 2 1/4"	11	0' 6 3/4"	9' 2"	11"	10	63 1/4"						
		STB-26	STB-26.1 STB-26.2	423' 0"	436' 6"	13' 6"	24	0' 6 3/4"	—	11"	11	63 1/4"	Mtl. Pan	Conc.	Picket	Stl. Tube	PM	
				423' 0"	429' 9"	6' 9"	12	0' 6 3/4"	10' 1"	11"	11	63 1/4"						
				429' 9"	436' 6"	6' 9"	12	0' 6 3/4"	10' 1"	11"	11	63 1/4"						
		STB-27	STB-27.1 STB-27.2	436' 6"	450' 0"	13' 6"	24	0' 6 3/4"	—	11"	22	63 1/4"	Mtl. Pan	Conc.	Picket	Stl. Tube	PM	
				436' 6"	443' 3"	6' 9"	12	0' 6 3/4"	10' 1"	11"	11	63 1/4"						
				443' 3"	450' 0"	6' 9"	12	0' 6 3/4"	10' 1"	11"	11	63 1/4"						
		STB-28	STB-28.1 STB-28.2	450' 0"	463' 6"	13' 6"	24	0' 6 3/4"	—	11"	22	63 1/4"	Mtl. Pan	Conc.	Picket	Stl. Tube	PM	
				450' 0"	456' 9"	6' 9"	12	0' 6 3/4"	10' 1"	11"	11	63 1/4"						
				456' 9"	463' 6"	6' 9"	12	0' 6 3/4"	10' 1"	11"	11	63 1/4"						
		STB-29	STB-29.1 STB-29.2	463' 6"	477' 0"	13' 6"	24	0' 6 3/4"	—	11"	22	63 1/4"	Mtl. Pan	Conc.	Picket	Stl. Tube	PM	
				463' 6"	469' 3"	6' 9"	12	0' 6 3/4"	10' 1"	11"	11	63 1/4"						
				470' 3"	477' 0"	6' 9"	12	0' 6 3/4"	10' 1"	11"	11	63 1/4"						
		STB-30	STB-30.1 STB-30.2	477' 0"	490' 6"	13' 6"	24	0' 6 3/4"	—	11"	22	63 1/4"	Mtl. Pan	Conc.	Picket	Stl. Tube	PM	
				477' 0"	483' 9"	6' 9"	12	0' 6 3/4"	10' 1"	11"	11	63 1/4"						
				483' 9"	490' 6"	6' 9"	12	0' 6 3/4"	10' 1"	11"	11	63 1/4"						
		STB-31	STB-31.1 STB-31.2	490' 6"	504' 0"	13' 6"	24	0' 6 3/4"	—	11"	22	63 1/4"	Mtl. Pan	Conc.	Picket	Stl. Tube	PM	
				490' 6"	497' 3"	6' 9"	12	0' 6 3/4"	10' 1"	11"	11	63 1/4"						
				497' 3"	504' 0"	6' 9"	12	0' 6 3/4"	10' 1"	11"	11	63 1/4"						
		STB-32	STB-32.1 STB-32.2	504' 0"	517' 6"	13' 6"	24	0' 6 3/4"	—	11"	22	63 1/4"	Mtl. Pan	Conc.	Picket	Stl. Tube	PM	
				504' 0"	510' 9"	6' 9"	12	0' 6 3/4"	10' 1"	11"	11	63 1/4"						
				510' 9"	517' 6"	6' 9"	12	0' 6 3/4"	10' 1"	11"	11	63 1/4"						
		STB-33	STB-33.1 STB-33.2	517' 6"	532' 10"	15' 4"	27	0' 6 209/256"	—	11"	25	63 1/4"	Mtl. Pan	Conc.	Picket	Stl. Tube	PM	
				517' 6"	524' 10 157/256"	7' 4 157/256"	13	0' 6 209/256"	11' 0"	11"	12	63 1/4"						
				524' 10 157/256"	532' 10"	7' 11 55/128"	14	0' 6 209/256"	11' 11"	11"	13	63 1/4"						
		STB-34	STB-34.1 STB-34.2	532' 10"	544' 6"	11' 8"	20	0' 7"	—	11"	18	63 1/4"	Mtl. Pan	Conc.	Picket	Stl. Tube	PM	
				532' 10"	538' 1"	5' 3"	8	63 1/4"	7' 4"	11"	9	63 1/4"						
				538' 1"	544' 6"	5' 3"	11	0' 7"	9' 2"	11"	10	63 1/4"						
		STB-34M	STB-34M.1 STB-34M.2	544' 6"	558' 0"	13' 6"	24	0' 6 3/4"	—	11"	22	63 1/4"	Mtl. Pan	Conc.	Picket	Stl. Tube	PM	
				544' 6"	551' 3"	6' 9"	12	0' 6 3/4"	10' 1"	11"	11	63 1/4"						
				551' 3"	558' 0"	6' 9"	12	0' 6 3/4"	10' 1"	11"	11	63 1/4"						
		STB-35	STB-35.1 STB-35.2	558' 0"	571' 6"	13' 6"	24	0' 6 3/4"	—	11"	22	63 1/4"	Mtl. Pan	Conc.	Picket	Stl. Tube	PM	
				558' 0"	564' 9"	6' 9"	12	0' 6 3/4"	10' 1"	11"	11	63 1/4"						
				564' 9"	571' 6"	6' 9"	12	0' 6 3/4"	10' 1"	11"	11	63 1/4"						
		STB-36	STB-36.1 STB-36.2	571' 6"	585' 0"	13' 6"	24	0' 6 3/4"	—	11"	22	63 1/4"	Mtl. Pan	Conc.	Picket	Stl. Tube	PM	
				571' 6"	578' 3"	6' 9"	12	0' 6 3/4"	10' 1"	11"	11	63 1/4"						
				578' 3"	585' 0"	6' 9"	12	0' 6 3/4"	10' 1"	11"	11	63 1/4"						
		STB-37	STB-37.1 STB-37.2	585' 0"	598' 6"	13' 6"	24	0' 6 3/4"	—	11"	22	63 1/4"	Mtl. Pan	Conc.	Picket	Stl. Tube	PM	
				585' 0"	591' 9"	6' 9"	12	0' 6 3/4"	10' 1"	11"	11	63 1/4"						
				591' 9"	598' 6"	6' 9"	12	0' 6 3/4"	10' 1"	11"	11	63 1/4"						
STB-38	STB-38.1 STB-38.2	598' 6"	612' 0"	13' 6"	24	0' 6 3/4"	—	11"	22	63 1/4"	Mtl. Pan	Conc.	Picket	Stl. Tube	PM			
		598' 6"	605' 3"	6' 9"	12	0' 6 3/4"	10' 1"	11"	11	63 1/4"								
		605' 3"	612' 0"	6' 9"	12	0' 6 3/4"	10' 1"	11"	11	63 1/4"								
STB-39	STB-39.1 STB-39.2	612' 0"	625' 6"	13' 6"	24	0' 6 3/4"	—	11"	22	63 1/4"	Mtl. Pan	Conc.	Picket	Stl. Tube	PM			
		612' 0"	618' 9"	6' 9"	12	0' 6 3/4"	10' 1"	11"	11	63 1/4"								
		618' 9"	625' 6"	6' 9"	12	0' 6 3/4"	10' 1"	11"	11	63 1/4"								
STB-40	STB-40.1 STB-40.2	625' 6"	639' 0"	13' 6"	24	0' 6 3/4"	—	11"	22	63 1/4"	Mtl. Pan	Conc.	Picket	Stl. Tube	PM			
		625' 6"	632' 3"	6' 9"	12	0' 6 3/4"	10' 1"	11"	11	63 1/4"								
		632' 3"	639' 0"	6' 9"	12	0' 6 3/4"	10' 1"	11"	11	63 1/4"								
STB-41	STB-41.1 STB-41.2	639' 0"	652' 6"	13' 6"	24	0' 6 3/4"	—	11"	22	63 1/4"	Mtl. Pan	Conc.	Picket	Stl. Tube	PM			
		639' 0"	645' 9"	6' 9"	12	0' 6 3/4"	10' 1"	11"	11	63 1/4"								
		645' 9"	652' 6"	6' 9"	12	0' 6 3/4"	10' 1"	11"	11	63 1/4"								
STB-42	STB-42.1 STB-42.2	652' 6"	666' 0"	13' 6"	24	0' 6 3/4"	—	11"	22	63 1/4"	Mtl. Pan	Conc.	Picket	Stl. Tube	PM			
		652' 6"	659' 3"	6' 9"	12	0' 6 3/4"	10' 1"	11"	11	63 1/4"								
		659' 3"	666' 0"	6' 9"	12	0' 6 3/4"	10' 1"	11"	11	63 1/4"								
STB-43	STB-43.1 STB-43.2	666' 0"	679' 6"	13' 6"	24	0' 6 3/4"	—	11"	22	63 1/4"	Mtl. Pan	Conc.	Picket	Stl. Tube	PM			
		666' 0"	672' 9"	6' 9"	12	0' 6 3/4"	10' 1"	11"	11	63 1/4"								
		672' 9"	679' 6"	6' 9"	12	0' 6 3/4"	10' 1"	11"	11	63 1/4"								
STB-44	STB-44.1 STB-44.2	679' 6"	693' 0"	13' 6"	24	0' 6 3/4"	—	11"	22	63 1/4"	Mtl. Pan	Conc.	Picket	Stl. Tube	PM			
		679' 6"	686' 3"	6' 9"	12	0' 6 3/4"	10' 1"	11"	11	63 1/4"								
		686' 3"	693' 0"	6' 9"	12	0' 6 3/4"	10' 1"	11"	11	63 1/4"								
STB-45	STB-45.1 STB-45.2	693' 0"	706' 6"	13' 6"	24	0' 6 3/4"	—	11"	22	63 1/4"	Mtl. Pan	Conc.	Picket	Stl. Tube	PM			
		693' 0"	699' 9"	6' 9"	12	0' 6 3/4"	10' 1"	11"	11	63 1/4"								
		699' 9"	706' 6"	6' 9"	12	0' 6 3/4"	10' 1"	11"	11	63 1/4"								
STB-46	STB-46.1 STB-46.2	706' 6"	720' 0"	13' 6"	24	0' 6 3/4"	—	11"	22	63 1/4"	Mtl. Pan	Conc.	Picket	Stl. Tube	PM			
		706' 6"	713' 3"	6' 9"	12	0' 6 3/4"	10' 1"	11"	11	63 1/4"								
		713' 3"	720' 0"	6' 9"	12	0' 6 3/4"	10' 1"	11"	11	63 1/4"								
STB-47	STB-47.1 STB-47.2	720' 0"	735' 4"	15' 4"	27	0' 6 209/256"	—	11"	25	63 1/4"	Mtl. Pan	Conc.	Picket	Stl. Tube	PM			
		720' 0"	726' 9 51/64"	6' 9 51/64"	12	0' 6 209/256"	10' 1"	11"	11	63 1/4"								
		726' 9 51/64"	735' 4"	6' 9 63/256"	15	0' 6 209/256"	12' 10"	11"	16	63 1/4"								
STB-48	STB-48.1 STB-48.2 STB-48.3 STB-48.4	735' 4"	756' 4"	21' 0"	40	0' 6 77/256"	—	11"	36	63 1/4"	Mtl. Pan	Conc.	Picket	Stl. Tube	PM			
		735' 4"	740' 7"	5' 3"	10	0' 6 77/256"	8' 3"	11"	9	63 1/4"								
		740' 7"	745' 10"	5' 3"	10	0' 6 77/256"	8' 3"	11"	9	63 1/4"								
		745' 10"	751' 1"	5' 3"	10	0' 6 77/256"	8' 3"	11"	9	63 1/4"								
		751' 1"	756' 4"	5' 3"	10	0' 6 77/256"	8' 3"	11"	9	63 1/4"								
STAIR C	STC-C1 STC-C1.1 STC-C1.2	1' 0"	16' 4"	15' 4"	27	0' 6 209/256"	—	11"	25	41 1/4"	Mtl. Pan	Conc.	Picket	Stl. Tube	PM			
		1' 0"	8' 4 157/256"	7' 4 157/256"	13	0' 6 209/256"	11' 0"	11"	12	41 1/4"								
		8' 4 157/256"	16' 4"	7' 11 55/128"	14	0' 6 209/256"	11' 11"	11"	13	41 1/4"								
STAIR D	STD-00 STD-00.1 STD-00.2 STD-00.3 STD-00.4	16' 4"	24' 4 1/4"	24' 2"	43	—	—	11"	39	41 1/4"	Mtl. Pan	Conc.	Stl. Tube	Stl. Tube	PM			
		16' 4"	26' 4"	2' 2 3/4"	14	0' 6 169/256"	11' 11"	11"	13	41 1/4"								
		26' 4"	30' 8"	4' 4"	8	0' 6 111/16"	2' 9"	11"	3	41 1/4"								
		30' 8"	40' 6"	9' 10"	17	0' 6 241/256"	6' 5"	11"	7	41 1/4"								
STAIR E	STE-C1 STE-C1.1 STE-C1.2 STE-00 STE-00.1 STE-00.2 STE-00.3 STE-00.4 STE-00.5 STE-00.6	1' 0"	12' 6"	11' 0"	19	0' 6 243/256"	—	11"	17	43 1/4"	Mtl. Pan	Conc.	Stl. Tube	Stl. Tube	PM			
		1' 0"	6' 9 63/128"	5' 9 63/128"	9	0' 6 243/256"	8' 3"	11"	9	43 1/4"								
		6' 9 63/128"	12' 6"	5' 2 139/256"	9	0' 6 243/256"	7' 4"	11"	8	43 1/4"								
		12' 6"	40' 6"	28' 0"	49	—	—	11"	43	43 1/4"	Mtl. Pan	Conc.	Picket	Stl. Tube				



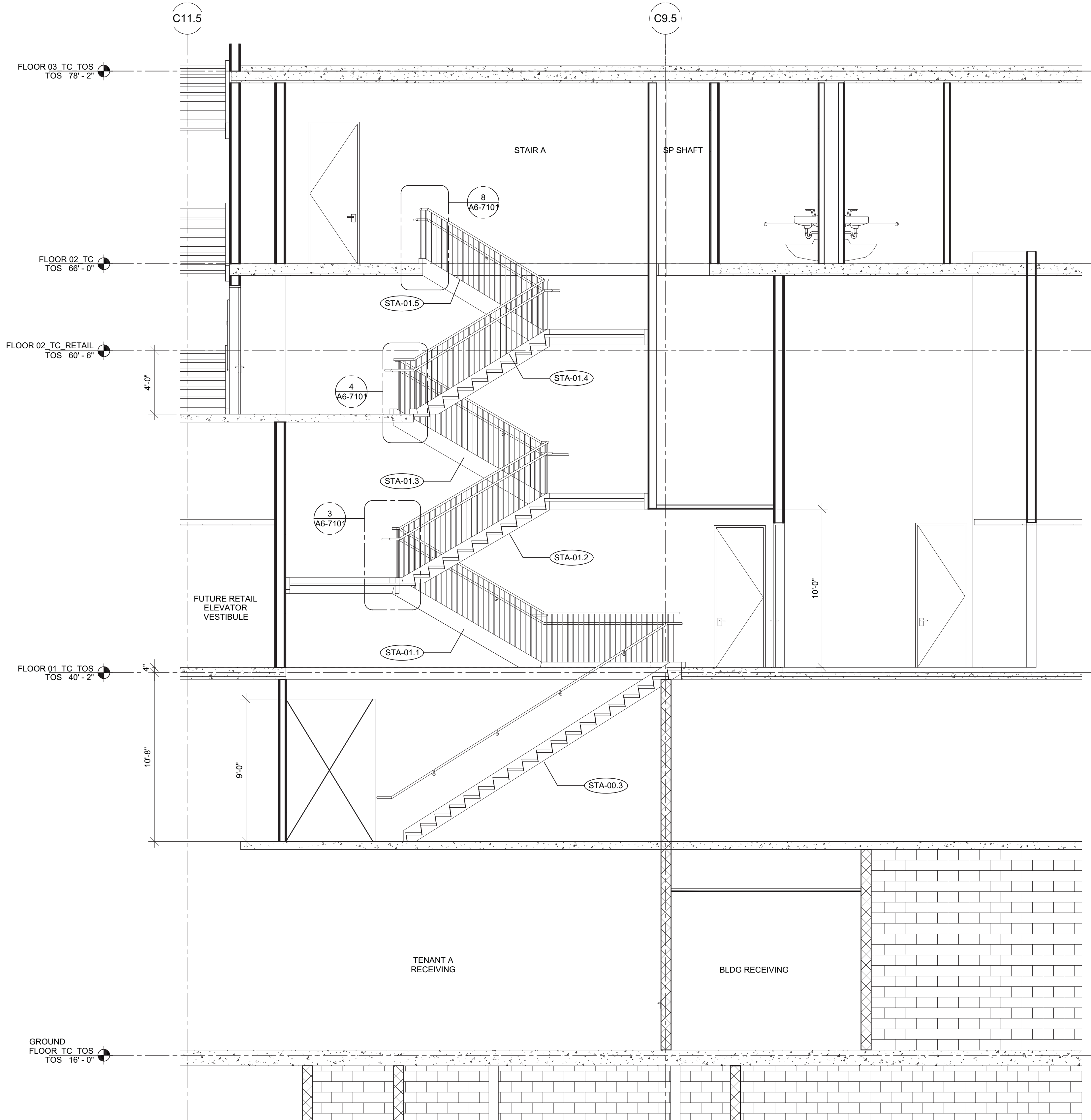
P:\Projects\1776\_WestSideYardsDrawings\CAD\Sheet\Title\Permit\_Serial\Serial\HETE-A4-3101.dwg Plotted by: Matt Gregory Plot Time: 5/22/2013 7:17 PM



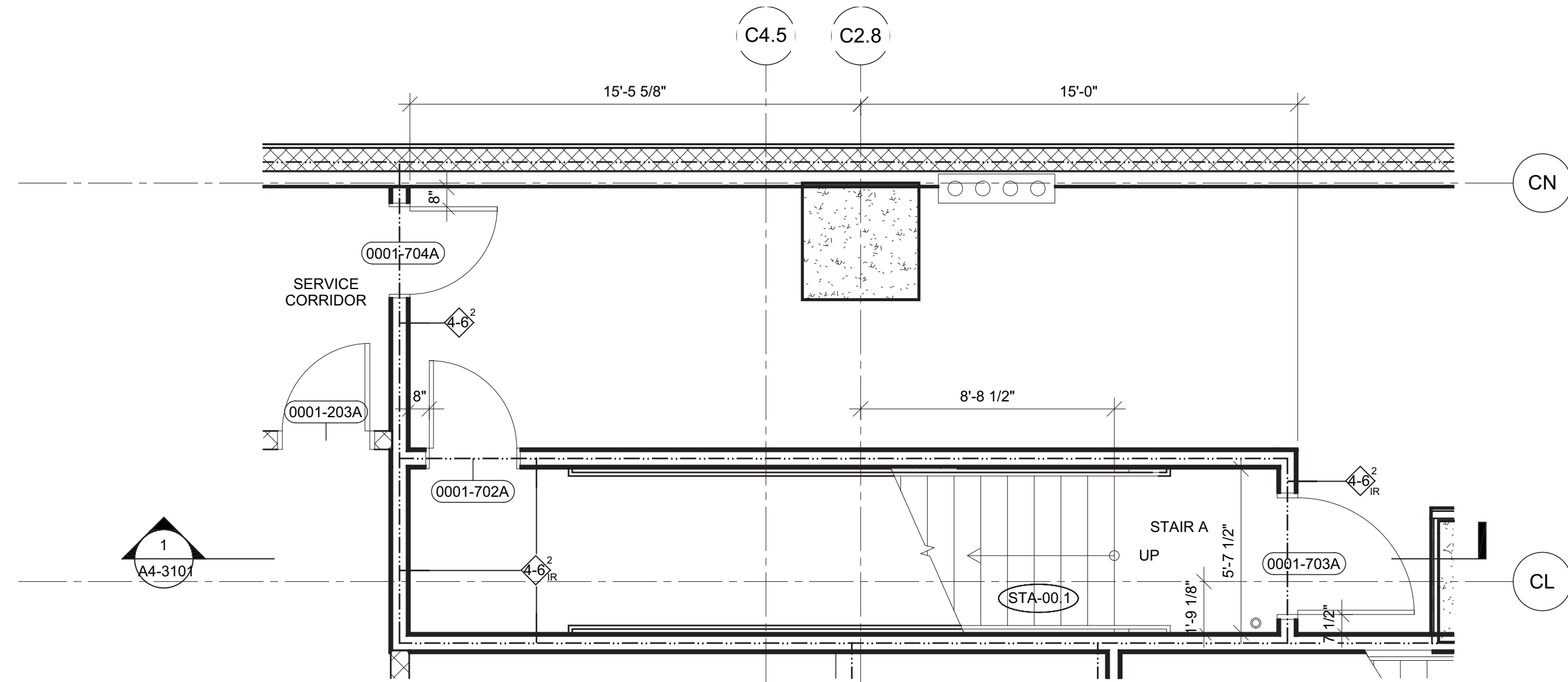
4 GROUND FLOOR MEZZANINE ENLARGED  
PLAN - STAIR A  
SCALE: 1/4" = 1'-0"



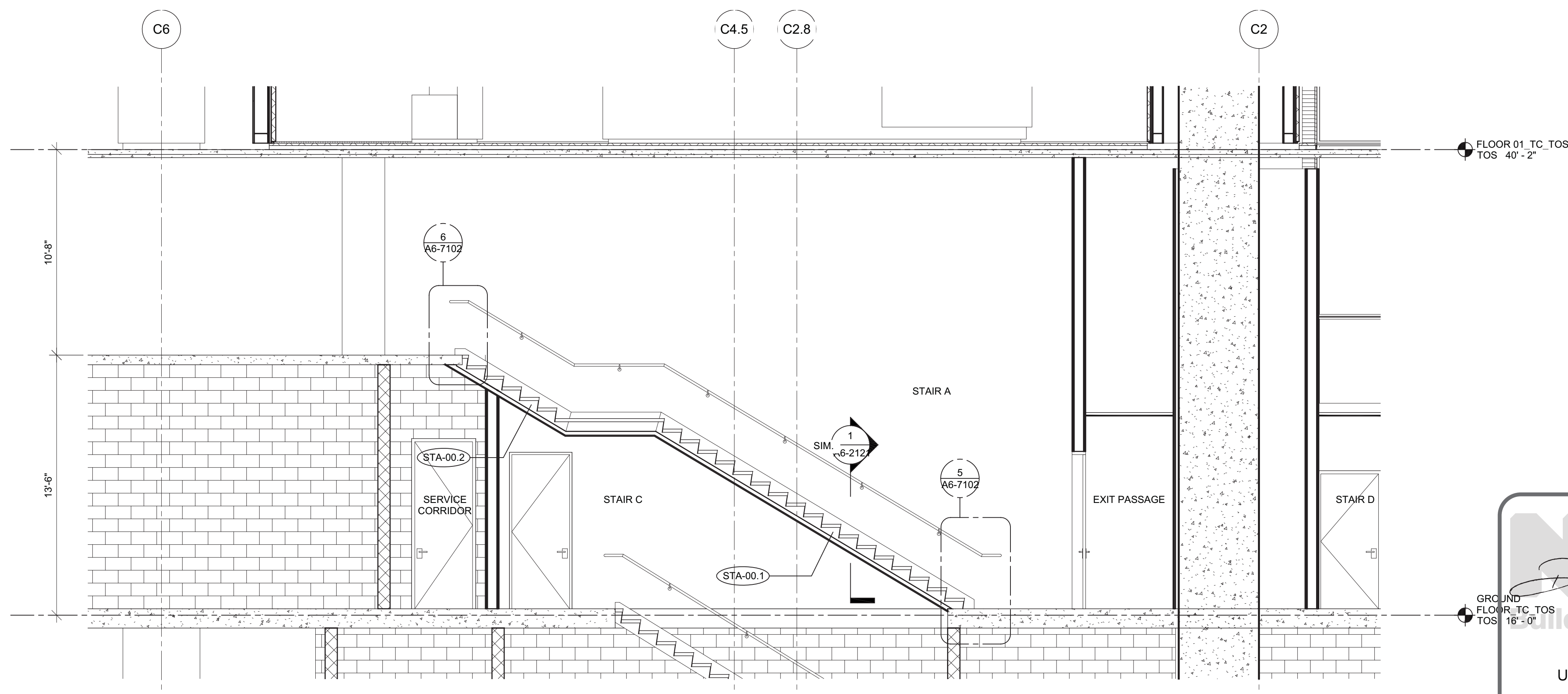
5 FLOOR 01 ENLARGED PLAN - STAIR A  
SCALE: 1/4" = 1'-0"



2 STAIR A SECTION  
SCALE: 1/4" = 1'-0"



3 GROUND FLOOR ENLARGED PLAN - STAIRS A  
SCALE: 1/4" = 1'-0"



1 STAIR A SECTION  
SCALE: 1/4" = 1'-0"

- A4-SERIES GENERAL NOTES
- SEE SPECS FOR CONVEYANCE EQUIPMENT SCHEDULE.
  - SEE DRAWING A4-7001 FOR STAIR SCHEDULE AND STAIR COMPONENT TYPES.
  - SEE DRAWING A6-1001 FOR PARTITION SCHEDULE AND SYMBOL DESCRIPTION.
  - EGRESS STAIR DOORS EQUIPPED WITH AUTOMATIC FAIL SAFE SYSTEM FOR OPENING IN THE EVENT OF THE ACTIVATION OF ANY AUTOMATIC FIRE DETECTION SYSTEM OR WHEN ANY ELEVATOR RECALL IS ACTIVATED, OR WHEN ANY SIGNAL IS RECEIVED FROM THE FIRE COMMAND CENTER.
  - EGRESS STAIRS EQUIPPED WITH STAIRWAY COMMUNICATION SYSTEM. SEE FA DRAWINGS FOR MORE INFORMATION.
  - EGRESS STAIR ENCLOSURES ARE PRESSURIZED. SEE MECH DRAWINGS FOR MORE INFORMATION.
  - EGRESS STAIR ENCLOSURES ARE CONSTRUCTED OF IMPACT RESISTANT MATERIALS. SEE PARTITION TYPES FOR MORE INFORMATION.

## HUDSON YARDS - TOWER C

Address  
501 WEST 30TH STREET  
NEW YORK, NY

Client  
Related Companies  
60 Columbus Circle  
New York, NY 10023  
Tel: 212.801.1000 Fax: 212.801.1048

Oxford Properties Group  
320 Park Avenue, 17th Floor  
New York, NY 10022  
Tel: 212.986.7514 Fax: 212.986.7510

Construction Manager  
Tishman Construction Corporation  
100 Park Avenue, 5th Floor  
New York, NY 10017  
Tel: 212.708.5600


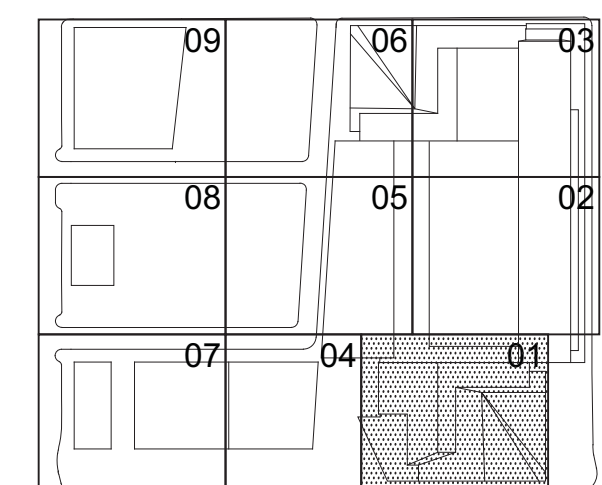
Architect  
Kohn Pedersen Fox Associates PC  
Architects & Planning Consultants  
11 West 42nd Street  
New York, NY 10036  
Tel: 212.977.6500 Fax: 212.956.2526

Structural Engineer  
Thornton Tomasetti, Inc.  
51 Madison Avenue  
New York, NY 10010  
Tel: 917.661.7800 Fax: 917.661.7801

Mechanical, Electrical, Plumbing, Fire Protection  
Jaros Baum & Bolles Consulting Engineers  
80 Pine Street  
New York, NY 10013  
Tel: 212.530.9300 Fax: 212.269.5894

1 D.O.B. BUILDING PERMIT FILING 03/22/2013  
By: Date: Date:

Any Plans



HYE-TC-A4-3101

ENLARGED PLANS &  
SECTIONS, STAIR A

Drawing Number:  
A4-3101

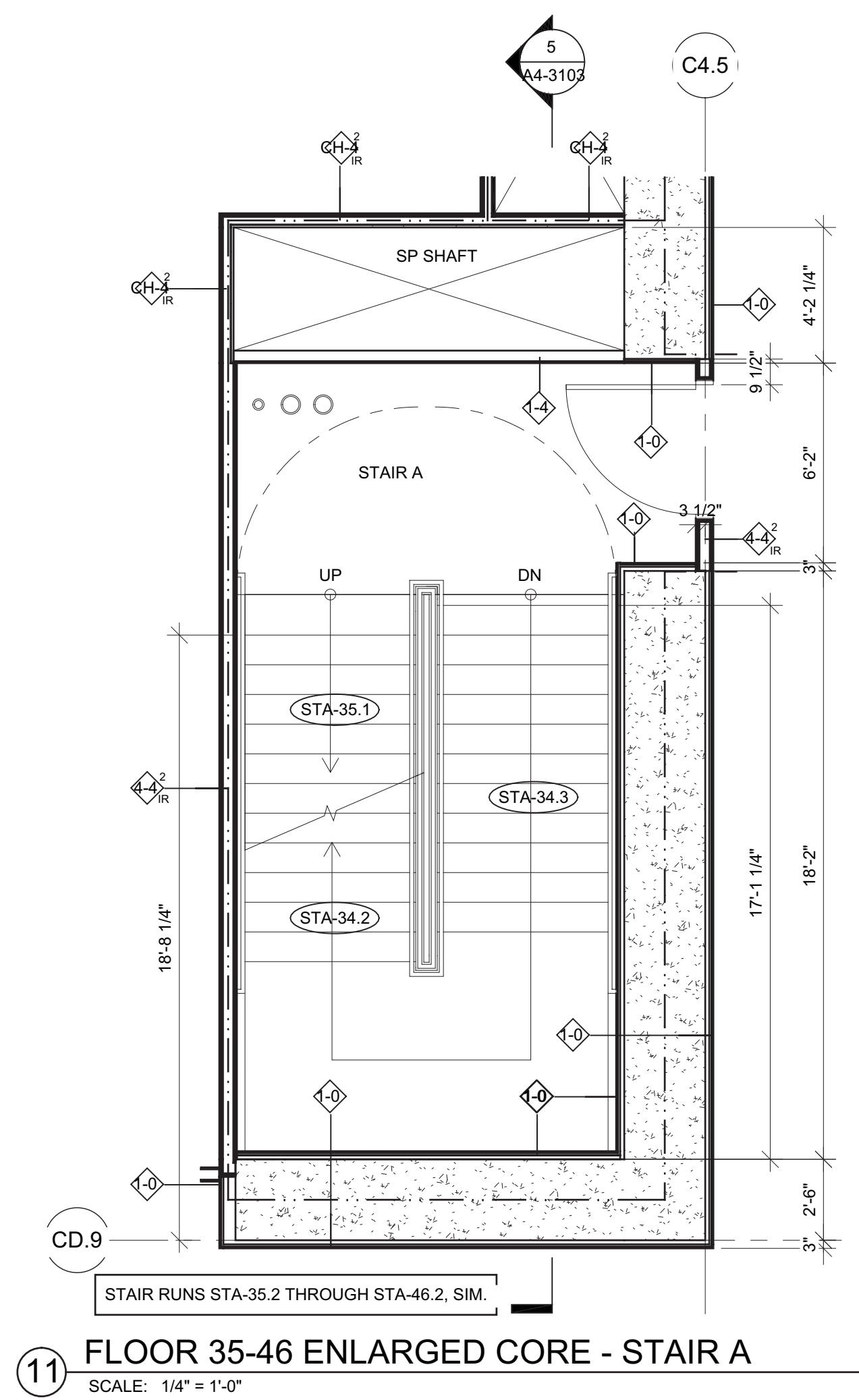
Architect Drawing Number:  
A-406.00



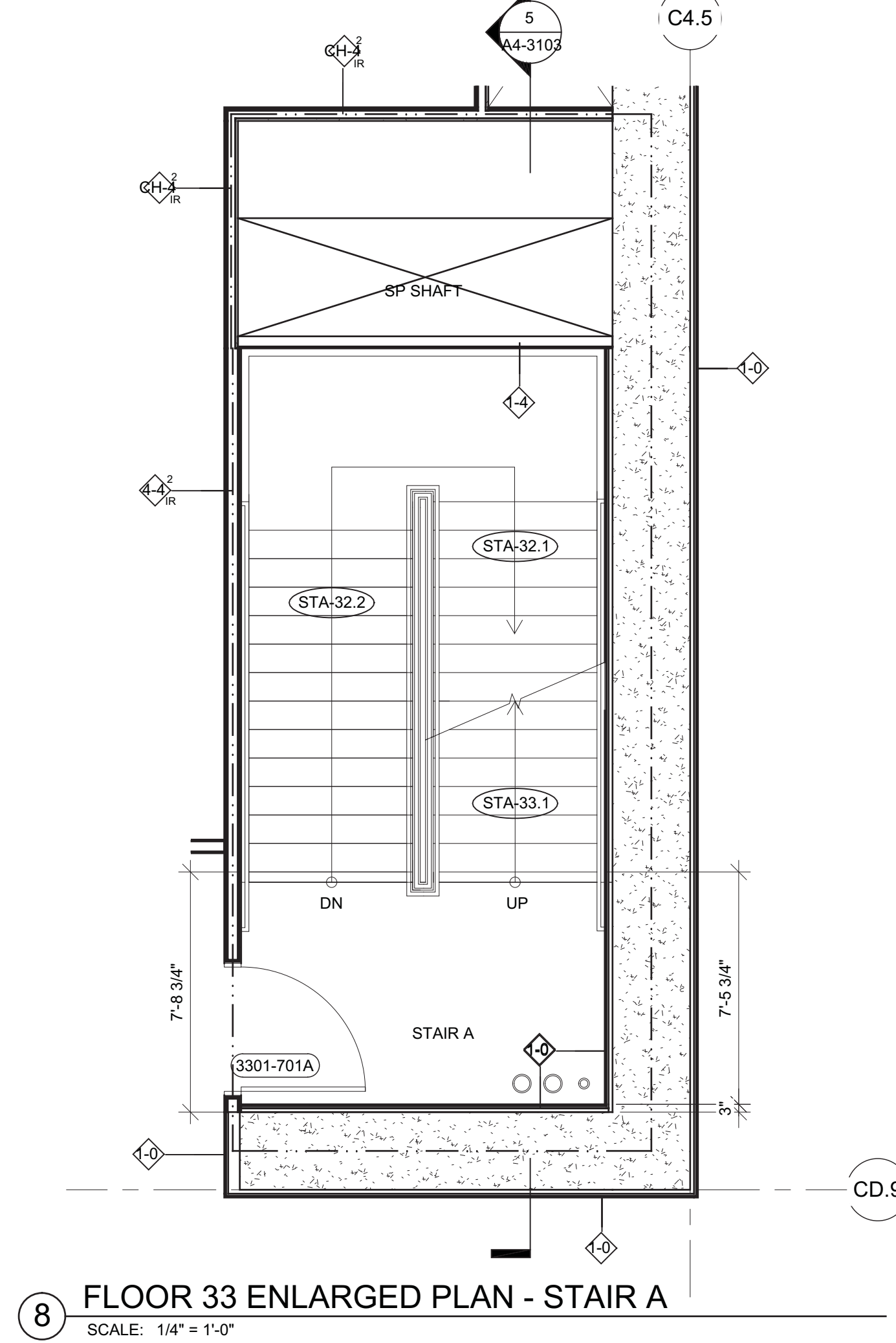




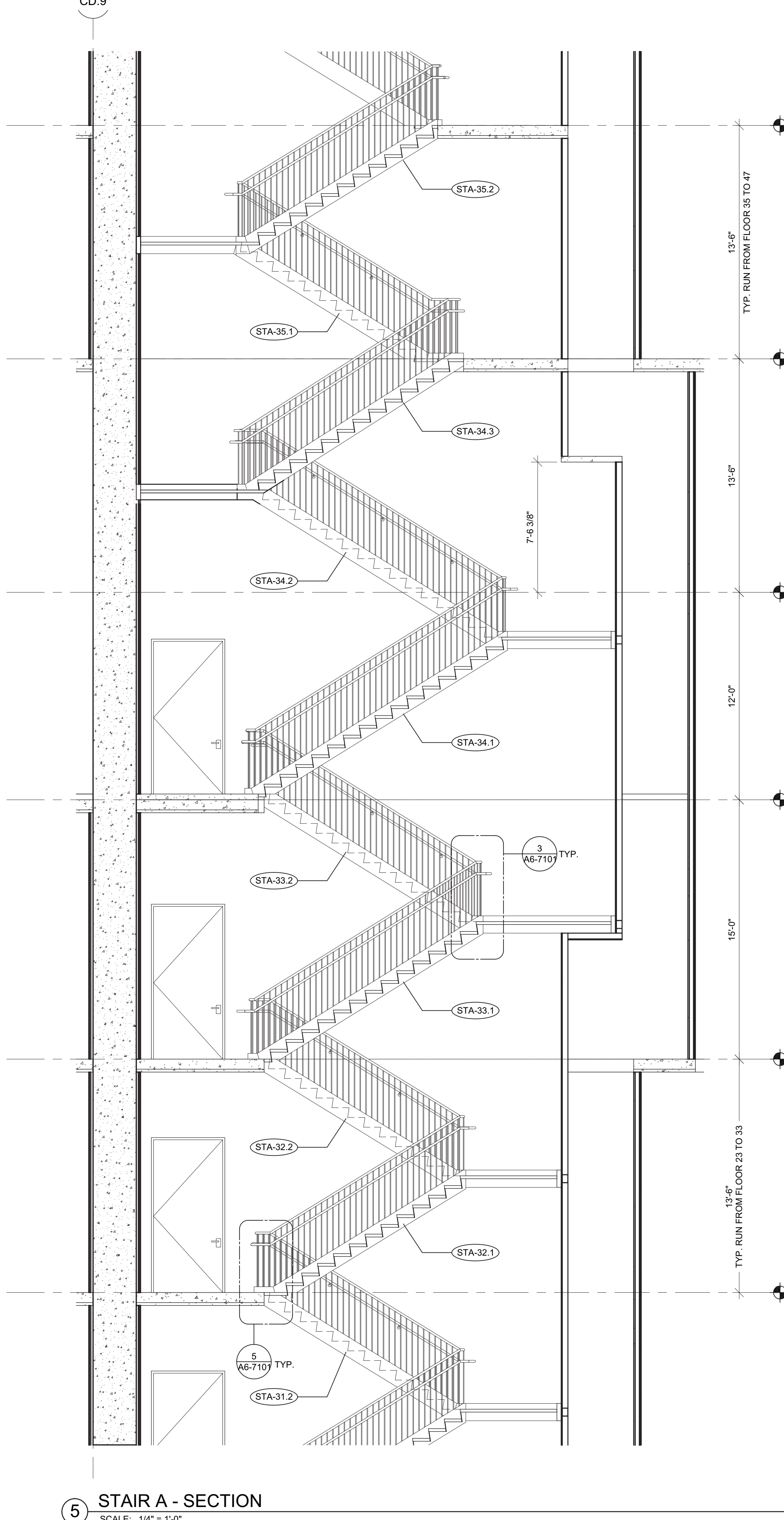
Filename: P:\Projects\1776\_WestSideKensalDrawings\CAD\Sheet\TC04d\_Permi\_Serv\Series\HETC-A4-3103.dwg Plotted by: Matt Gregory Plot Time: 5/20/2013 7:26 PM



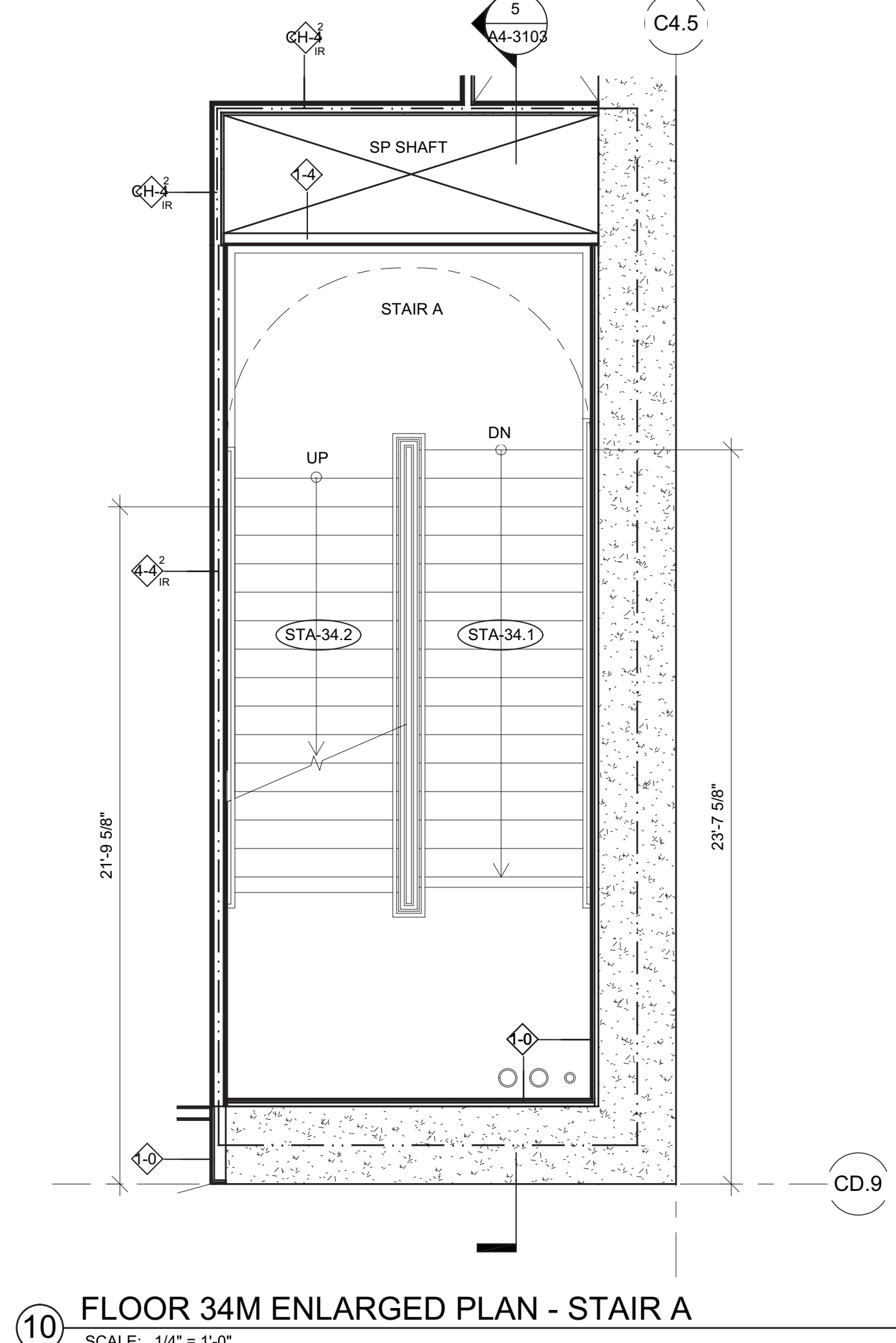
11 FLOOR 35-46 ENLARGED CORE - STAIR A  
SCALE: 1/4" = 1'-0"



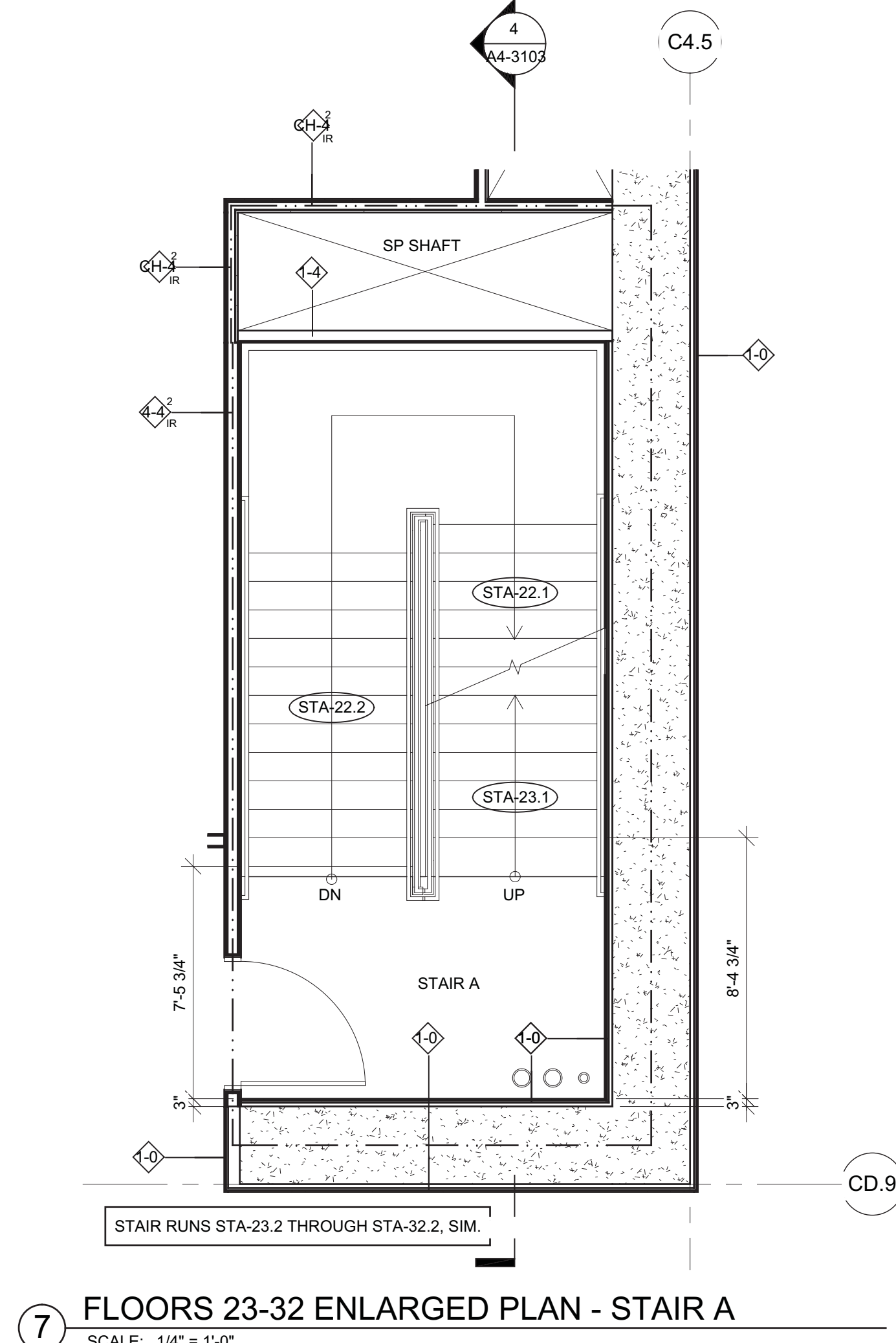
8 FLOOR 33 ENLARGED PLAN - STAIR A  
SCALE: 1/4" = 1'-0"



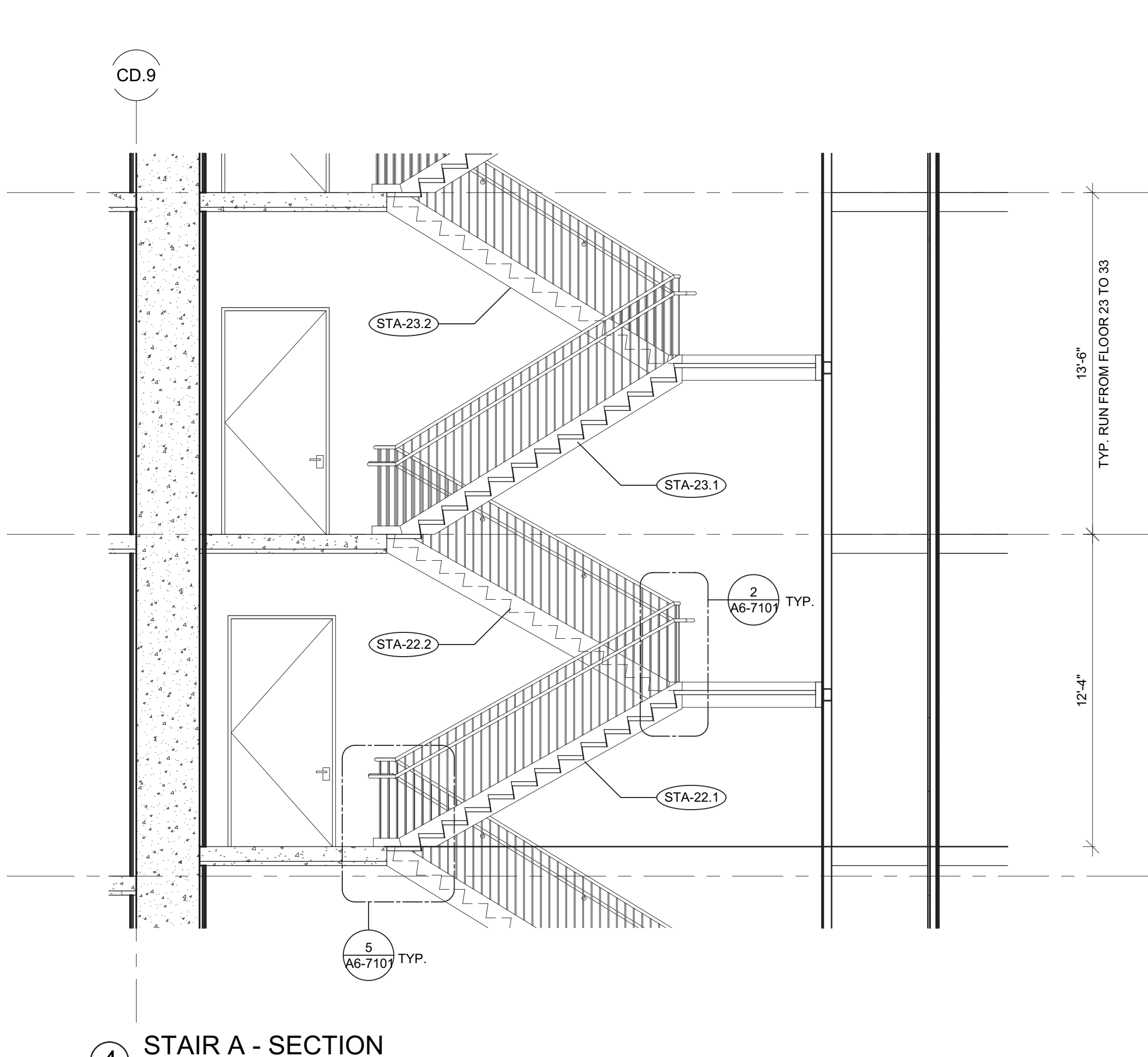
5 STAIR A - SECTION  
SCALE: 1/4" = 1'-0"



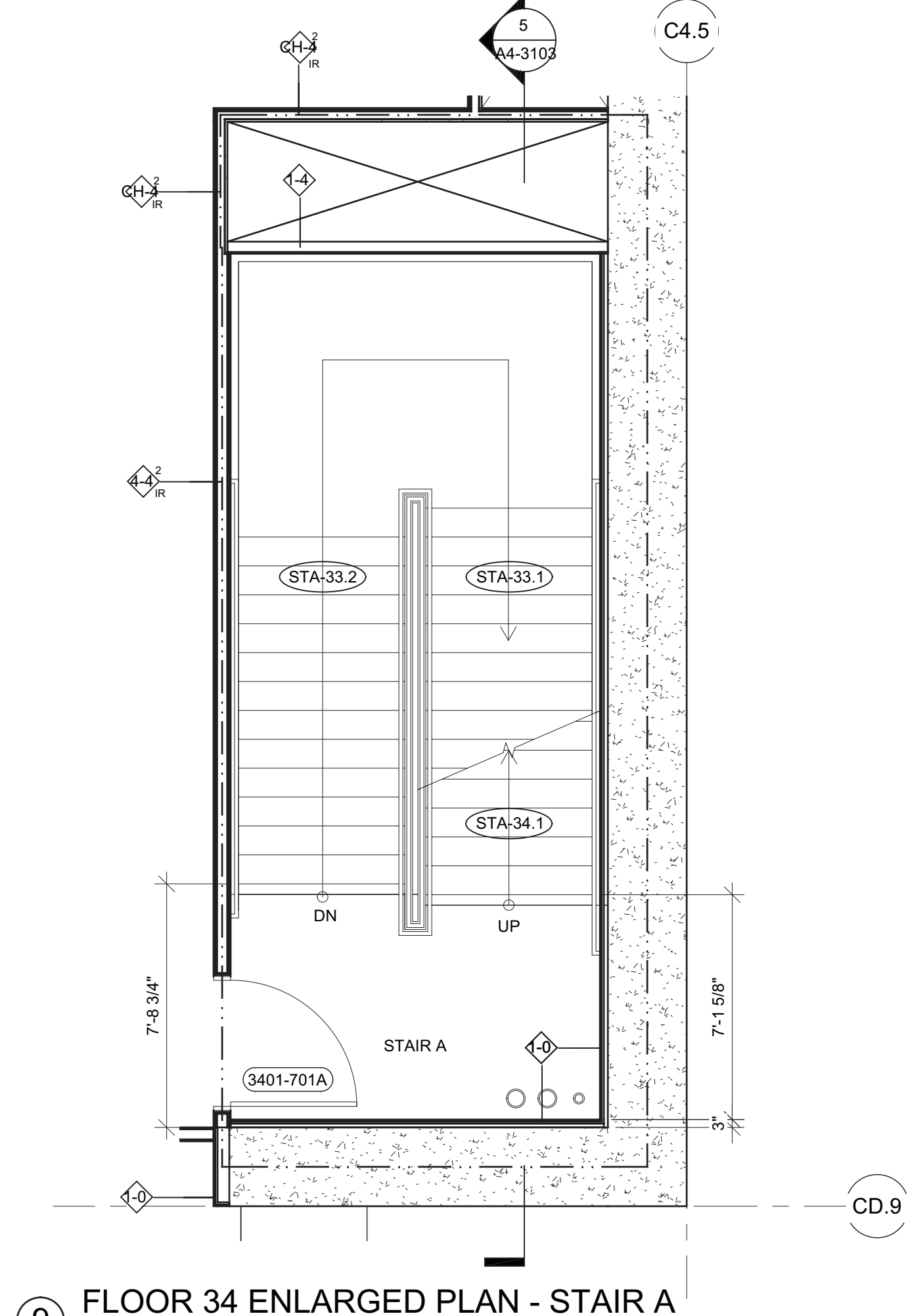
10 FLOOR 34M ENLARGED PLAN - STAIR A  
SCALE: 1/4" = 1'-0"



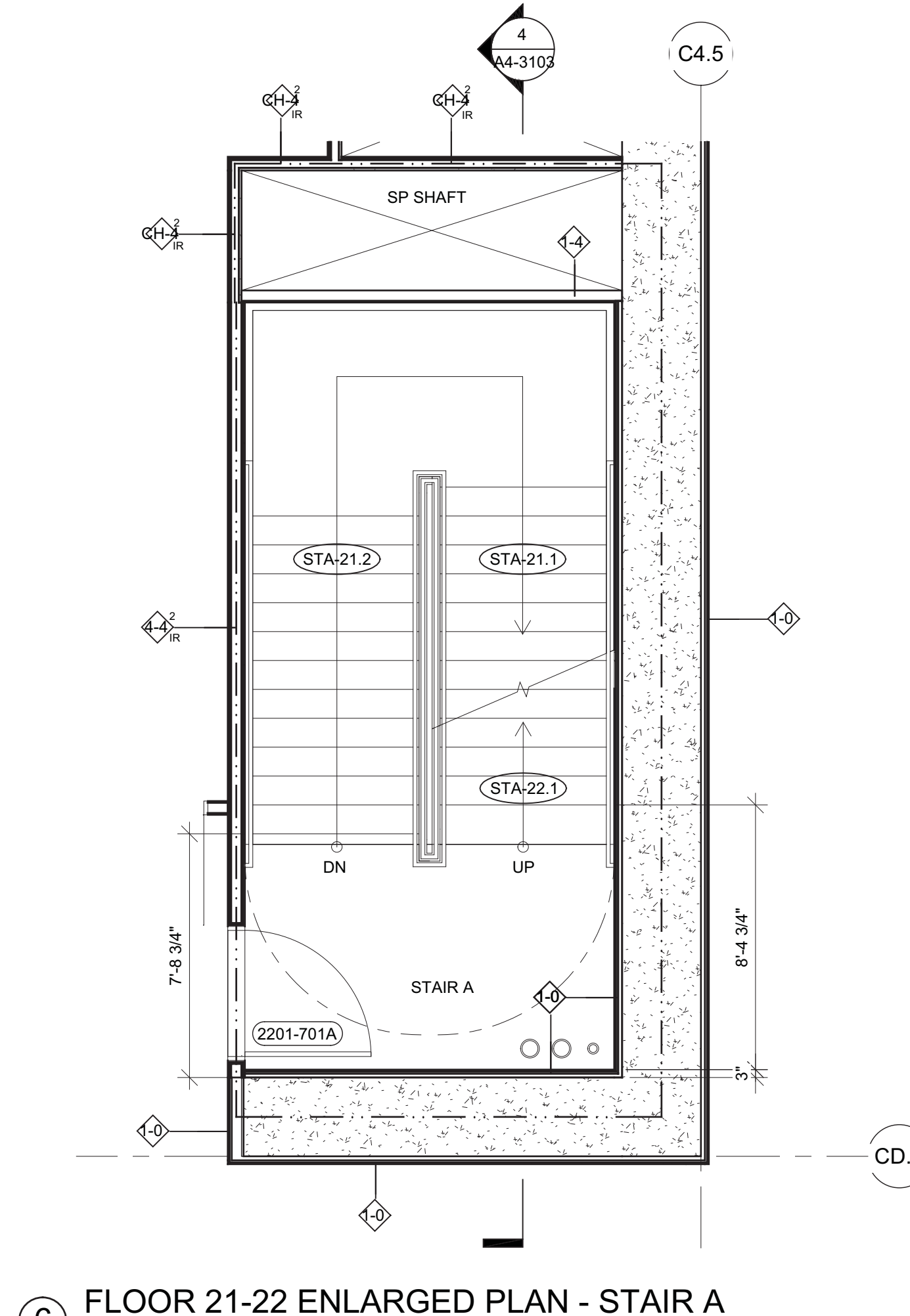
7 FLOORS 23-32 ENLARGED PLAN - STAIR A  
SCALE: 1/4" = 1'-0"



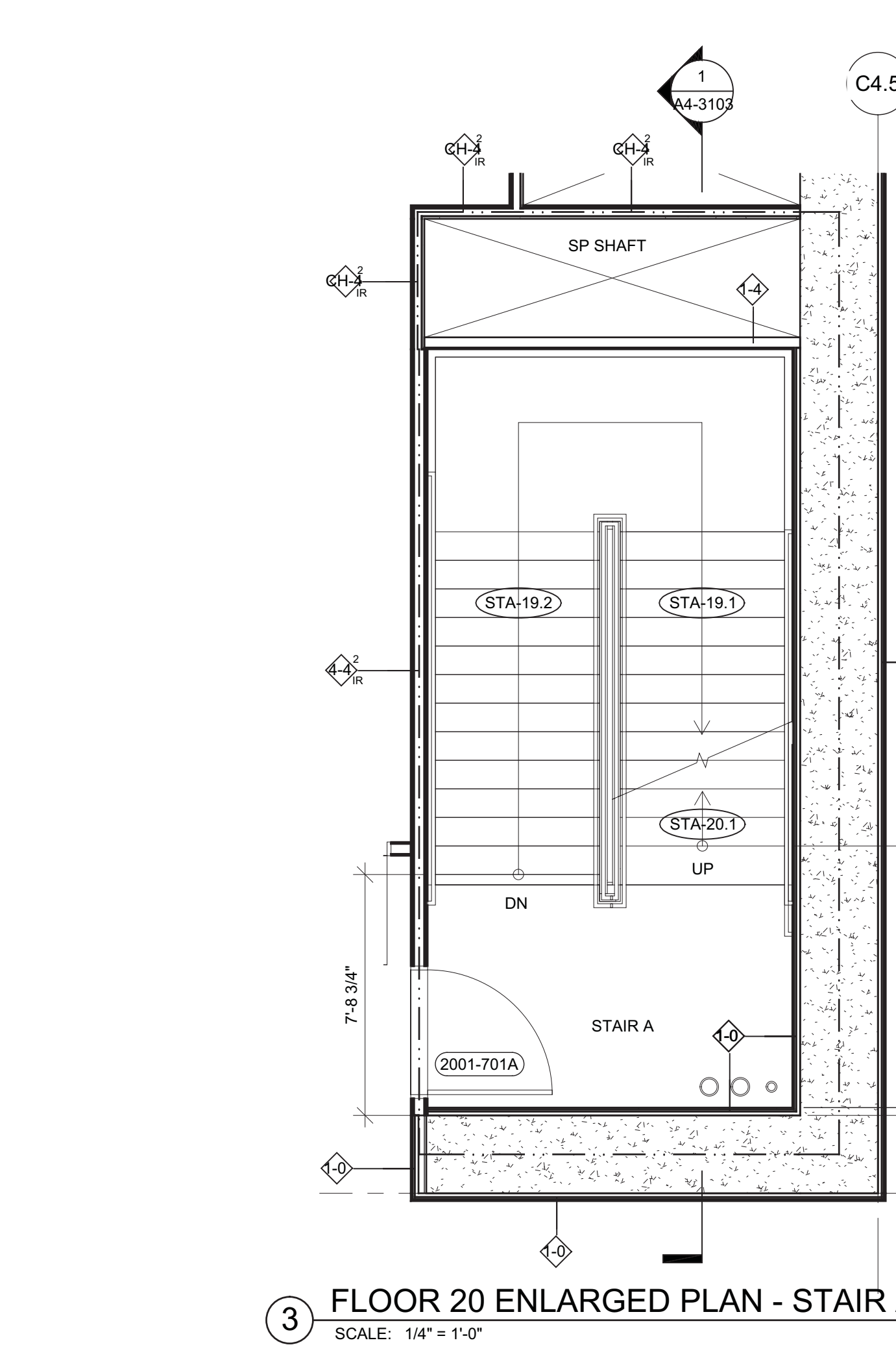
4 STAIR A - SECTION  
SCALE: 1/4" = 1'-0"



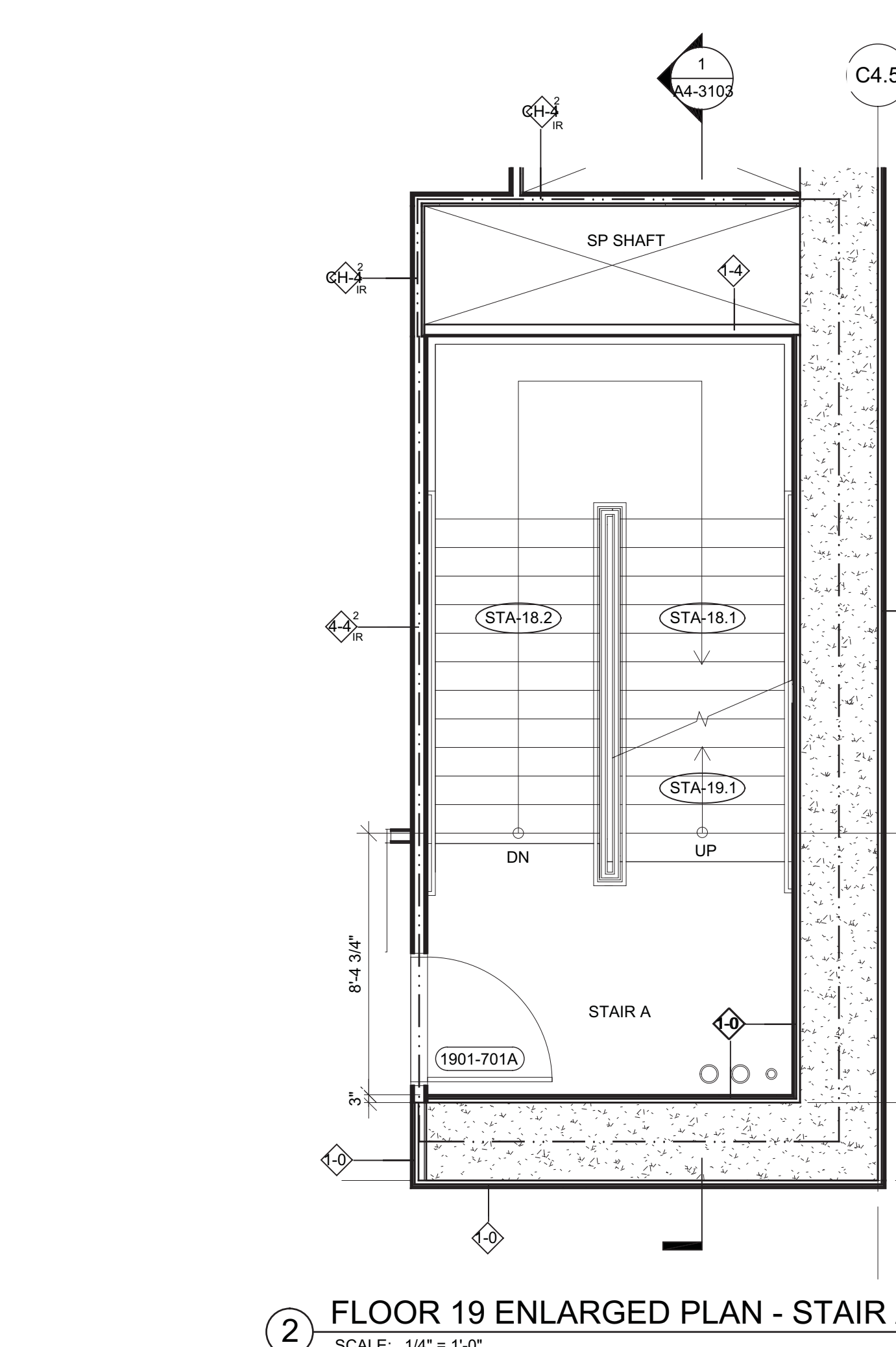
9 FLOOR 34 ENLARGED PLAN - STAIR A  
SCALE: 1/4" = 1'-0"



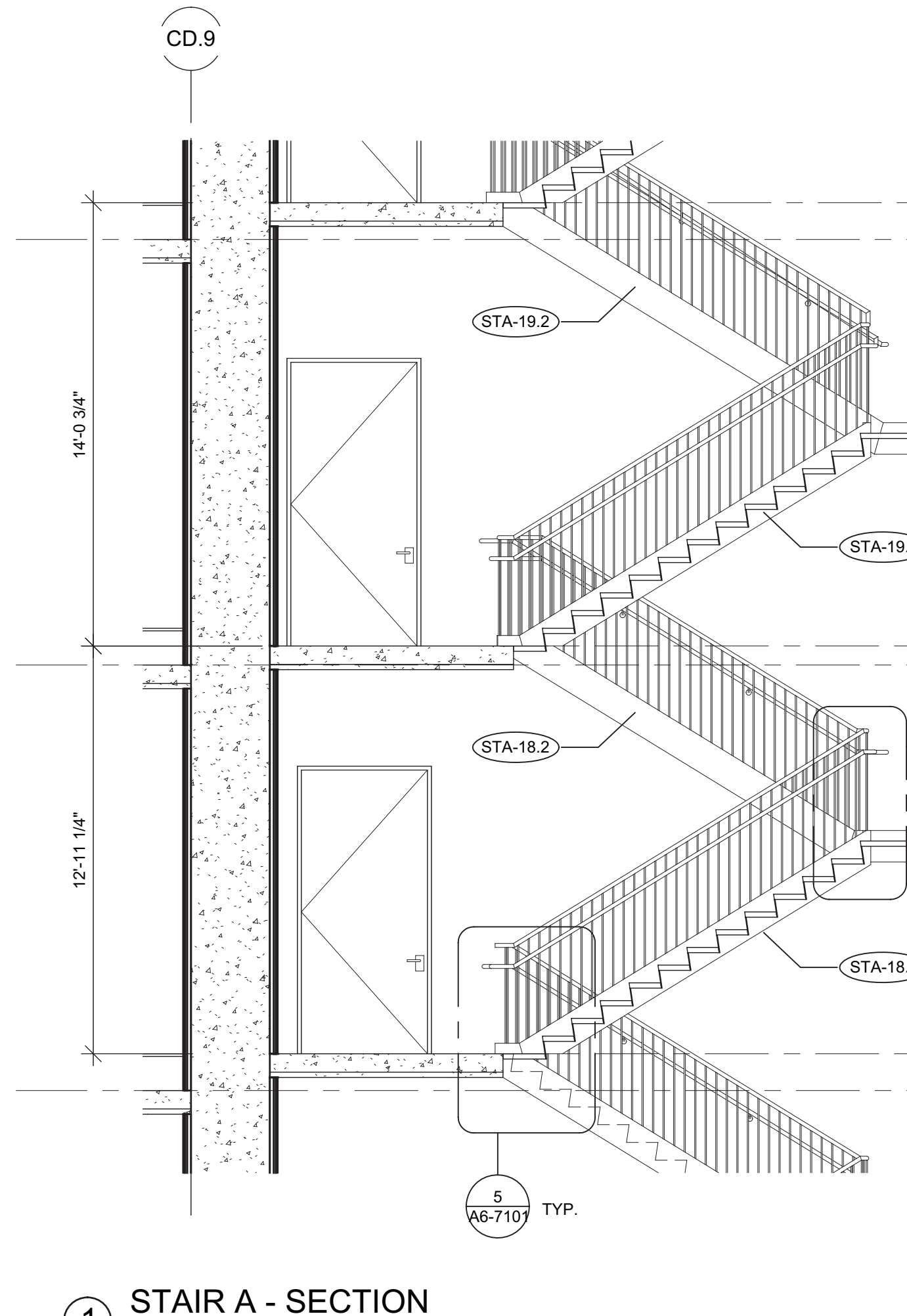
6 FLOOR 21-22 ENLARGED PLAN - STAIR A  
SCALE: 1/4" = 1'-0"



3 FLOOR 20 ENLARGED PLAN - STAIR A  
SCALE: 1/4" = 1'-0"



2 FLOOR 19 ENLARGED PLAN - STAIR A  
SCALE: 1/4" = 1'-0"



1 STAIR A - SECTION  
SCALE: 1/4" = 1'-0"

- A4-SERIES GENERAL NOTES**
- SEE SPECS FOR CONVEYANCE EQUIPMENT SCHEDULE.
  - SEE DRAWING A4-7001 FOR STAIR SCHEDULE AND STAIR COMPONENT TYPES.
  - SEE DRAWING A6-1001 FOR PARTITION SCHEDULE AND SYMBOL DESCRIPTION.
  - EGRESS STAIR DOORS EQUIPPED WITH AUTOMATIC FAIL SAFE SYSTEM FOR OPENING IN THE EVENT OF THE ACTIVATION OF ANY AUTOMATIC FIRE DETECTION SYSTEM, OR WHEN ANY ELEVATOR RECALL IS ACTIVATED, OR WHEN ANY SIGNAL IS RECEIVED FROM THE FIRE COMMAND CENTER.
  - EGRESS STAIRS EQUIPPED WITH STAIRWAY COMMUNICATION SYSTEM. SEE FA DRAWINGS FOR MORE INFORMATION.
  - EGRESS STAIR ENCLOSURES ARE PRESSURIZED. SEE MECH DRAWINGS FOR MORE INFORMATION.
  - EGRESS STAIR ENCLOSURES ARE CONSTRUCTED OF IMPACT RESISTANT MATERIALS. SEE PARTITION TYPES FOR MORE INFORMATION.

**Damian Titus**  
Buildings  
APPROVED  
Under Directive 2 of 1975  
Date/Time: Aug 15, 2013 - 10:18 AM  
NYC Development Hub

**HUDSON YARDS - TOWER C**

Address  
501 WEST 30TH STREET  
NEW YORK, NY

*Client*  
Related Companies  
60 Columbus Circle  
New York, NY 10023  
Tel: 212.801.1000 Fax: 212.801.1048

*Oxford Properties Group*  
320 Park Avenue, 17th Floor  
New York, NY 10022  
Tel: 212.986.7514 Fax: 212.986.7510

*Construction Manager*  
Fishman Construction Corporation  
100 Park Avenue, 5th Floor  
New York, NY 10017  
Tel: 212.708.5000

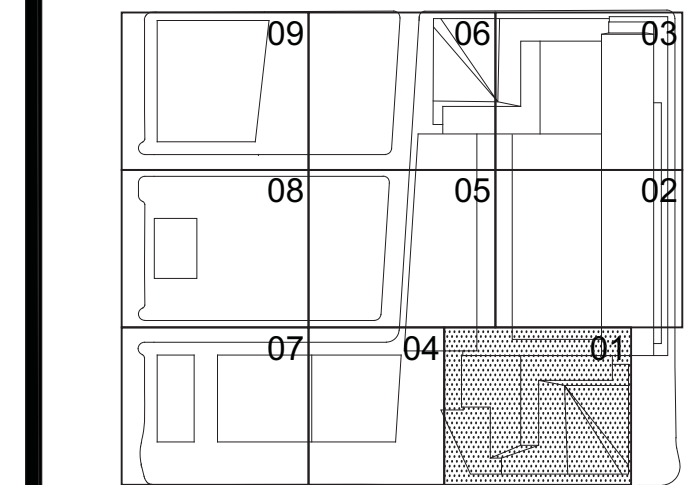
*Architect*  
Kohn Pedersen Fox Associates PC  
Architects & Planning Consultants  
11 West 42nd Street  
New York, NY 10036  
Tel: 212.977.6500 Fax: 212.956.2526

*Structural Engineer*  
Thornton Tomasetti, Inc.  
51 Madison Avenue  
New York, NY 10010  
Tel: 917.661.7800 Fax: 917.661.7801

*Mechanical, Electrical, Plumbing, Fire Protection*  
Jaro Baum & Bolles Consulting Engineers  
80 Pine Street  
New York, NY 10013  
Tel: 212.530.9300 Fax: 212.269.5894

1	D.O.B. BUILDING PERMIT FILING	03/22/2013
By	Issue	Date

Any Plans

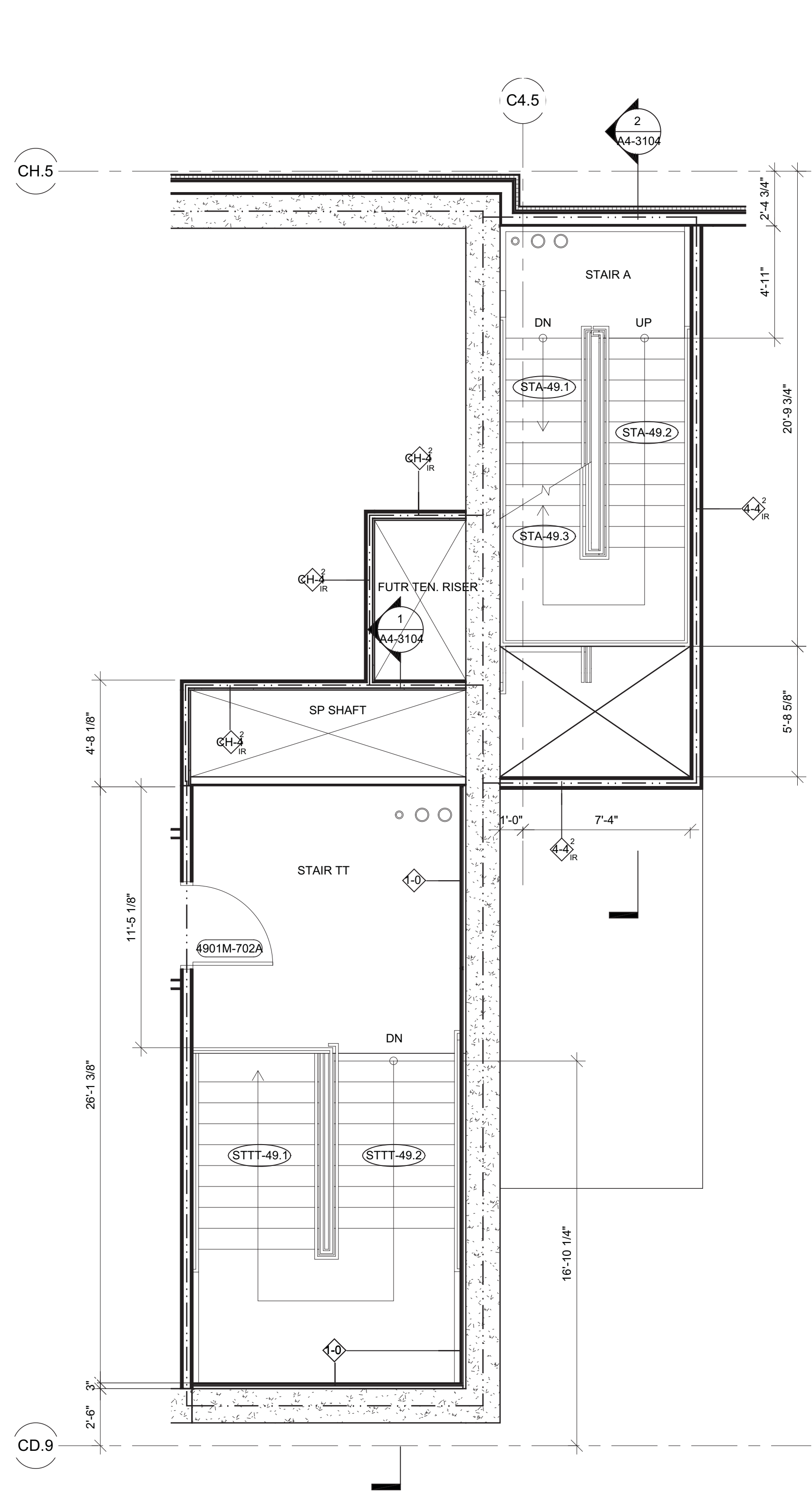


Date:  
03/22/2013  
Project No:  
1776.10  
Sheet No:  
HYE-TC-A4-3103  
Drawing Title:  
ENLARGED PLANS & SECTIONS, STAIR A

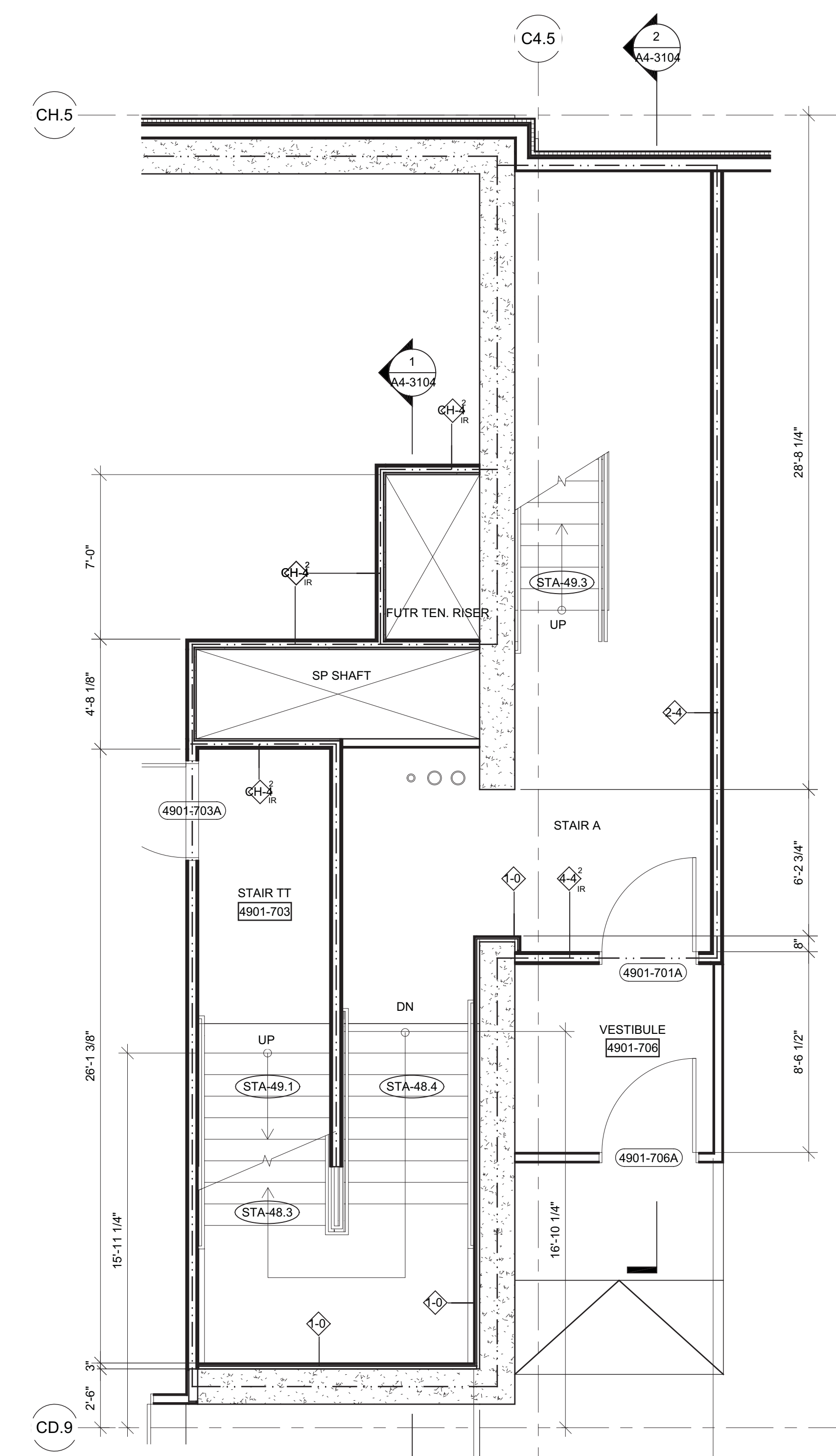
Drawing Number:  
A4-3103  
A4-3103 Drawing Number  
**A-408.00**  
SHEET 189 OF 239



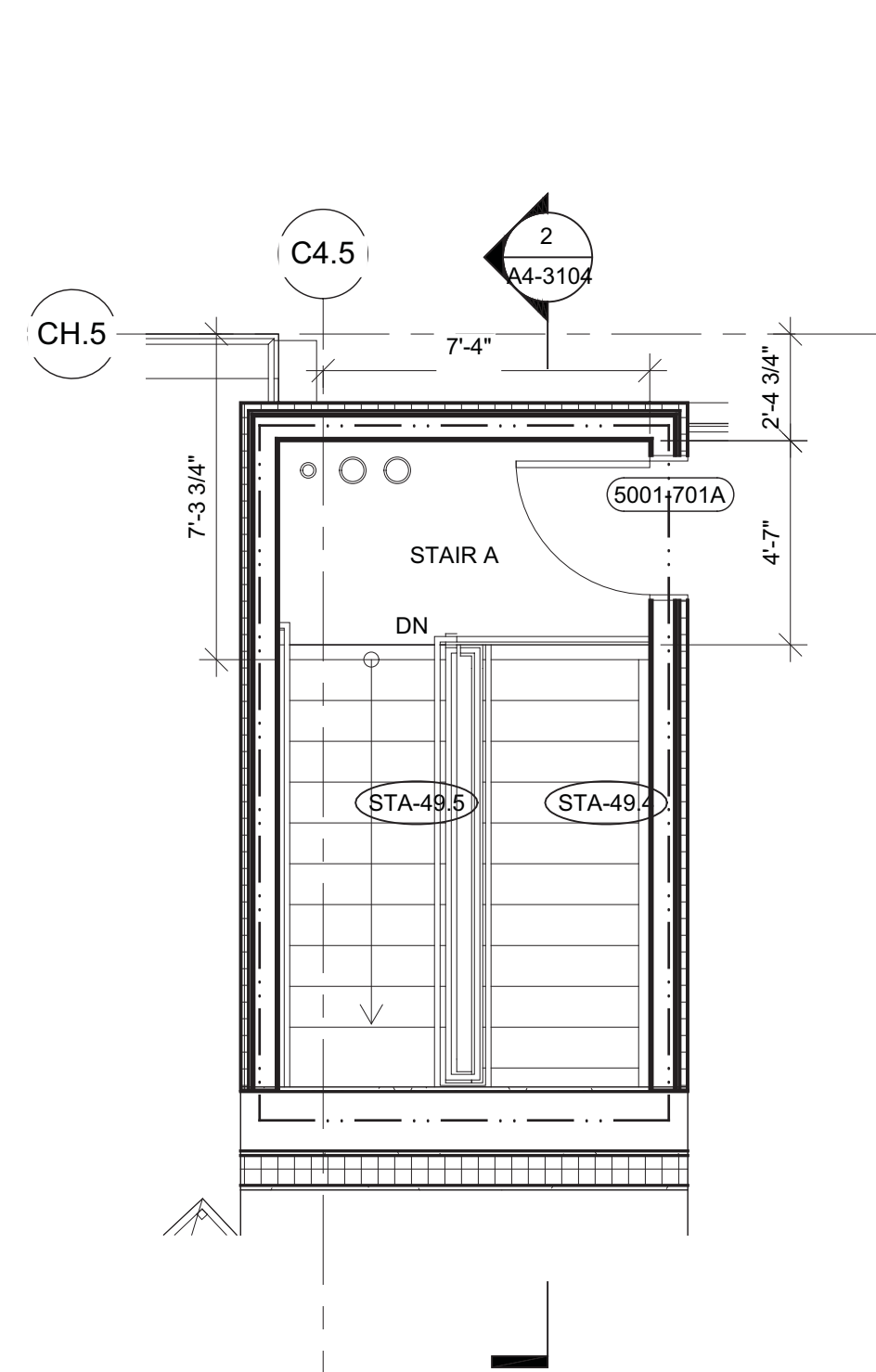
Filename: P:\Projects\1776\_WestSideKensalDrawings\CAD\Sheet\TC04\_Perm\_Serv\_Series\HYE-TC-A4-3104.dwg Plotted by: Matt Gregory Plot Time: 5/22/2013 2:29 PM



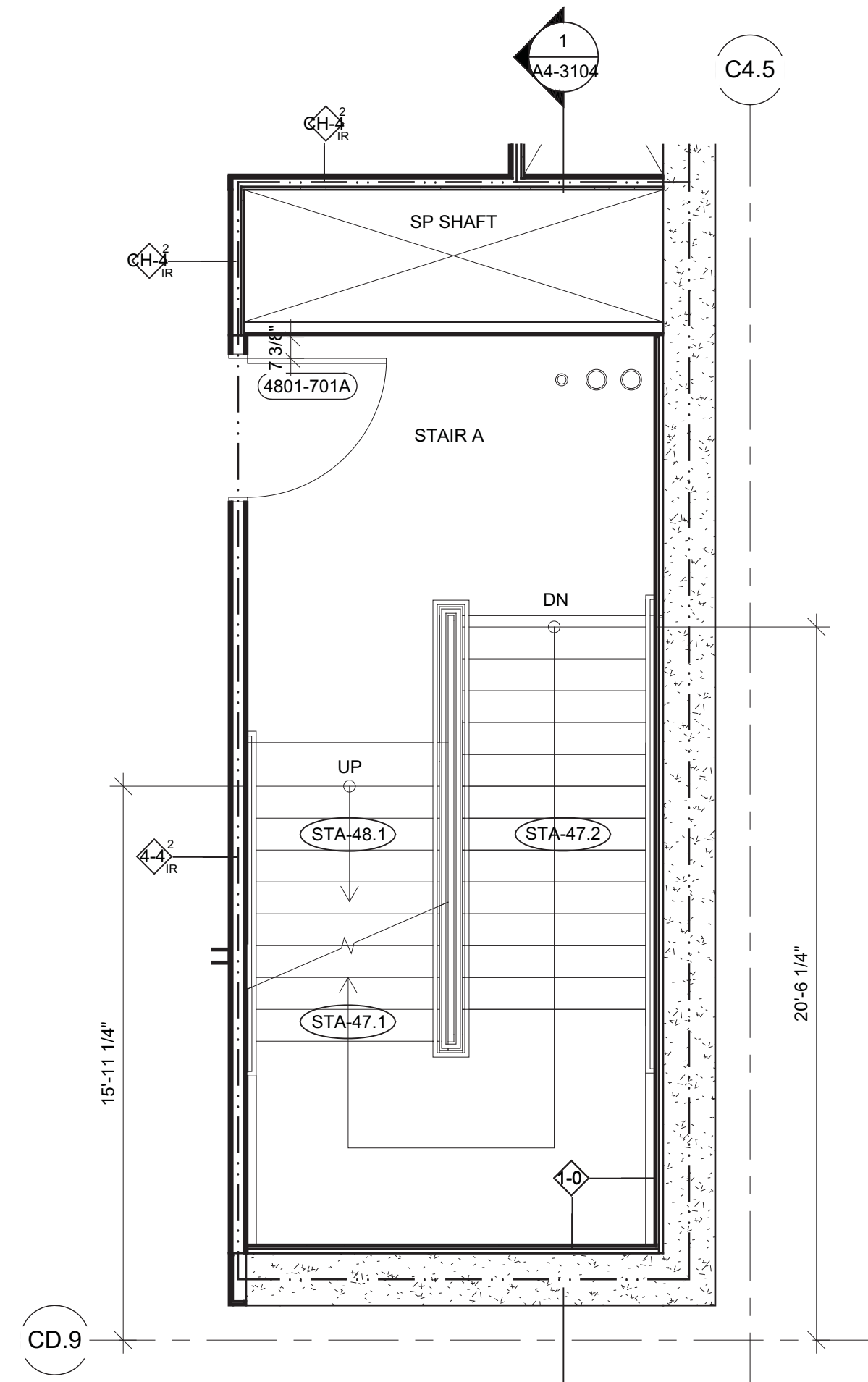
6 FLOOR 49M ENLARGED PLAN - STAIR A  
SCALE: 1/4" = 1'-0"



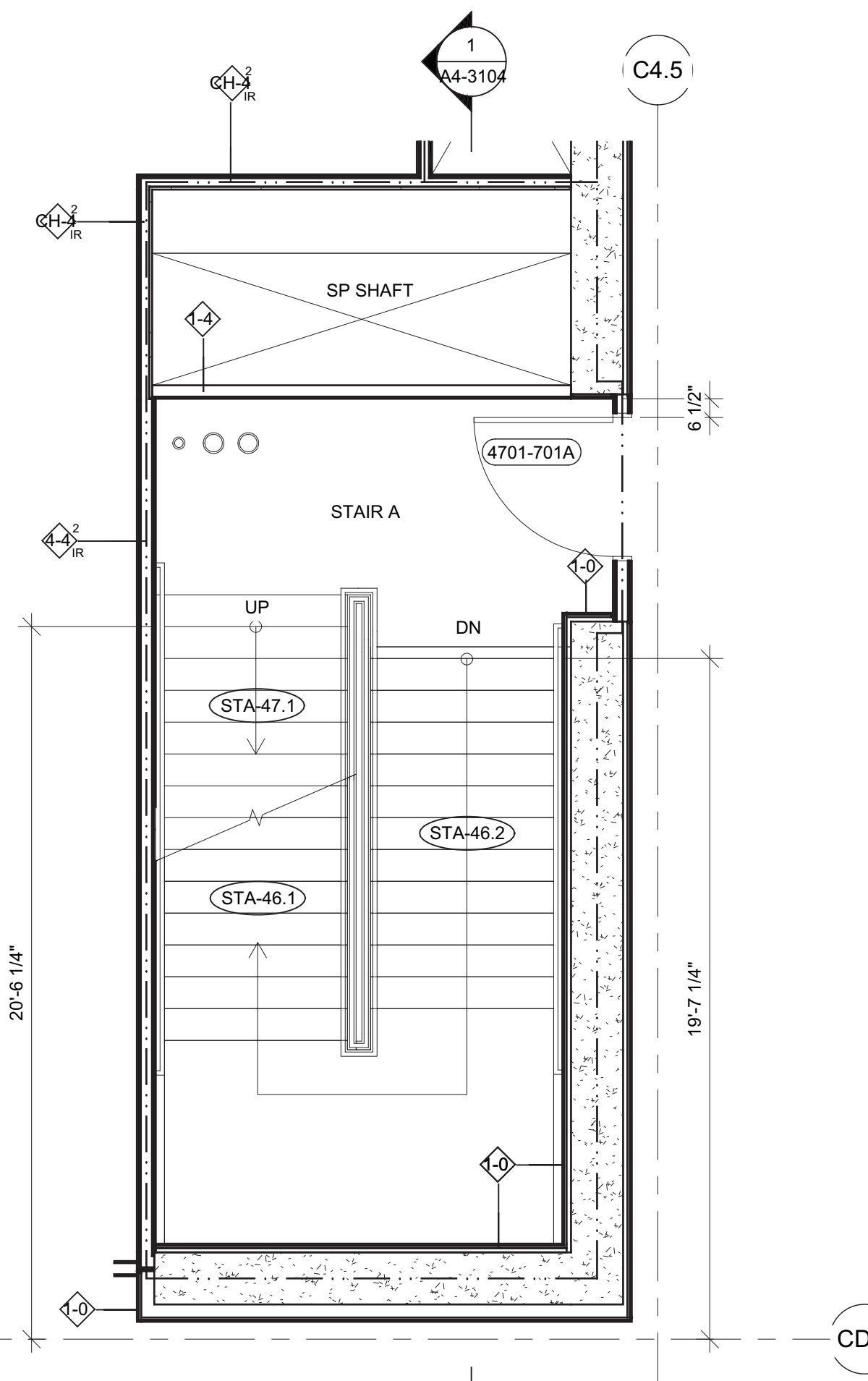
5 FLOOR 49 ENLARGED CORE - STAIR A  
SCALE: 1/4" = 1'-0"



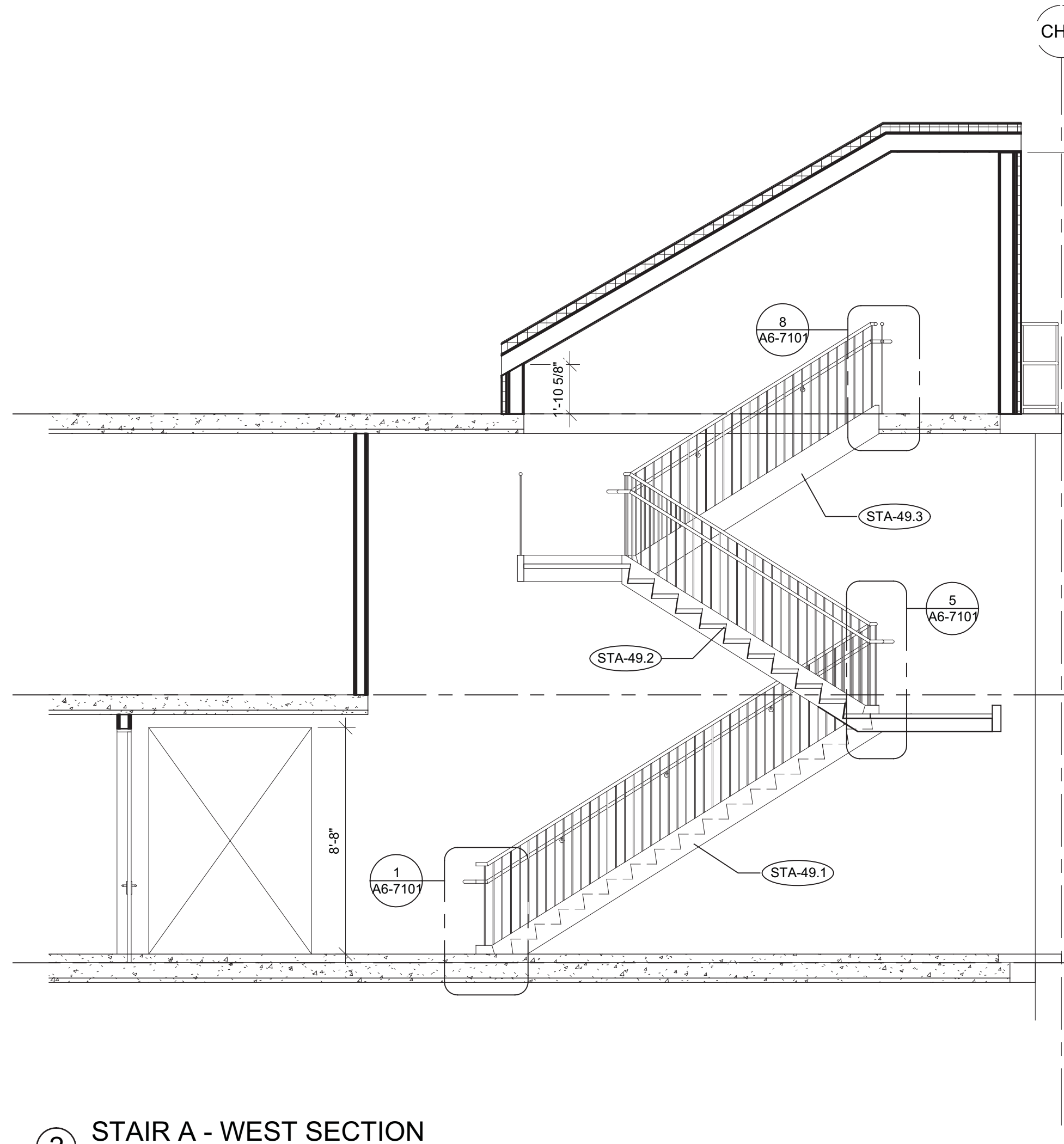
7 FLOOR 50 (ROOF) ENLARGED PLAN - STAIR A  
SCALE: 1/4" = 1'-0"



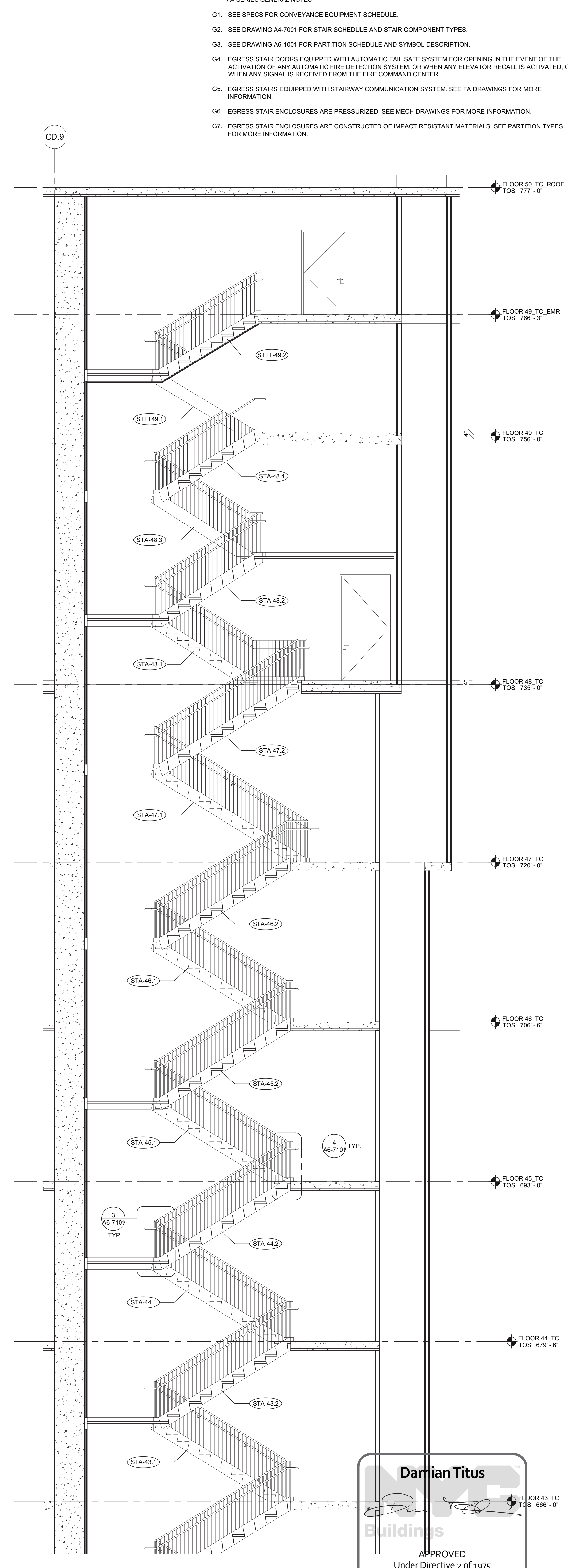
4 FLOOR 48 ENLARGED CORE - STAIR A  
SCALE: 1/4" = 1'-0"



3 FLOOR 47 ENLARGED CORE - STAIR A  
SCALE: 1/4" = 1'-0"



2 STAIR A - WEST SECTION  
SCALE: 1/4" = 1'-0"



1 STAIR A&AA - SECTION  
SCALE: 1/4" = 1'-0"

- A4-SERIES GENERAL NOTES
- SEE SPECS FOR CONVEYANCE EQUIPMENT SCHEDULE.
  - SEE DRAWING A4-7001 FOR STAIR SCHEDULE AND STAIR COMPONENT TYPES.
  - SEE DRAWING A6-1001 FOR PARTITION SCHEDULE AND SYMBOL DESCRIPTION.
  - EGRESS STAIR DOORS EQUIPPED WITH AUTOMATIC FAIL SAFE SYSTEM FOR OPENING IN THE EVENT OF THE ACTIVATION OF ANY AUTOMATIC FIRE DETECTION SYSTEM OR WHEN ANY ELEVATOR RECALL IS ACTIVATED, OR WHEN ANY SIGNAL IS RECEIVED FROM THE FIRE COMMAND CENTER.
  - EGRESS STAIRS EQUIPPED WITH STAIRWAY COMMUNICATION SYSTEM. SEE FA DRAWINGS FOR MORE INFORMATION.
  - EGRESS STAIR ENCLOSURES ARE PRESSURIZED. SEE MECH DRAWINGS FOR MORE INFORMATION.
  - EGRESS STAIR ENCLOSURES ARE CONSTRUCTED OF IMPACT RESISTANT MATERIALS. SEE PARTITION TYPES FOR MORE INFORMATION.

**Damian Titus**  
Buildings  
APPROVED  
Under Directive 2 of 1975  
Date/Time: Aug 15, 2013 - 10:18 AM  
NYC Development Hub

**HUDSON YARDS - TOWER C**

Address  
501 WEST 30TH STREET  
NEW YORK, NY

Client  
Related Companies  
60 Columbus Circle  
New York, NY 10023  
Tel: 212.801.1000 Fax: 212.801.1048

Oxford Properties Group  
320 Park Avenue, 17th Floor  
New York, NY 10022  
Tel: 212.866.7514 Fax: 212.986.7510

Construction Manager  
Tishman Construction Corporation  
100 Park Avenue, 5th Floor  
New York, NY 10017  
Tel: 212.708.5000

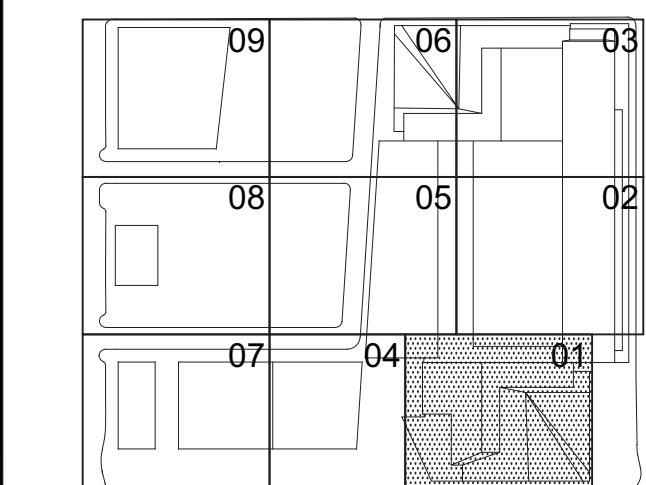
Architect  
Kohn Pedersen Fox Associates PC  
Architects & Planning Consultants  
11 West 42nd Street  
New York, NY 10036  
Tel: 212.977.6500 Fax: 212.956.2526

Structural Engineer  
Thornton Tomasetti, Inc.  
51 Madison Avenue  
New York, NY 10010  
Tel: 917.661.7800 Fax: 917.661.7801

Mechanical, Electrical, Plumbing, Fire Protection  
Jaros Baum & Bolles Consulting Engineers  
80 Pine Street  
New York, NY 10013  
Tel: 212.530.9300 Fax: 212.269.5894

1	D.O.B. BUILDING PERMIT FILING	03/22/2013
By:	Date:	Date:

Any Print



Date:  
03/22/2013  
Project No:  
1776.10  
Sheet No:  
HYE-TC-A4-3104  
Drawing Title:  
ENLARGED PLANS & SECTIONS, STAIR A

REGISTERED ARCHITECT  
DAMIAN TITUS  
STATE OF NEW YORK



# HUDSON YARDS - TOWER C

Address  
501 WEST 30TH STREET  
NEW YORK, NY

Client  
Related Companies  
60 Columbus Circle  
New York, NY 10023  
Tel: 212.801.1000 Fax: 212.801.1048

Oxford Properties Group  
320 Park Avenue, 17th Floor  
New York, NY 10022  
Tel: 212.866.7514 Fax: 212.986.7510

Construction Manager  
Tishman Construction Corporation  
100 Park Avenue, 5th Floor  
New York, NY 10017  
Tel: 212.708.5000

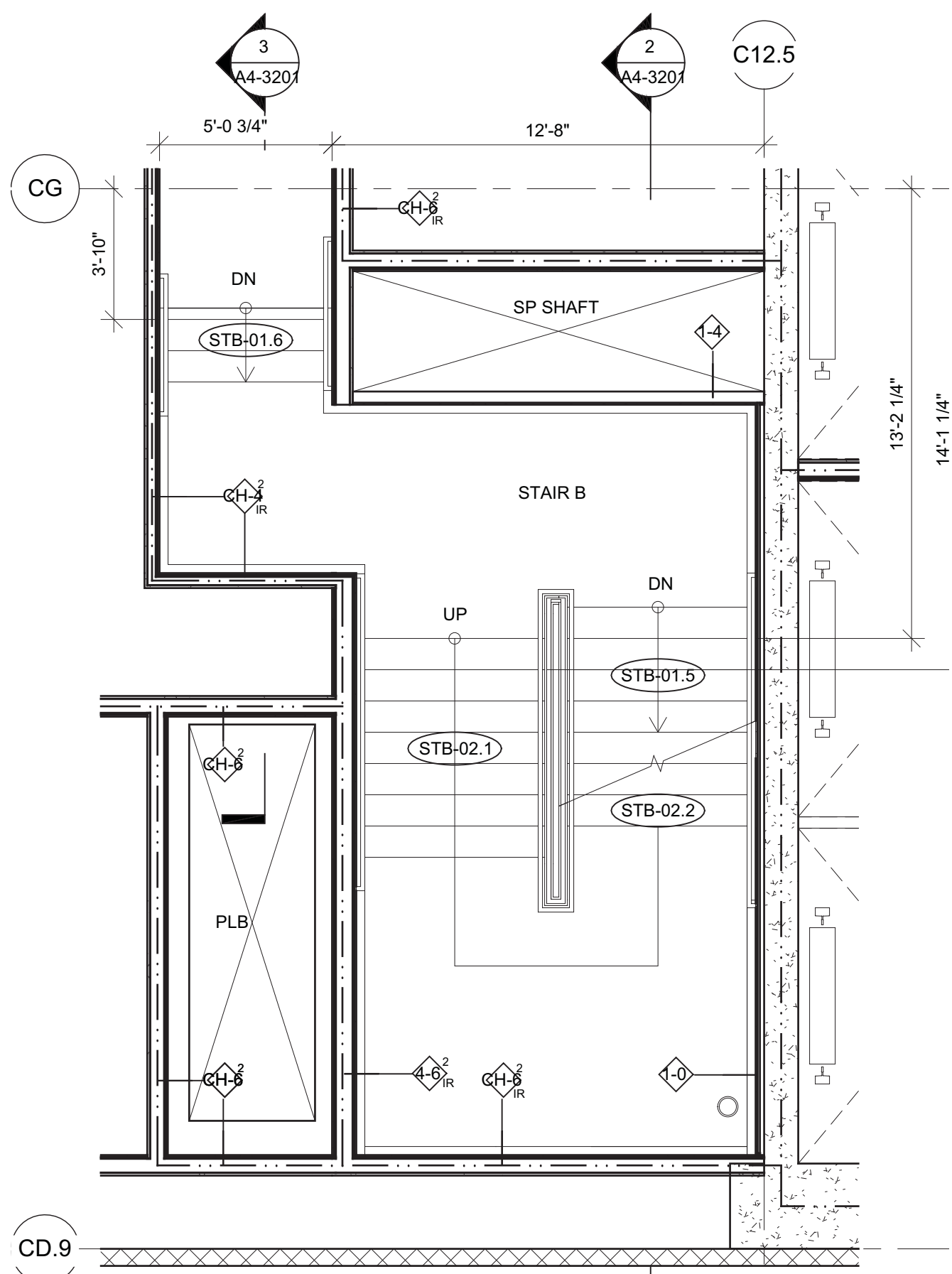
Architect  
Kohn Pedersen Fox Associates PC  
Architects & Planning Consultants  
11 West 42nd Street  
New York, NY 10036  
Tel: 212.977.6500 Fax: 917.661.7801

Structural Engineer  
Thornton Tomasetti, Inc.  
51 Madison Avenue  
New York, NY 10010  
Tel: 917.661.7800 Fax: 212.269.5894

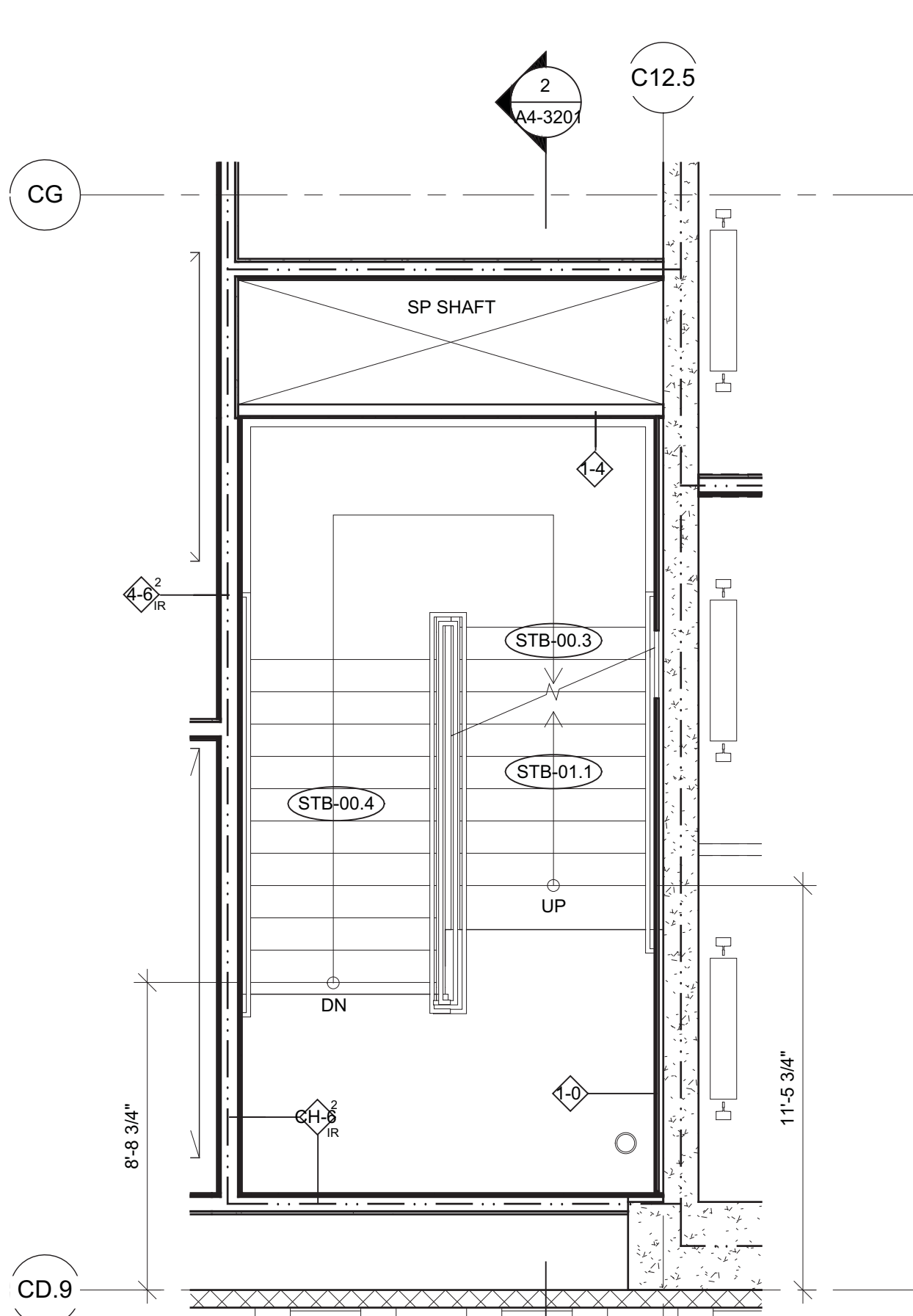
Mechanical, Electrical, Plumbing, Fire Protection  
Jaro Baum & Bolles Consulting Engineers  
80 Pine Street  
New York, NY 10013  
Tel: 212.530.9300 Fax: 212.269.5894

## A4-SERIES GENERAL NOTES

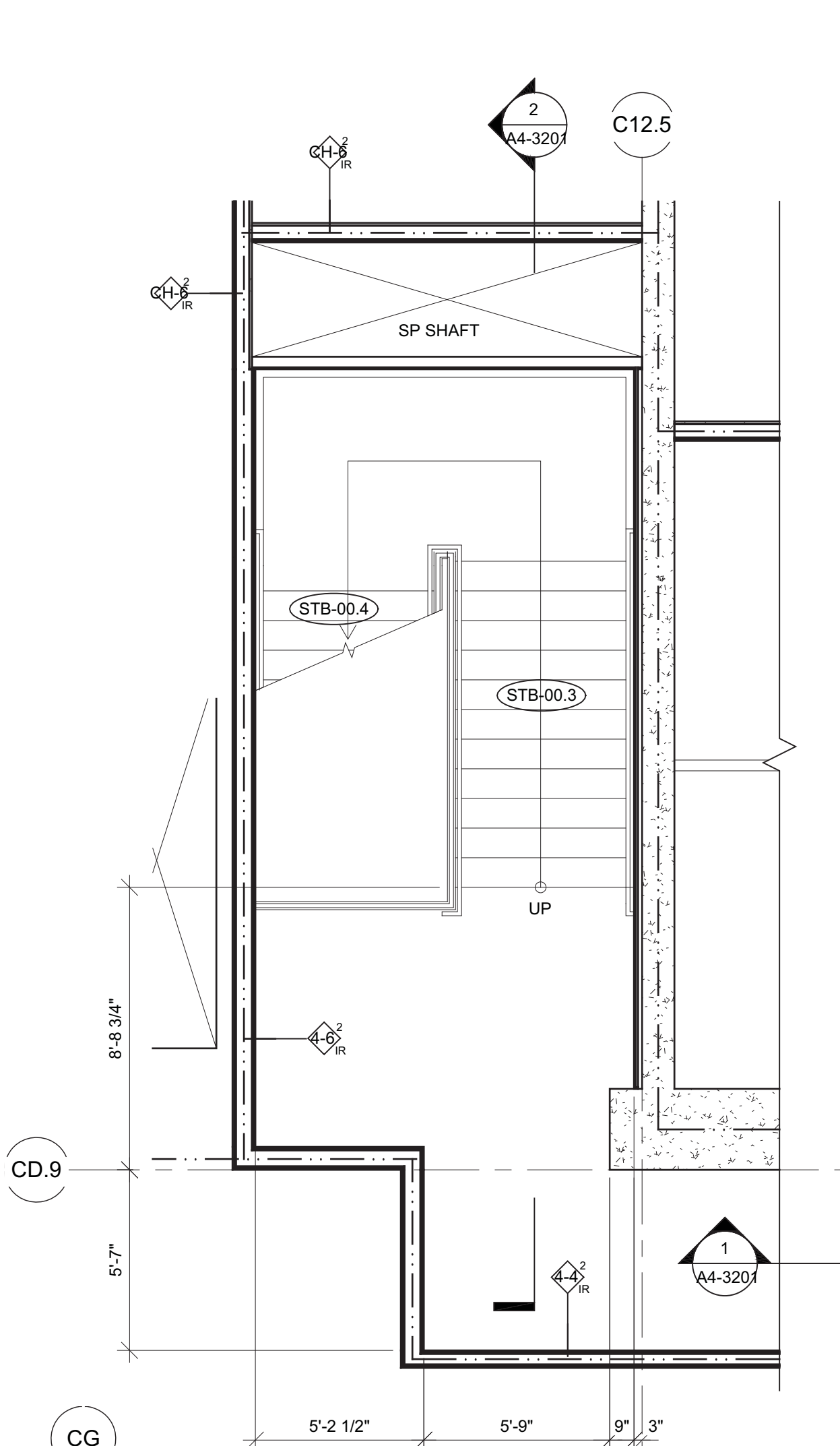
- SEE SPECS FOR CONVEYANCE EQUIPMENT SCHEDULE.
- SEE DRAWING A4-7001 FOR STAIR SCHEDULE AND STAIR COMPONENT TYPES.
- SEE DRAWING A6-1001 FOR PARTITION SCHEDULE AND SYMBOL DESCRIPTION.
- EGRESS STAIR DOORS EQUIPPED WITH AUTOMATIC FAIL SAFE SYSTEM FOR OPENING IN THE EVENT OF THE ACTIVATION OF ANY AUTOMATIC FIRE DETECTION SYSTEM OR WHEN ANY ELEVATOR RECALL IS ACTIVATED, OR WHEN ANY SIGNAL IS RECEIVED FROM THE FIRE COMMAND CENTER.
- EGRESS STAIRS EQUIPPED WITH STAIRWAY COMMUNICATION SYSTEM. SEE FA DRAWINGS FOR MORE INFORMATION.
- EGRESS STAIR ENCLOSURES ARE PRESSURIZED. SEE MECH DRAWINGS FOR MORE INFORMATION.
- EGRESS STAIR ENCLOSURES ARE CONSTRUCTED OF IMPACT RESISTANT MATERIALS. SEE PARTITION TYPES FOR MORE INFORMATION.



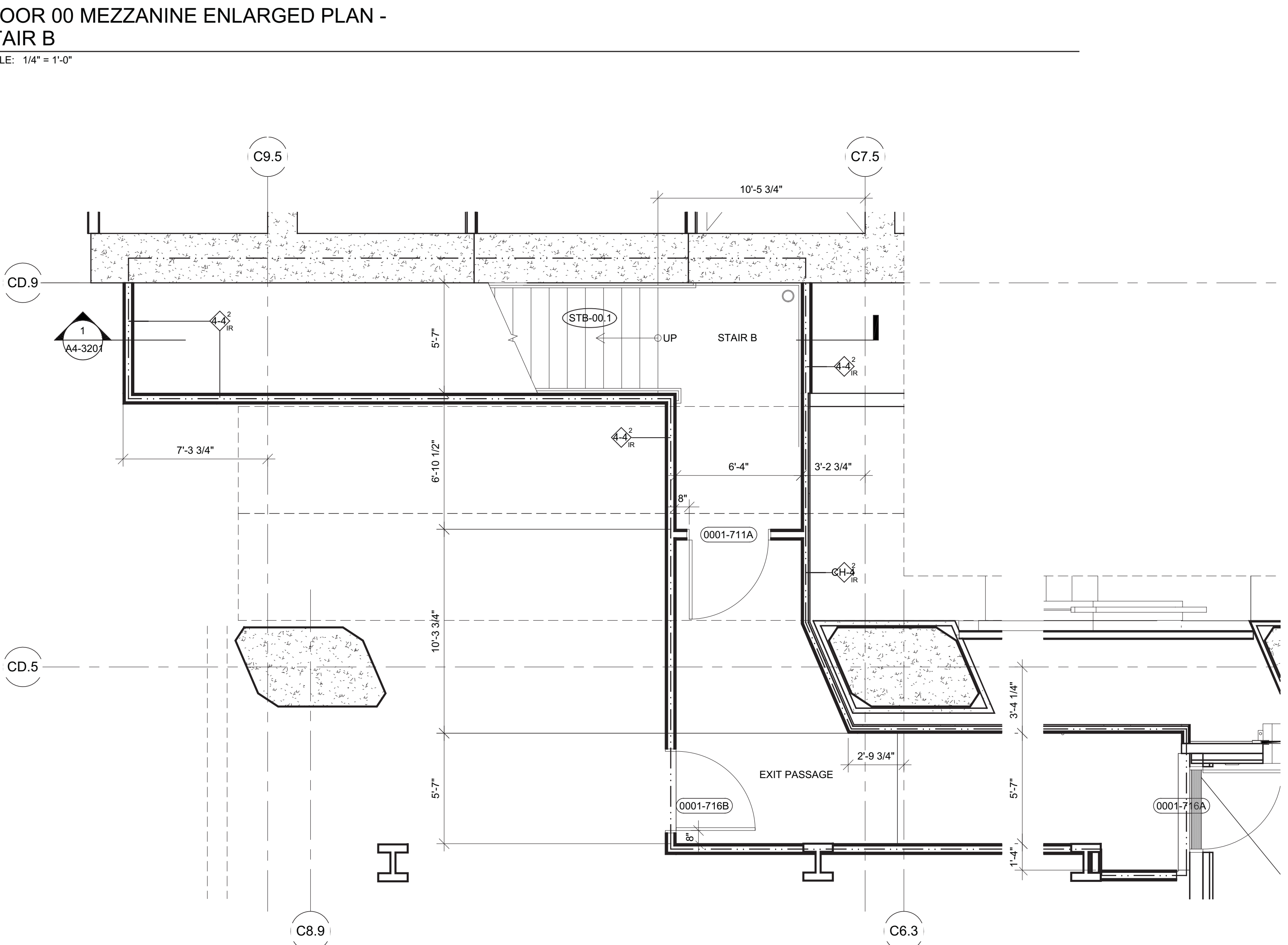
7 FLOOR 02 ENLARGED PLAN - STAIR B  
SCALE: 1/4\" = 1'-0"



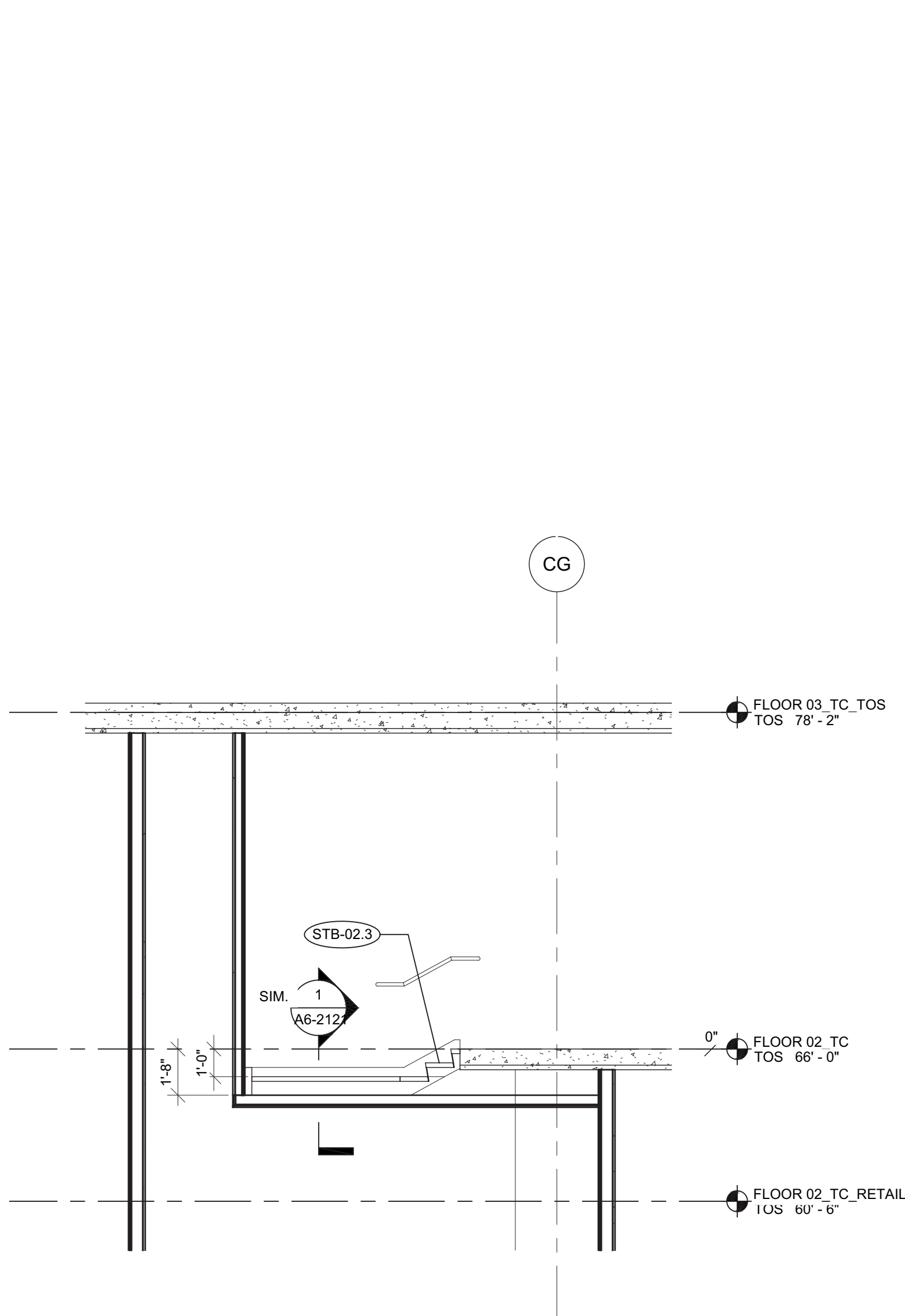
6 FLOOR 01 ENLARGED PLAN - STAIR B  
SCALE: 1/4\" = 1'-0"



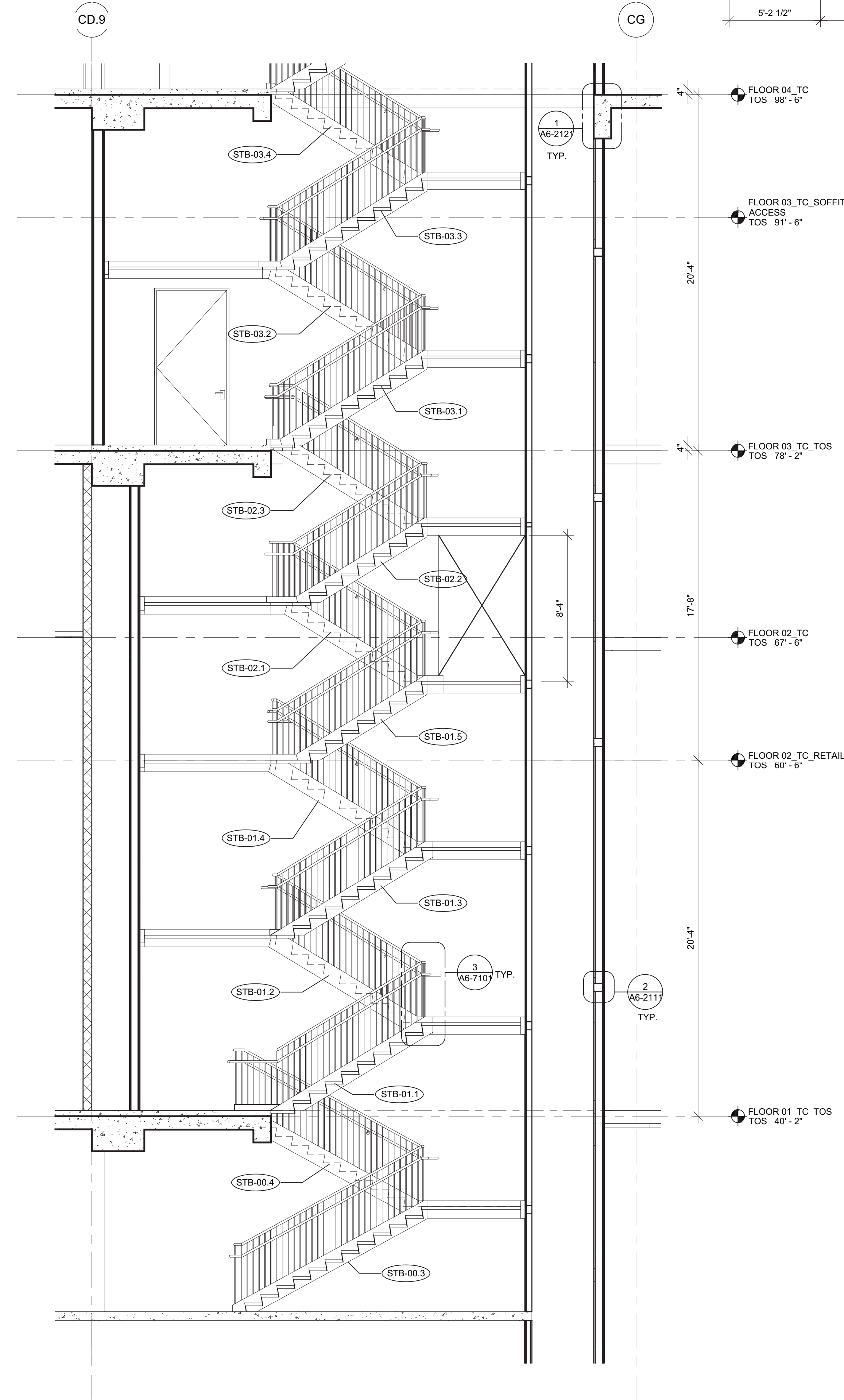
5 FLOOR 00 MEZZANINE ENLARGED PLAN - STAIR B  
SCALE: 1/4\" = 1'-0"



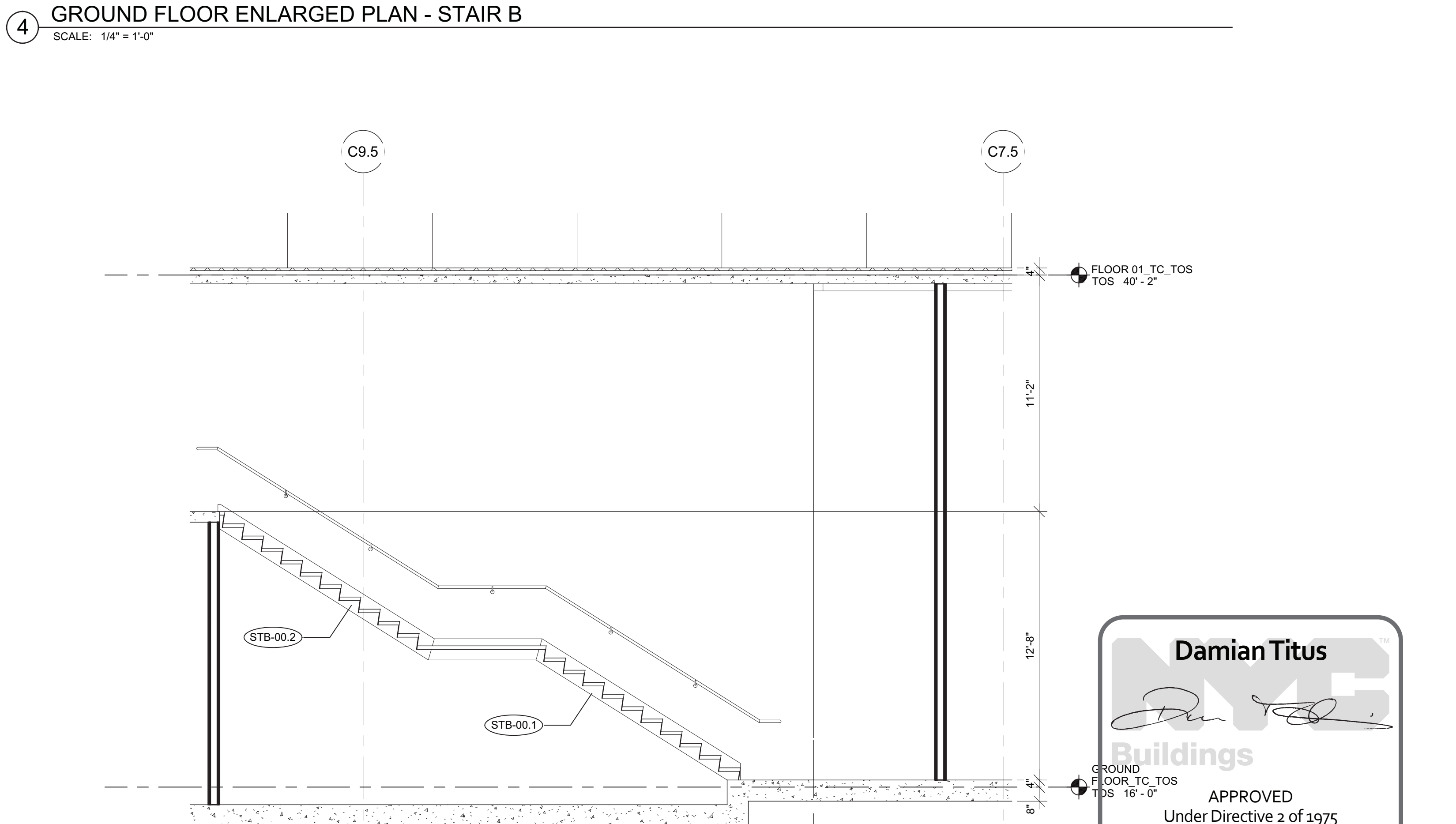
4 GROUND FLOOR ENLARGED PLAN - STAIR B  
SCALE: 1/4\" = 1'-0"



3 STAIR B - SECTION  
SCALE: 1/4\" = 1'-0"

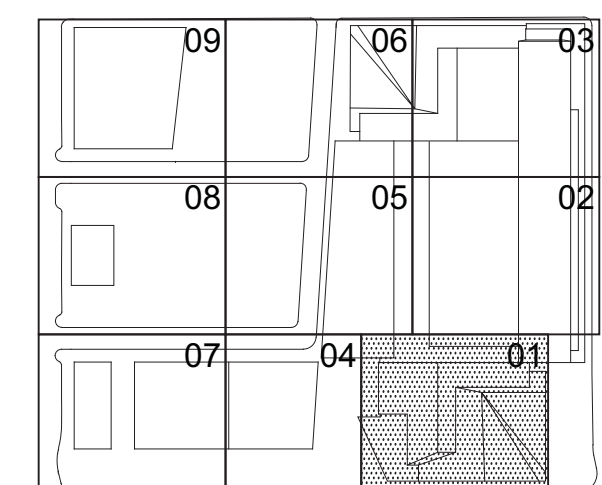


2 STAIR B - SECTION  
SCALE: 1/4\" = 1'-0"



1 STAIR B - SECTION  
SCALE: 1/4\" = 1'-0"

**Damian Titus**  
Buildings  
APPROVED  
Under Directive 2 of 1975  
Date/Time: Aug 15, 2013 - 10:18 AM  
NYC Development Hub



HYE-TC-A4-3201

ENLARGED PLANS & SECTIONS, STAIR B

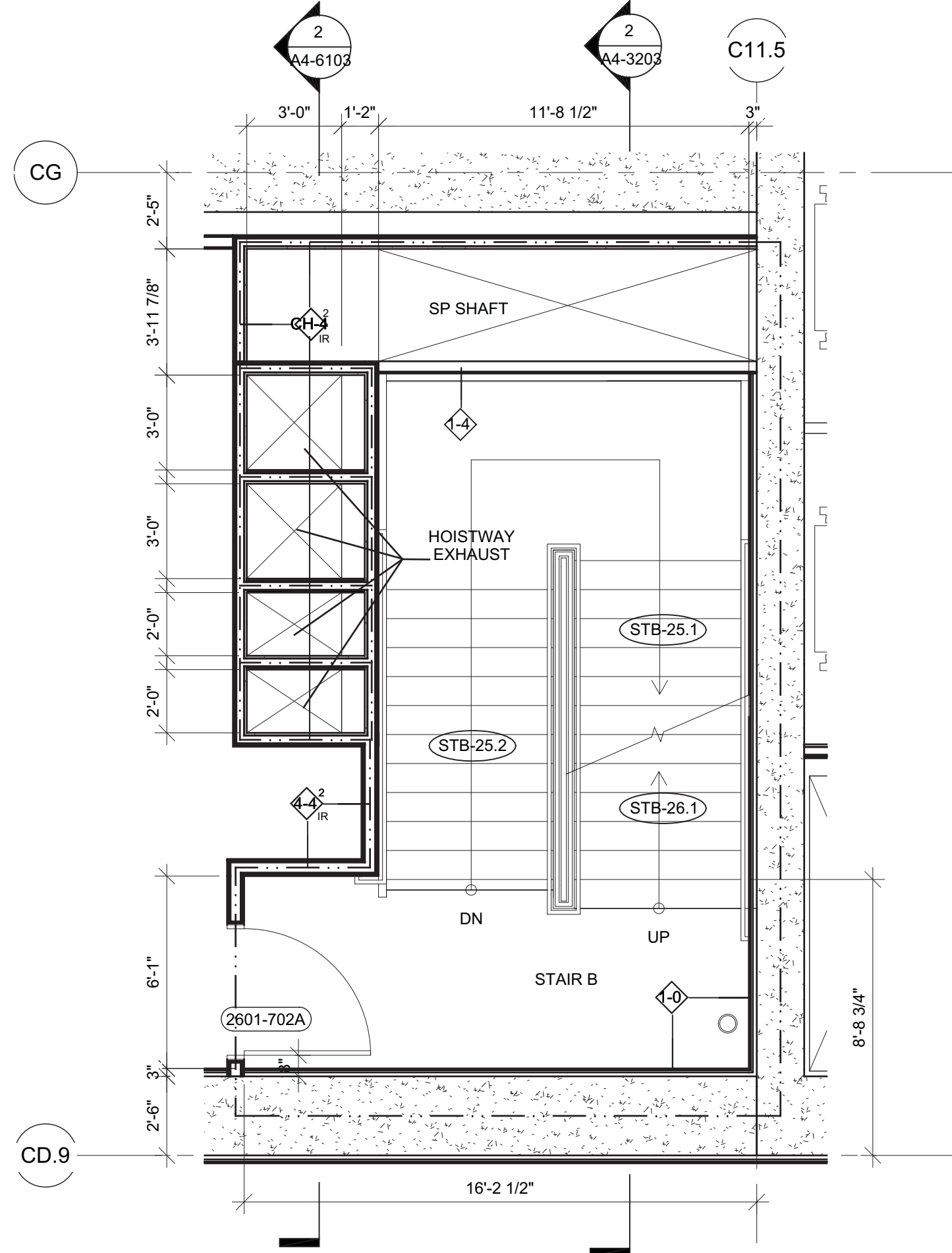
Drawing Number:  
A4-3201  
A4-3201 Drawing Number:  
A-410.00



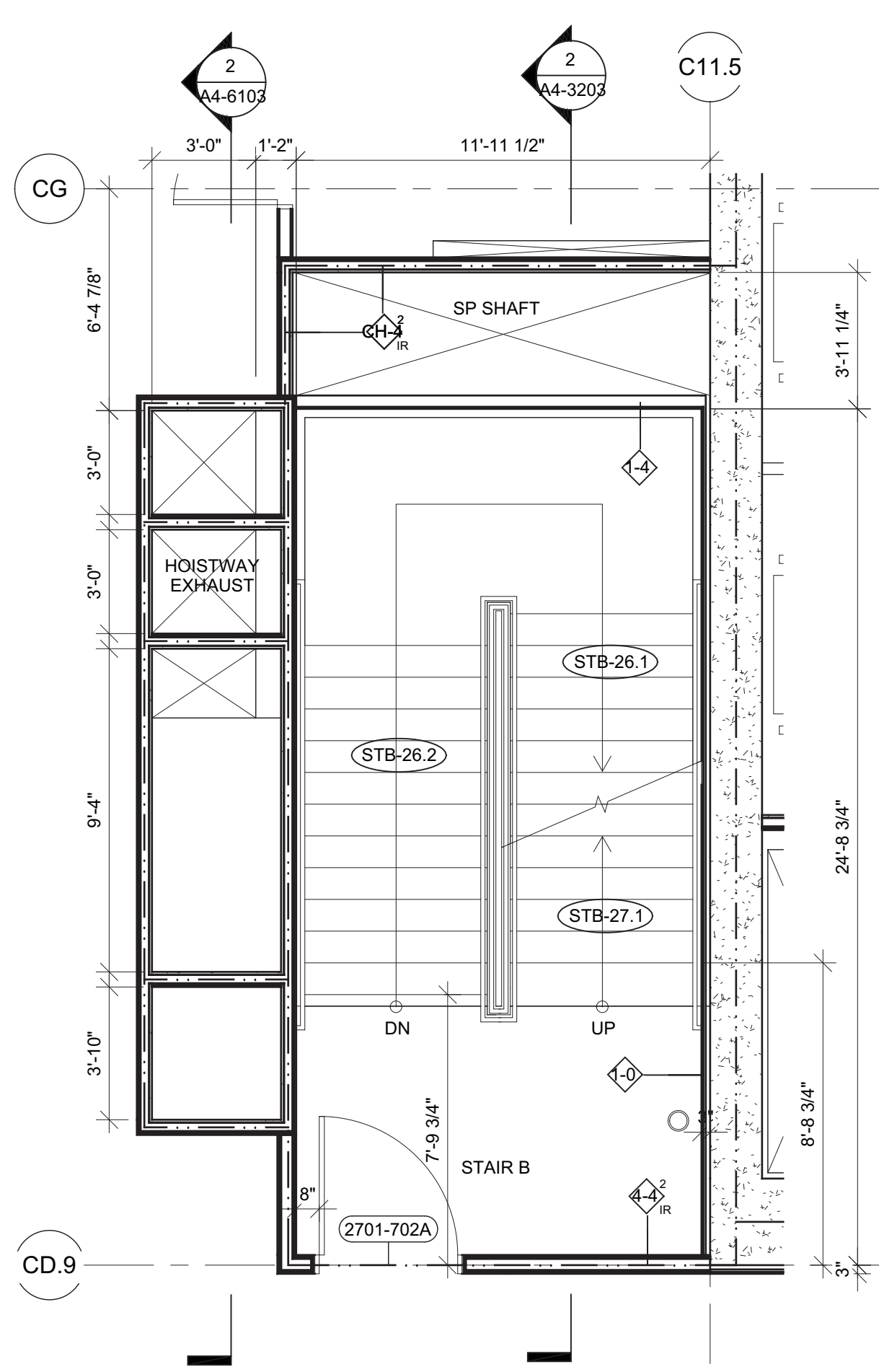




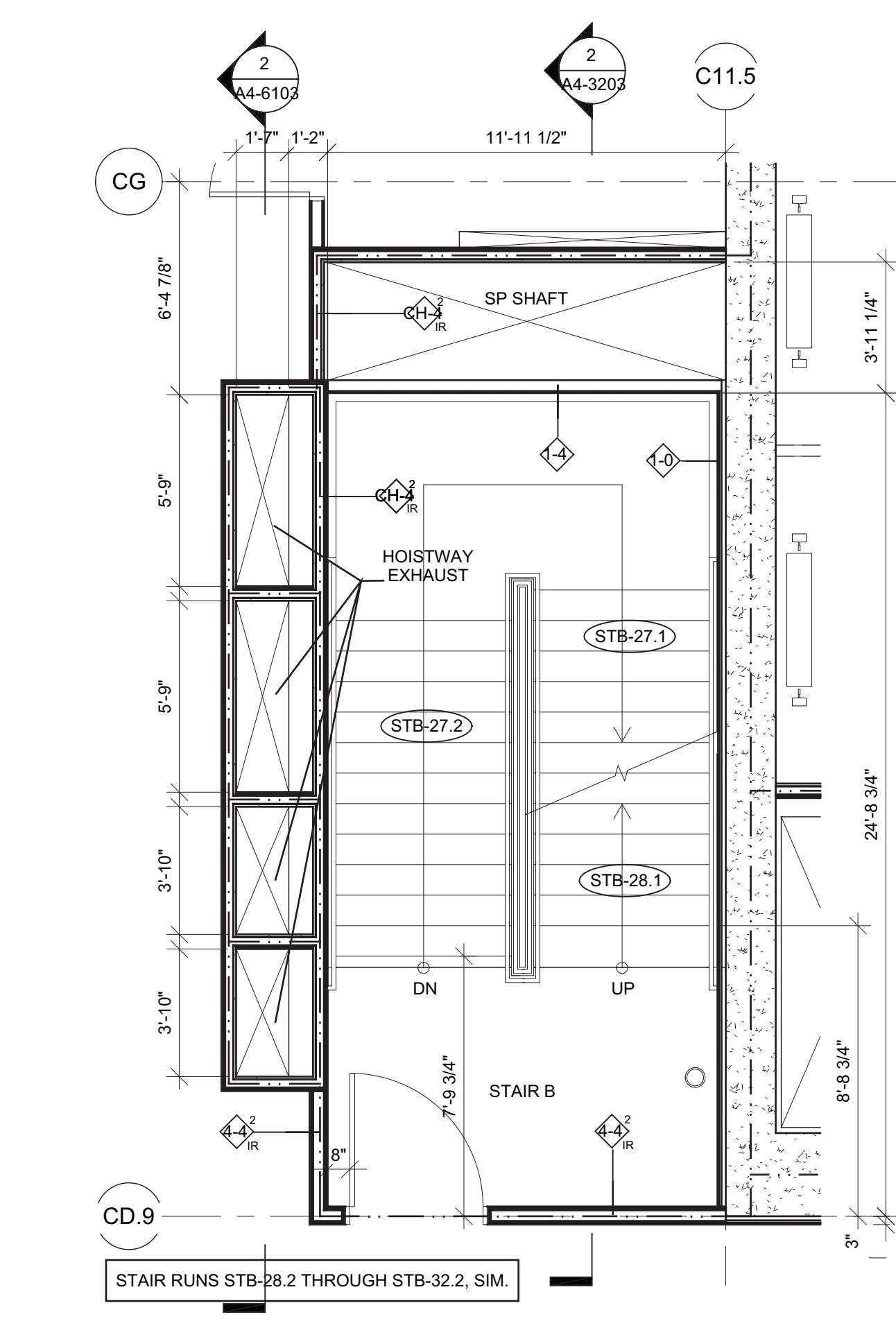
Filename: P:\Projects\1776\_VestSide\KardDrawings\CAD\Sheet\Code\_Permi\_Serv\Series\WTC-A4-3203.dwg Plotted by: Matt Gregory Plot Time: 5/20/2013 7:08 PM



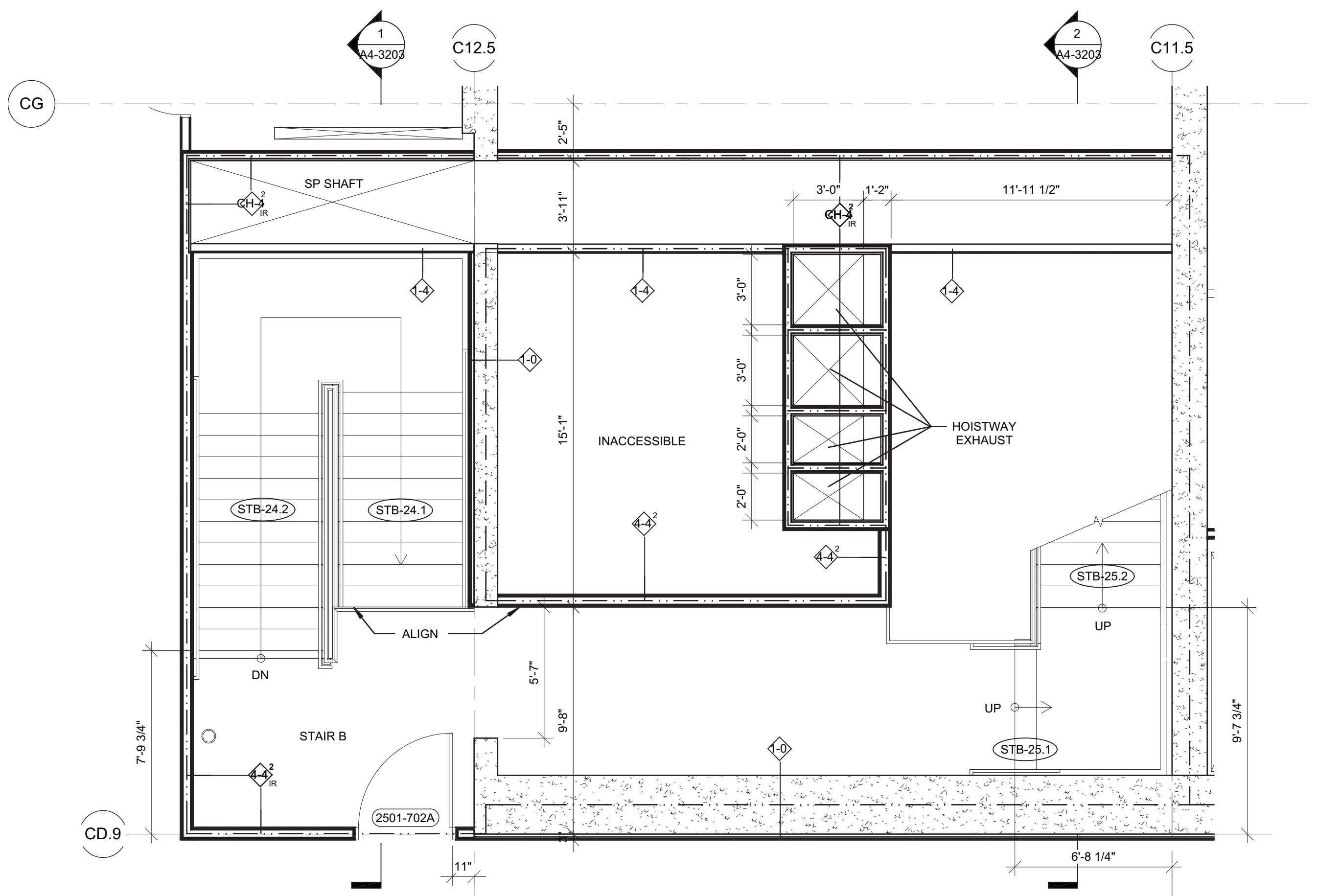
5 FLOOR 26 ENLARGED PLAN - STAIR B  
SCALE: 1/4" = 1'-0"



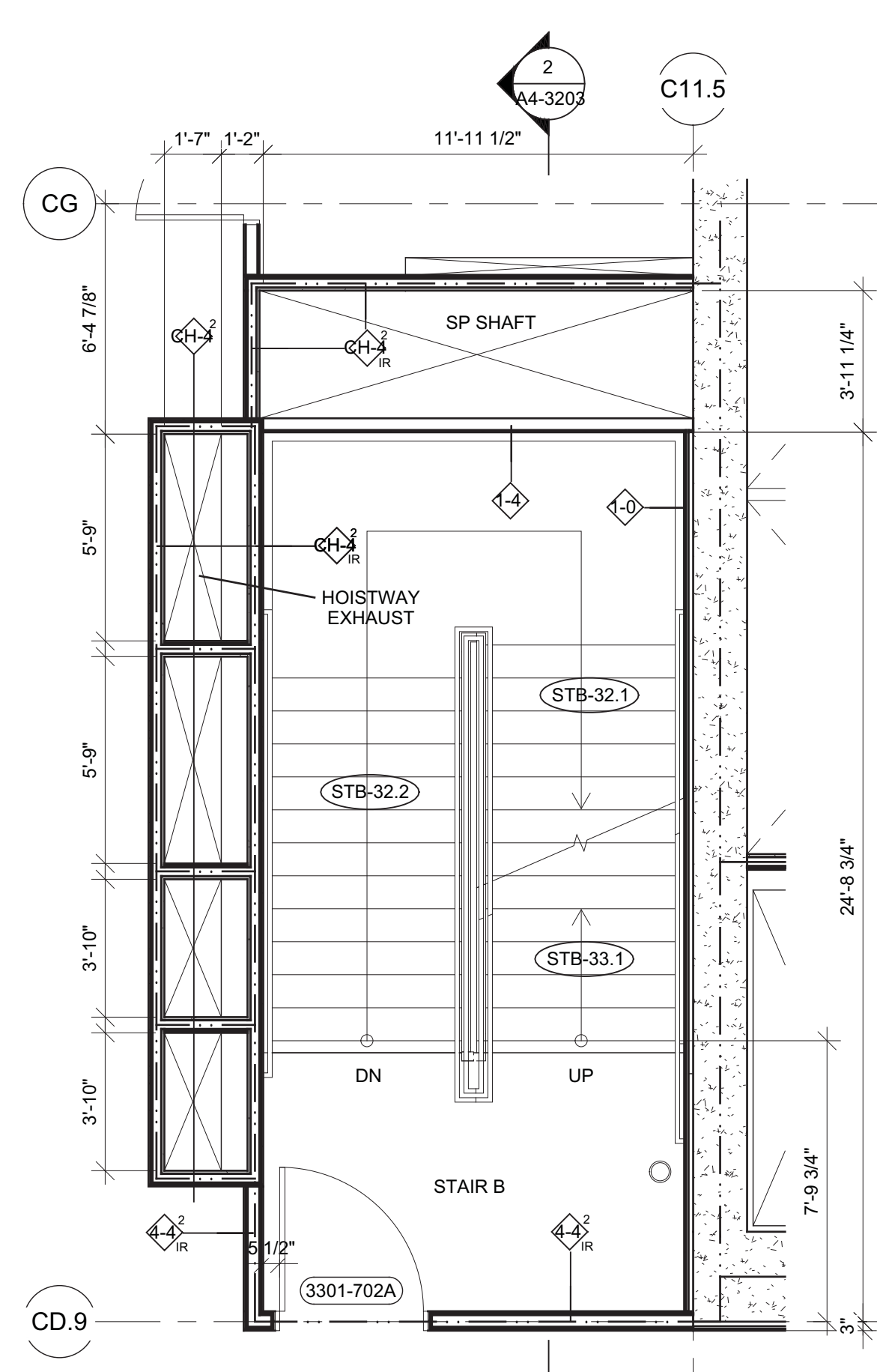
6 FLOORS 27 ENLARGED PLAN - STAIR B  
SCALE: 1/4" = 1'-0"



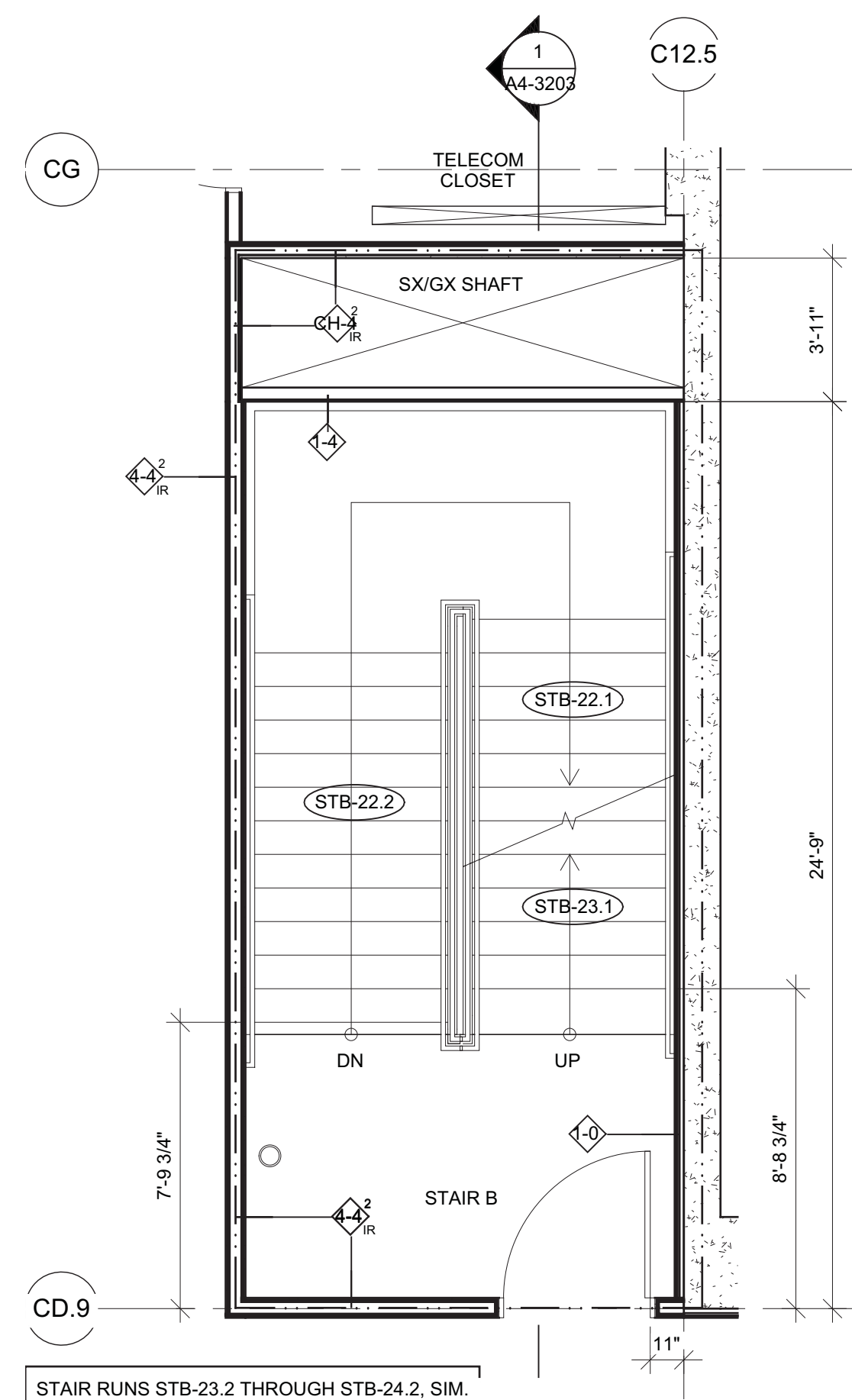
7 FLOORS 28-32 ENLARGED PLAN - STAIR B  
SCALE: 1/4" = 1'-0"



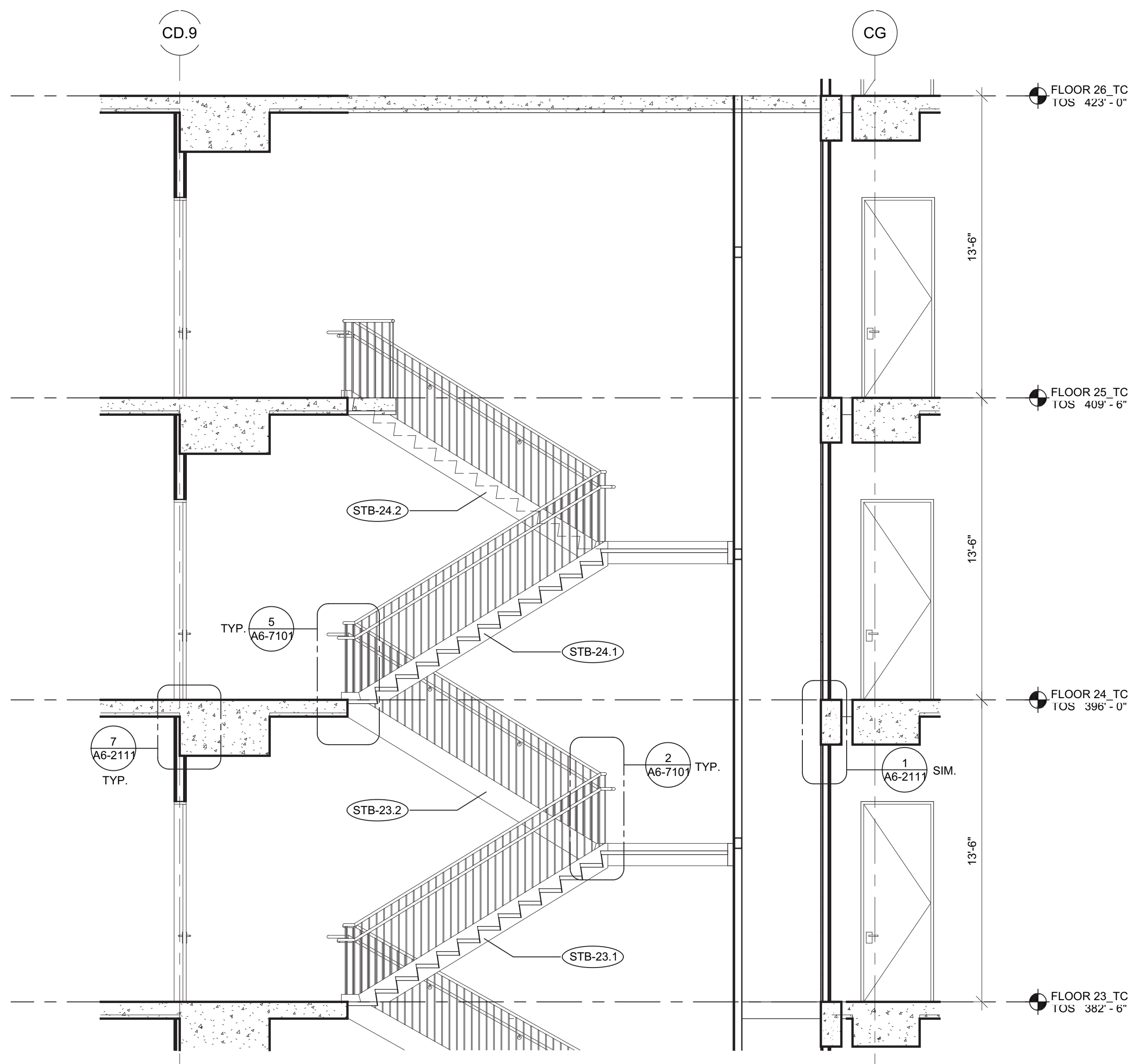
4 FLOOR 25 ENLARGED PLAN - STAIR B  
SCALE: 1/4" = 1'-0"



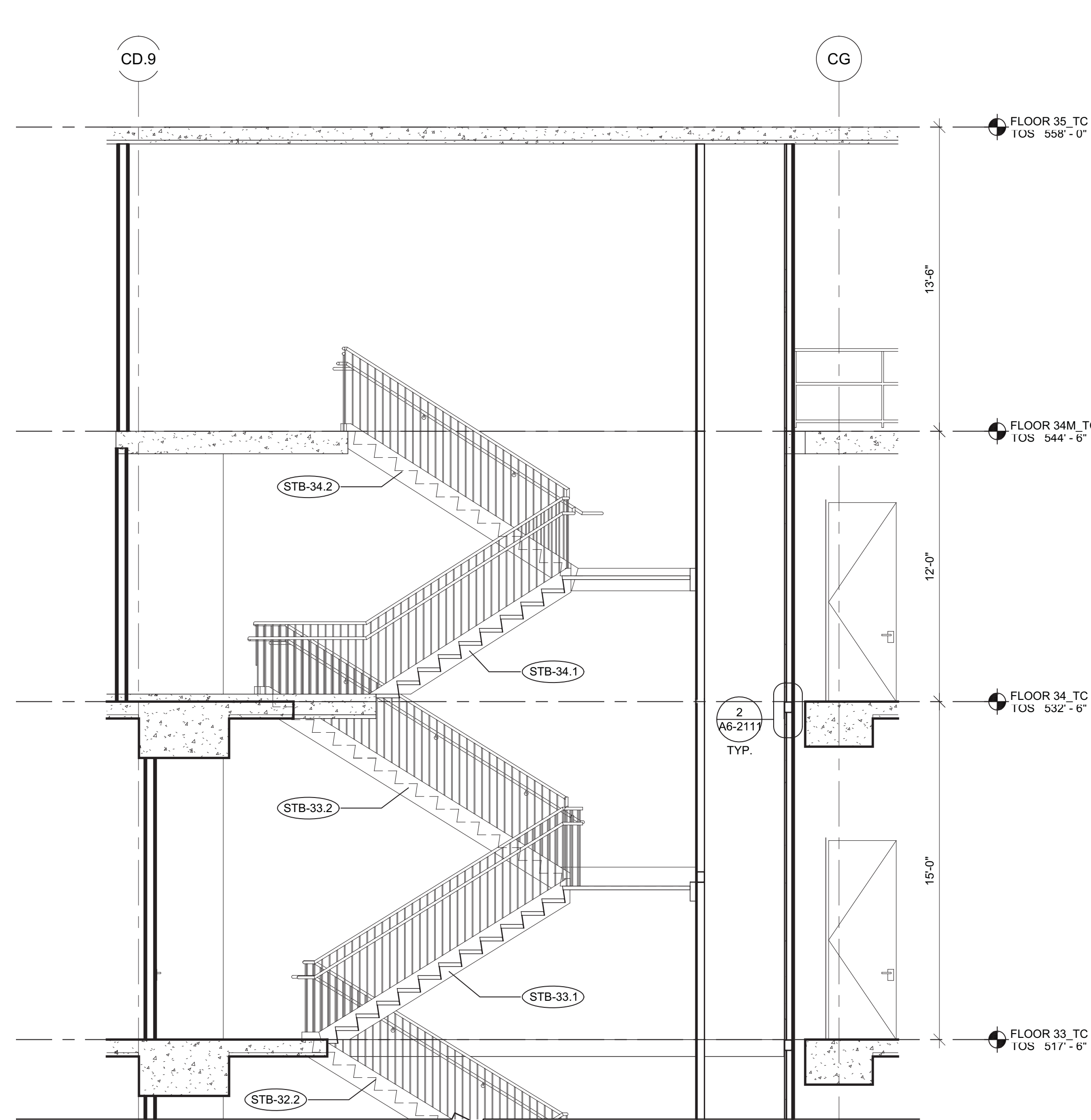
8 FLOORS 33 ENLARGED PLAN - STAIR B  
SCALE: 1/4" = 1'-0"



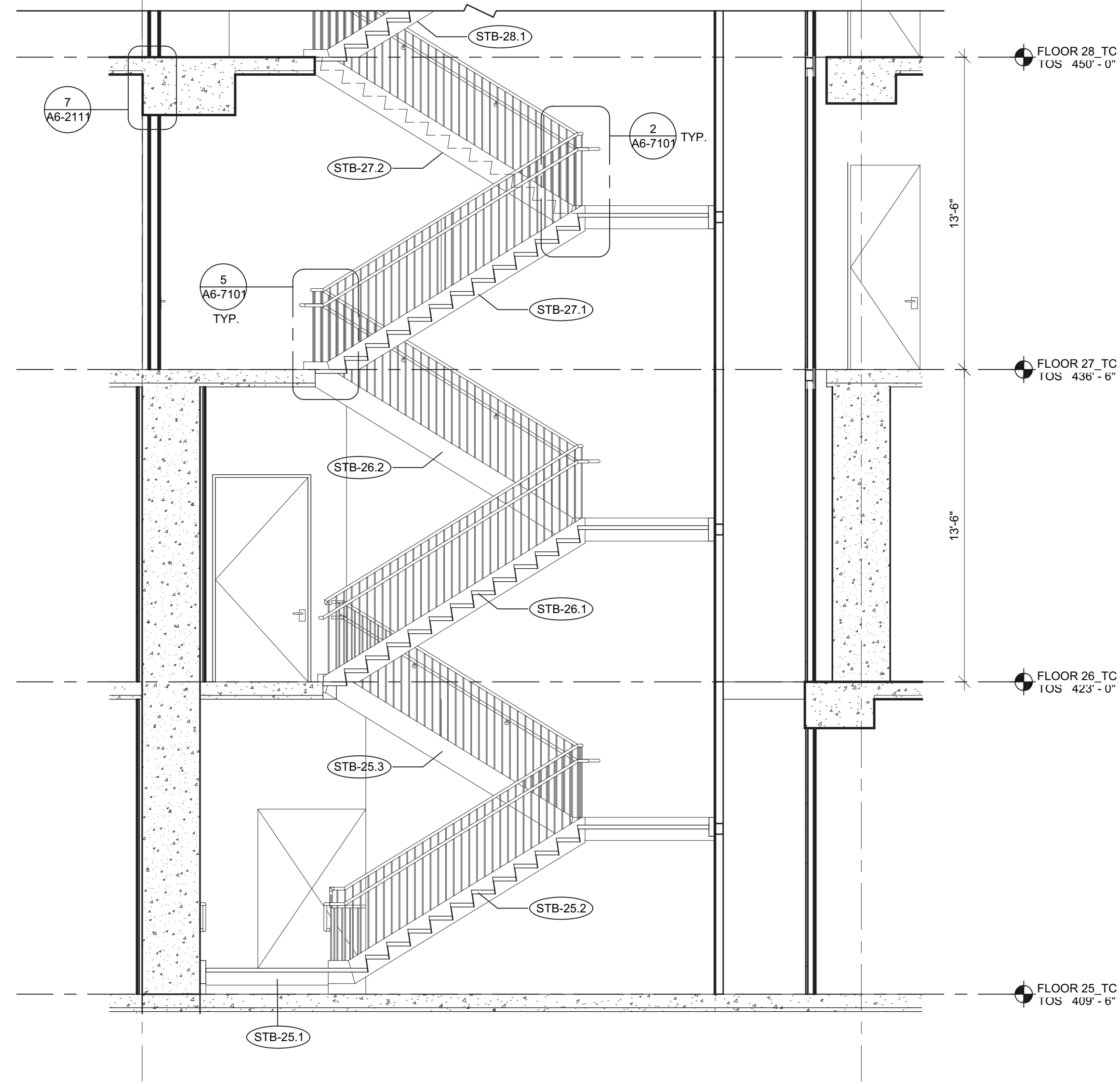
3 FLOOR 23-24 ENLARGED PLAN - STAIR B  
SCALE: 1/4" = 1'-0"



1 STAIR B - SECTION  
SCALE: 1/4" = 1'-0"



2 STAIR B - SECTION  
SCALE: 1/4" = 1'-0"



A4-SERIES GENERAL NOTES  
G1. SEE SPECS FOR CONVEYANCE EQUIPMENT SCHEDULE.  
G2. SEE DRAWING A4-7001 FOR STAIR SCHEDULE AND STAIR COMPONENT TYPES.  
G3. SEE DRAWING A6-1001 FOR PARTITION SCHEDULE AND STAIR COMPONENT TYPES.  
G4. EGRESS STAIR DOORS EQUIPPED WITH AUTOMATIC FAIL-SAFE SYSTEM FOR OPENING IN THE EVENT OF THE ACTIVATION OF ANY AUTOMATIC FIRE DETECTION SYSTEM, OR WHEN ANY ELEVATOR RECALL IS ACTIVATED, OR WHEN ANY SIGNAL IS RECEIVED FROM THE FIRE COMMAND CENTER.  
G5. EGRESS STAIRS EQUIPPED WITH STAIRWAY COMMUNICATION SYSTEM. SEE FA DRAWINGS FOR MORE INFORMATION.  
G6. EGRESS STAIR ENCLOSURES ARE PRESSURIZED. SEE MECH DRAWINGS FOR MORE INFORMATION.  
G7. EGRESS STAIR ENCLOSURES ARE CONSTRUCTED OF IMPACT RESISTANT MATERIALS. SEE PARTITION TYPES FOR MORE INFORMATION.

APPROVED  
Damian Titus  
REGISTERED ARCHITECT  
STATE OF NEW YORK  
1776.10  
03/22/2013  
Date/Time: Aug 15, 2013 - 10:18 AM  
NYC Development Hub

## HUDSON YARDS - TOWER C

Address  
501 WEST 30TH STREET  
NEW YORK, NY



Client  
Related Companies  
60 Columbus Circle  
New York, NY 10023  
Tel: 212.801.1000 Fax: 212.801.1048

Oxford Properties Group  
320 Park Avenue, 17th Floor  
New York, NY 10022  
Tel: 212.966.7514 Fax: 212.986.7510

Construction Manager  
Tishman Construction Corporation  
100 Park Avenue, 5th Floor  
New York, NY 10017  
Tel: 212.708.5000

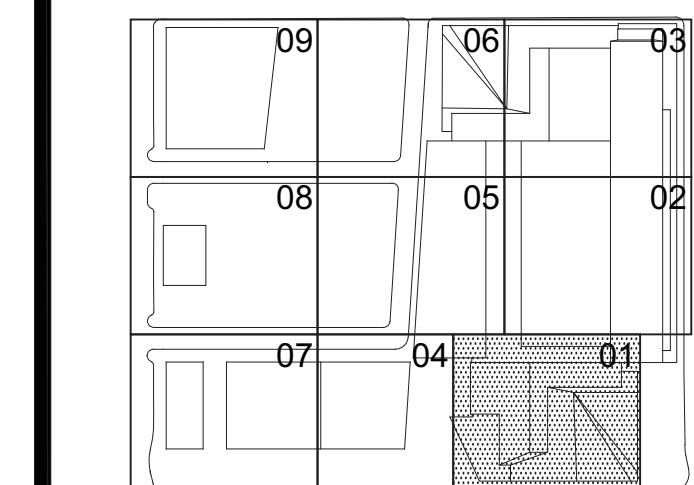
Architect  
Kohn Pedersen Fox Associates PC  
Architects & Planning Consultants  
11 West 42nd Street  
New York, NY 10036  
Tel: 212.977.6500 Fax: 212.956.2526

Structural Engineer  
Thornton Tomasetti, Inc.  
51 Madison Avenue  
New York, NY 10010  
Tel: 917.661.7800 Fax: 917.661.7801

Mechanical, Electrical, Plumbing, Fire Protection  
Jaros Baum & Bolles Consulting Engineers  
80 Pine Street  
New York, NY 10013  
Tel: 212.530.9300 Fax: 212.269.5894

1 D.O.B. BUILDING PERMIT FILING 03/22/2013  
Date/Time: Aug 15, 2013 - 10:18 AM

Any Print



Date/Time: Aug 15, 2013 - 10:18 AM  
1776.10  
03/22/2013  
Date/Time: Aug 15, 2013 - 10:18 AM  
NYC Development Hub

## ENLARGED PLANS & SECTIONS, STAIR B

Drawing Number  
A4-3203

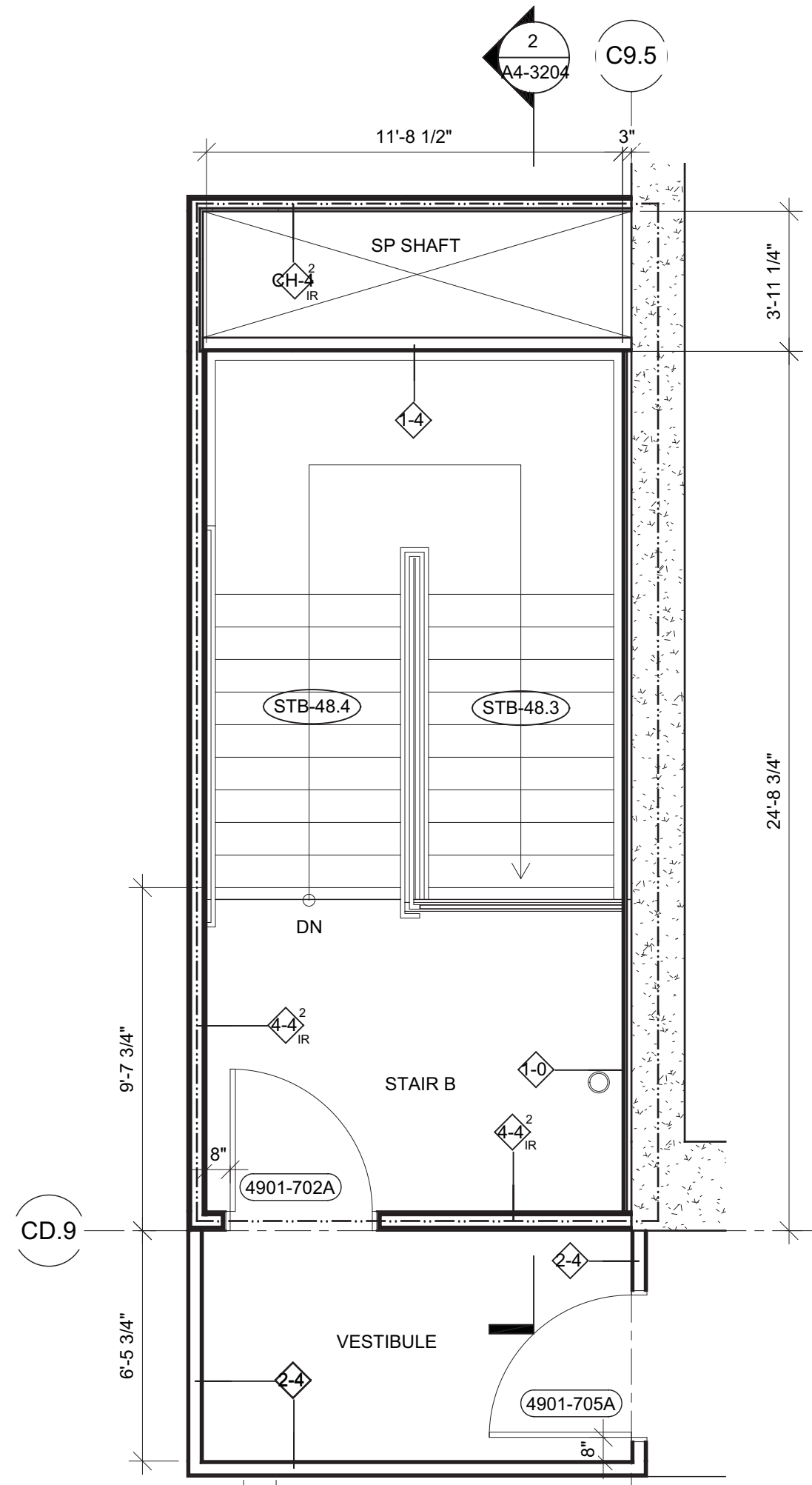
Project Name  
A4-3203

Sheet Number  
A-412.00

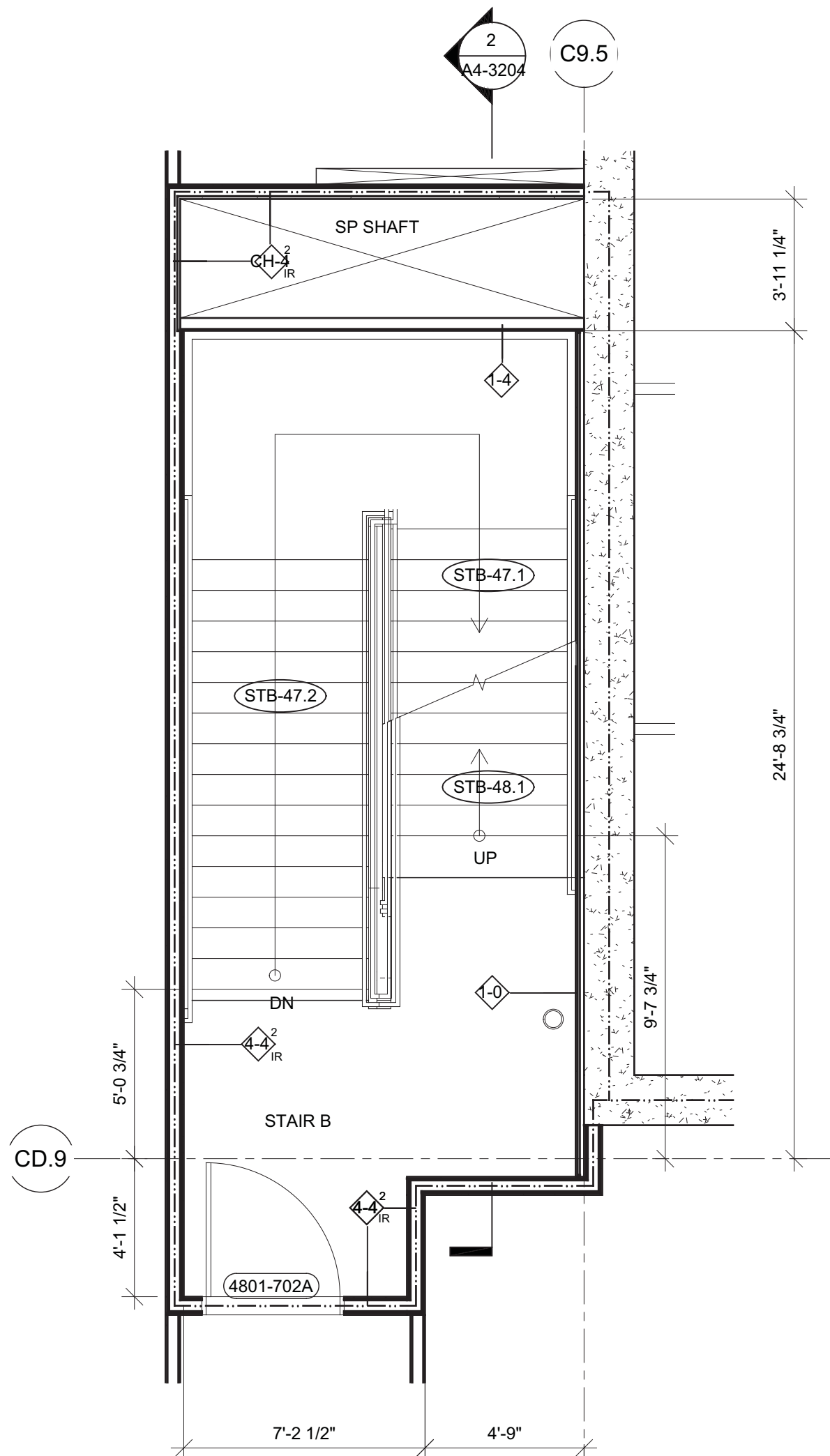
SHEET 193 OF 239



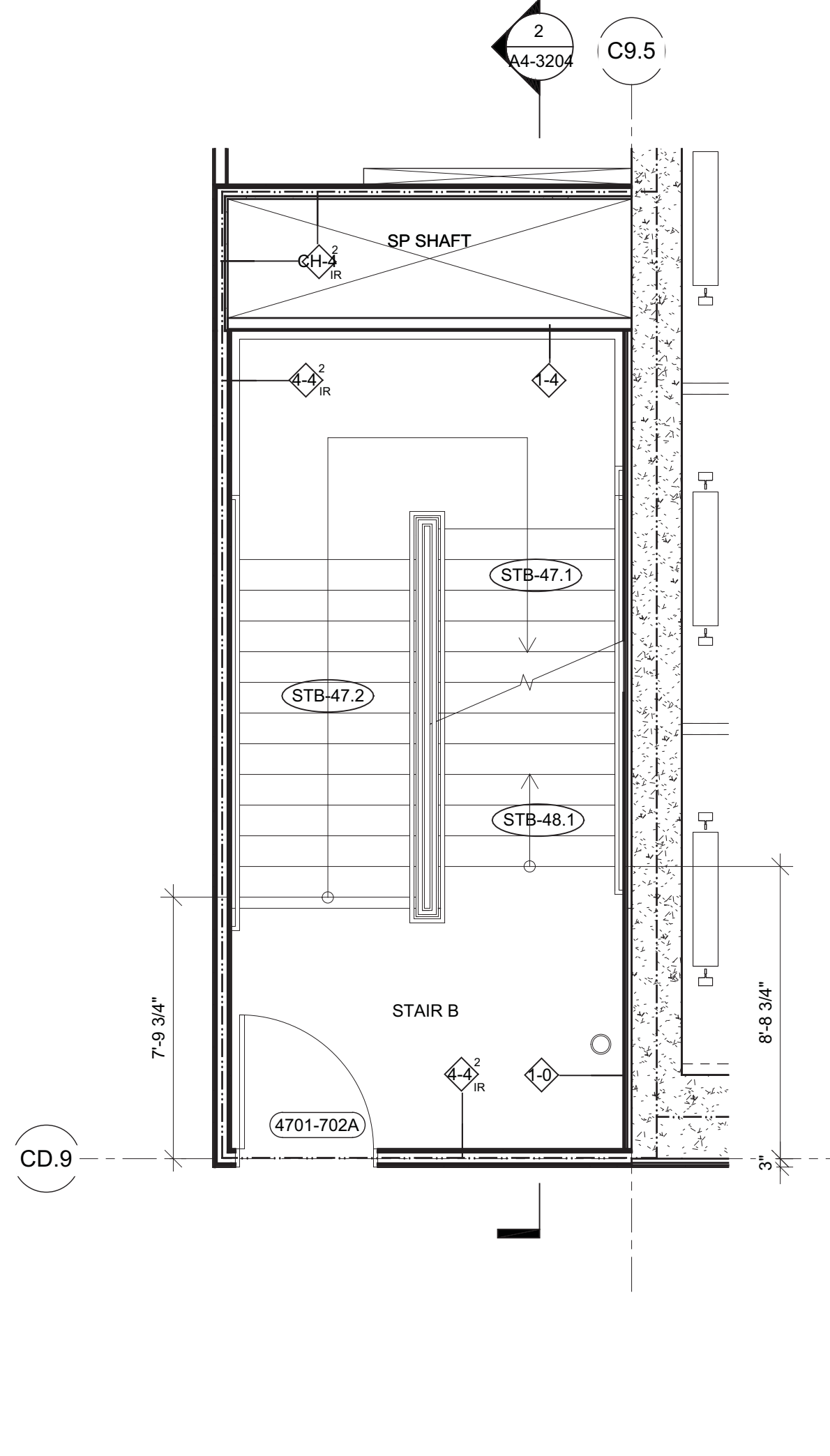
Filename: P:\Projects\1776\_VestStair\Drawings\CAD\Sheet\TC04-A4-3204.dwg Plotted by: Matt Gregory Plot Time: 5/22/2013 7:41 PM



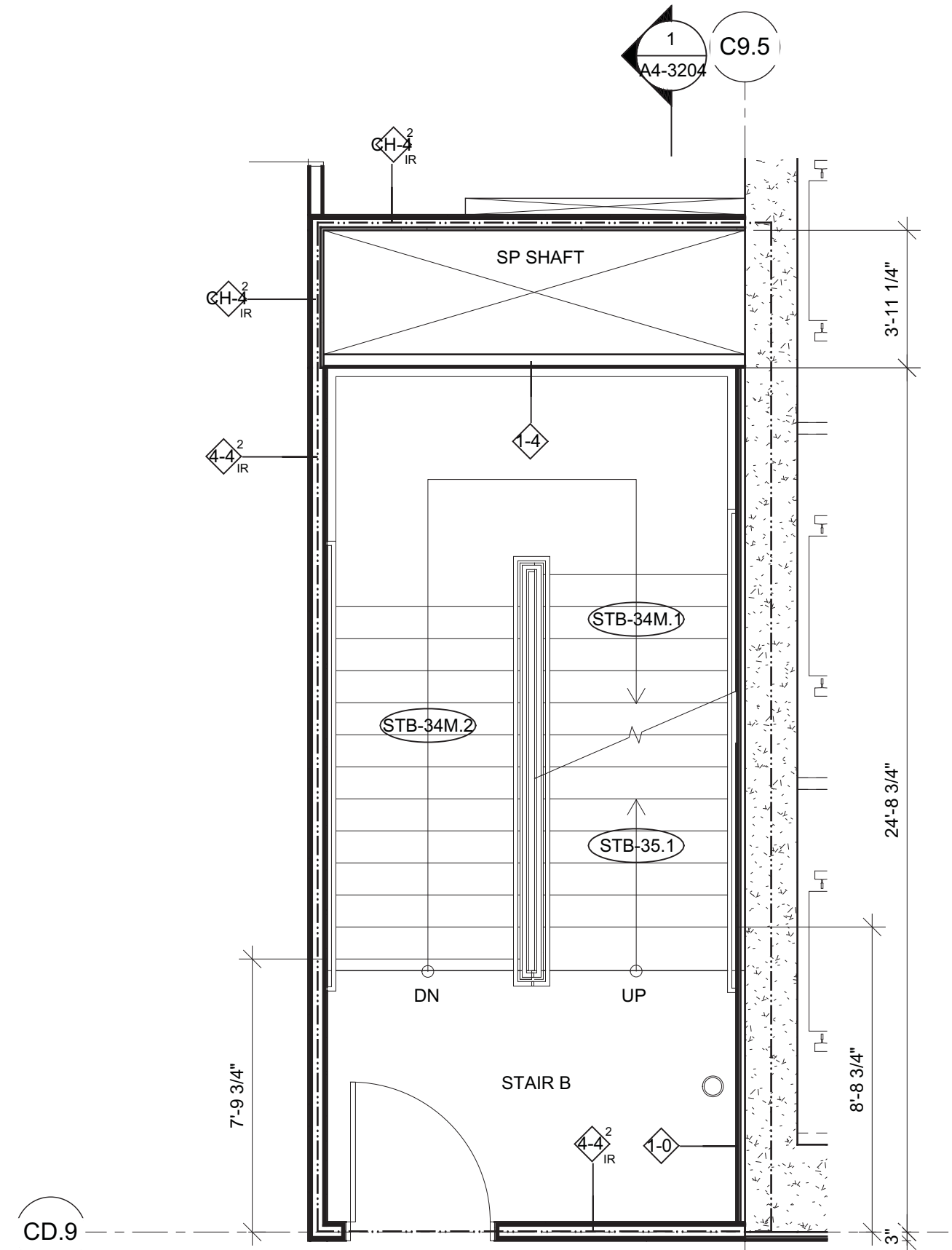
8 FLOOR 49 ENLARGED PLAN - STAIR B  
SCALE: 1/4" = 1'-0"



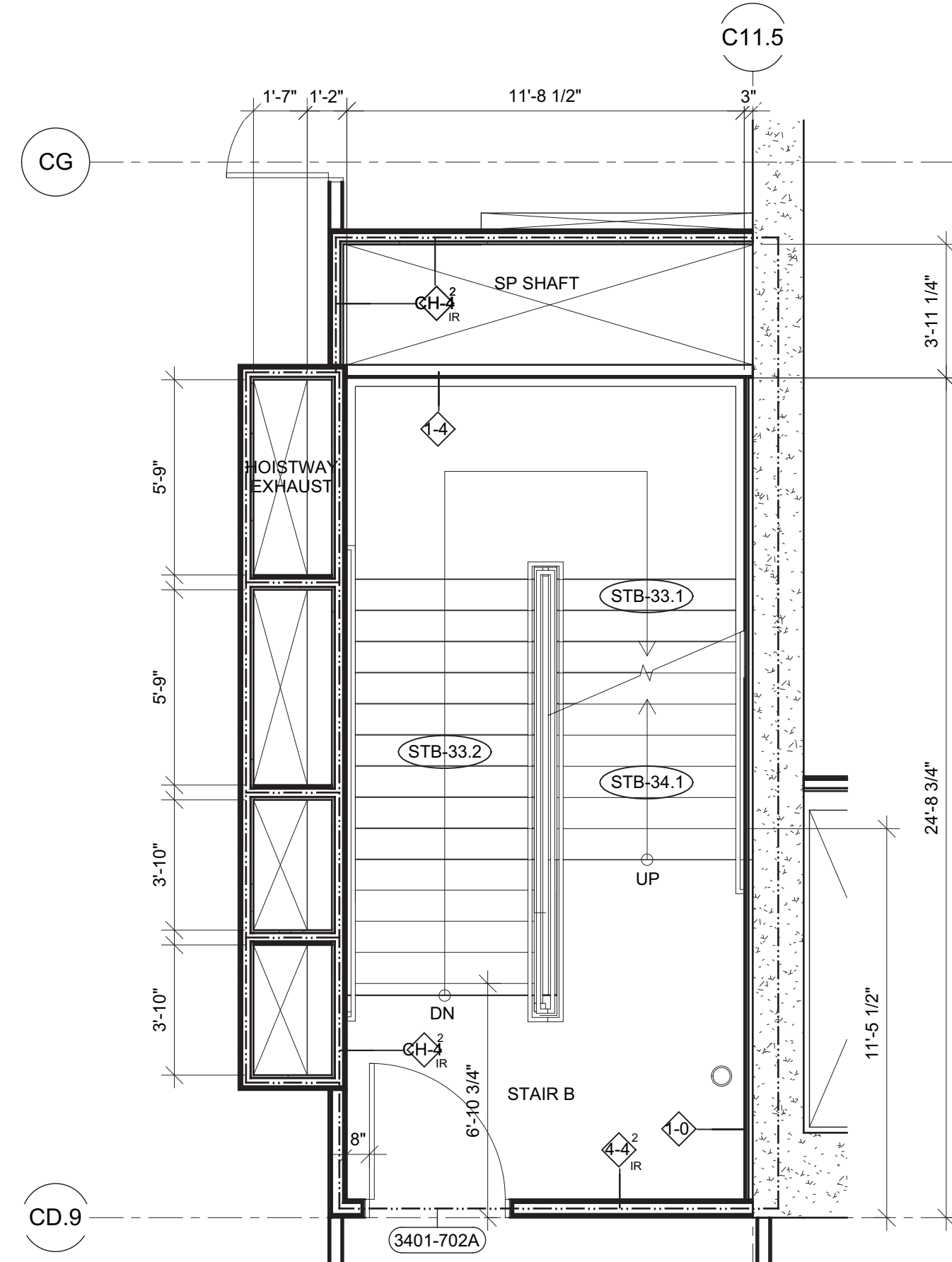
7 FLOOR 48 ENLARGED PLAN - STAIR B  
SCALE: 1/4" = 1'-0"



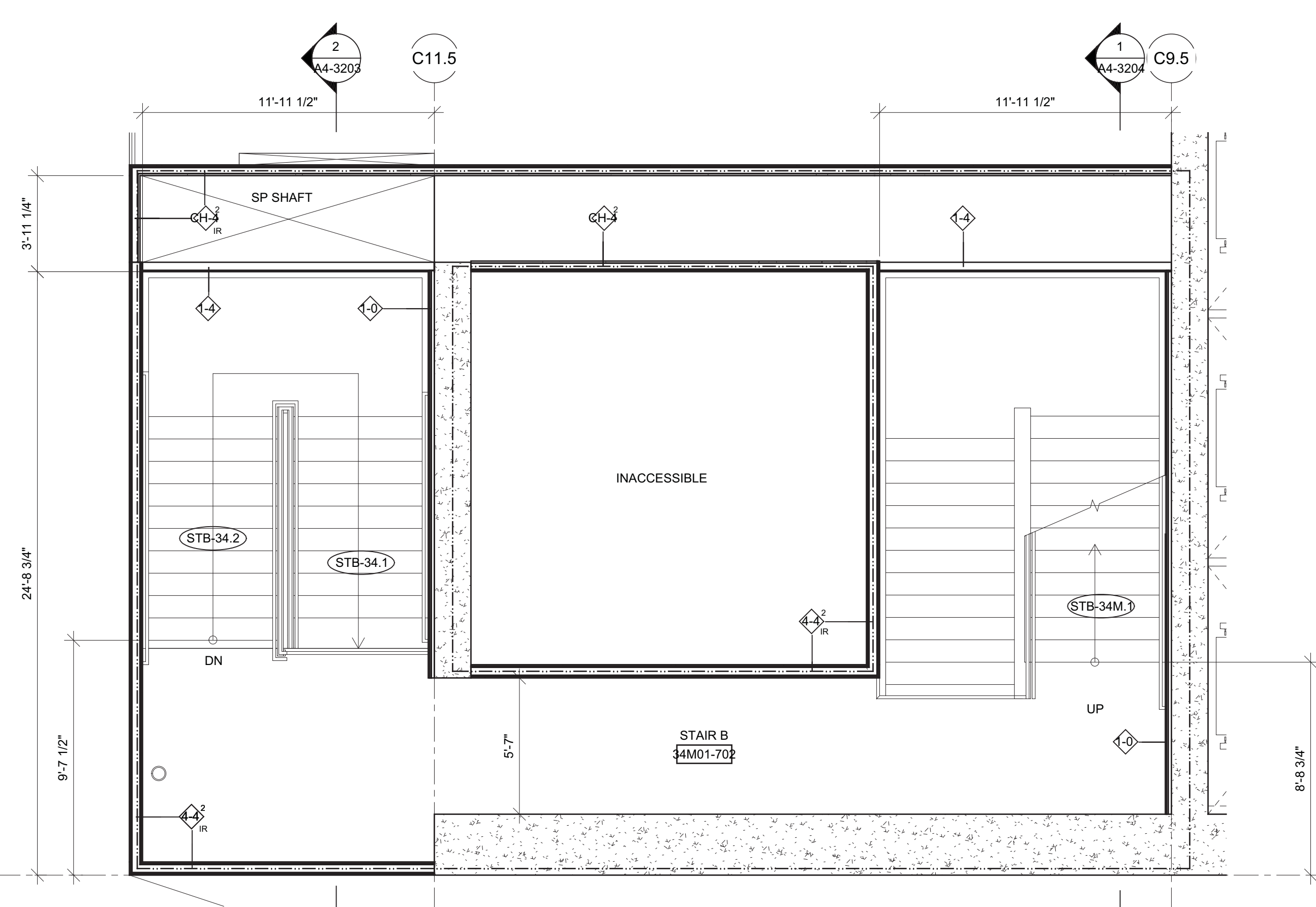
6 FLOOR 47 ENLARGED PLAN - STAIR B  
SCALE: 1/4" = 1'-0"



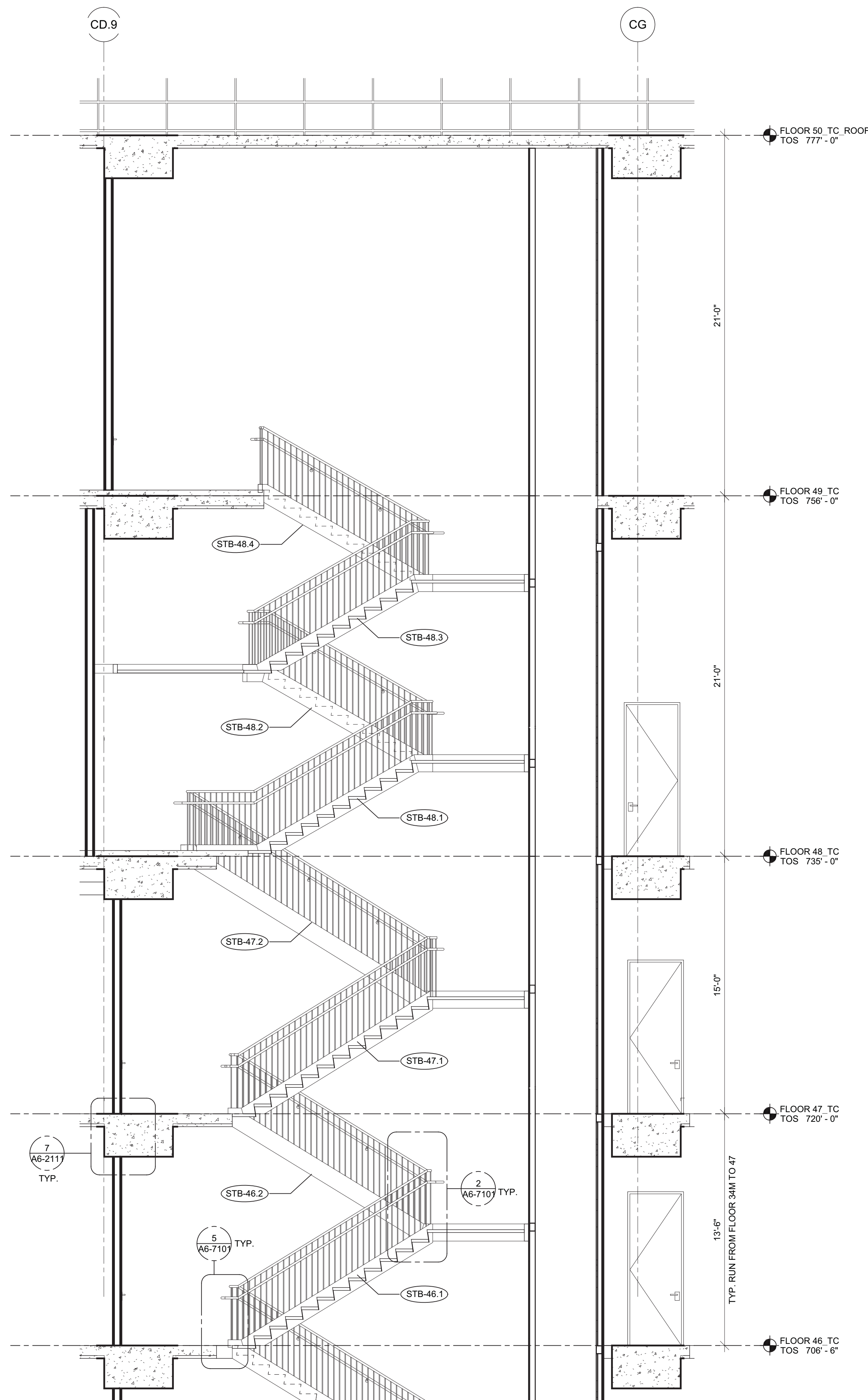
5 FLOOR 35-46 ENLARGED PLAN - STAIR B  
SCALE: 1/4" = 1'-0"



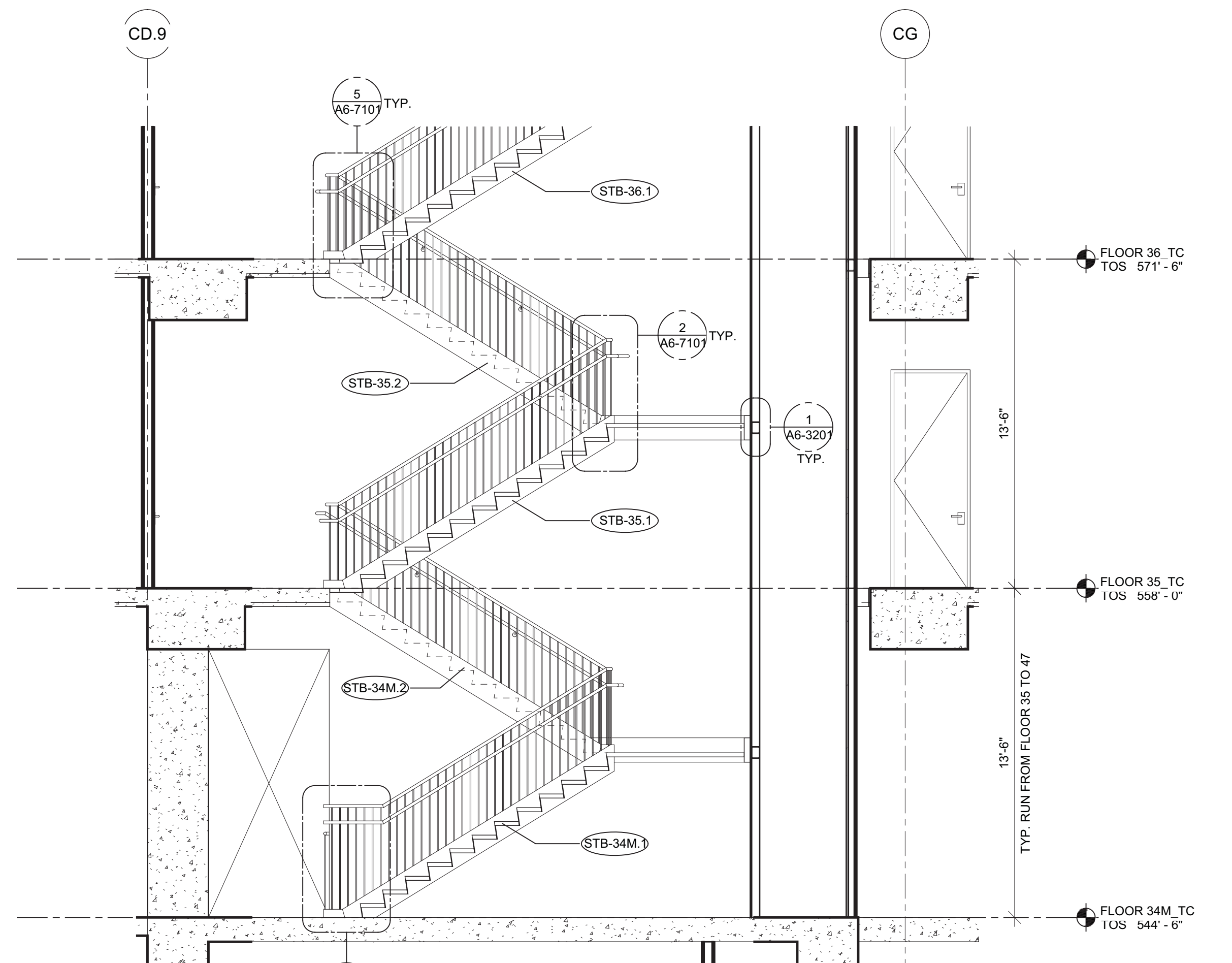
3 FLOOR 34 ENLARGED PLAN - STAIR B  
SCALE: 1/4" = 1'-0"



4 FLOOR 34M ENLARGED PLAN - STAIR B  
SCALE: 1/4" = 1'-0"



2 STAIR B - SECTION  
SCALE: 1/4" = 1'-0"



1 STAIR B - SECTION  
SCALE: 1/4" = 1'-0"

- A4-SERIES GENERAL NOTES
- SEE SPECS FOR CONVEYANCE EQUIPMENT SCHEDULE.
  - SEE DRAWING A4-7001 FOR STAIR SCHEDULE AND STAIR COMPONENT TYPES.
  - SEE DRAWING A6-1001 FOR PARTITION SCHEDULE AND SYMBOL DESCRIPTION.
  - EGRESS STAIR DOORS EQUIPPED WITH AUTOMATIC FAIL SAFE SYSTEM FOR OPENING IN THE EVENT OF THE ACTIVATION OF ANY AUTOMATIC FIRE DETECTION SYSTEM, OR WHEN ANY ELEVATOR RECALL IS ACTIVATED, OR WHEN ANY SIGNAL IS RECEIVED FROM THE FIRE COMMAND CENTER.
  - EGRESS STAIRS EQUIPPED WITH STAIRWAY COMMUNICATION SYSTEM. SEE FA DRAWINGS FOR MORE INFORMATION.
  - EGRESS STAIR ENCLOSURES ARE PRESSURIZED. SEE MECH DRAWINGS FOR MORE INFORMATION.
  - EGRESS STAIR ENCLOSURES ARE CONSTRUCTED OF IMPACT RESISTANT MATERIALS. SEE PARTITION TYPES FOR MORE INFORMATION.

**HUDSON YARDS - TOWER C**

Address  
501 WEST 30TH STREET  
NEW YORK, NY

**Client**  
Related Companies  
60 Columbus Circle  
New York, NY 10023  
Tel: 212.801.1000 Fax: 212.801.1048

**Oxford Properties Group**  
320 Park Avenue, 17th Floor  
New York, NY 10022  
Tel: 212.986.7514 Fax: 212.986.7510

**Construction Manager**  
Fishman Construction Corporation  
100 Park Avenue, 5th Floor  
New York, NY 10017  
Tel: 212.708.5000

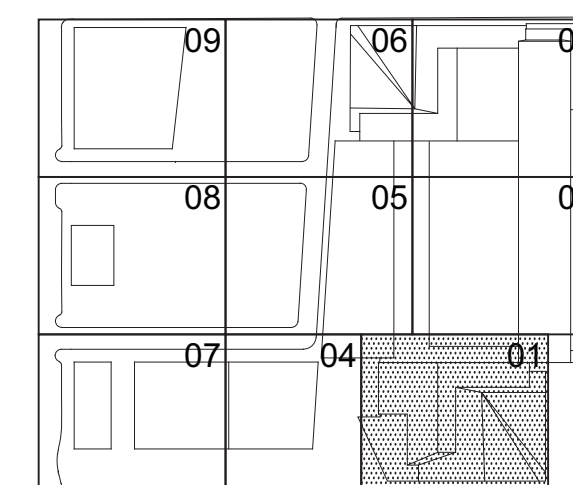
**Architect**  
Kohn Pedersen Fox Associates PC  
Architects & Planning Consultants  
11 West 42nd Street  
New York, NY 10036  
Tel: 212.977.6500 Fax: 917.661.7801

**Structural Engineer**  
Thornton Tomasetti, Inc.  
51 Madison Avenue  
New York, NY 10010  
Tel: 917.661.7800 Fax: 917.661.7801

**Mechanical, Electrical, Plumbing, Fire Protection**  
Jaros Baum & Bolles Consulting Engineers  
80 Pine Street  
New York, NY 10013  
Tel: 212.530.9300 Fax: 212.269.5894

1 D.O.B. BUILDING PERMIT FILING 03/22/2013  
By: Date: Date:

Any Plan




Date: 03/22/2013  
Project No: 1776.10  
Sheet No: HYE-TC-A4-3204

ENLARGED PLANS & SECTIONS, STAIR B

Drawing Number: A4-3204  
A4-3204 Drawing Number: A-413.00

**Damian Titus**  
Buildings  
APPROVED  
Under Directive 2 of 1975  
Date/Time: Aug 15, 2013 - 10:18 AM  
NYC Development Hub





HUDSON YARDS -  
TOWER C

Address  
501 WEST 30TH STREET  
NEW YORK, NY

Client  
Related Companies  
60 Columbus Circle  
New York, NY 10023  
Tel: 212.801.1000 Fax: 212.801.1048

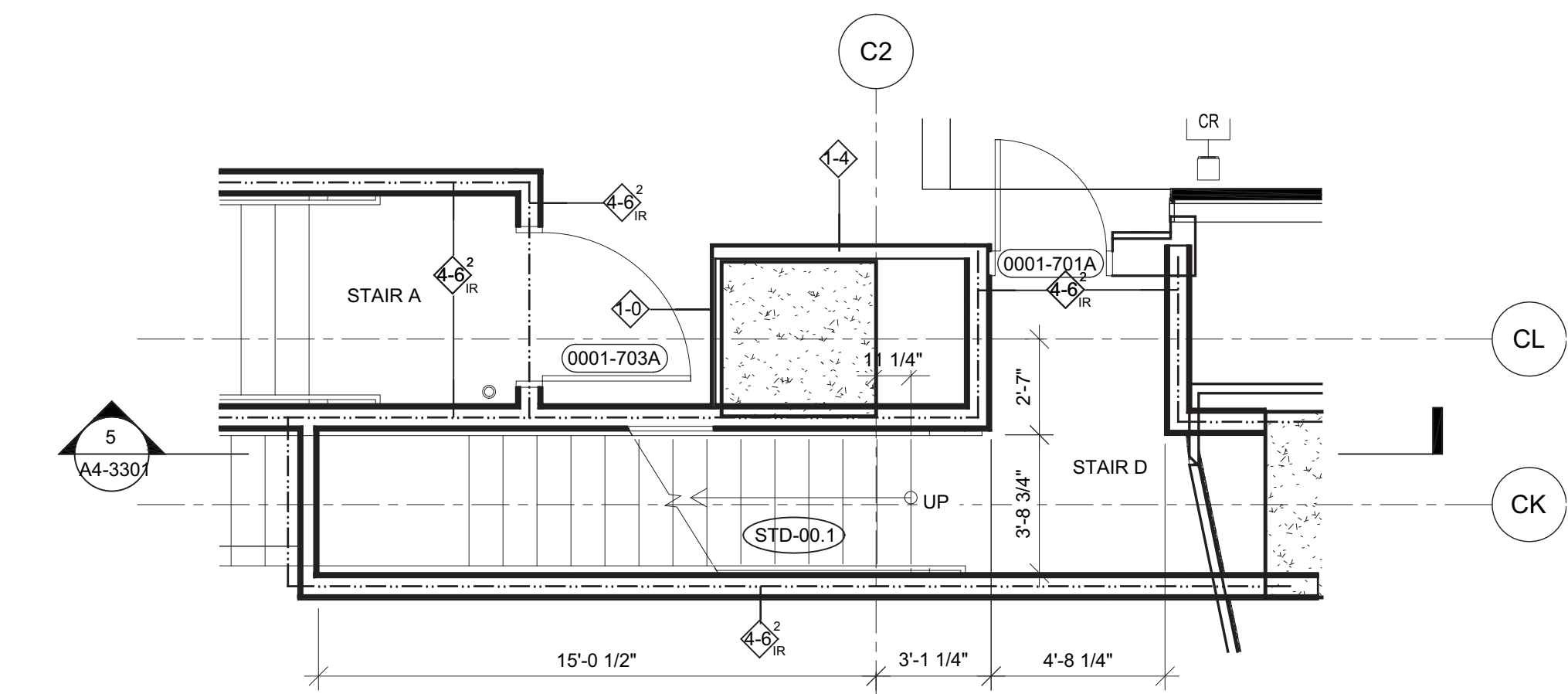
Oxford Properties Group  
320 Park Avenue, 17th Floor  
New York, NY 10022  
Tel: 212.986.7514 Fax: 212.986.7510

Construction Manager  
Tishman Construction Corporation  
100 Park Avenue, 5th Floor  
New York, NY 10017  
Tel: 212.708.5000

Architect  
Kohn Pedersen Fox Associates PC  
Architects & Planning Consultants  
11 West 42nd Street  
New York, NY 10036  
Tel: 212.977.6500 Fax: 917.661.7801

Structural Engineer  
Thornton Tomasetti, Inc.  
51 Madison Avenue  
New York, NY 10010  
Tel: 917.661.7800 Fax: 212.269.5894

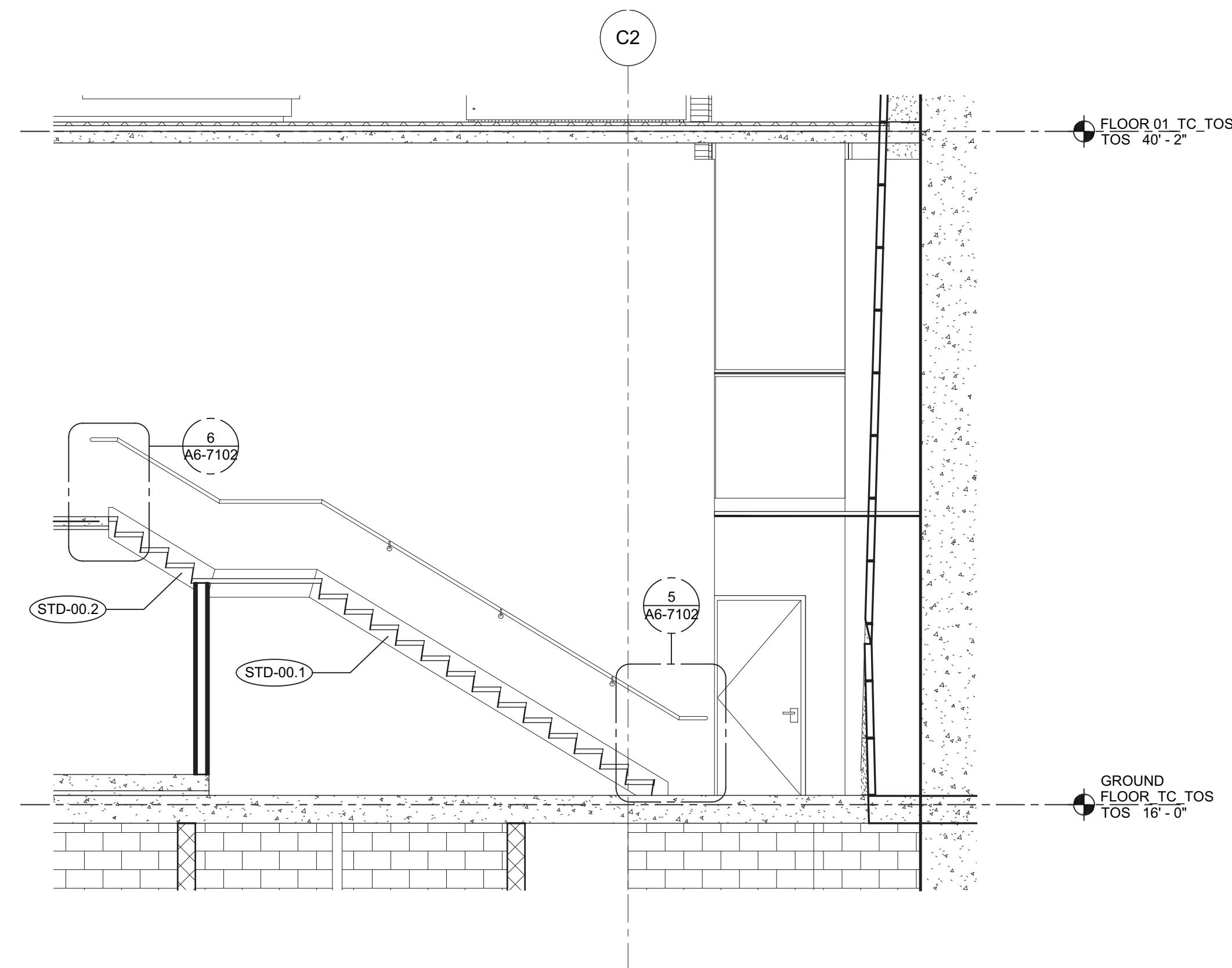
Mechanical, Electrical, Plumbing, Fire Protection  
Jaros Baum & Bolles Consulting Engineers  
80 Pine Street  
New York, NY 10013  
Tel: 212.530.9300 Fax: 212.269.5894



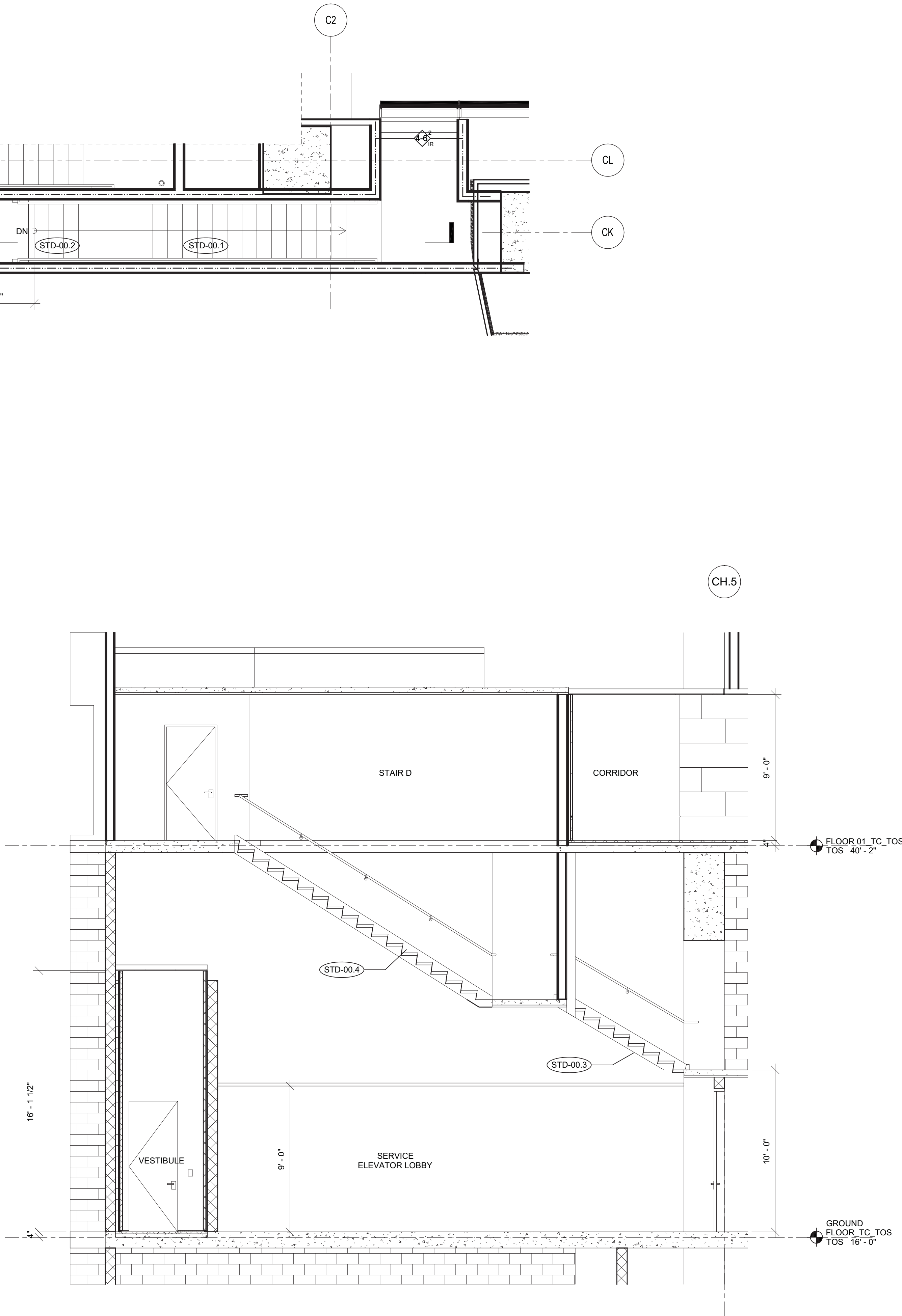
7 GROUND FLOOR ENLARGED PLAN - STAIR D  
SCALE: 1/4" = 1'-0"

A4-SERIES GENERAL NOTES

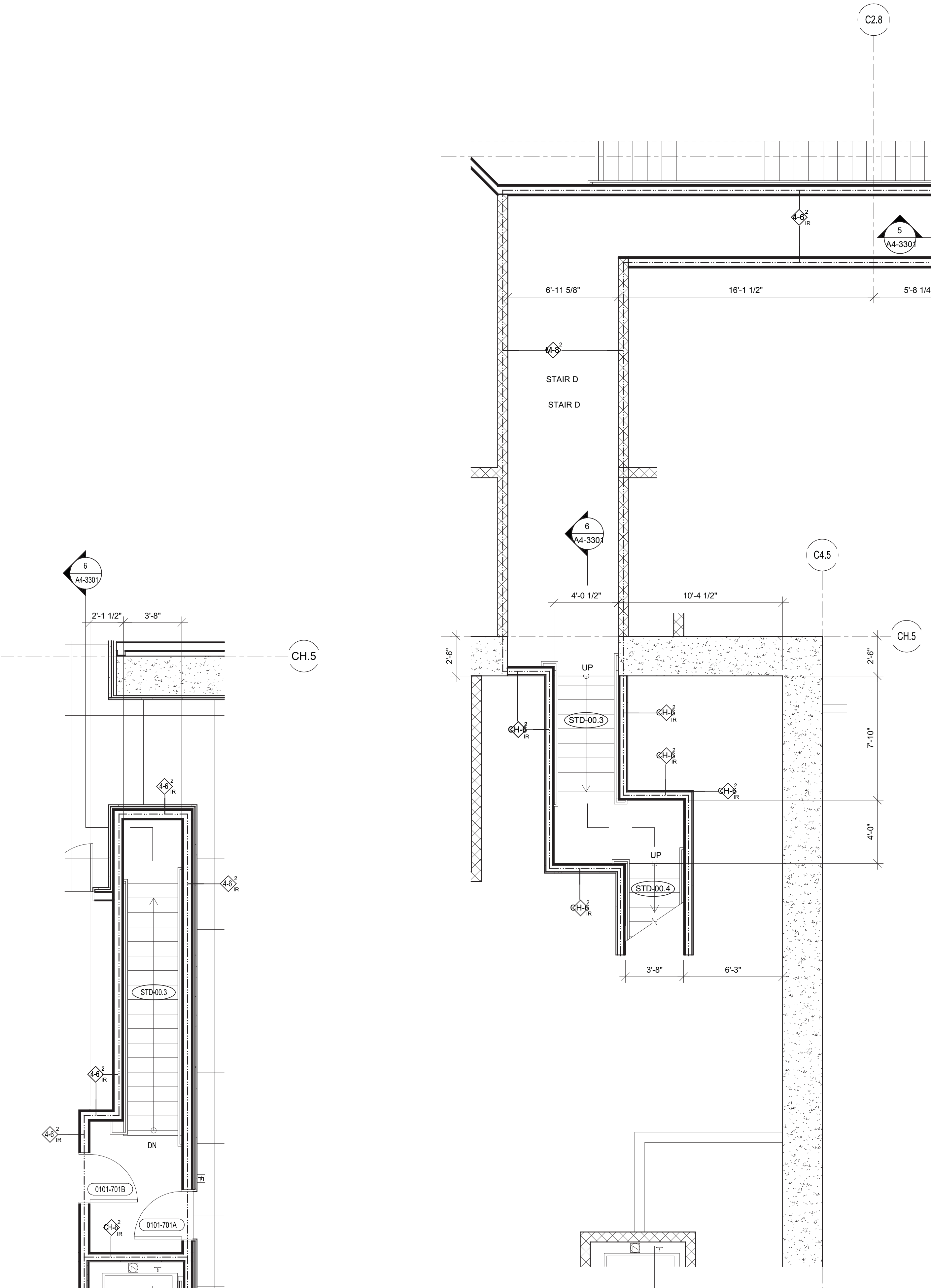
- SEE SPECS FOR CONVEYANCE EQUIPMENT SCHEDULE.
- SEE DRAWING A4-7001 FOR STAIR SCHEDULE AND STAIR COMPONENT TYPES.
- SEE DRAWING A6-1001 FOR PARTITION SCHEDULE AND SYMBOL DESCRIPTION.
- EGRESS STAIR DOORS EQUIPPED WITH AUTOMATIC FAIL SAFE SYSTEM FOR OPENING IN THE EVENT OF THE ACTIVATION OF ANY AUTOMATIC FIRE DETECTION SYSTEM, OR WHEN ANY ELEVATOR RECALL IS ACTIVATED, OR WHEN ANY SIGNAL IS RECEIVED FROM THE FIRE COMMAND CENTER.
- EGRESS STAIRS EQUIPPED WITH STAIRWAY COMMUNICATION SYSTEM. SEE FA DRAWINGS FOR MORE INFORMATION.
- EGRESS STAIR ENCLOSURES ARE PRESSURIZED. SEE MECH DRAWINGS FOR MORE INFORMATION.
- EGRESS STAIR ENCLOSURES ARE CONSTRUCTED OF IMPACT RESISTANT MATERIALS. SEE PARTITION TYPES FOR MORE INFORMATION.



5 STAIR D - SECTION  
SCALE: 1/4" = 1'-0"

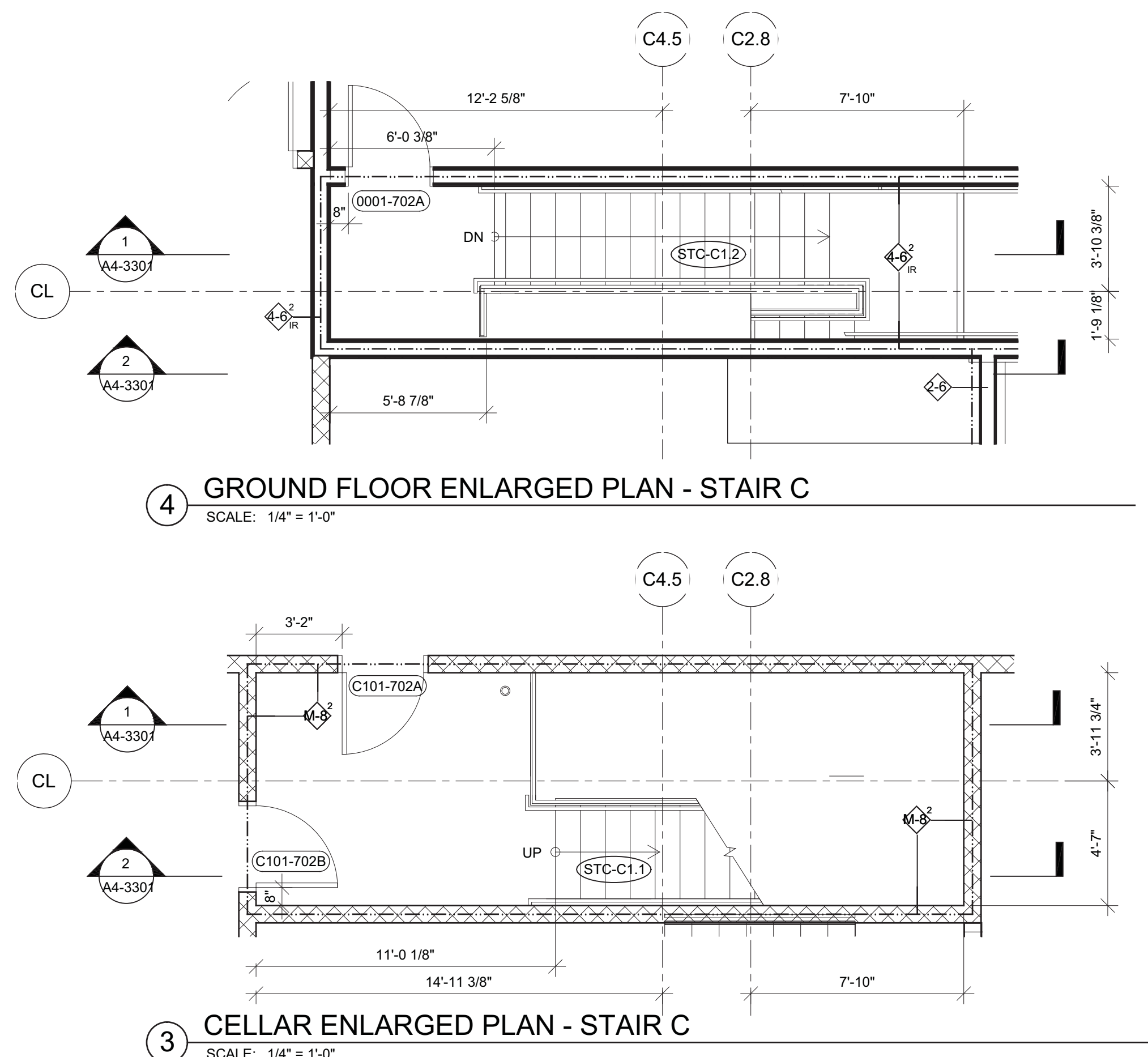


6 STAIR D - SECTION  
SCALE: 1/4" = 1'-0"



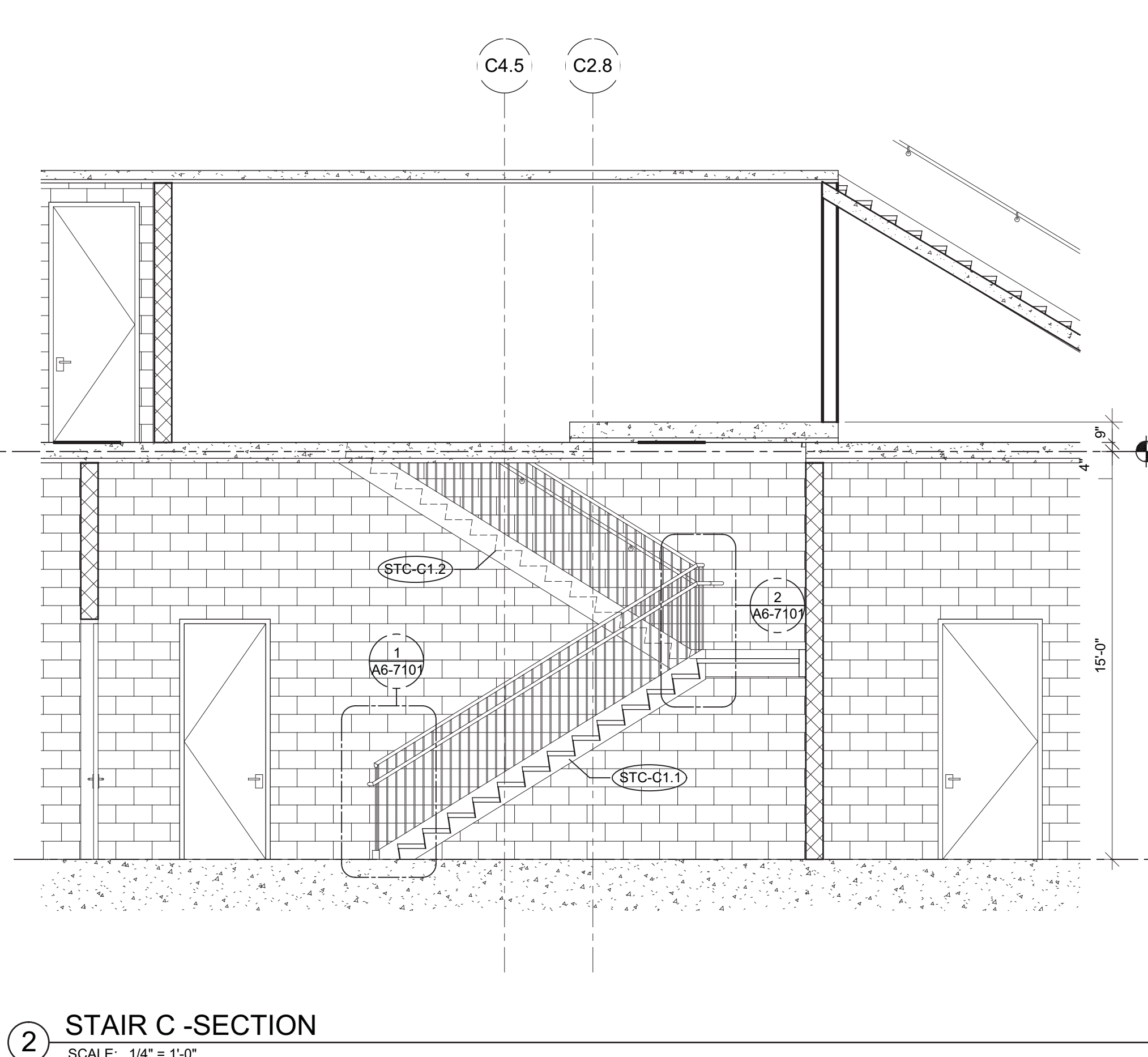
9 FLOOR 01 ENLARGED PLAN - STAIR D  
SCALE: 1/4" = 1'-0"

8 GROUND FLOOR MEZANINE ENLARGED PLAN - STAIR D  
SCALE: 1/4" = 1'-0"

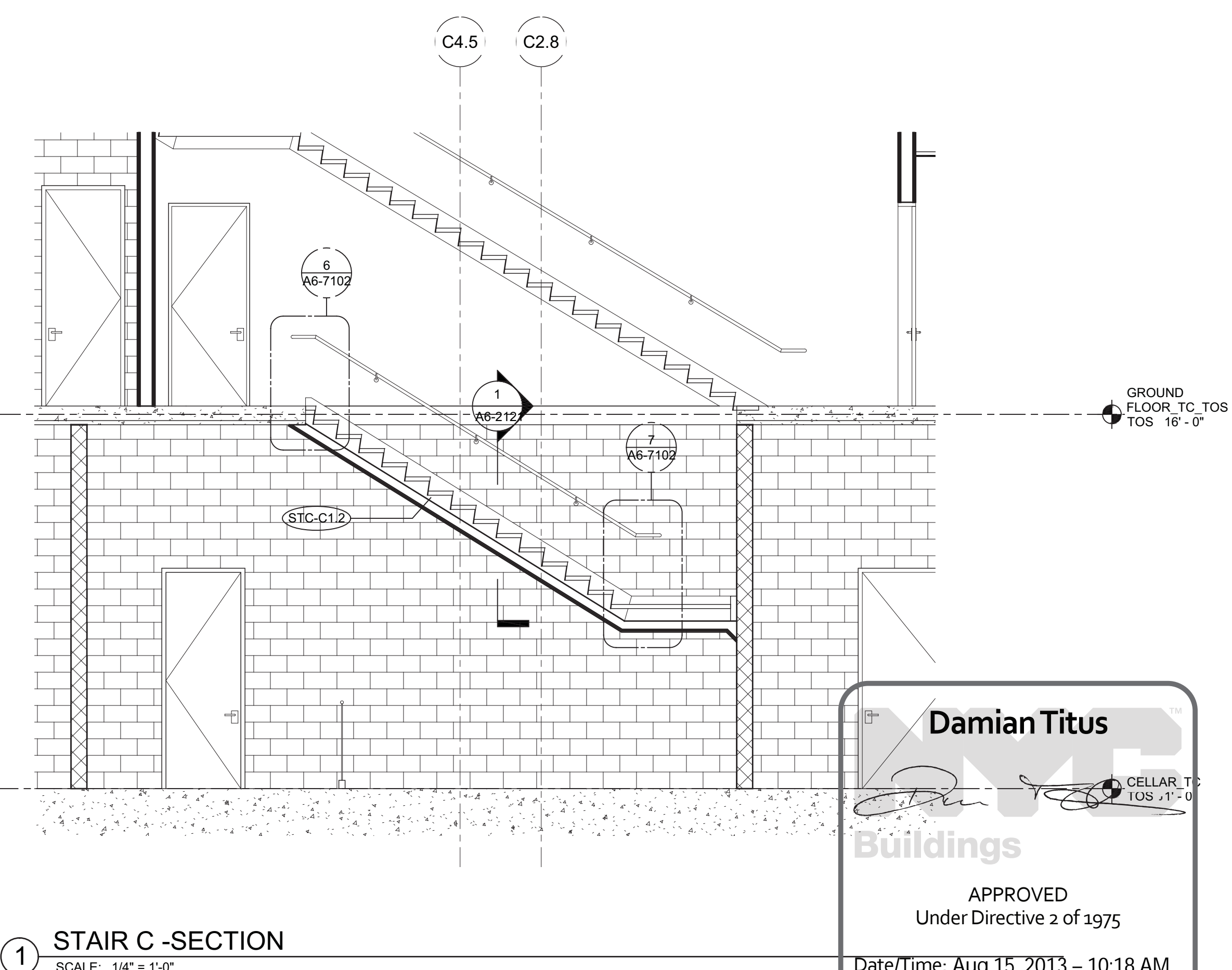


4 GROUND FLOOR ENLARGED PLAN - STAIR C  
SCALE: 1/4" = 1'-0"


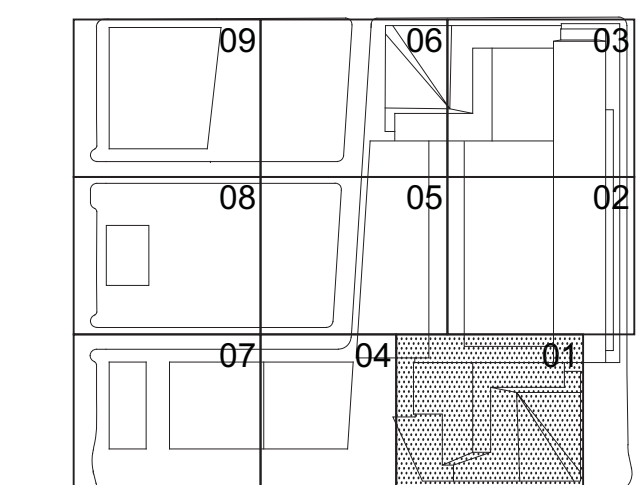
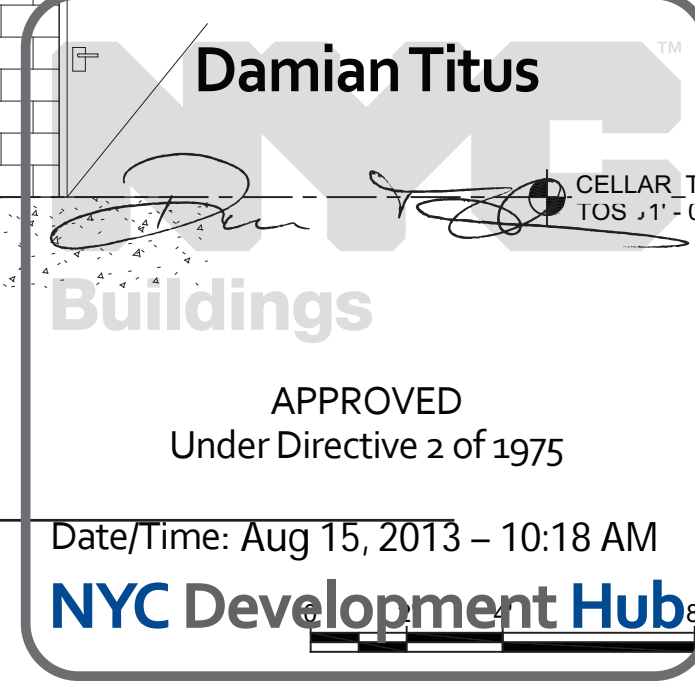
3 CELLAR ENLARGED PLAN - STAIR C  
SCALE: 1/4" = 1'-0"



2 STAIR C - SECTION  
SCALE: 1/4" = 1'-0"



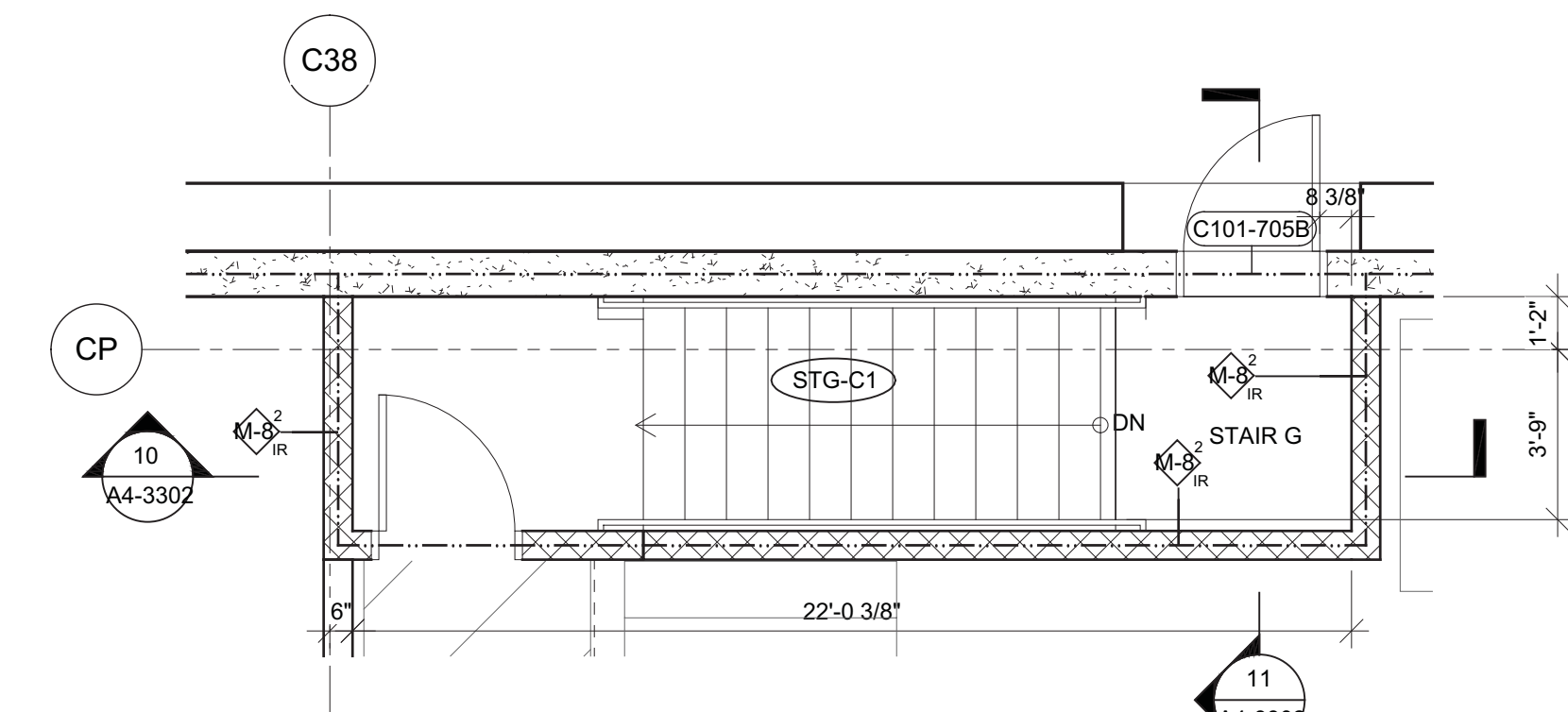
1 STAIR C - SECTION  
SCALE: 1/4" = 1'-0"



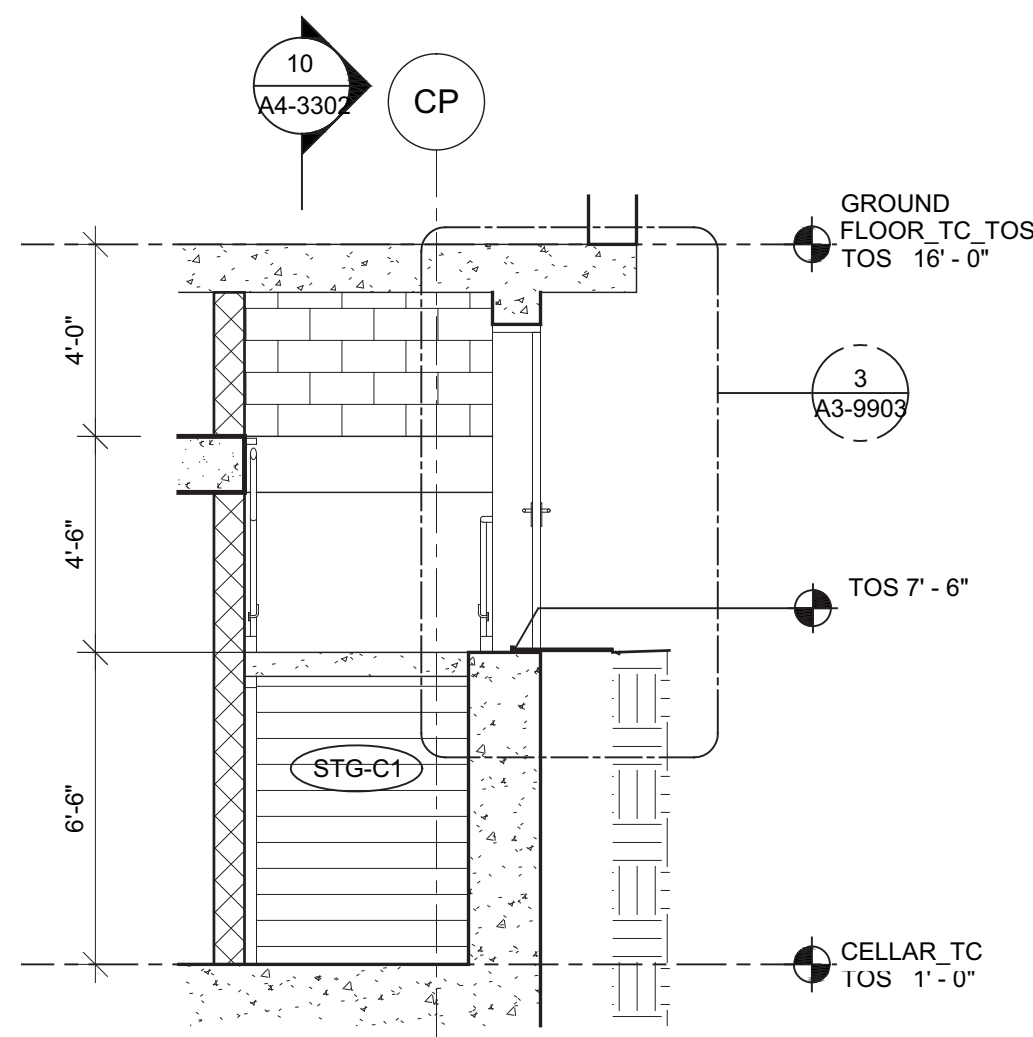


A4-SERIES GENERAL NOTES

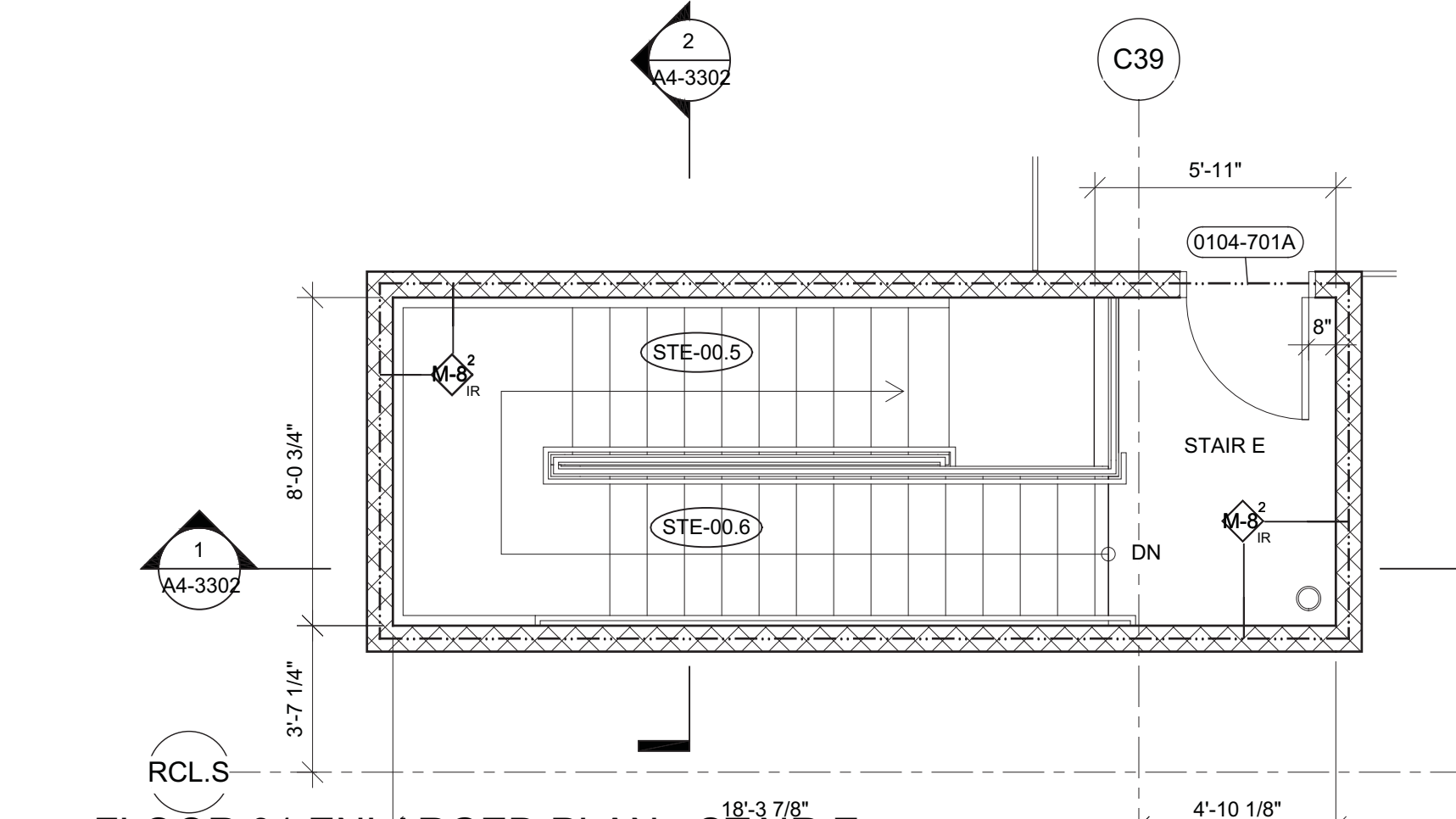
- SEE SPECS FOR CONVEYANCE EQUIPMENT SCHEDULE.
- SEE DRAWING A4-7001 FOR STAIR SCHEDULE AND STAIR COMPONENT TYPES.
- SEE DRAWING A8-1001 FOR PARTITION SCHEDULE AND SYMBOL DESCRIPTION.
- EGRESS STAIR DOORS EQUIPPED WITH AUTOMATIC FAIL-SAFE SYSTEM FOR OPENING IN THE EVENT OF THE ACTIVATION OF ANY AUTOMATIC FIRE DETECTION SYSTEM, OR WHEN ANY ELEVATOR RECALL IS ACTIVATED, OR WHEN ANY SIGNAL IS RECEIVED FROM THE FIRE COMMAND CENTER.
- EGRESS STAIRS EQUIPPED WITH STAIRWAY COMMUNICATION SYSTEM. SEE FA DRAWINGS FOR MORE INFORMATION.
- EGRESS STAIR ENCLOSURES ARE PRESSURIZED. SEE MECH DRAWINGS FOR MORE INFORMATION.
- EGRESS STAIR ENCLOSURES ARE CONSTRUCTED OF IMPACT RESISTANT MATERIALS. SEE PARTITION TYPES FOR MORE INFORMATION.



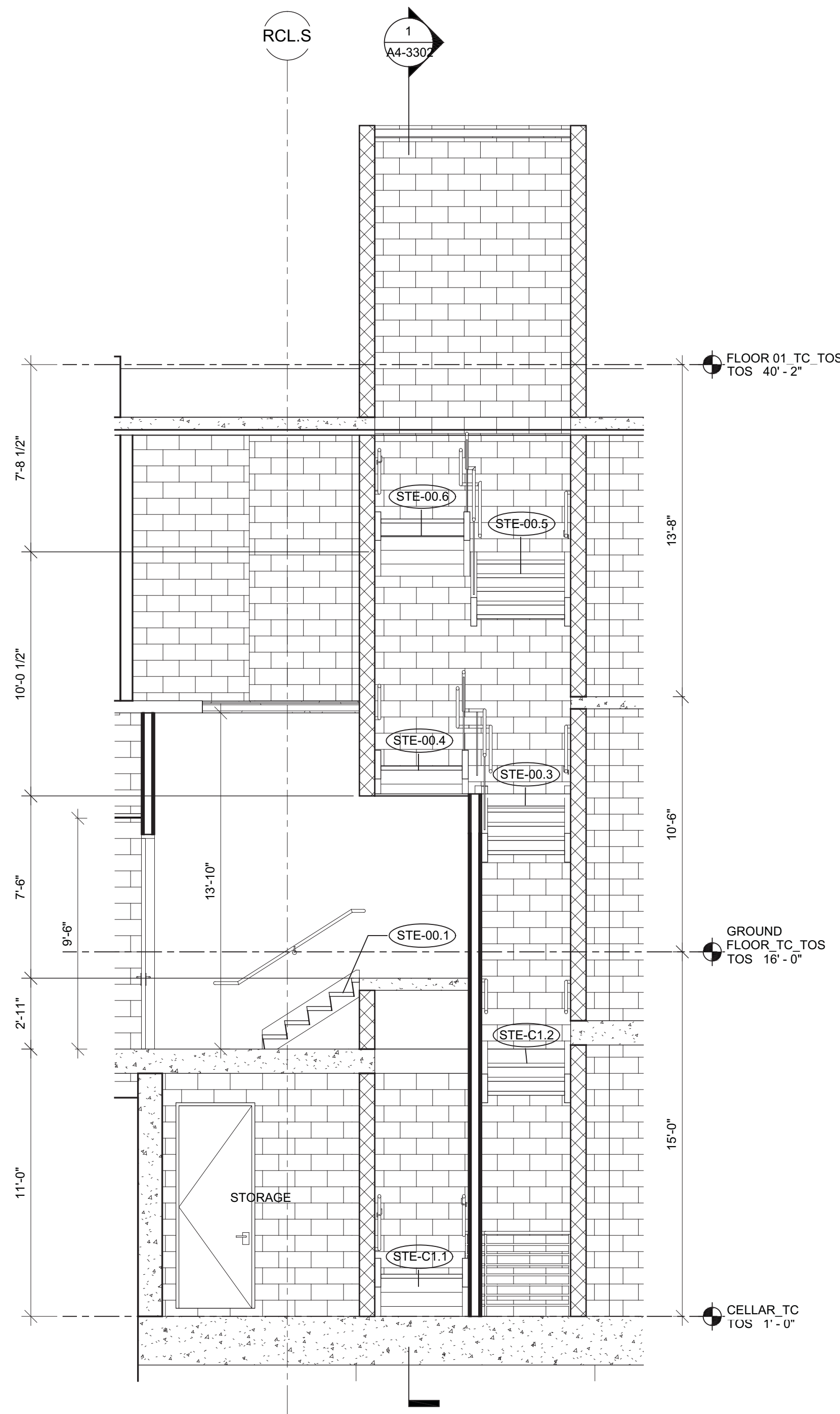
GROUND FLOOR MEZZANINE ENLARGED  
PLAN - STAIR G  
SCALE: 1/4" = 1'-0"



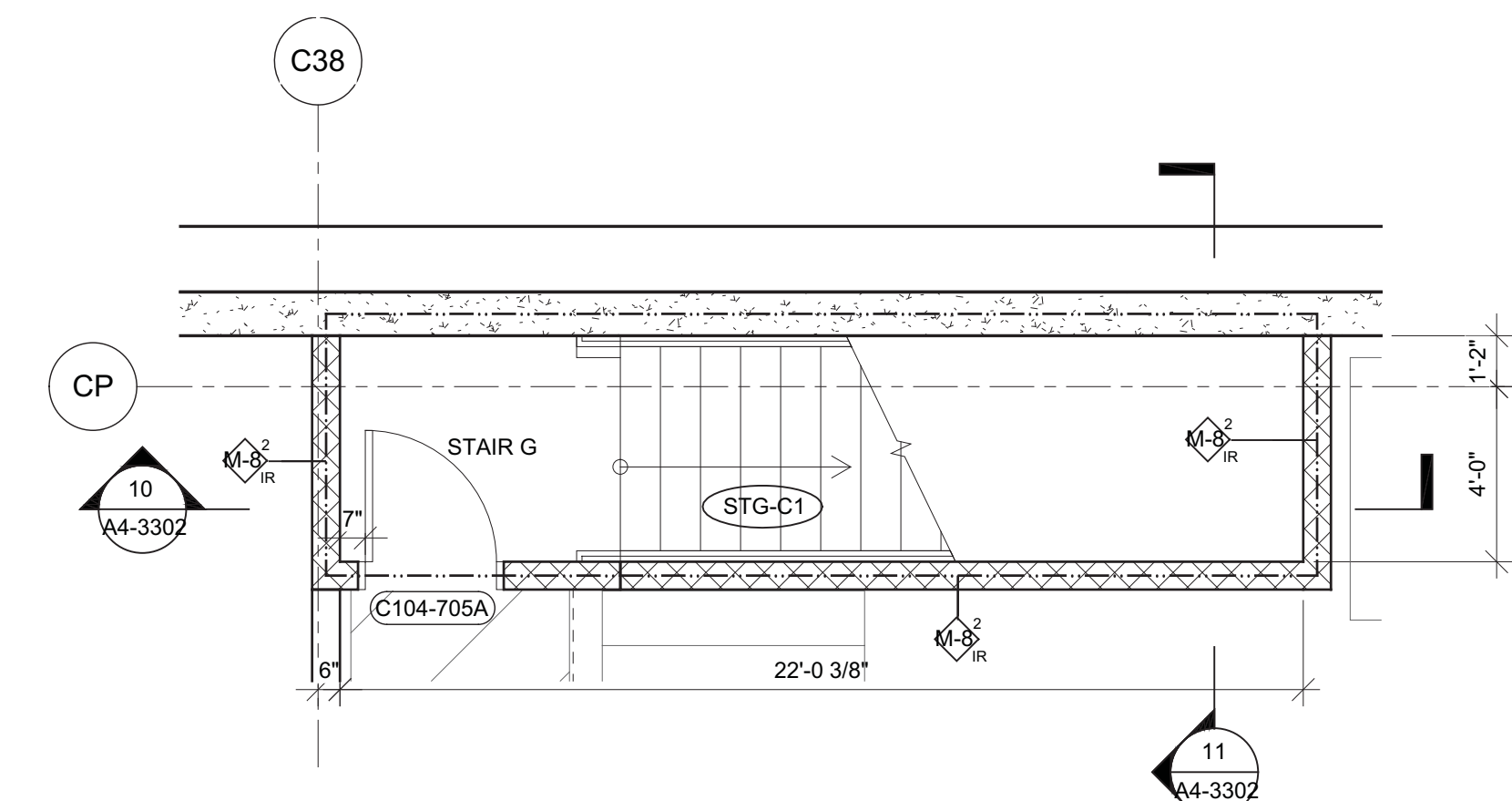
STAIR G WEST SECTION  
SCALE: 1/4" = 1'-0"



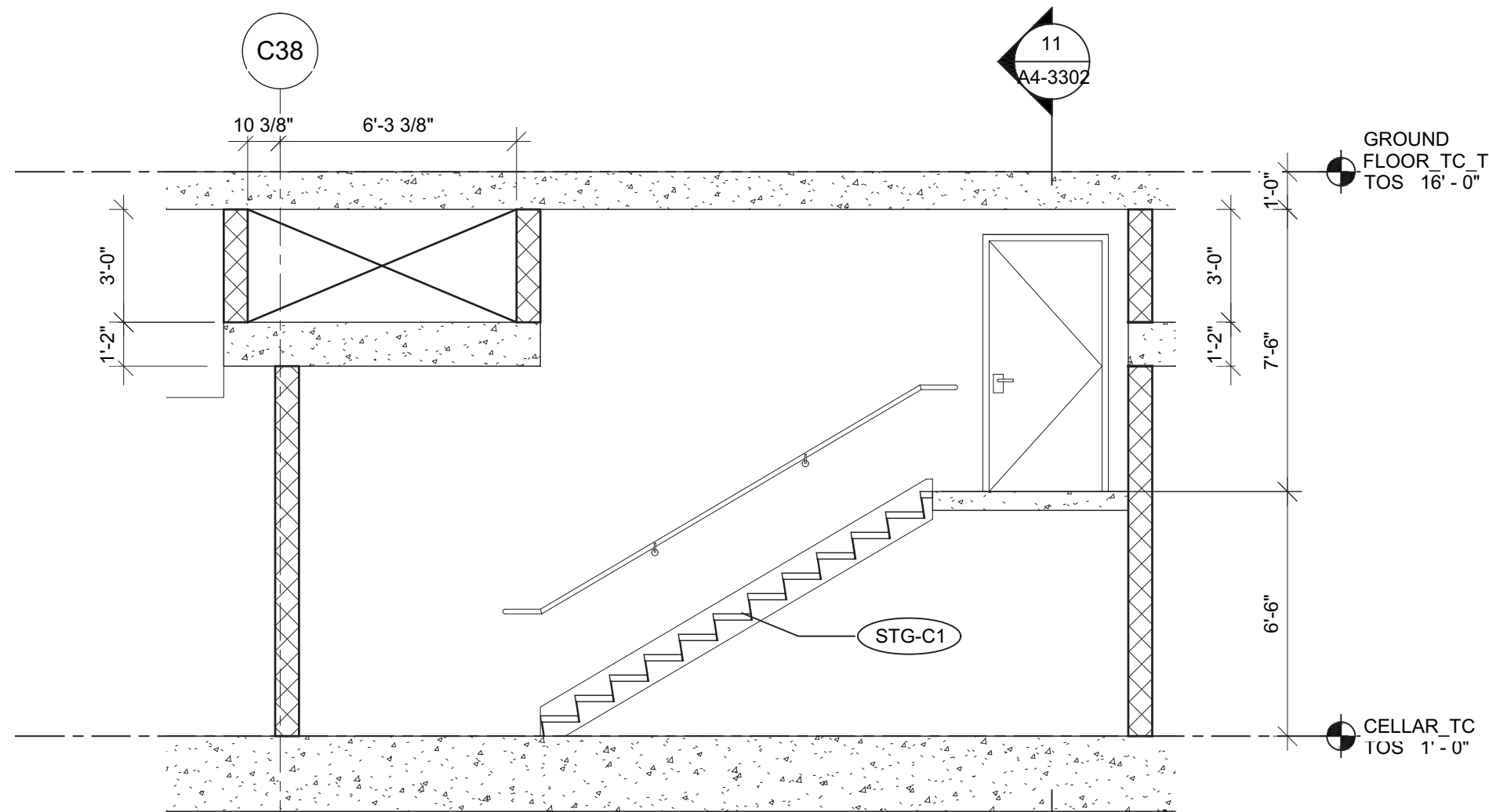
FLOOR 01 ENLARGED PLAN - STAIR E  
SCALE: 1/4" = 1'-0"



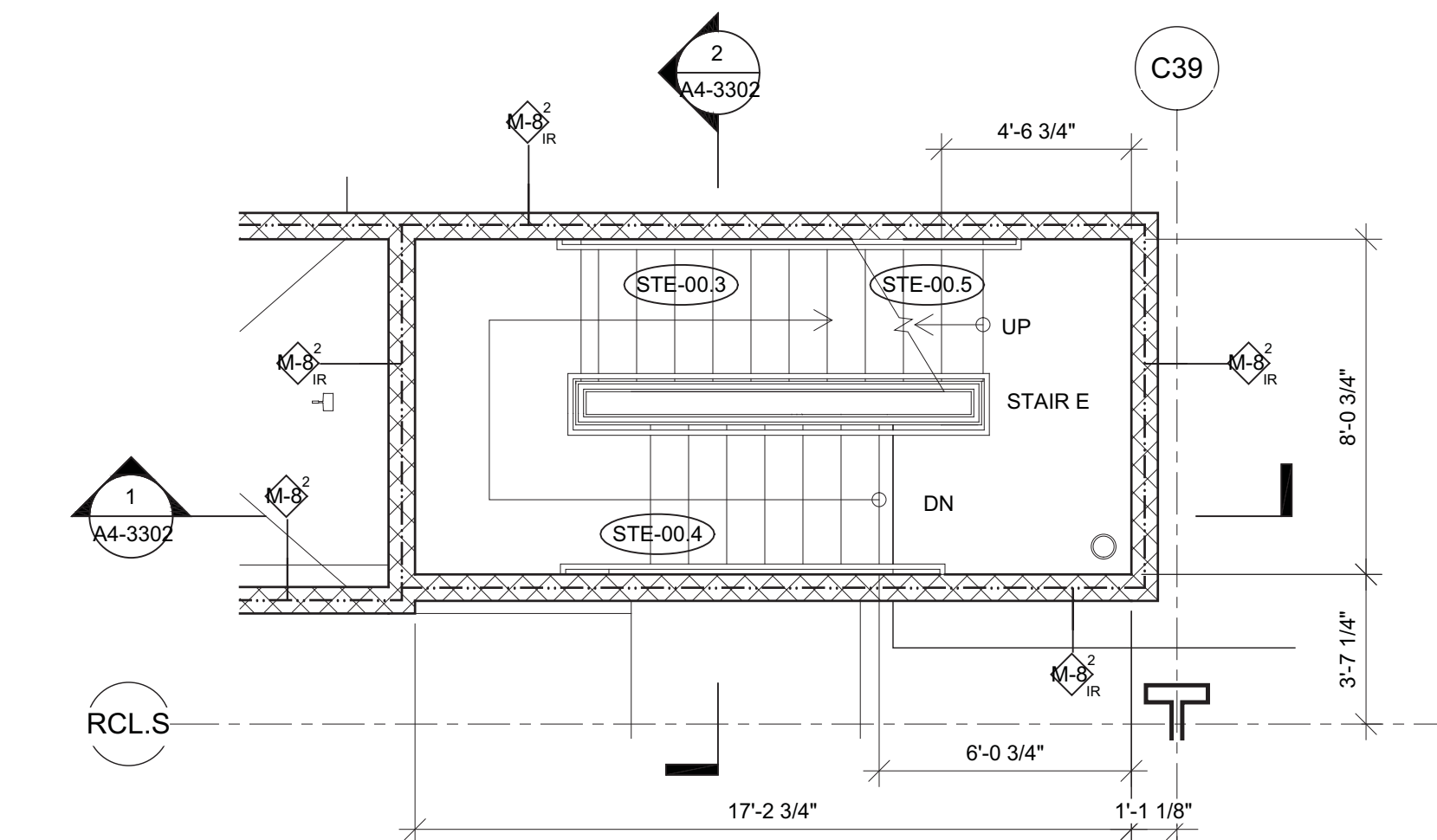
STAIR E WEST SECTION  
SCALE: 1/4" = 1'-0"



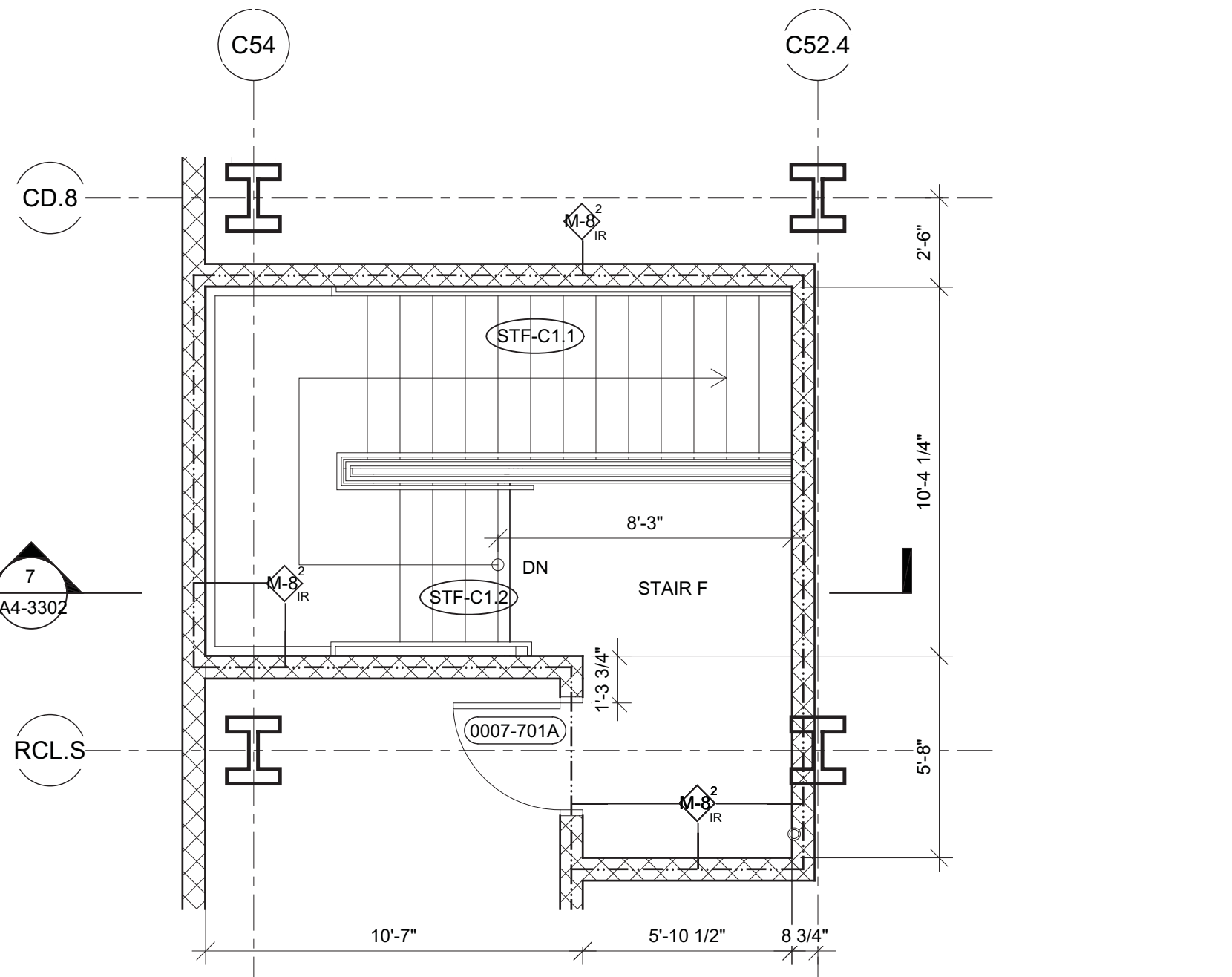
CELLAR ENLARGED PLAN - STAIR G  
SCALE: 1/4" = 1'-0"



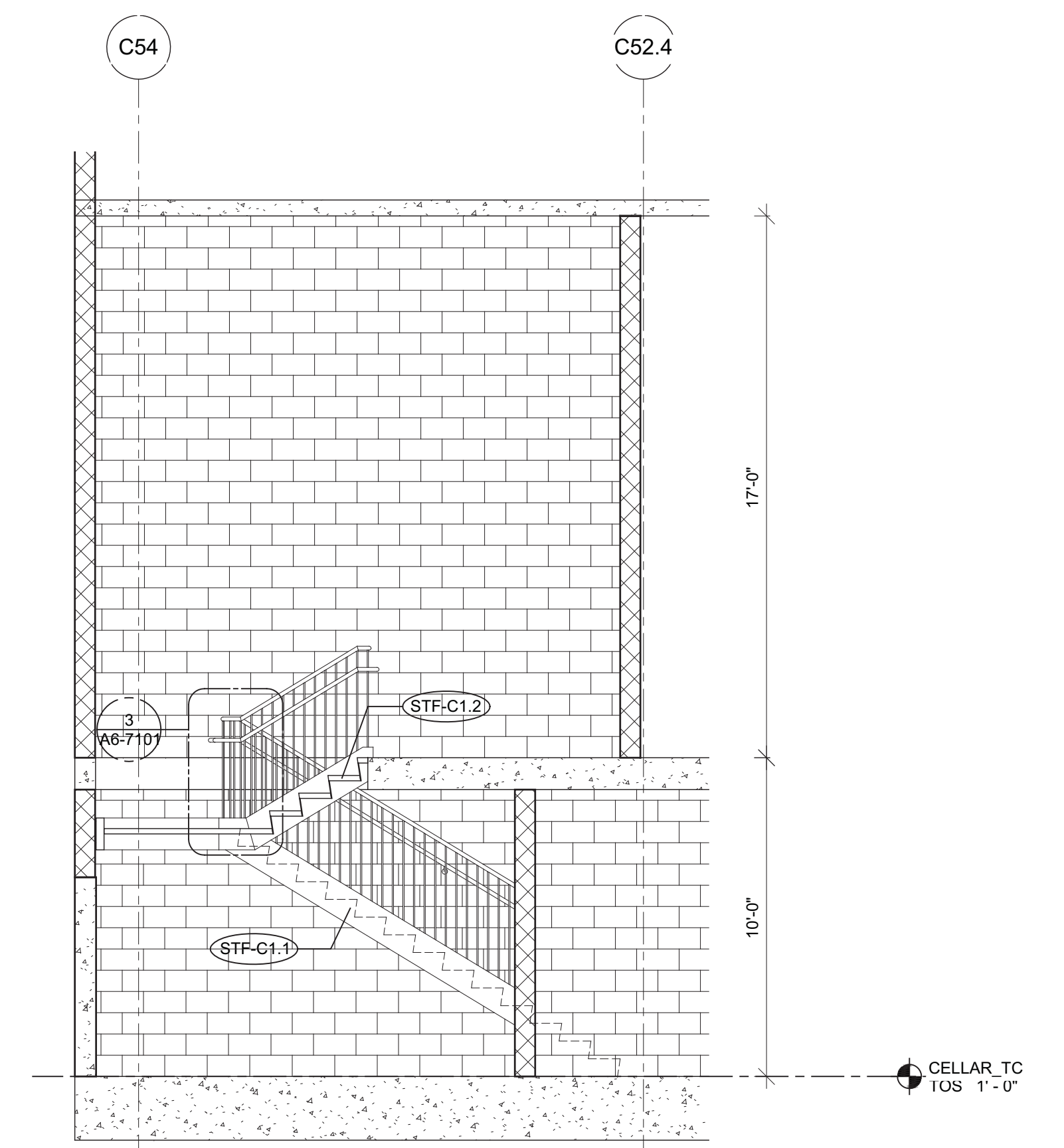
STAIR G NORTH SECTION  
SCALE: 1/4" = 1'-0"



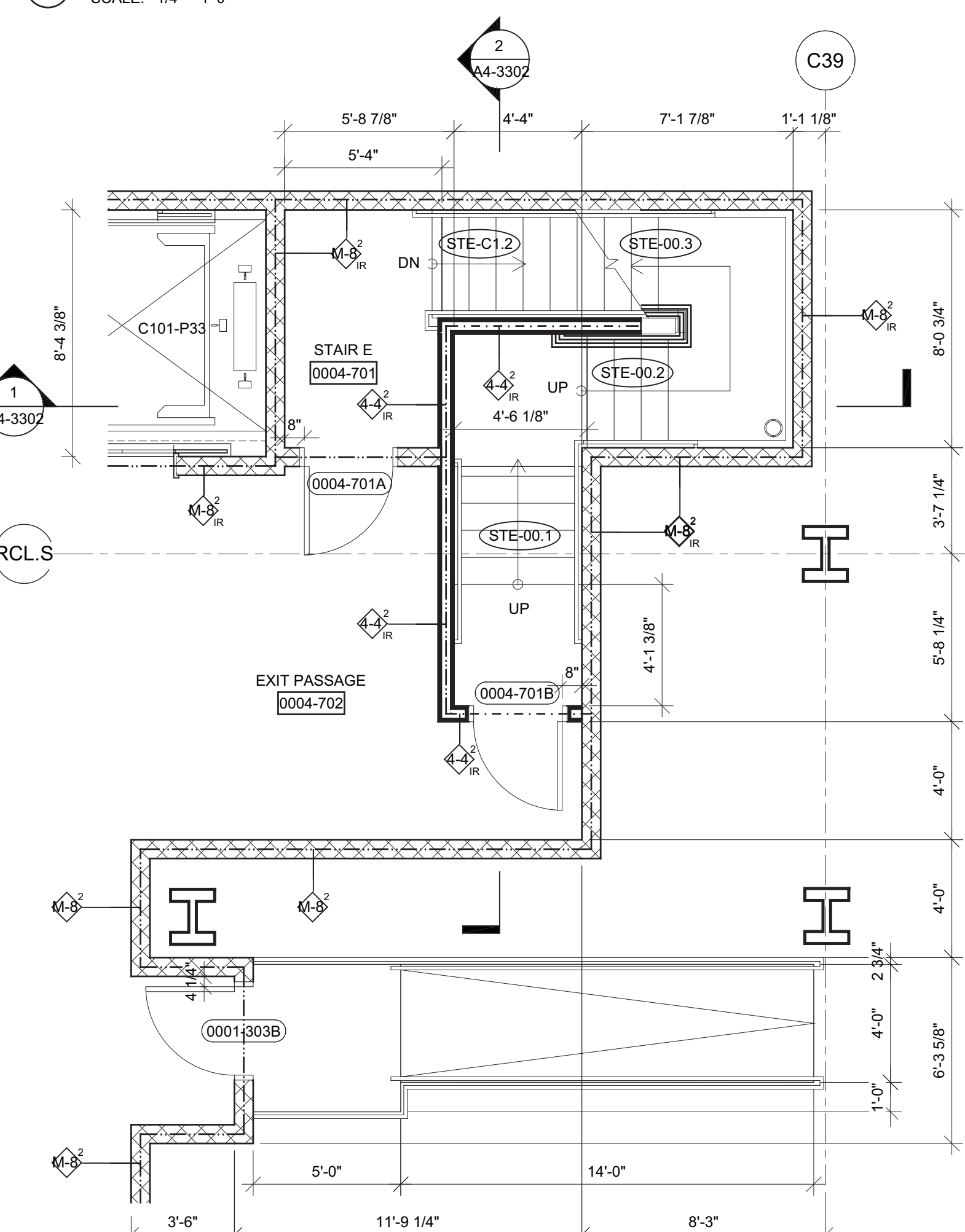
GROUND FLOOR MEZZANINE LEVEL  
ENLARGED PLAN - STAIR E  
SCALE: 1/4" = 1'-0"



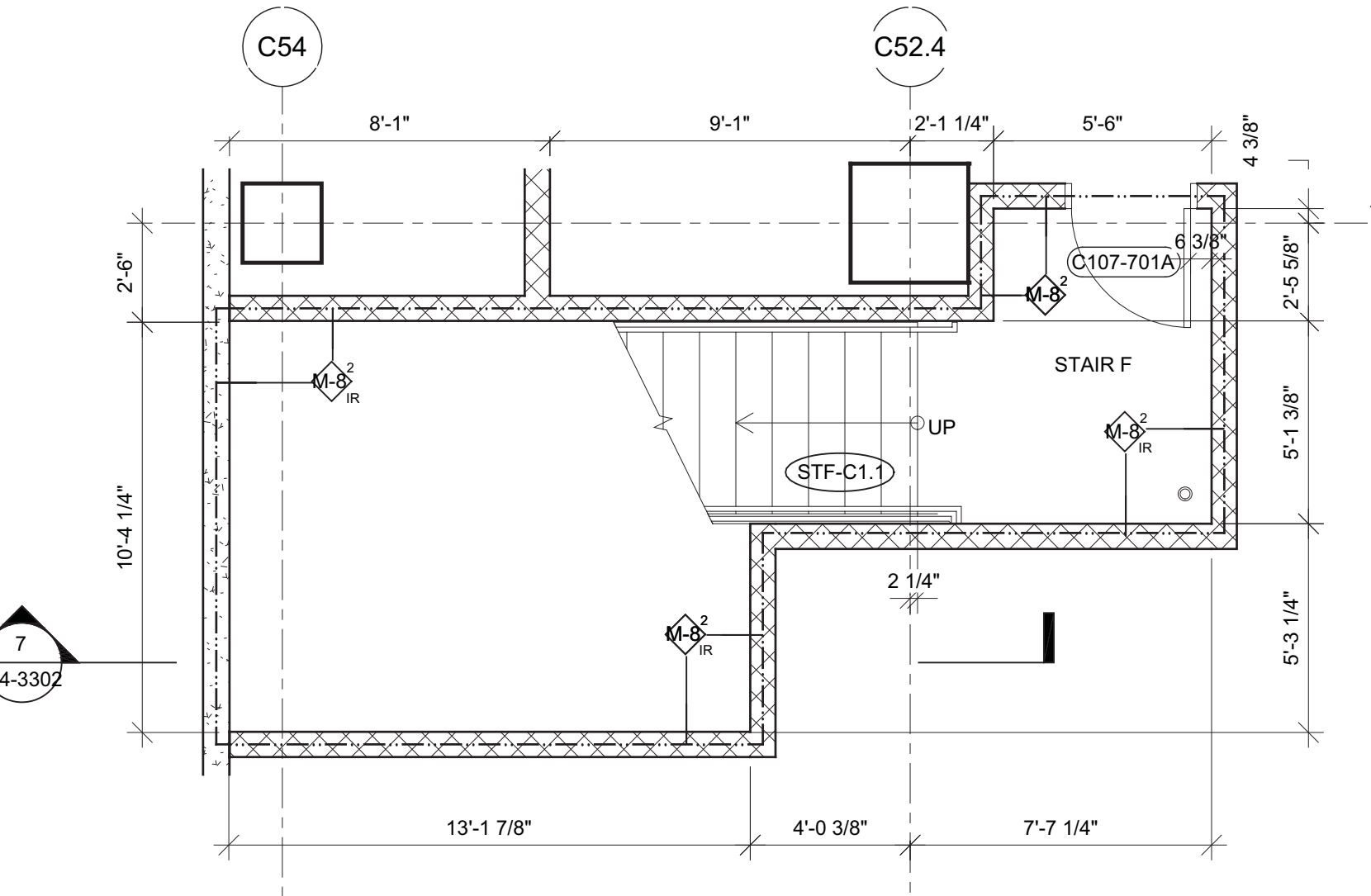
GROUND FLOOR ENLARGED PLAN - STAIR F  
SCALE: 1/4" = 1'-0"



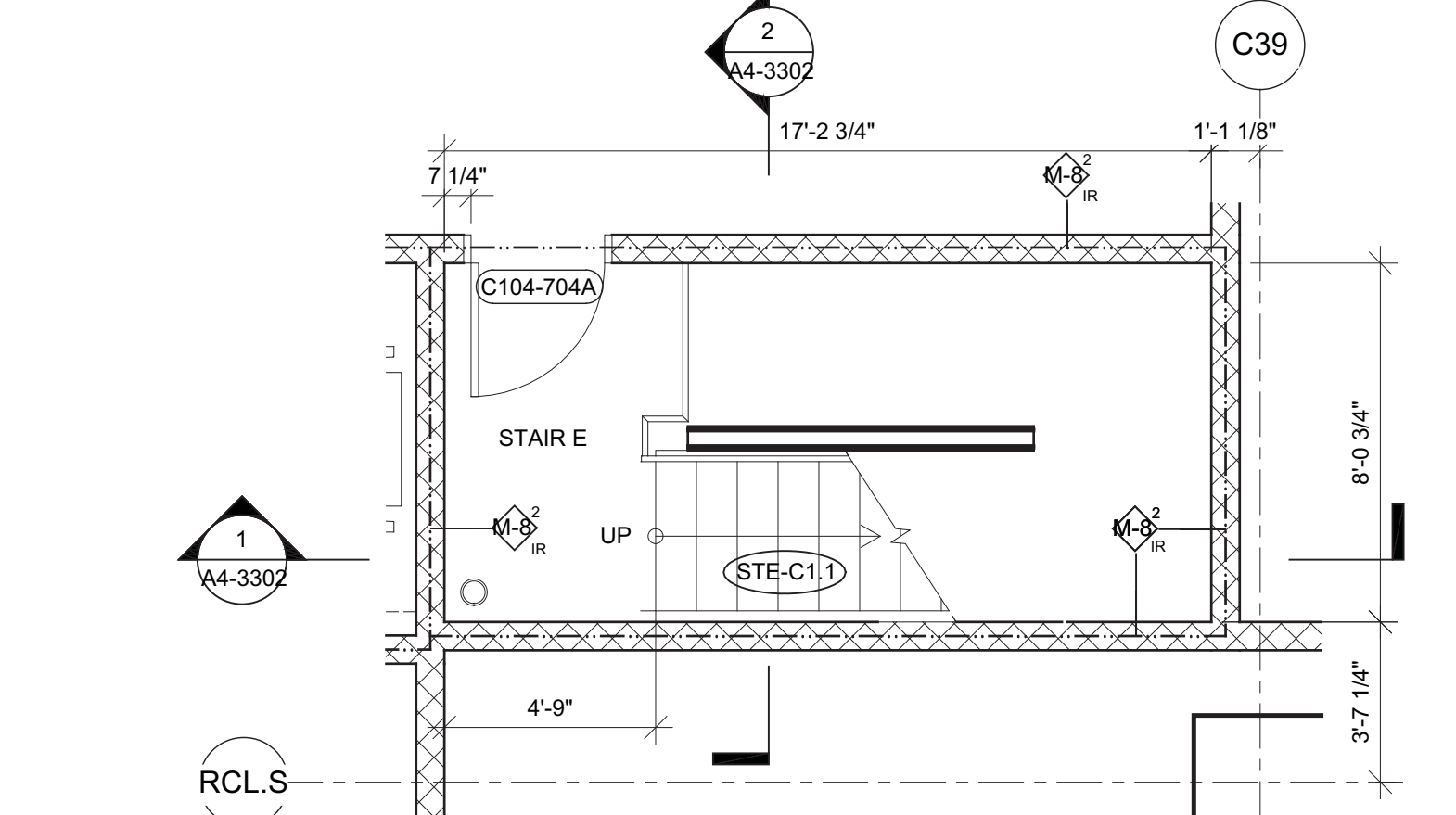
STAIR F -SECTION LOOKING NORTH  
SCALE: 1/4" = 1'-0"



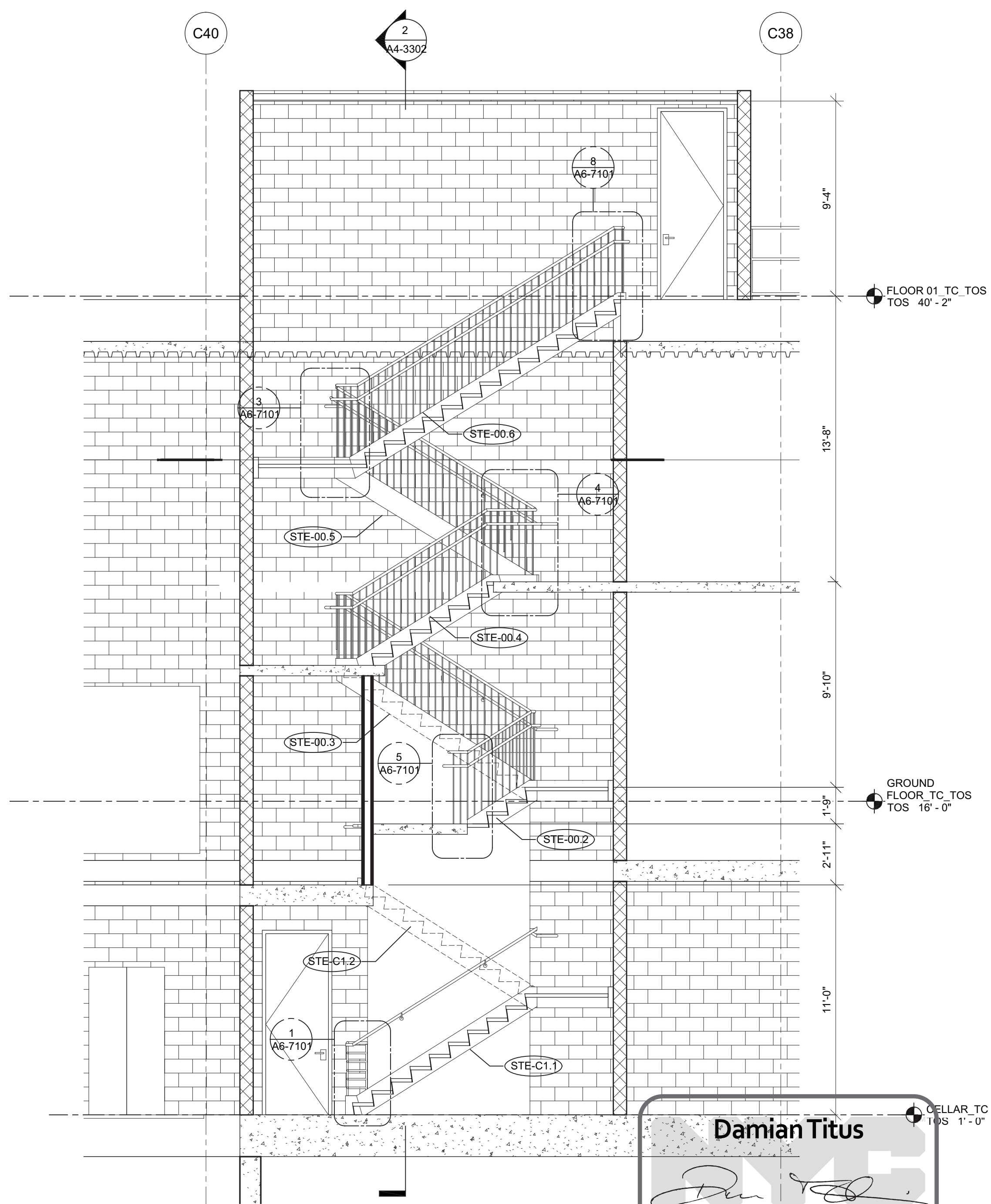
GROUND FLOOR ENLARGED PLAN - STAIR E  
SCALE: 1/4" = 1'-0"



CELLAR FLOOR ENLARGED PLAN - STAIR F  
SCALE: 1/4" = 1'-0"



CELLAR ENLARGED PLAN - STAIR E  
SCALE: 1/4" = 1'-0"

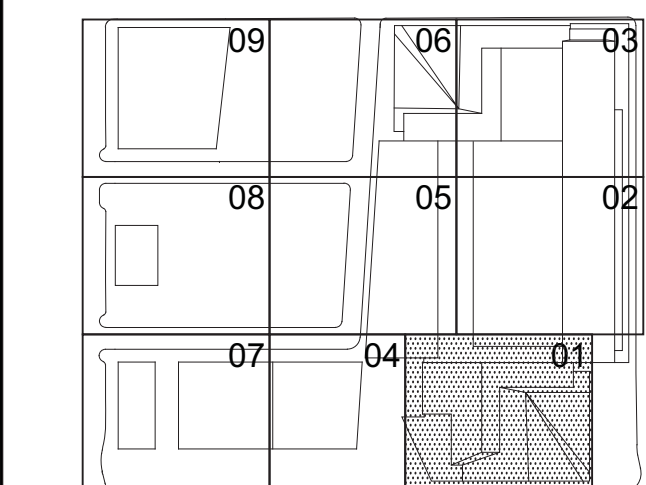


STAIR E NORTH SECTION - LEVEL CELLAR TO  
01  
SCALE: 1/4" = 1'-0"

**Damian Titus**  
Buildings  
APPROVED  
Under Directive 2 of 1975  
Date/Time: Aug 15, 2013 - 10:18 AM  
NYC Development Hub

1 D.O.B. BUILDING PERMIT FILING 03/22/2013  
By Date Issued Date

Any Plans

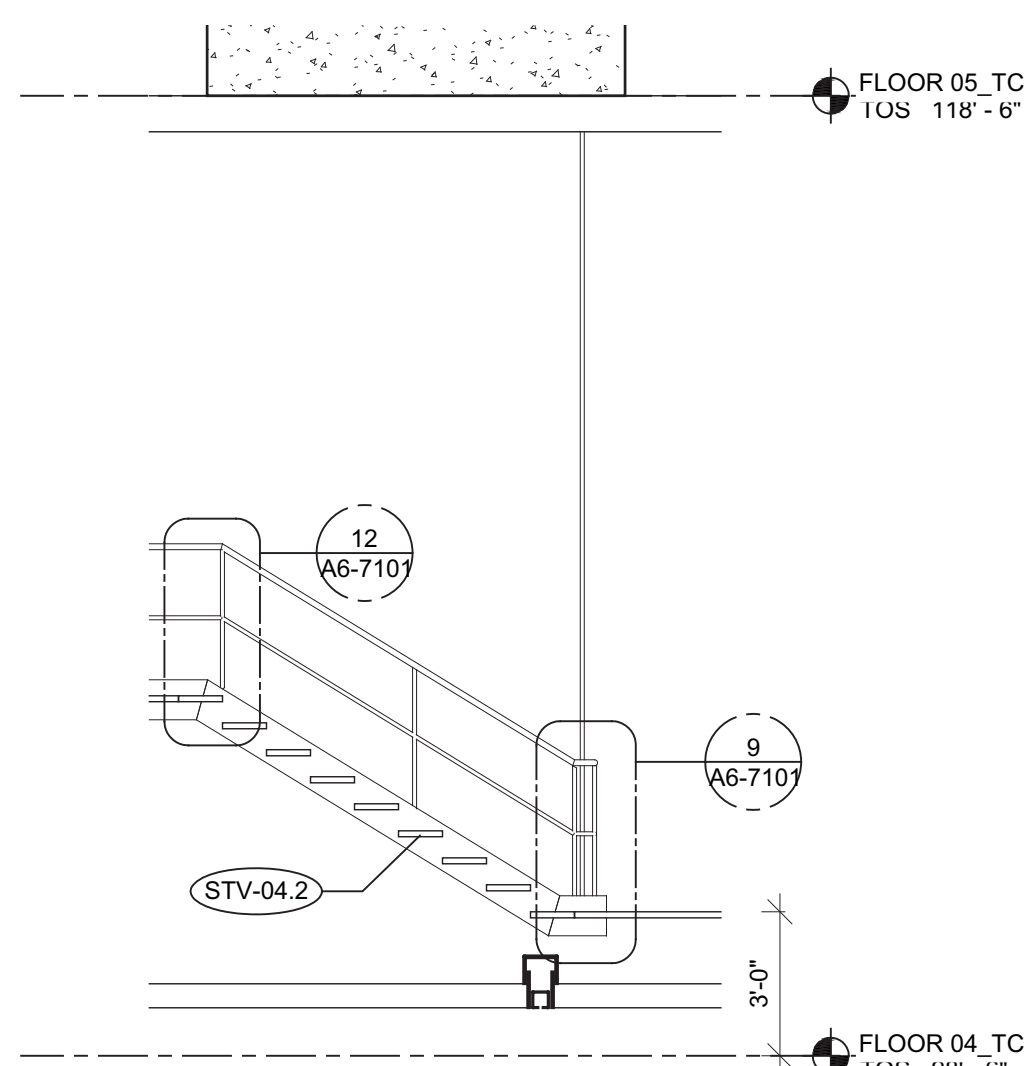


Date: 03/22/2013  
Project No: 1776.10  
Project By: [Signature]  
Sheet Number: [Signature]  
Drawing Title: HYE-TC-A4-3302

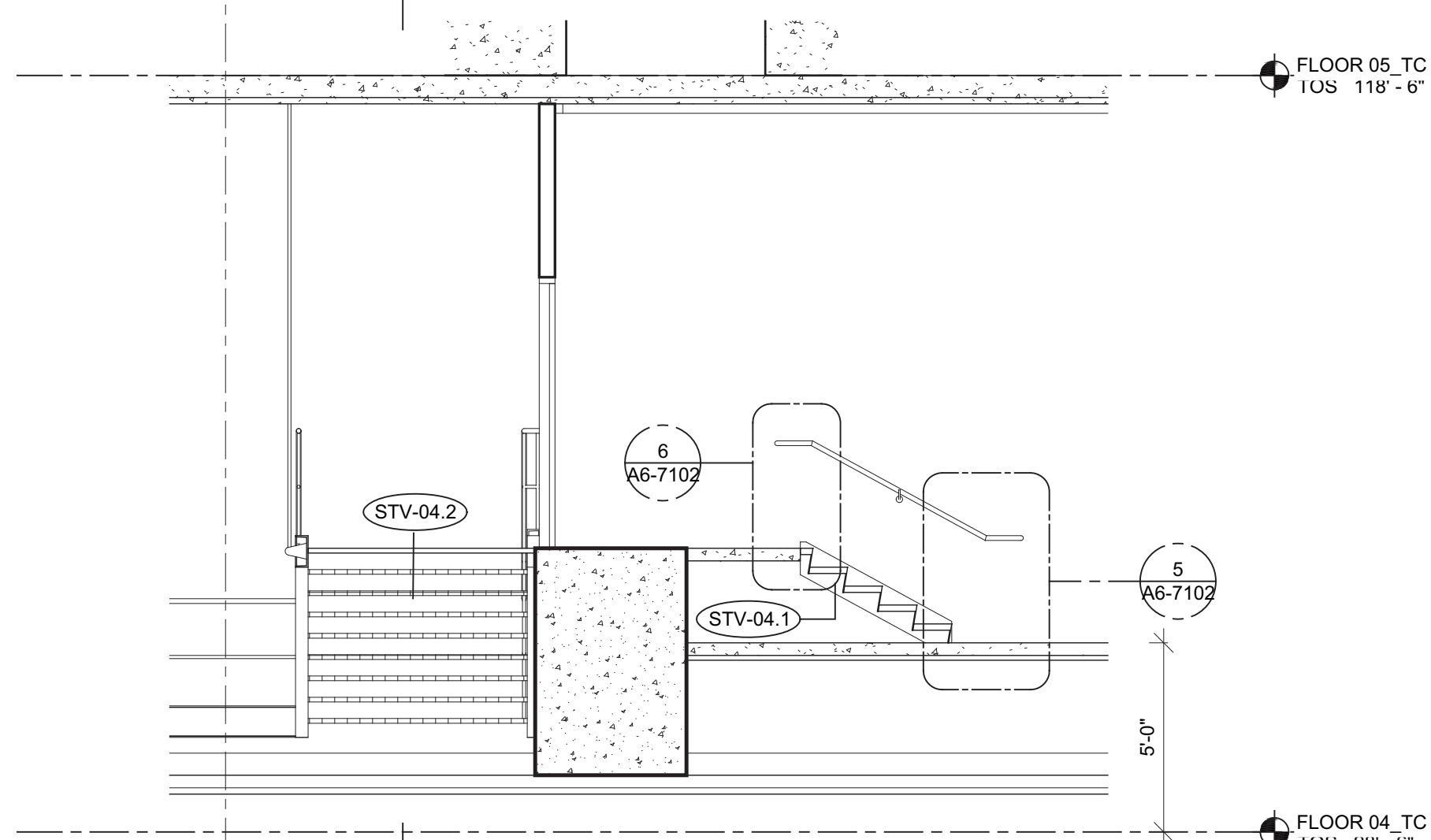
ENLARGED PLANS &  
SECTIONS, STAIR E, F & G

Drawing Number: A4-3302  
A4-3302 Drawing Number: A-415.00

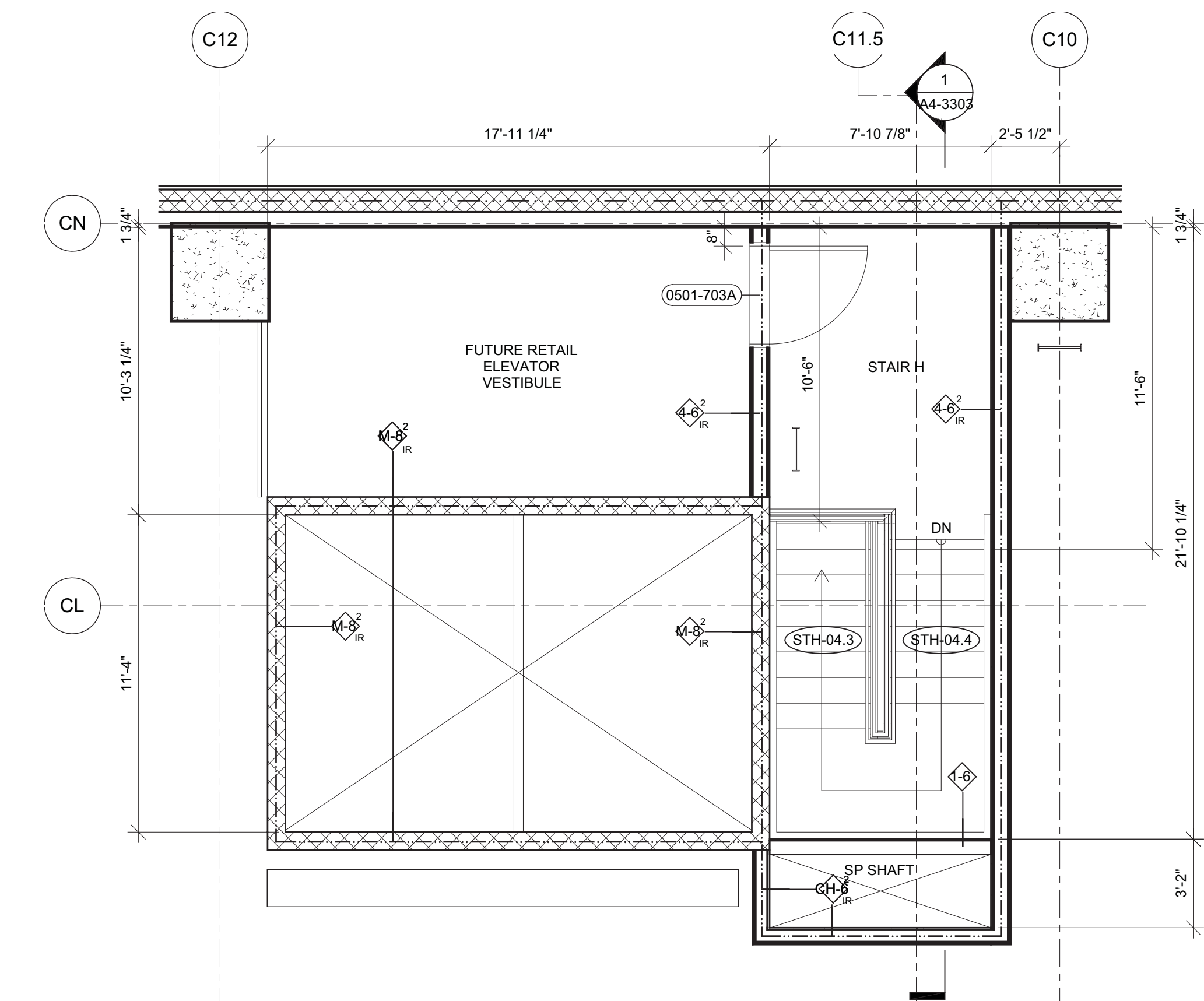




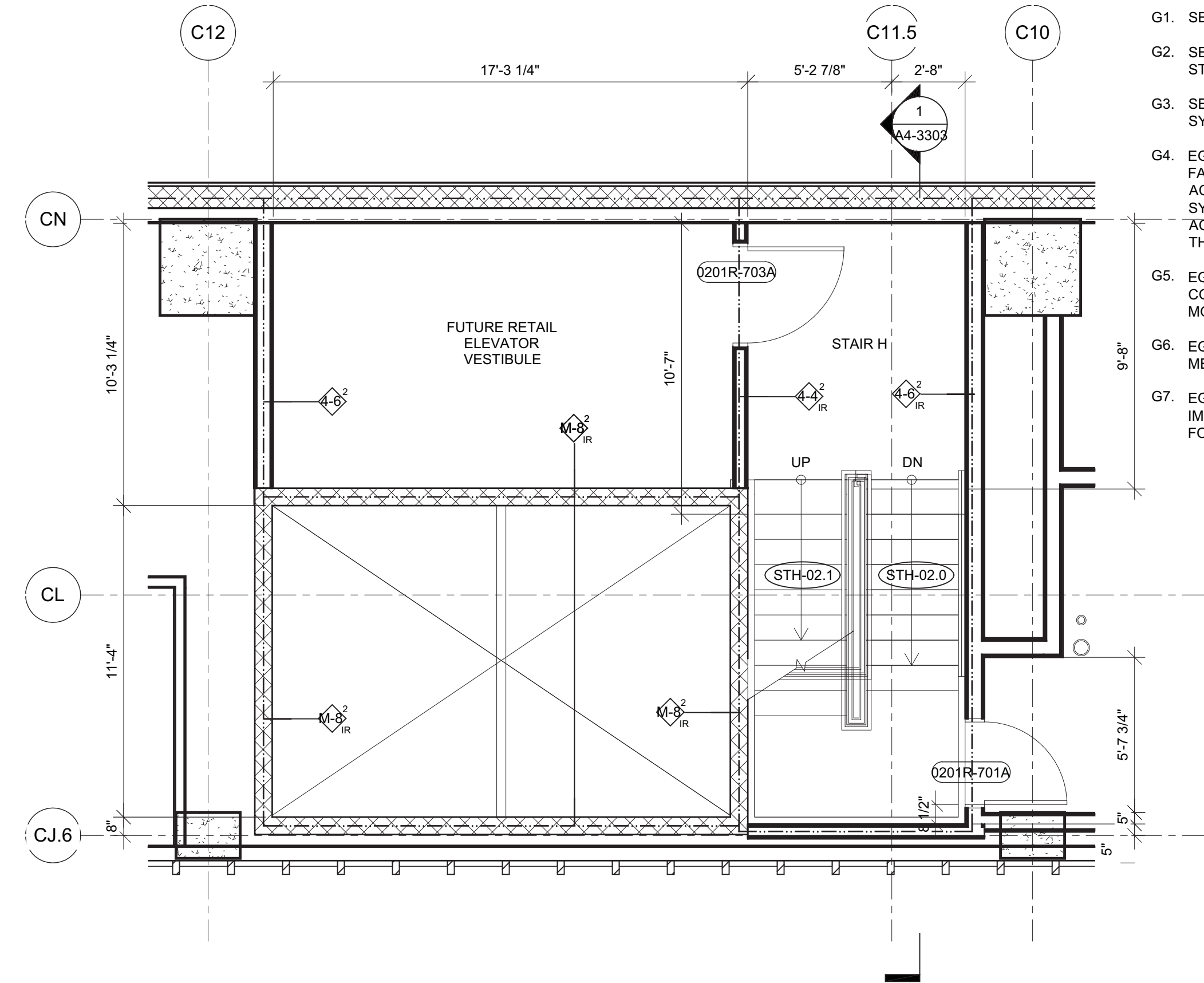
10 STAIR V WEST SECTION  
SCALE: 1/4" = 1'-0"



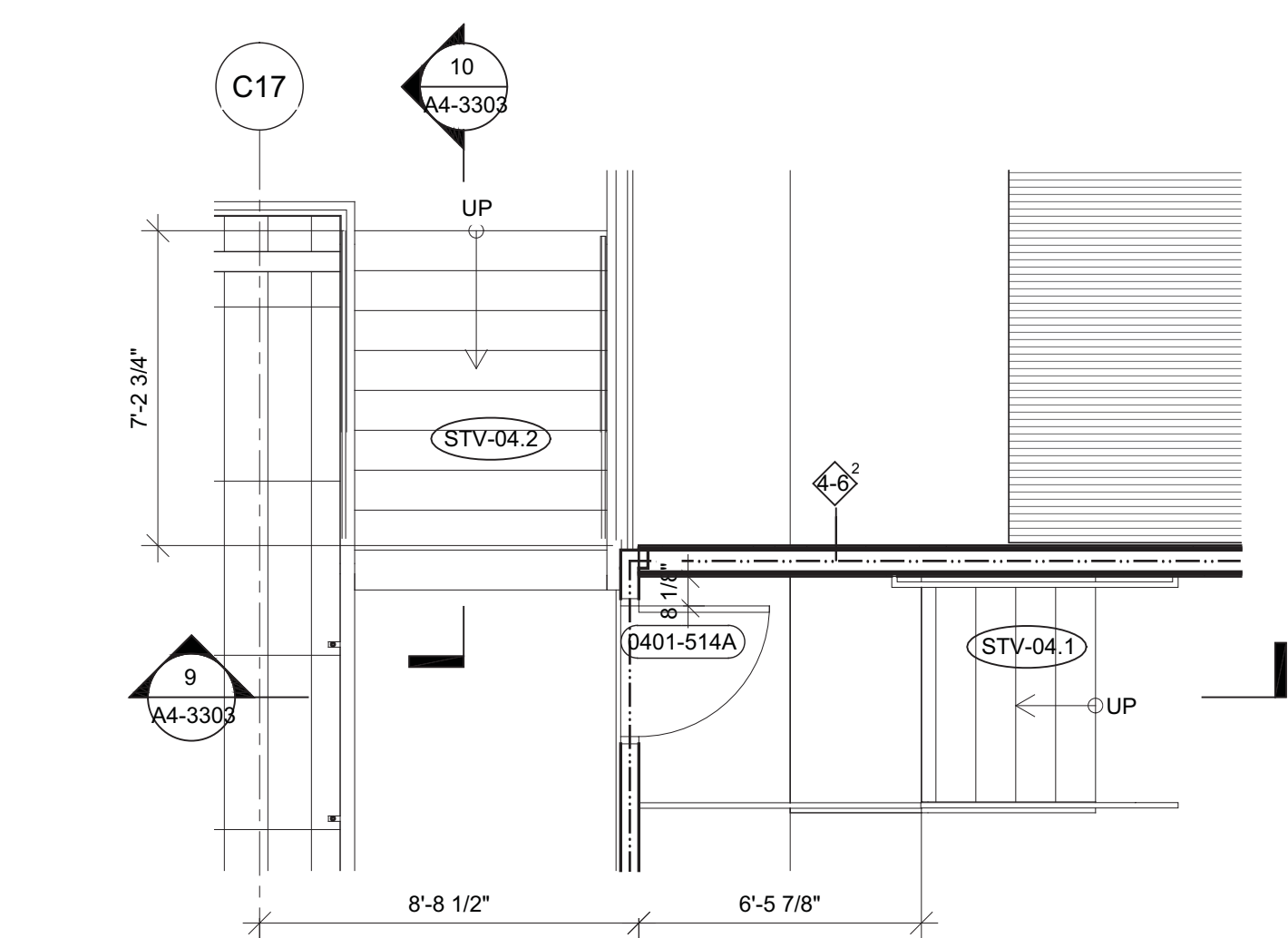
9 STAIR V NORTH SECTION  
SCALE: 1/4" = 1'-0"



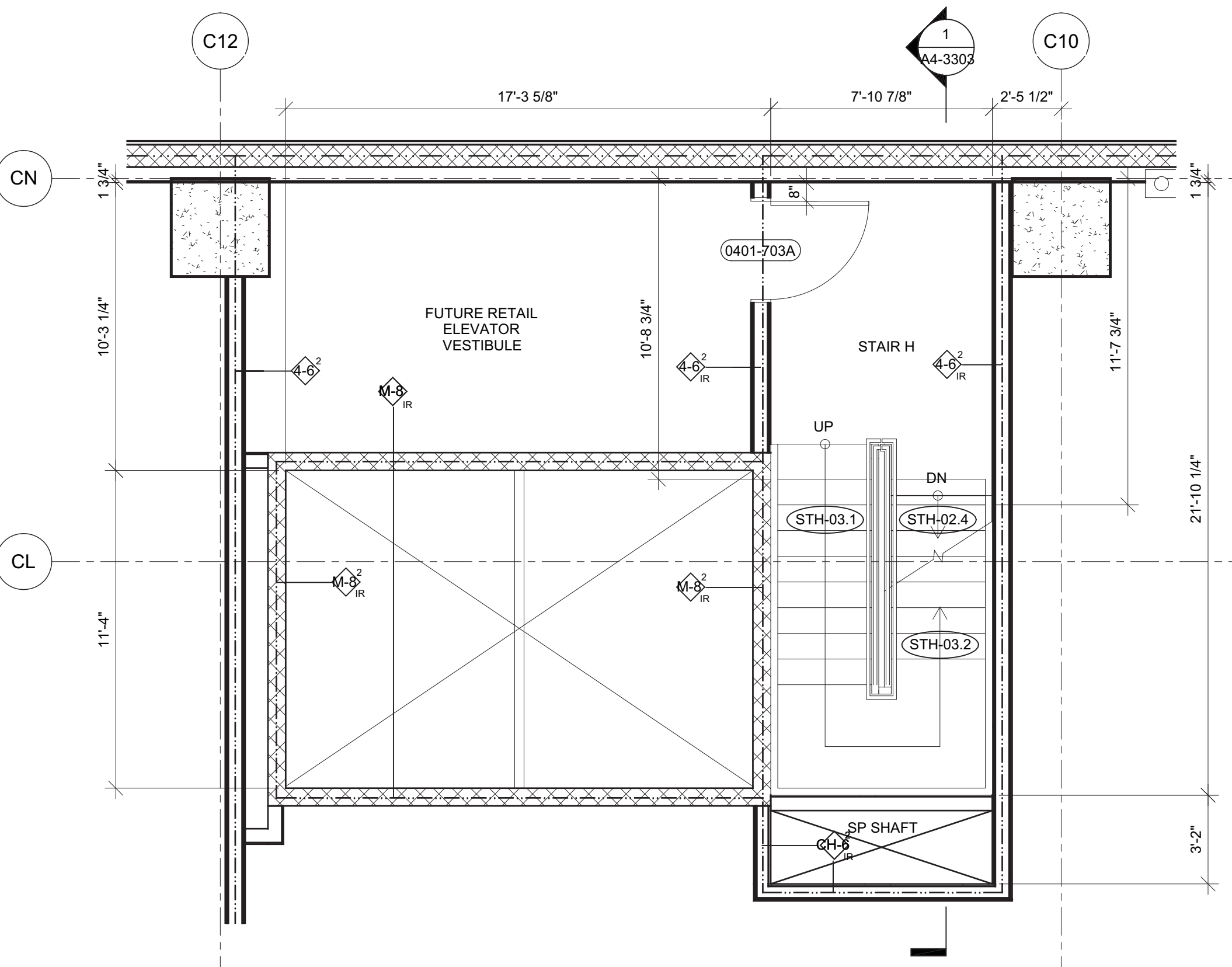
5 FLOOR 05 ENLARGED PLAN - STAIR H & FUTURE RETAIL ELEVATOR VESTIBULE  
SCALE: 1/4" = 1'-0"



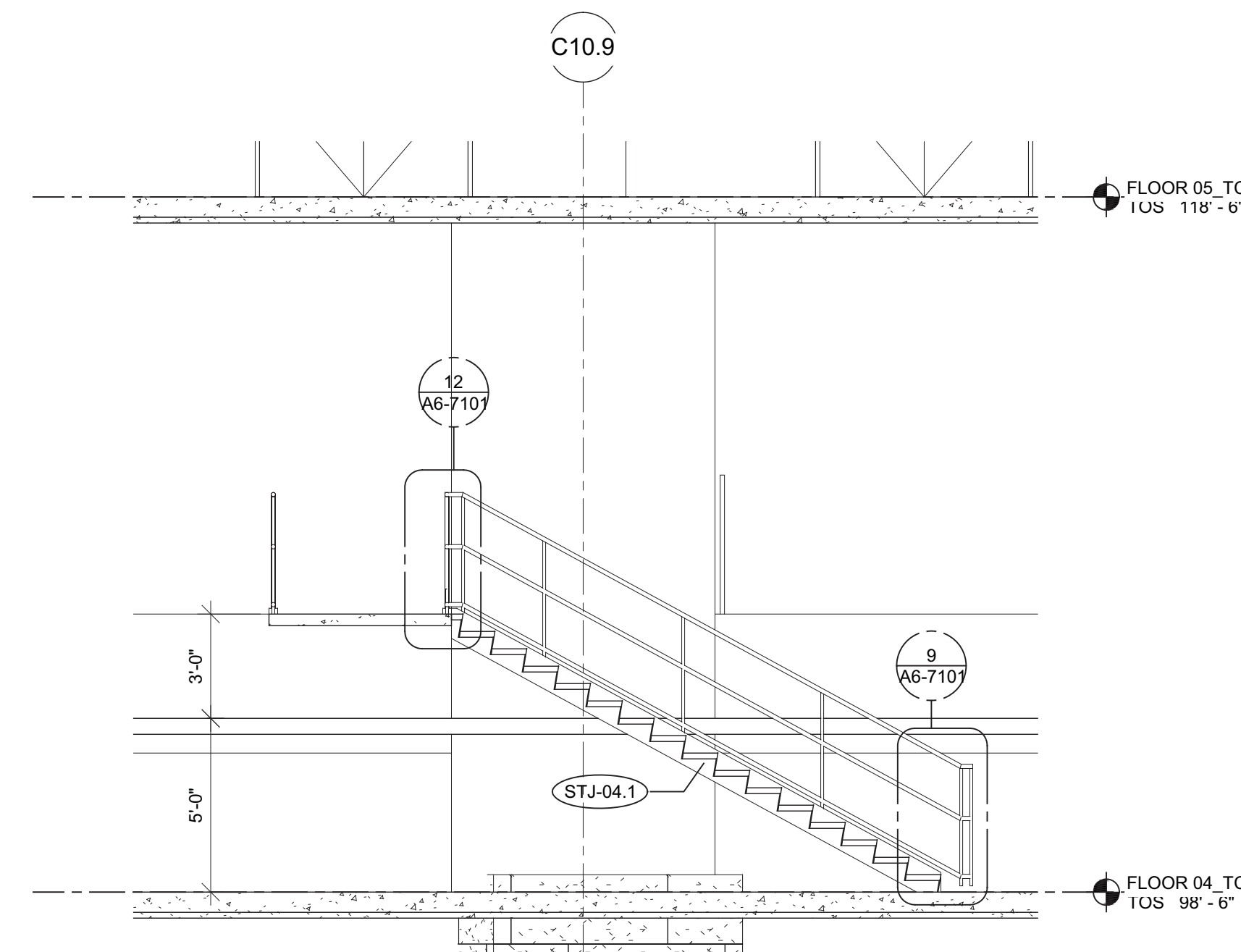
2 FLOOR 02R ENLARGED PLAN - STAIR H & FUTURE RETAIL ELEVATOR VESTIBULE  
SCALE: 1/4" = 1'-0"



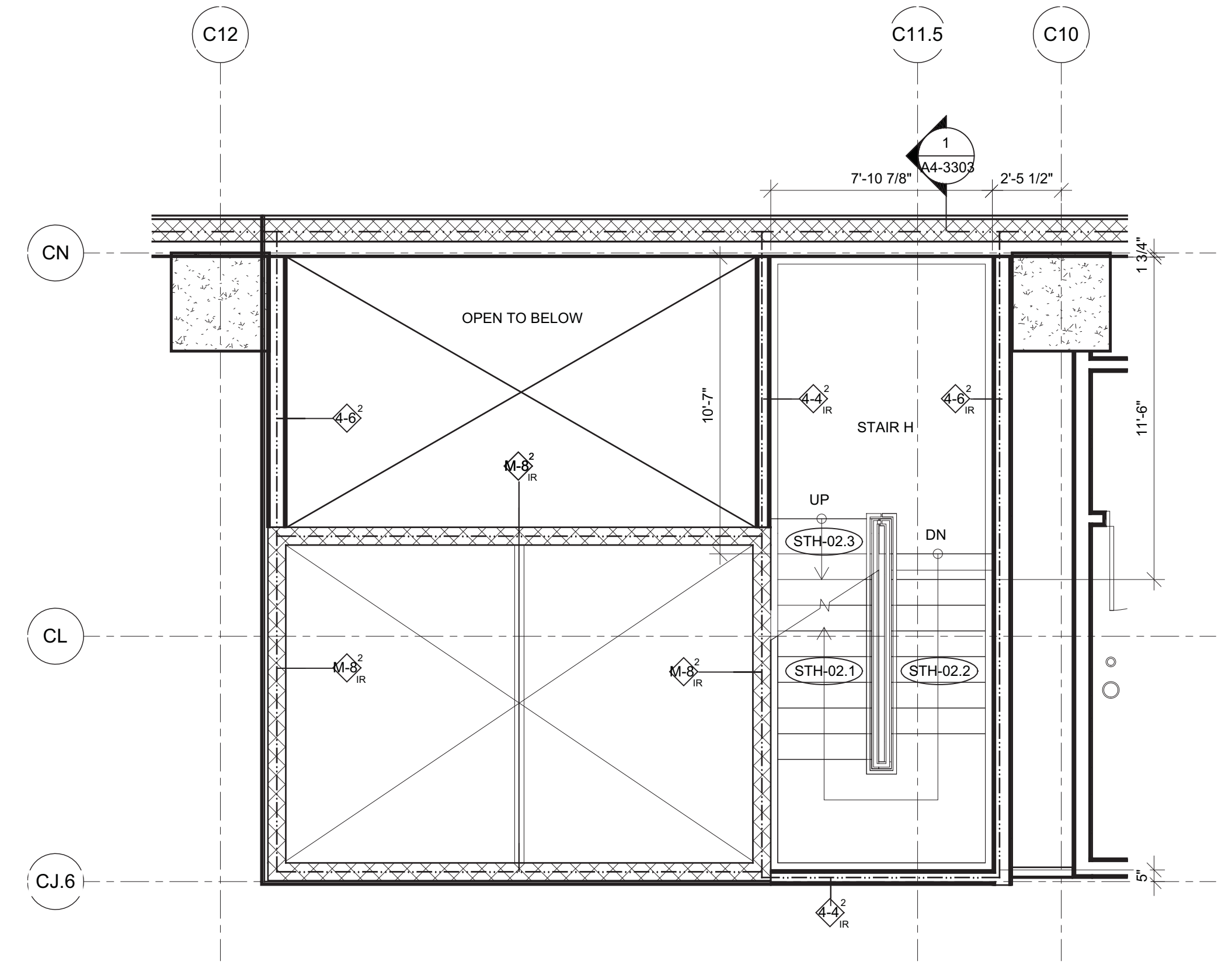
8 ENLARGED PLAN - STAIR V  
SCALE: 1/4" = 1'-0"



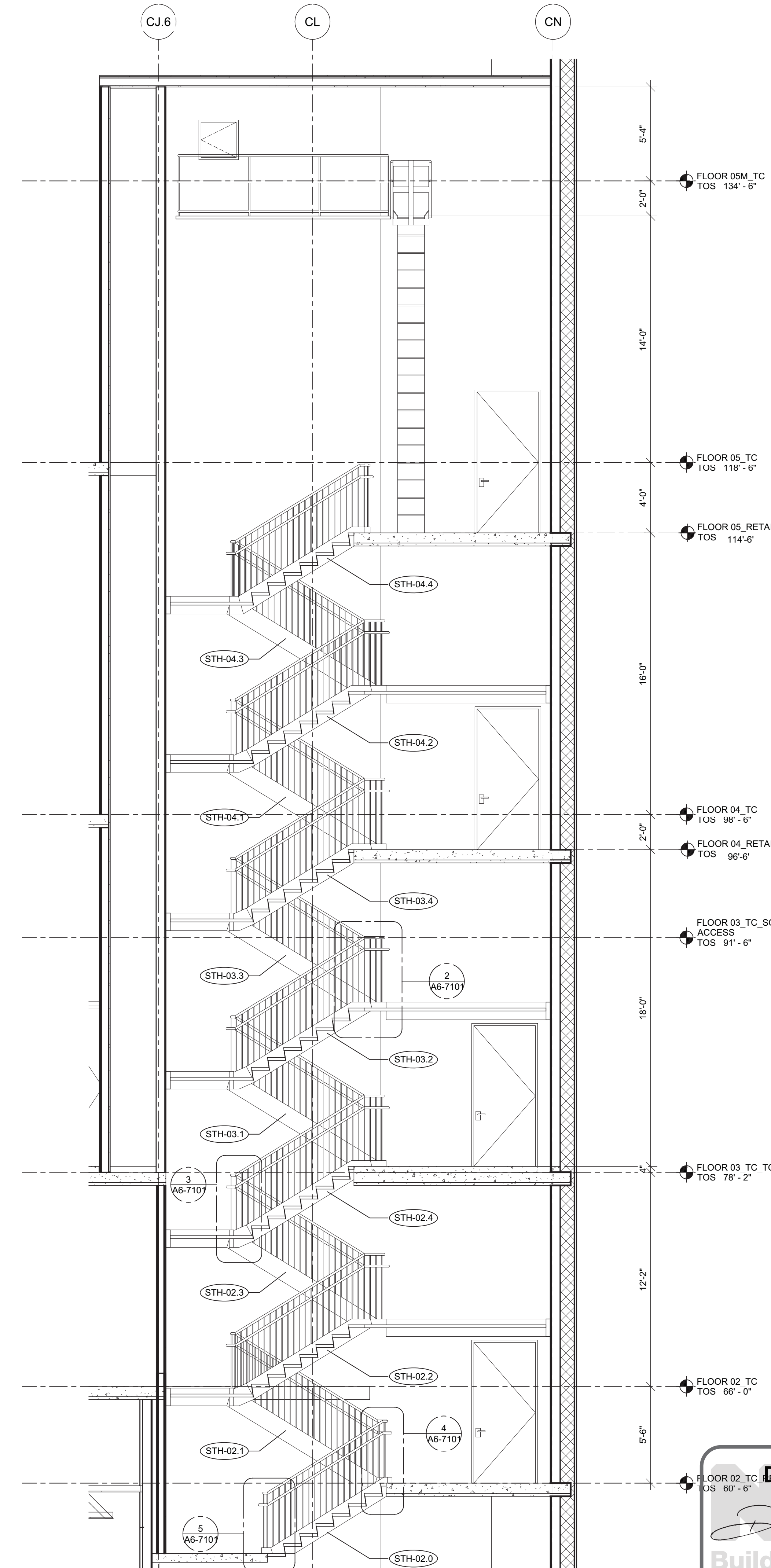
4 FLOOR 03&04 ENLARGED PLAN - STAIR H & FUTURE RETAIL ELEVATOR VESTIBULE  
SCALE: 1/4" = 1'-0"



7 STAIR J - SECTION  
SCALE: 1/4" = 1'-0"



3 FLOOR 02 ENLARGED PLAN - STAIR H & FUTURE RETAIL ELEVATOR VESTIBULE  
SCALE: 1/4" = 1'-0"



1 STAIR H -SECTION LOOKING WEST  
SCALE: 1/4" = 1'-0"

- A4-SERIES GENERAL NOTES
- SEE SPECS FOR CONVEYANCE EQUIPMENT SCHEDULE.
  - SEE DRAWING A4-7001 FOR STAIR SCHEDULE AND STAIR COMPONENT TYPES.
  - SEE DRAWING A6-1001 FOR PARTITION SCHEDULE AND SYMBOL DESCRIPTION.
  - EGRESS STAIR DOORS EQUIPPED WITH AUTOMATIC FAIL SAFE SYSTEM FOR OPENING IN THE EVENT OF THE ACTIVATION OF ANY AUTOMATIC FIRE DETECTION SYSTEM, OR WHEN ANY ELEVATOR RECALL IS ACTIVATED, OR WHEN ANY SIGNAL IS RECEIVED FROM THE FIRE COMMAND CENTER.
  - EGRESS STAIRS EQUIPPED WITH STAIRWAY COMMUNICATION SYSTEM. SEE FA DRAWINGS FOR MORE INFORMATION.
  - EGRESS STAIR ENCLOSURES ARE PRESSURIZED. SEE MECH DRAWINGS FOR MORE INFORMATION.
  - EGRESS STAIR ENCLOSURES ARE CONSTRUCTED OF IMPACT RESISTANT MATERIALS. SEE PARTITION TYPES FOR MORE INFORMATION.

**HUDSON YARDS - TOWER C**

Address  
501 WEST 30TH STREET  
NEW YORK, NY

Client  
Related Companies  
60 Columbus Circle  
New York, NY 10023  
Tel: 212.801.1000 Fax: 212.801.1048

Oxford Properties Group  
320 Park Avenue, 17th Floor  
New York, NY 10022  
Tel: 212.866.7514 Fax: 212.986.7510

Construction Manager  
Fishman Construction Corporation  
100 Park Avenue, 5th Floor  
New York, NY 10017  
Tel: 212.708.5000

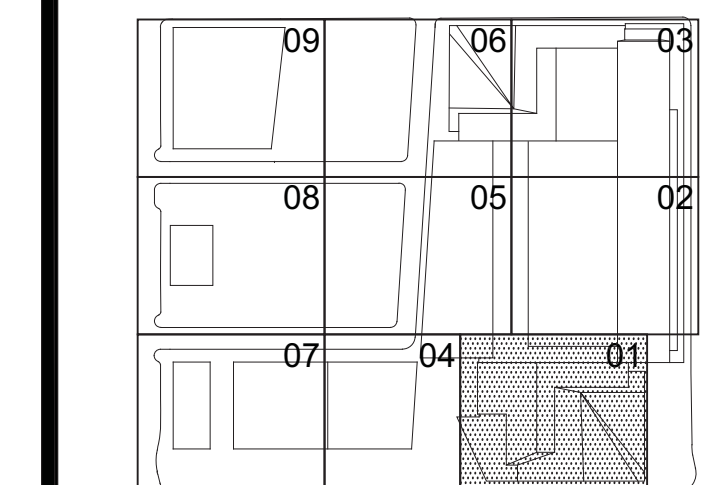
Architect  
Kohn Pedersen Fox Associates PC  
Architects & Planning Consultants  
11 West 42nd Street  
New York, NY 10036  
Tel: 212.977.6500 Fax: 212.956.2526

Structural Engineer  
Thornton Tomasetti, Inc.  
51 Madison Avenue  
New York, NY 10010  
Tel: 917.661.7800 Fax: 917.661.7801

Mechanical, Electrical, Plumbing, Fire Protection  
Jaros Baum & Bolles Consulting Engineers  
80 Pine Street  
New York, NY 10013  
Tel: 212.530.9300 Fax: 212.269.5894

1 D.O.B. BUILDING PERMIT FILING 03/22/2013  
By: Date: Date:

Any Plan



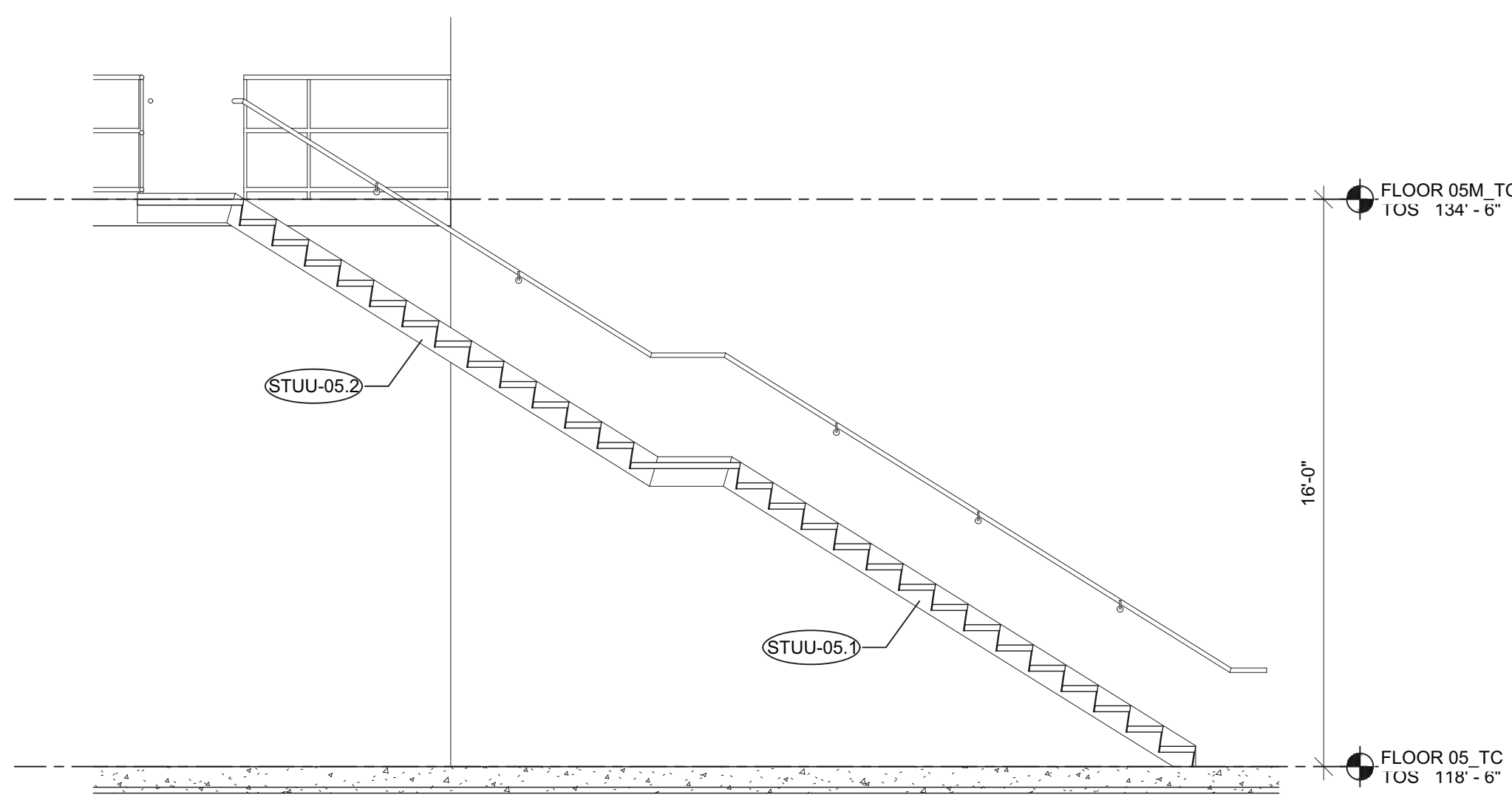
Date: 03/22/2013  
Project No: 1776.10  
Drawn By: [Signature]  
Sheet Number: [Signature]  
HYE-TC-A4-3303

ENLARGED PLANS & SECTIONS, STAIR H, J & V

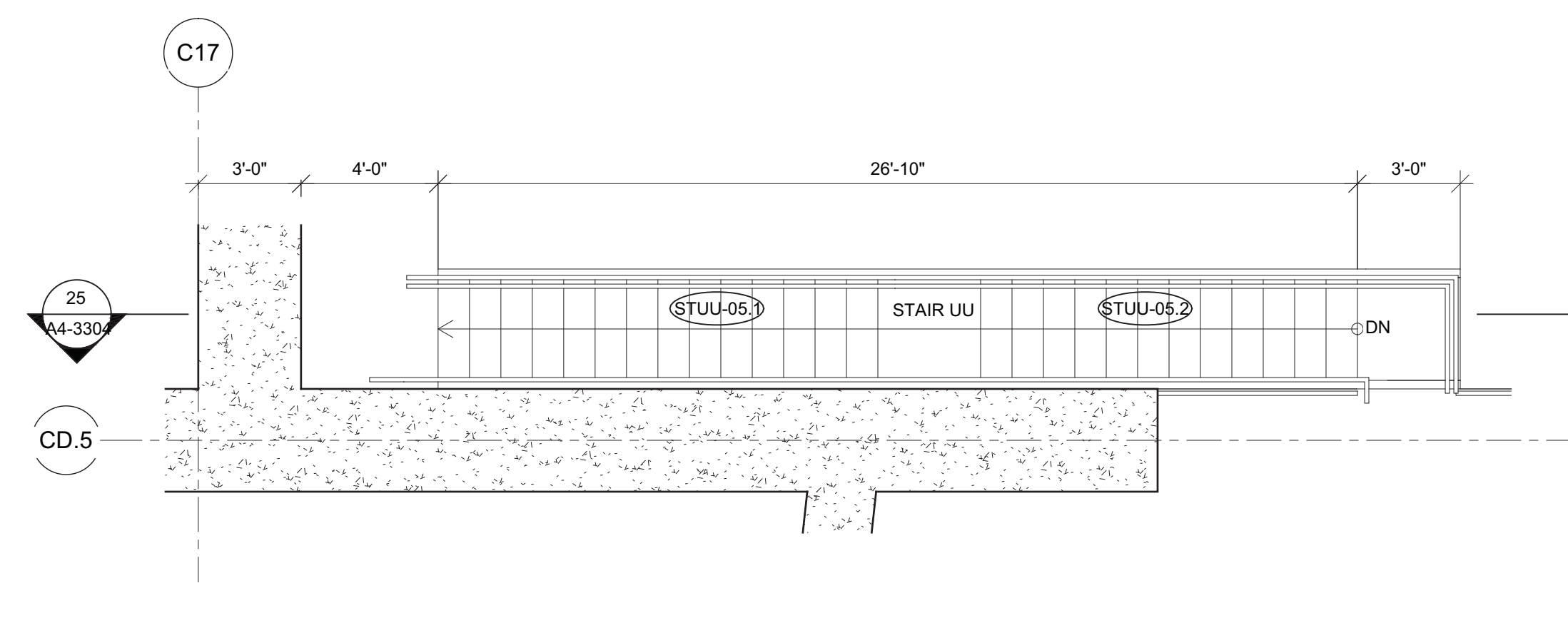
Drawing Number: A4-3303  
A4-3303 Drawing Number: A-416.00

APPROVED  
Under Directive 2 of 1975  
Date/Time: Aug 15, 2013 - 10:18 AM  
NYC Development Hub

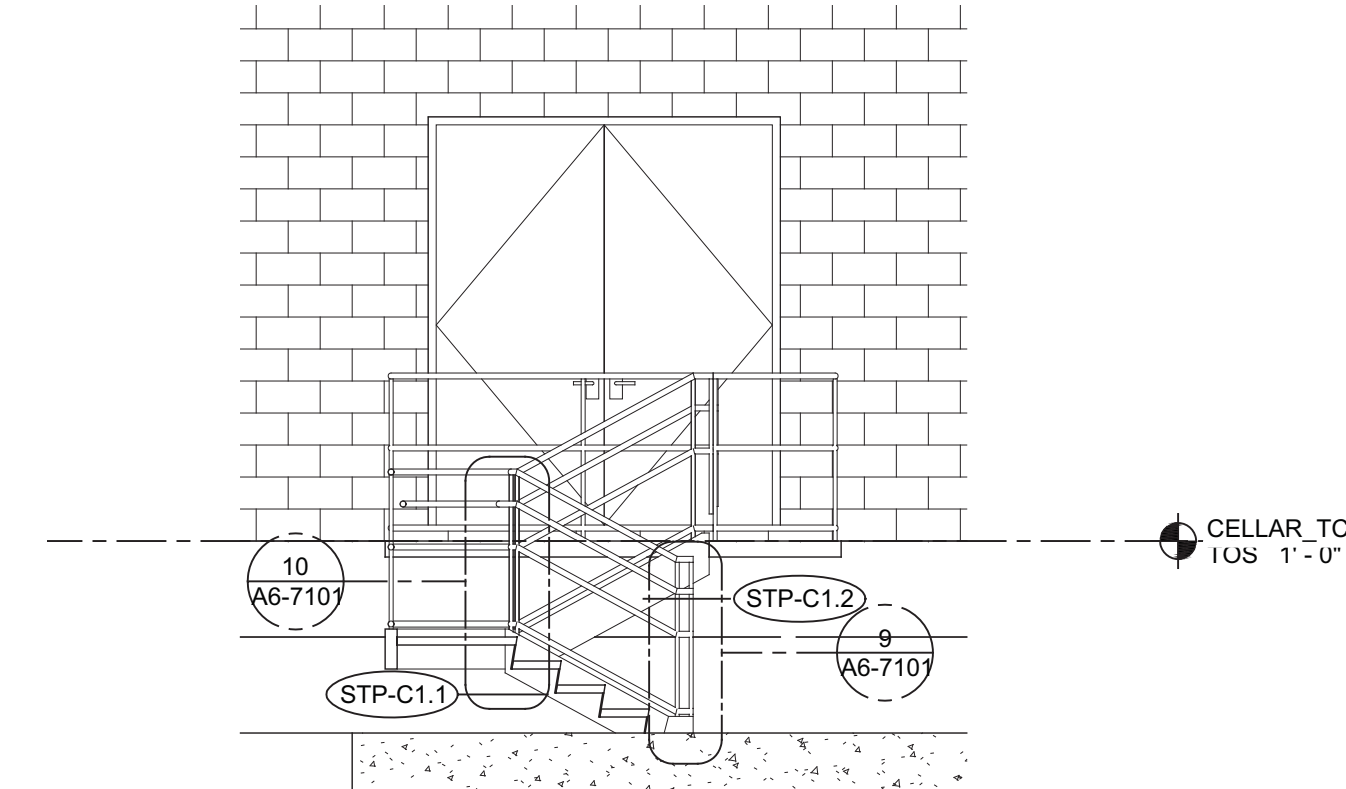




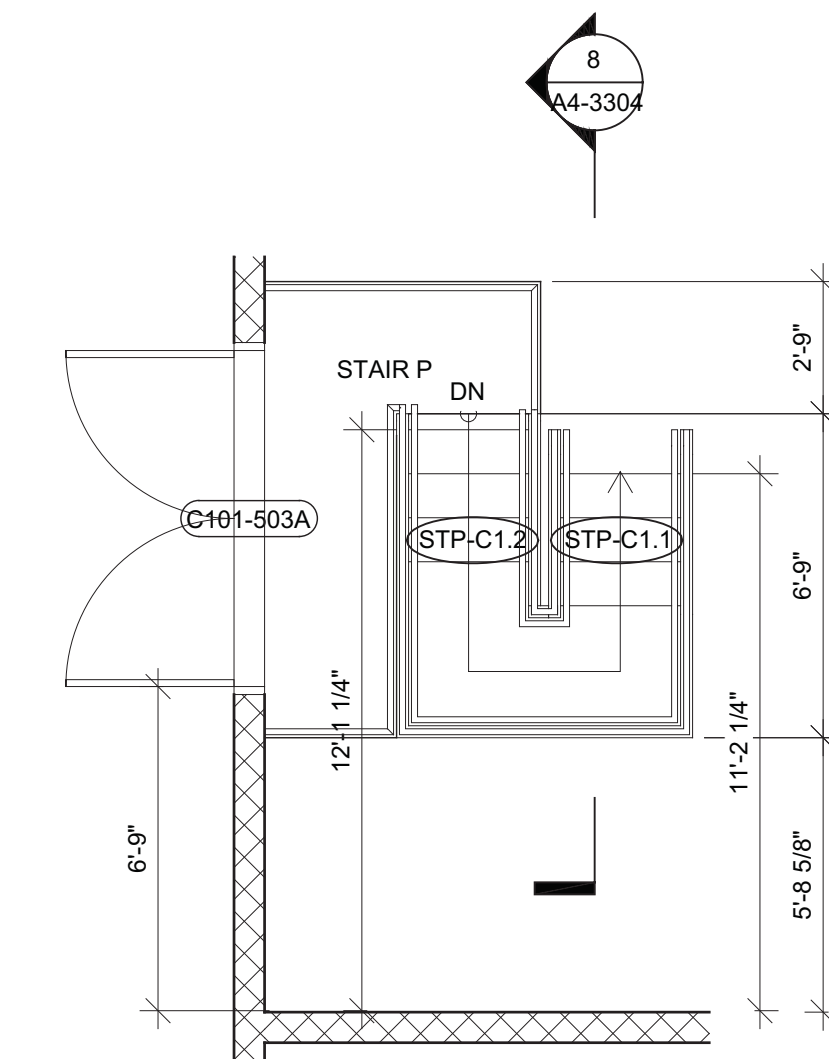
25 STAIR UU SECTION  
SCALE: 1/4" = 1'-0"



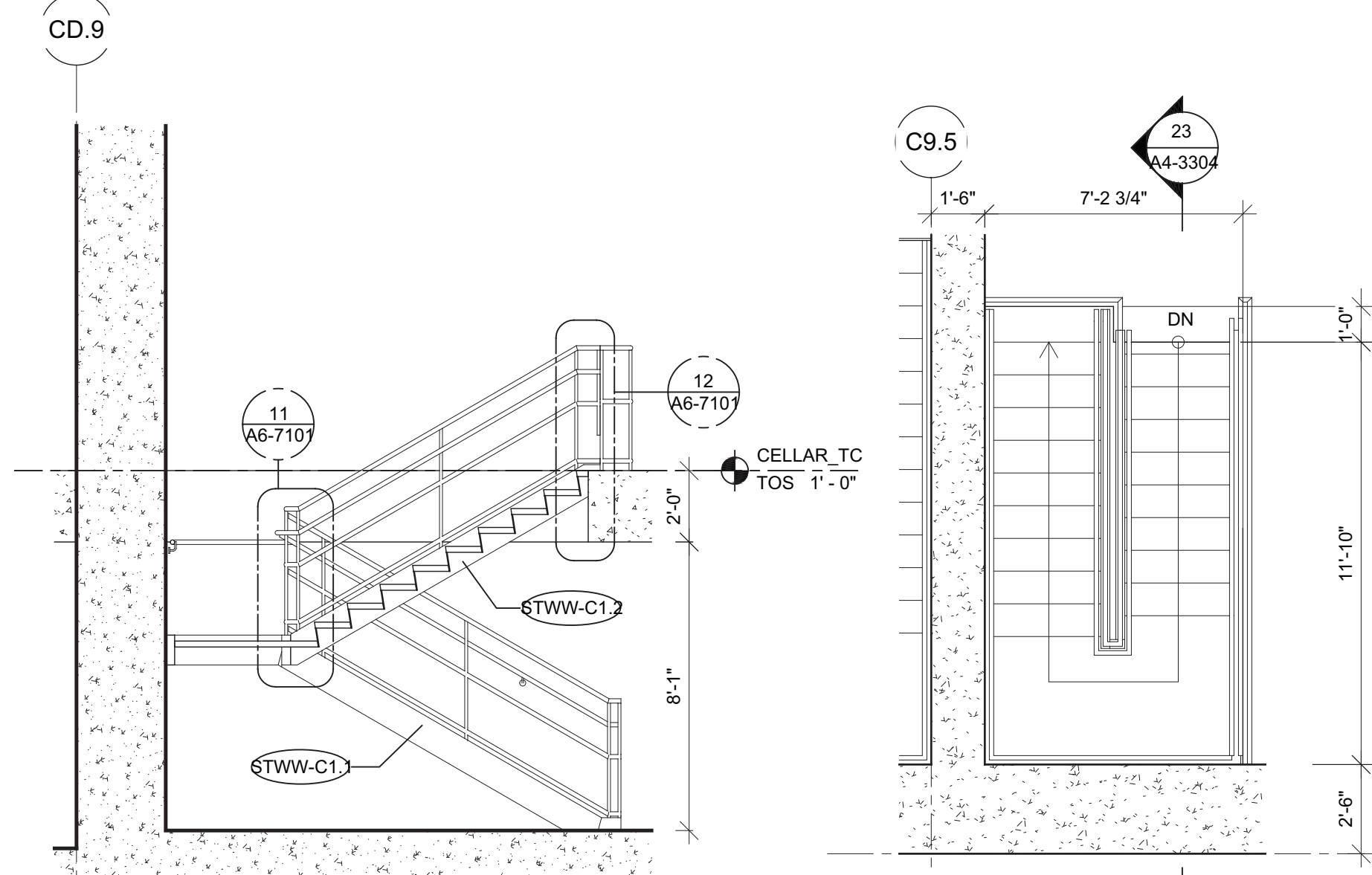
24 LEVEL 05 MEZZANINE ENLARGED PLAN - STAIR UU  
SCALE: 1/4" = 1'-0"



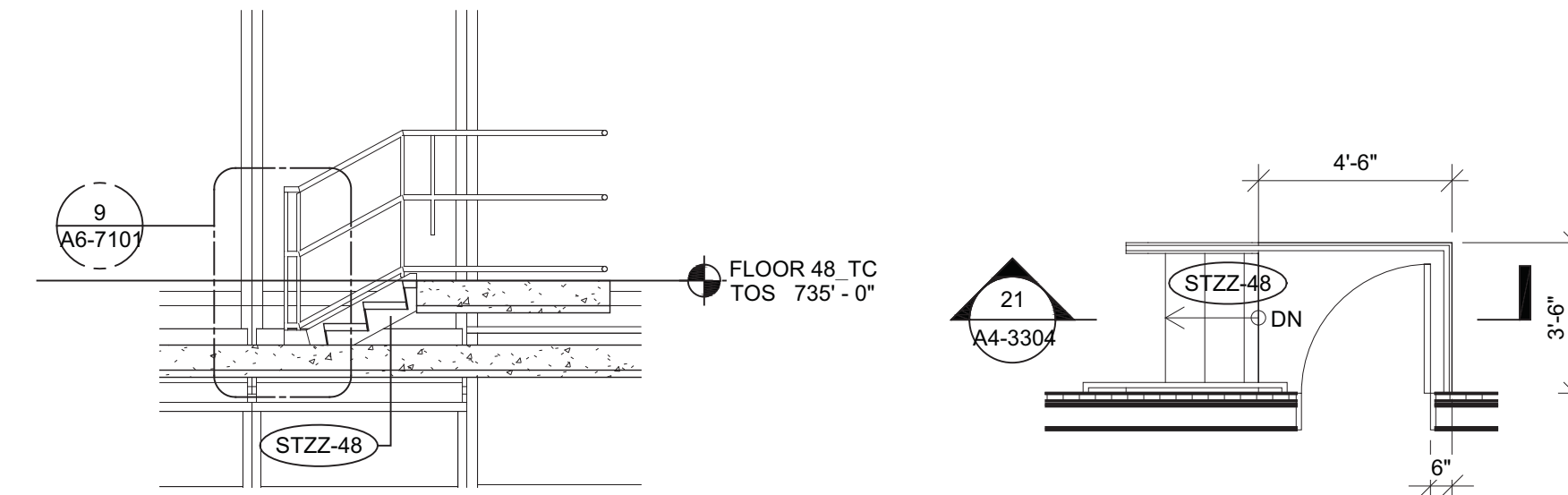
8 STAIR P SECTION  
SCALE: 1/4" = 1'-0"



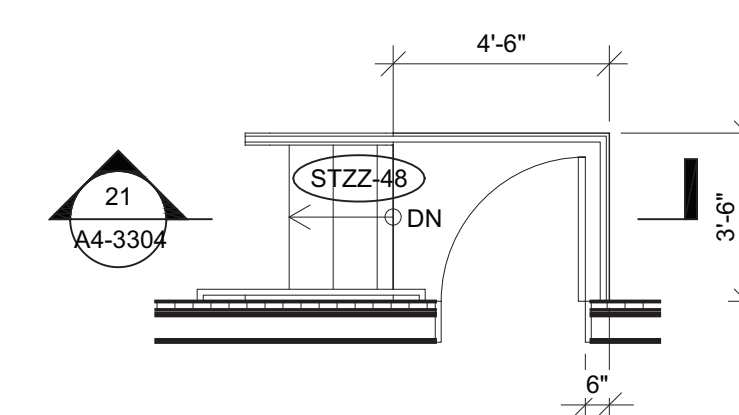
7 CELLAR FLOOR ENLARGED PLAN - STAIR P  
SCALE: 1/4" = 1'-0"



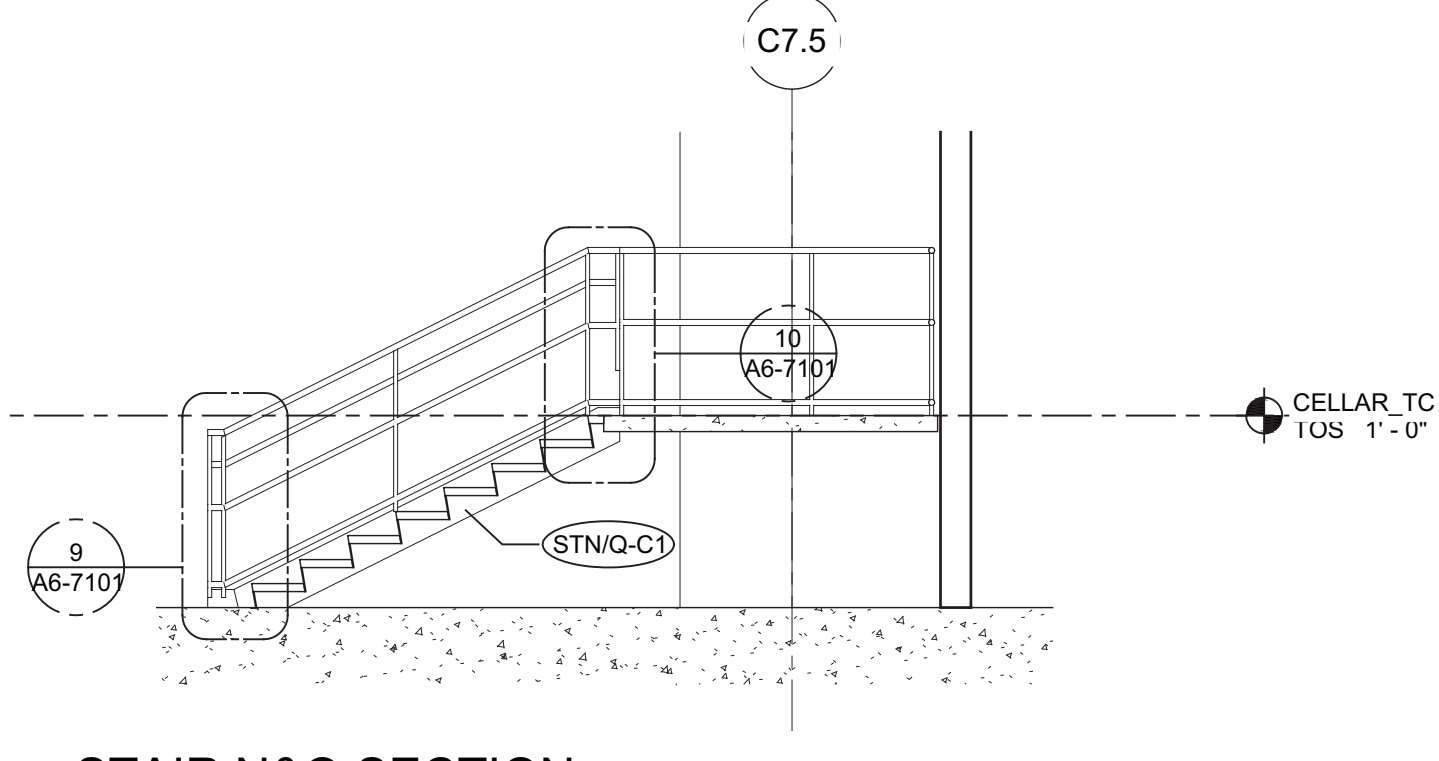
23 STAIR WW SECTION  
SCALE: 1/4" = 1'-0"



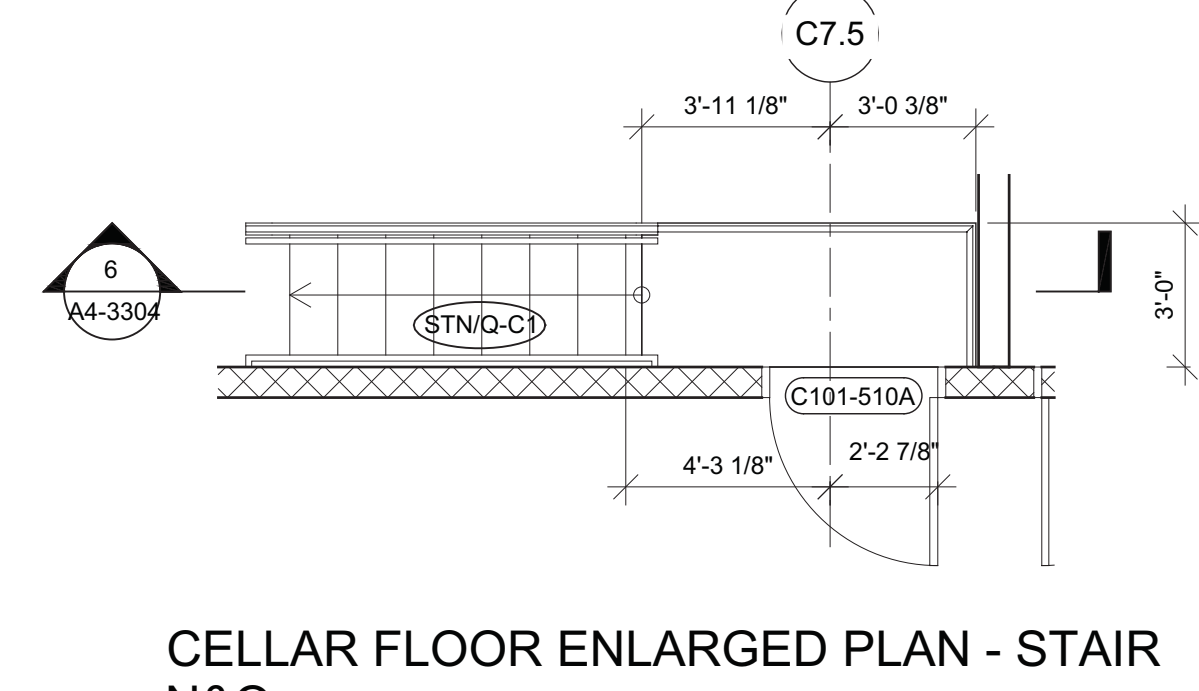
21 STAIR ZZ SECTION  
SCALE: 1/4" = 1'-0"



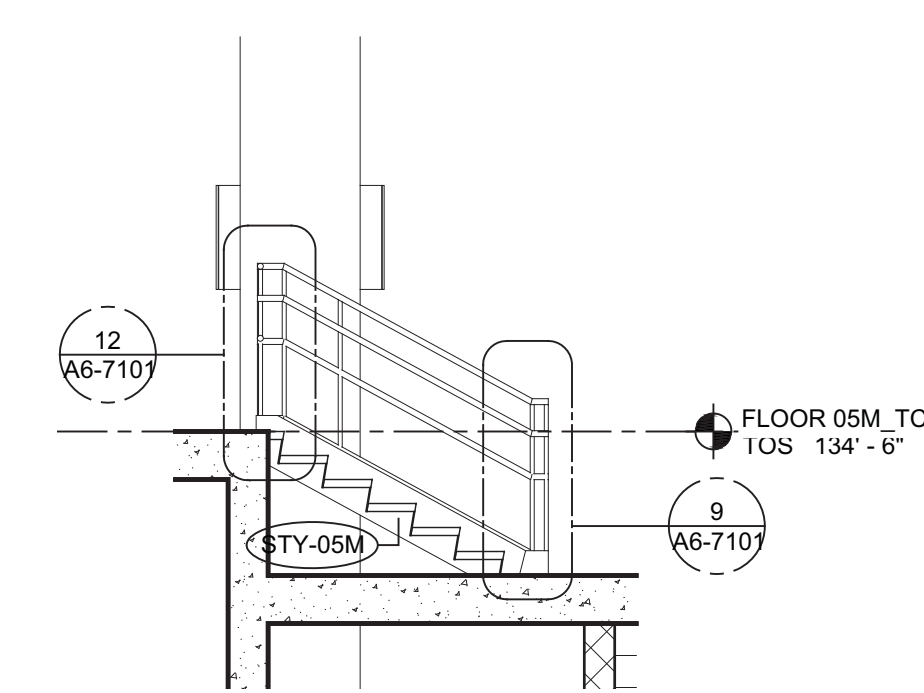
20 FLOOR 48 ENLARGED PLAN - STAIR ZZ  
SCALE: 1/4" = 1'-0"



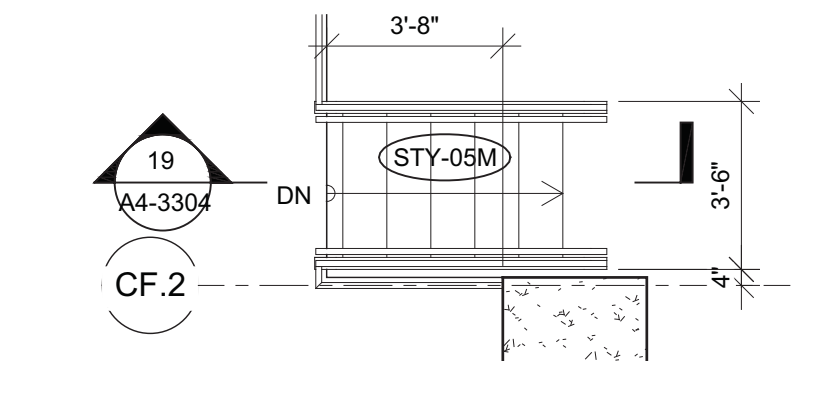
6 STAIR N&Q SECTION  
SCALE: 1/4" = 1'-0"



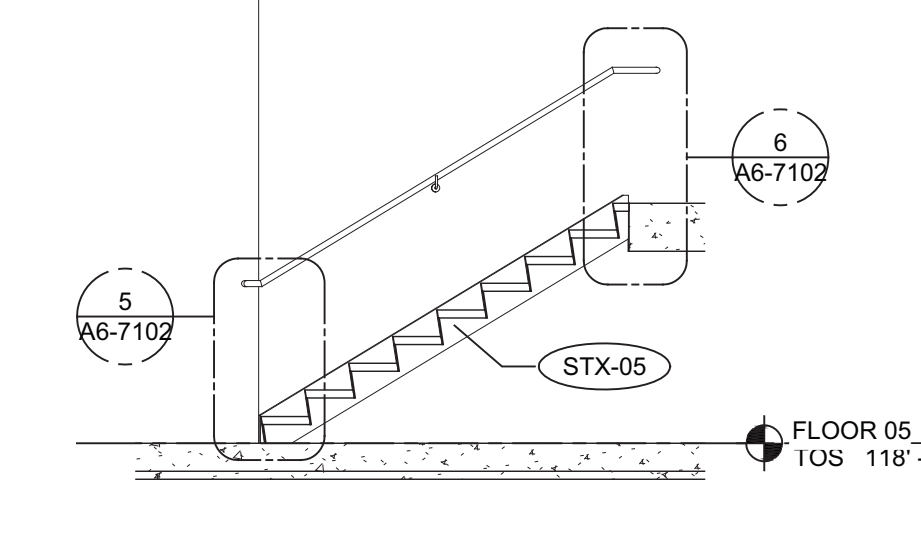
5 CELLAR FLOOR ENLARGED PLAN - STAIR N&Q  
SCALE: 1/4" = 1'-0"



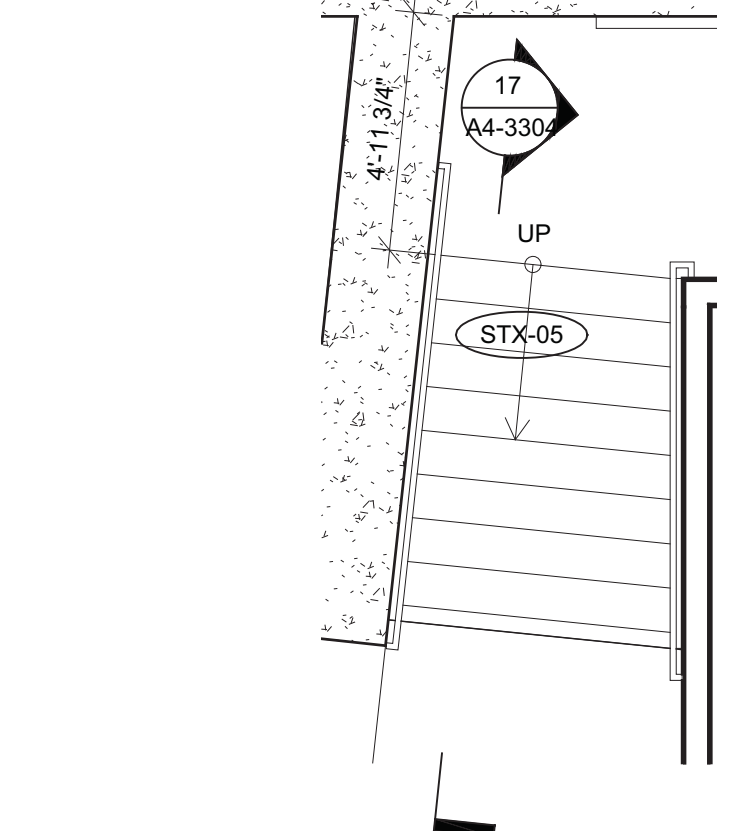
19 STAIR Y SECTION  
SCALE: 1/4" = 1'-0"



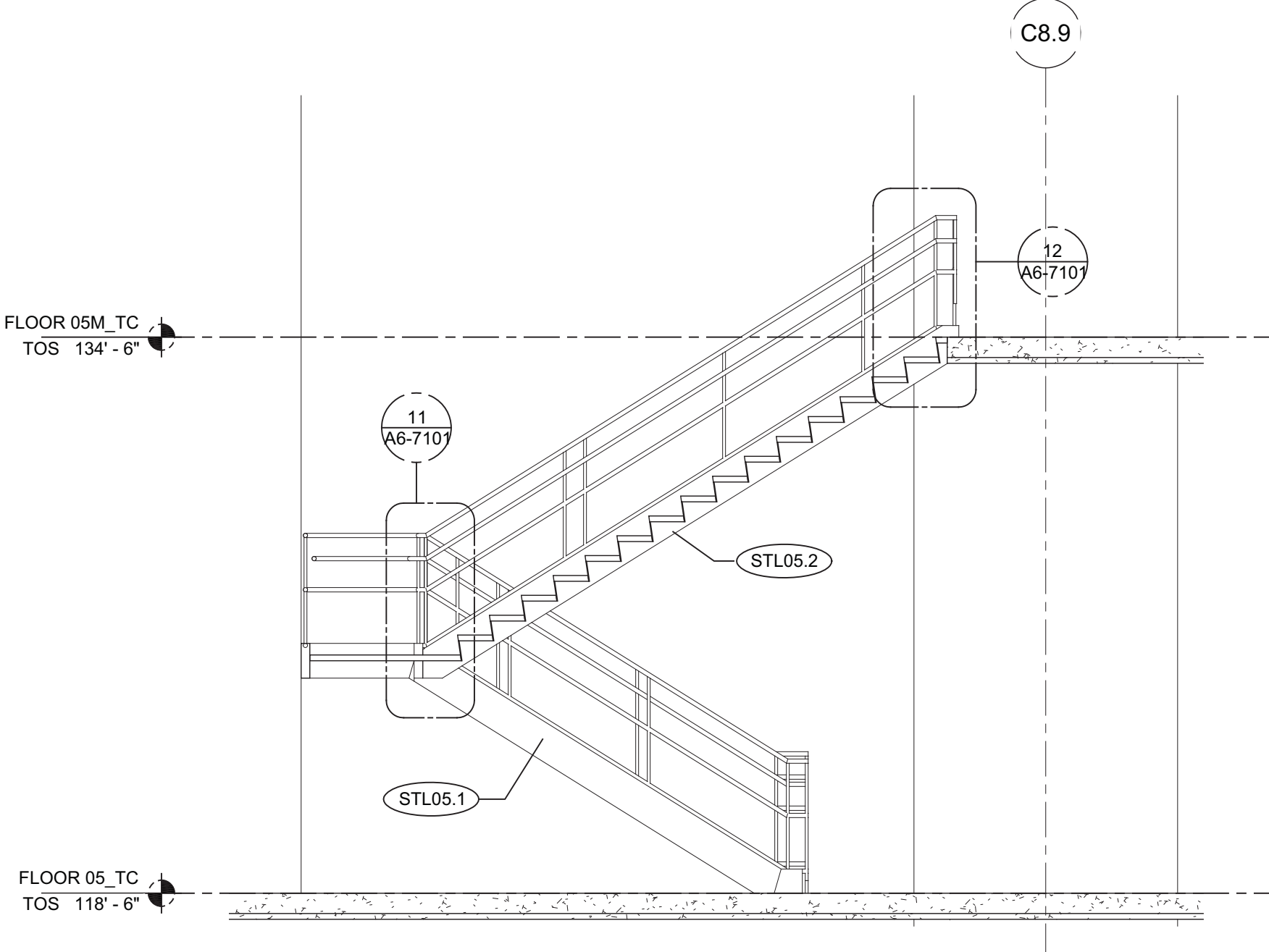
18 FLOOR 05M ENLARGED PLAN - STAIR Y  
SCALE: 1/4" = 1'-0"



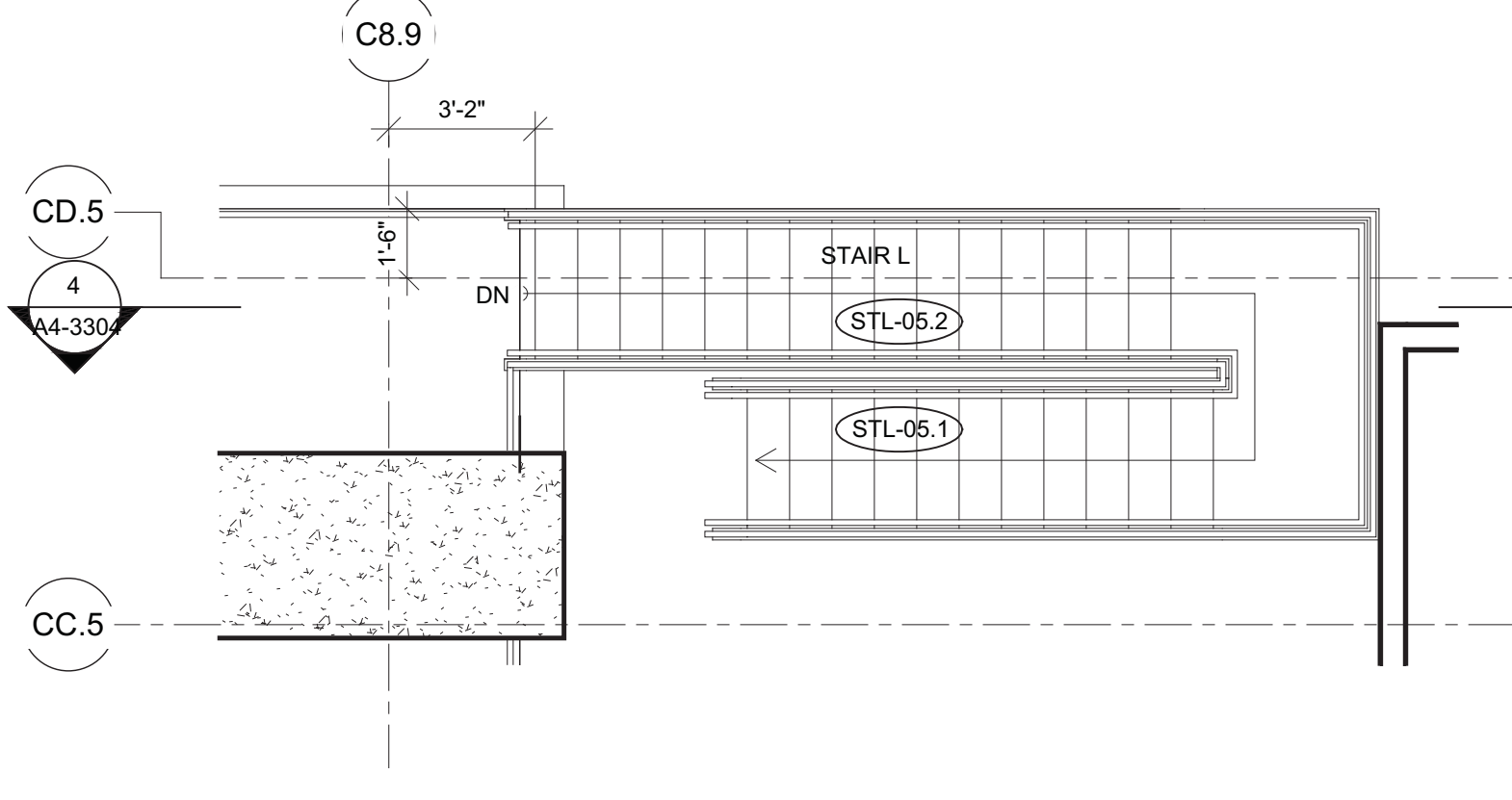
17 STAIR X SECTION  
SCALE: 1/4" = 1'-0"



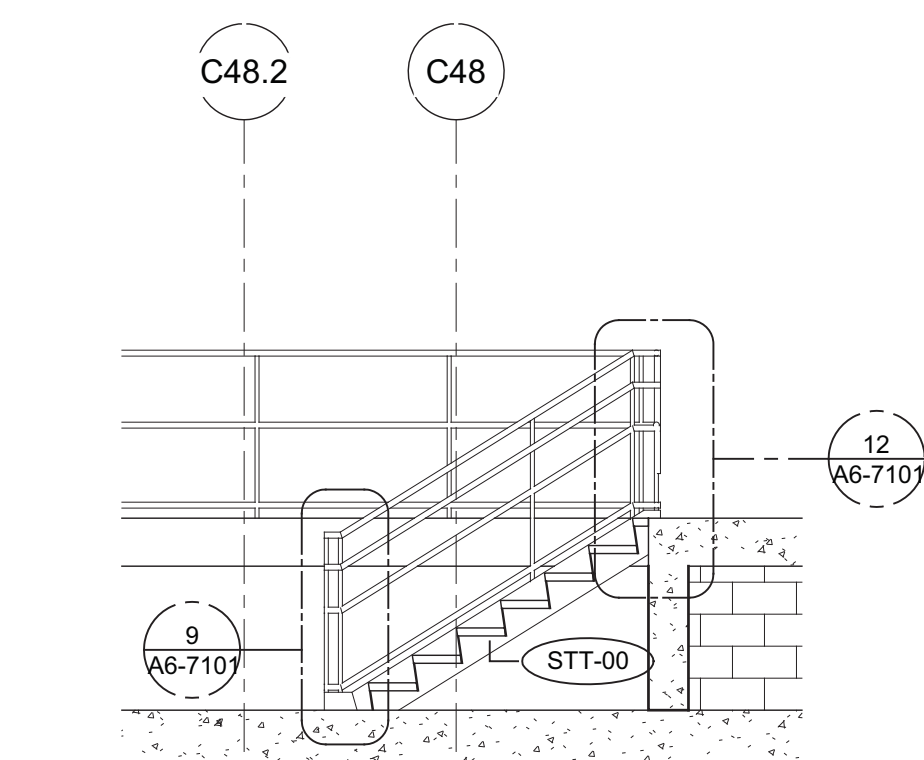
16 ENLARGED PLAN - STAIR X  
SCALE: 1/4" = 1'-0"



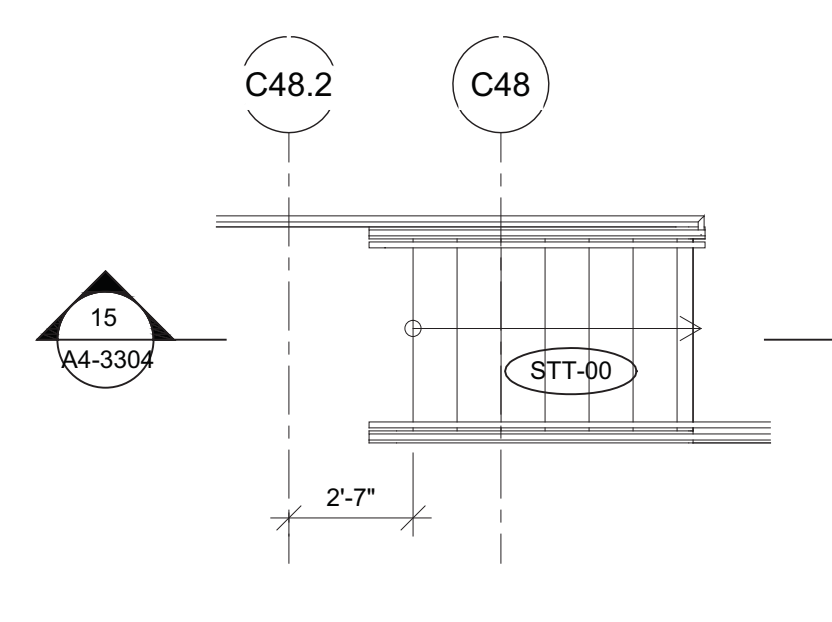
4 STAIR L SECTION  
SCALE: 1/4" = 1'-0"



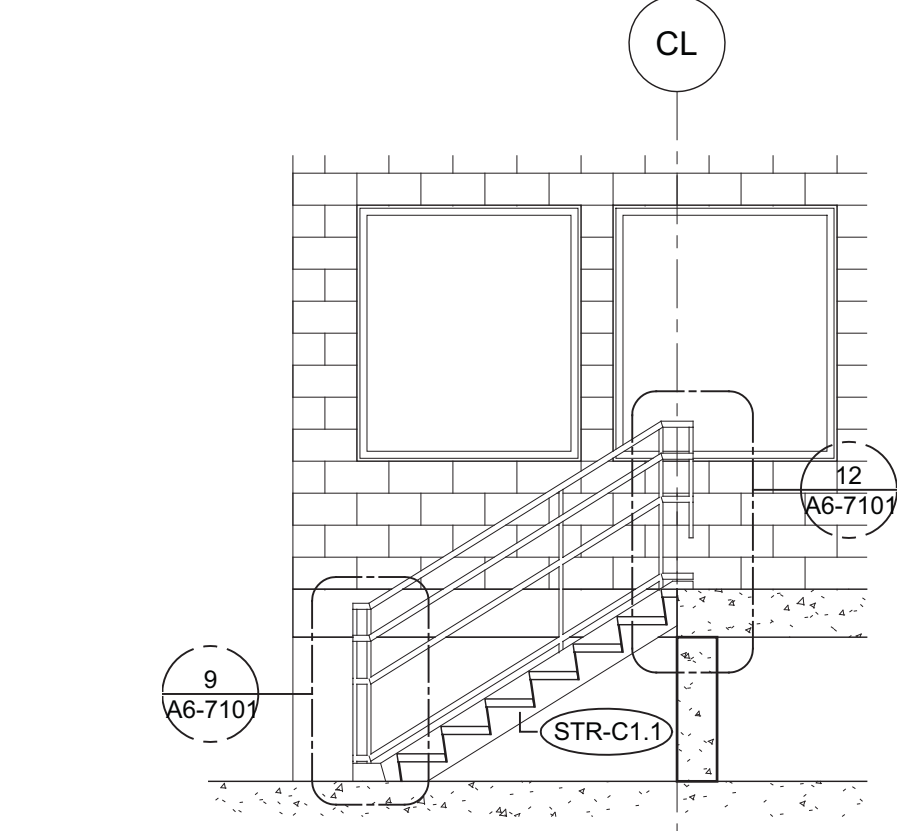
3 FLOOR 05 MEZZANINE ENLARGED PLAN - STAIR L  
SCALE: 1/4" = 1'-0"



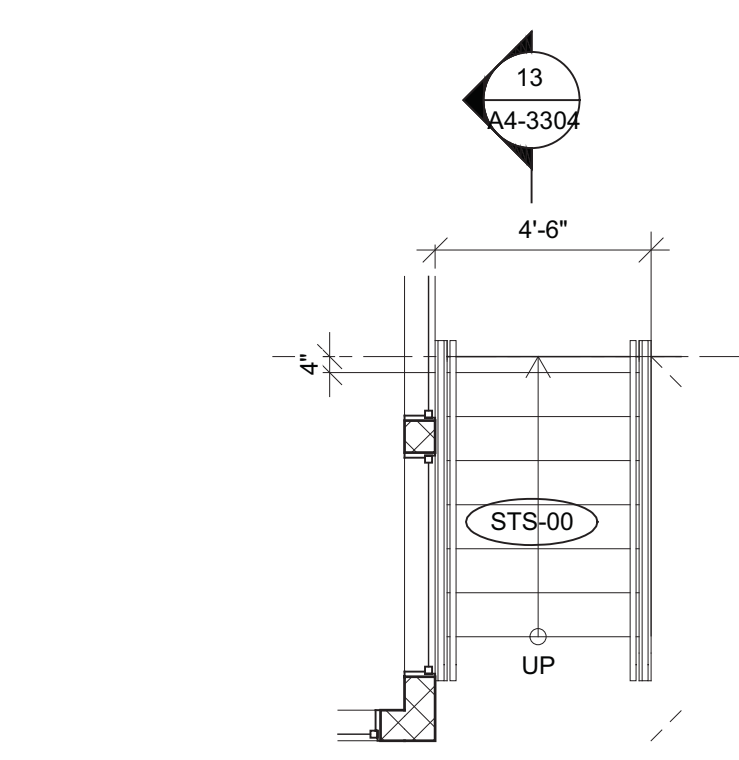
15 STAIR T SECTION  
SCALE: 1/4" = 1'-0"



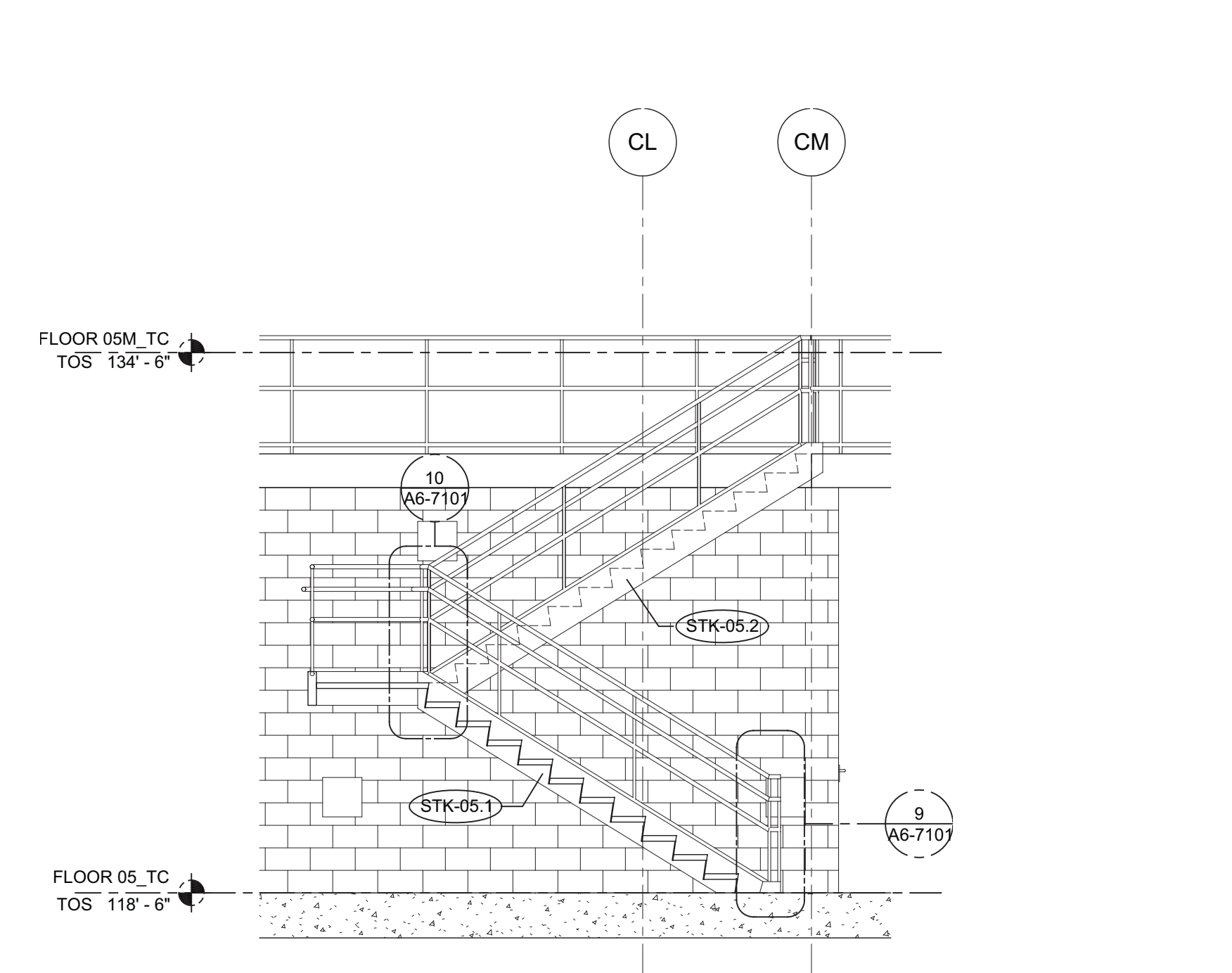
14 GROUND FLOOR ENLARGED PLAN - STAIR T  
SCALE: 1/4" = 1'-0"



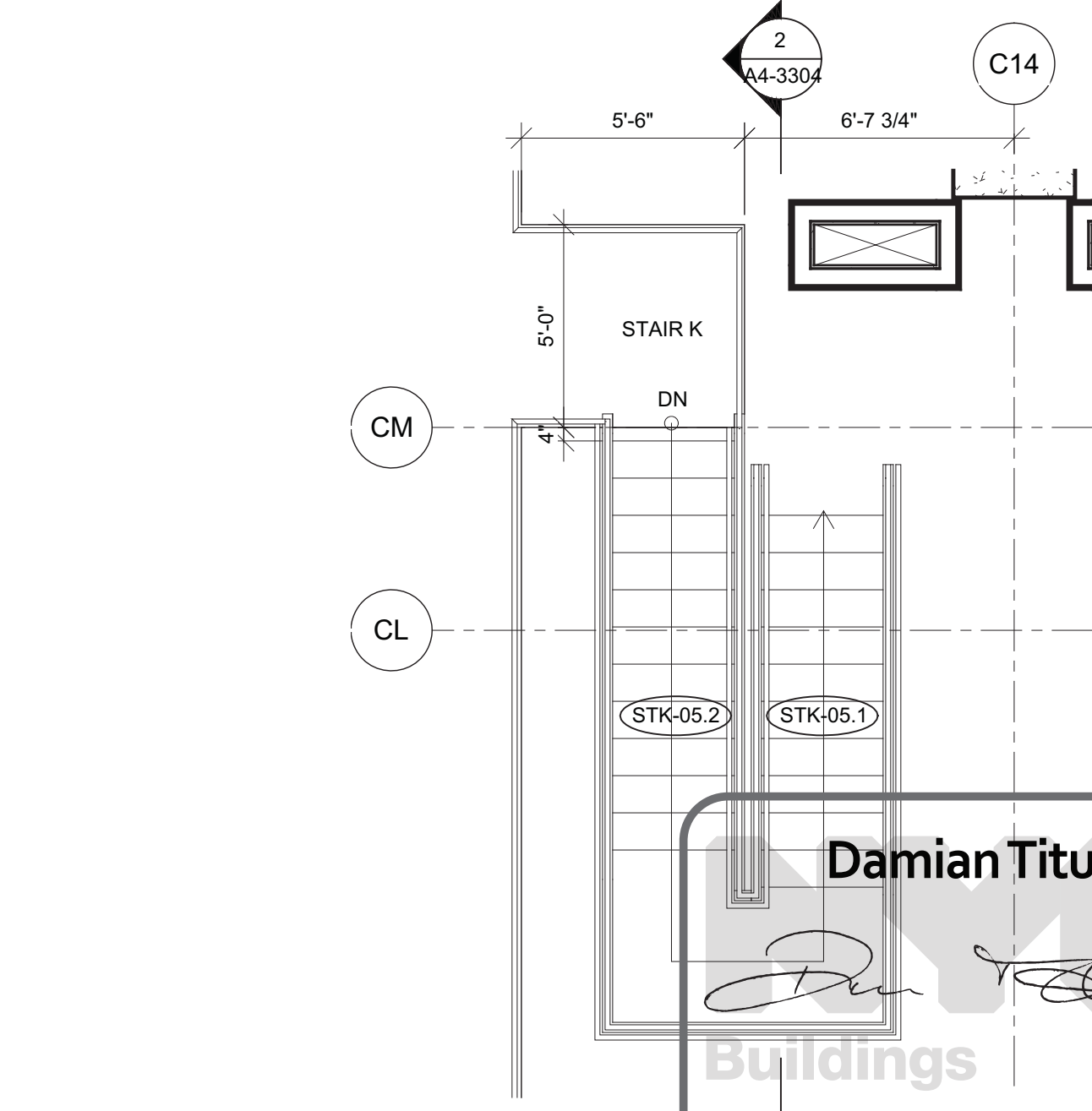
13 STAIR S SECTION  
SCALE: 1/4" = 1'-0"



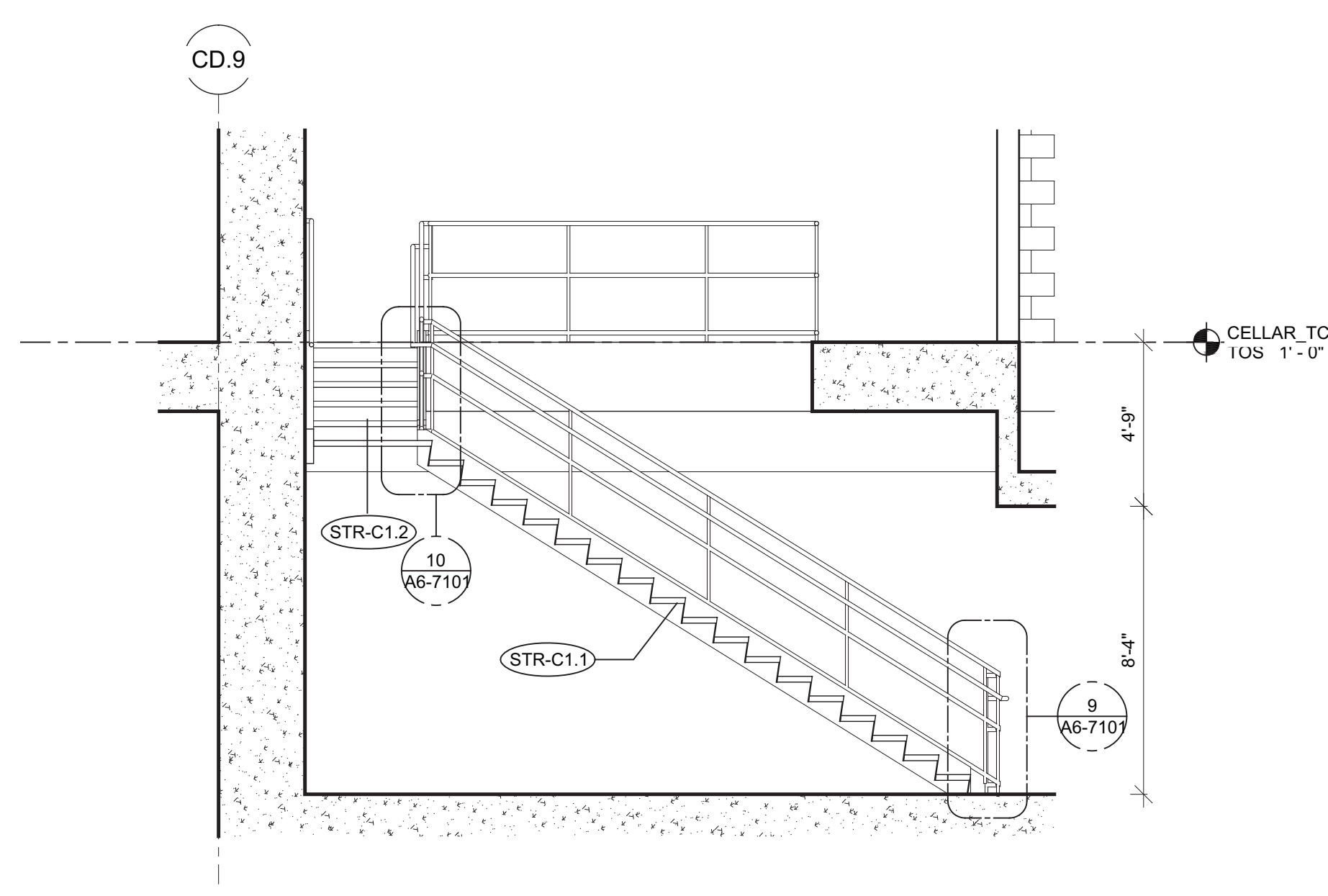
12 GROUND FLOOR ENLARGED PLAN - STAIR S  
SCALE: 1/4" = 1'-0"



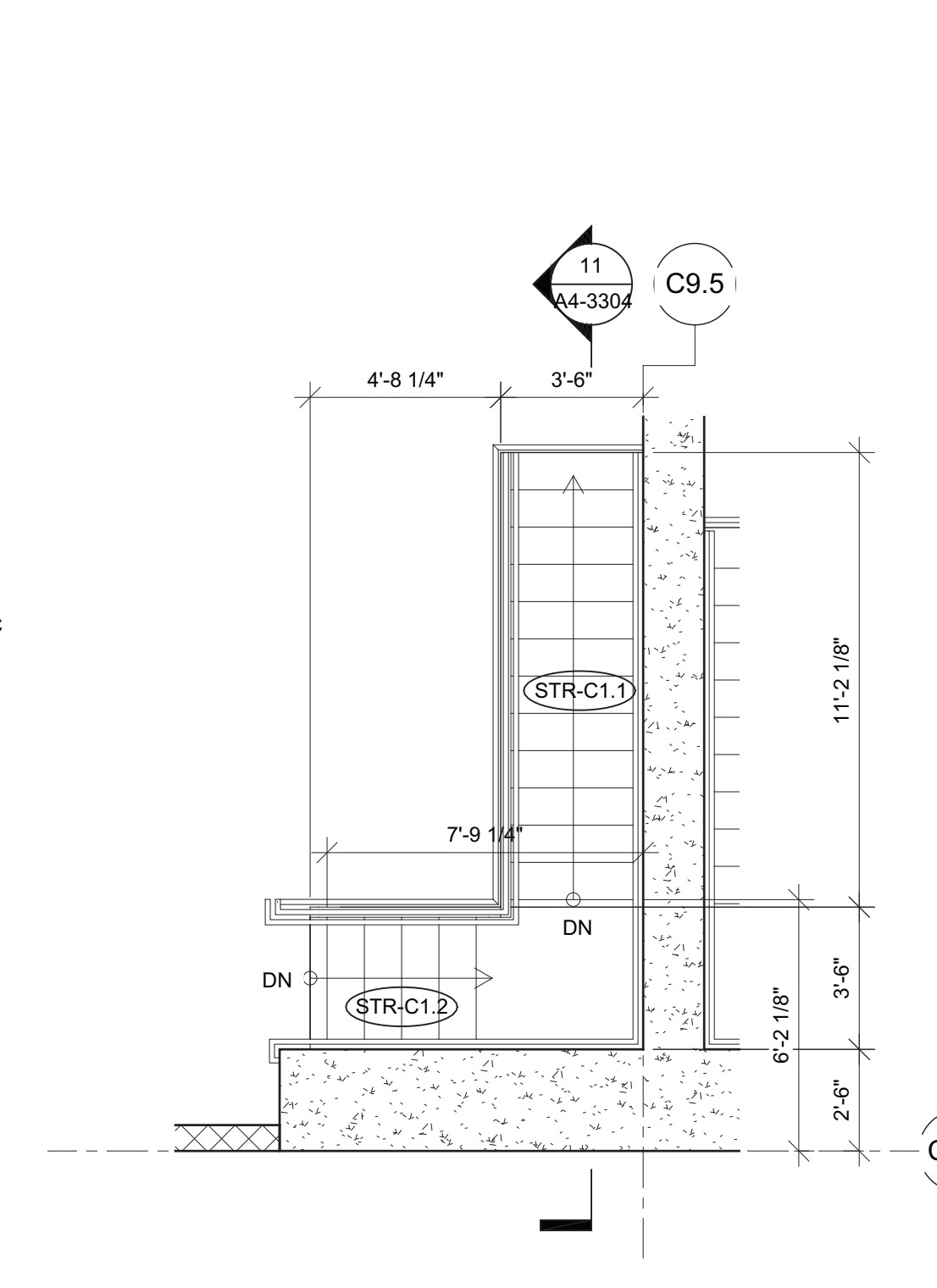
2 STAIR K SECTION  
SCALE: 1/4" = 1'-0"



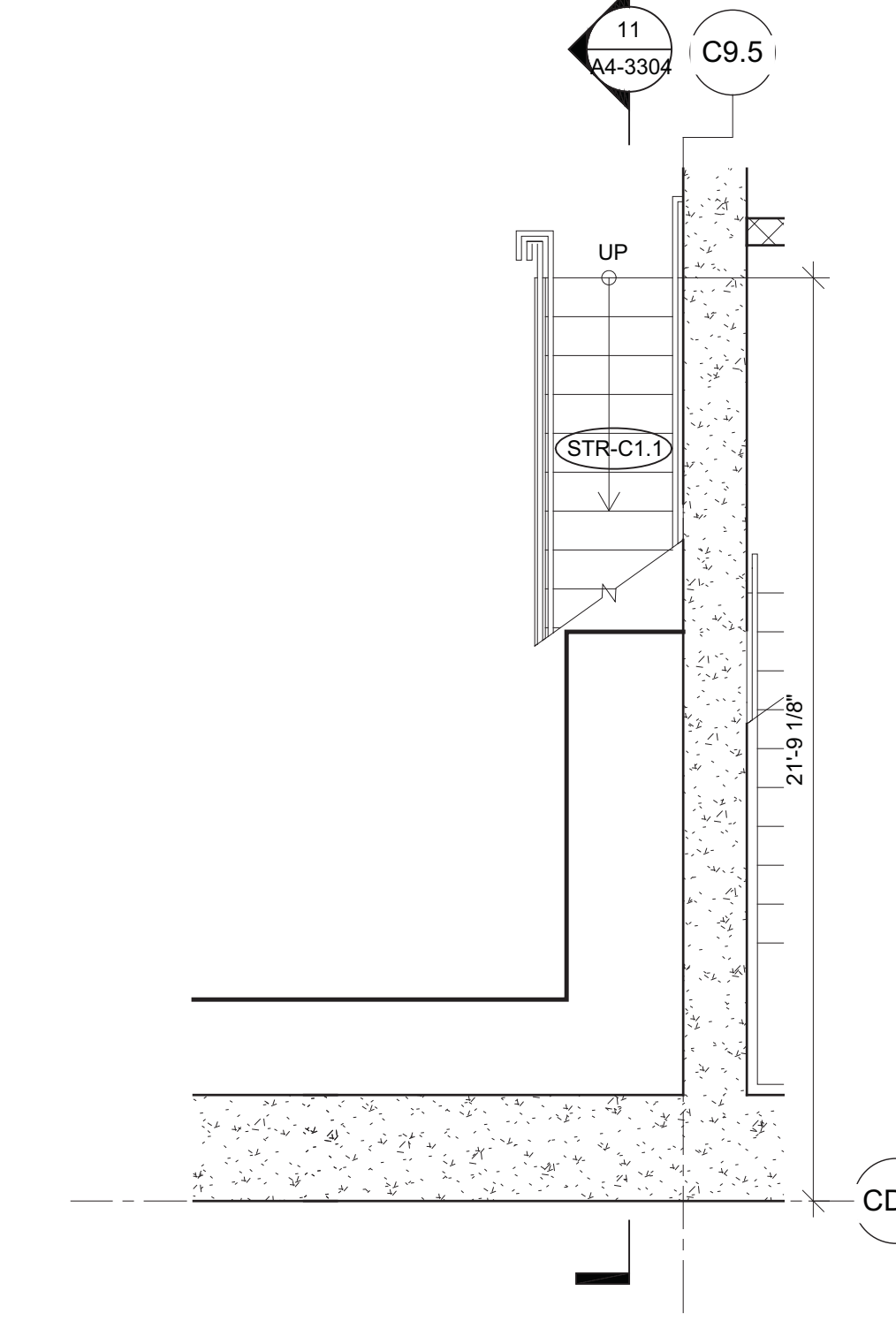
1 FLOOR 05 MEZZANINE ENLARGED PLAN - STAIR K  
SCALE: 1/4" = 1'-0"



11 STAIR R SECTION  
SCALE: 1/4" = 1'-0"




10 CELLAR LEVEL ENLARGED PLAN - STAIR R  
SCALE: 1/4" = 1'-0"



9 PIT LEVEL ENLARGED PLAN - STAIR R  
SCALE: 1/4" = 1'-0"

# HUDSON YARDS - TOWER C

Address  
501 WEST 30TH STREET  
NEW YORK, NY



Client  
Related Companies  
60 Columbus Circle  
New York, NY 10023  
Tel: 212.801.1000 Fax: 212.801.1048

Oxford Properties Group  
320 Park Avenue, 17th Floor  
New York, NY 10022  
Tel: 212.866.7514 Fax: 212.866.7510

Construction Manager  
Tishman Construction Corporation  
100 Park Avenue, 5th Floor  
New York, NY 10017  
Tel: 212.708.5000

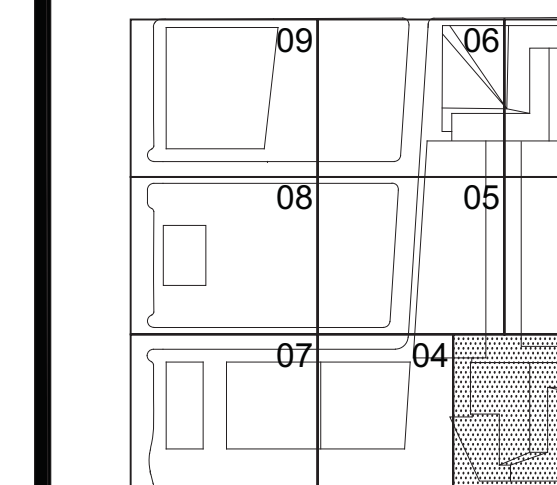
Architect  
Kohn Pedersen Fox Associates PC  
Architects & Planning Consultants  
11 West 42nd Street  
New York, NY 10036  
Tel: 212.977.6500 Fax: 212.956.2526

Structural Engineer  
Thornton Tomasetti, Inc.  
51 Madison Avenue  
New York, NY 10010  
Tel: 917.661.7800 Fax: 917.661.7801

Mechanical, Electrical, Plumbing, Fire Protection  
Jaros Baum & Bolles Consulting Engineers  
80 Pine Street  
New York, NY 10013  
Tel: 212.530.9300 Fax: 212.269.5894

1 D.O.B. BUILDING PERMIT FILING 03/22/2013  
Date Issue Date

Key Plan



Date  
03/22/2013  
Project No.  
1776.10  
Drawn By  
Sheet Number  
HYE-TC-A4-3304  
Drawing Title

ENLARGED PLANS & SECTIONS, MISC. STAIRS (K-WW)  
Drawing Number  
A4-3304  
Project Number  
A-417.00

APPROVED  
Under Direction of 1975  
Date/Time: Aug 15, 2013 - 10:18 AM  
NYC Development Hub

18 OF 239



HUDSON YARDS -  
TOWER C

Address  
501 WEST 30TH STREET  
NEW YORK, NY



Client  
Related Companies  
60 Columbus Circle  
New York, NY 10023  
Tel: 212.801.1000 Fax: 212.801.1048

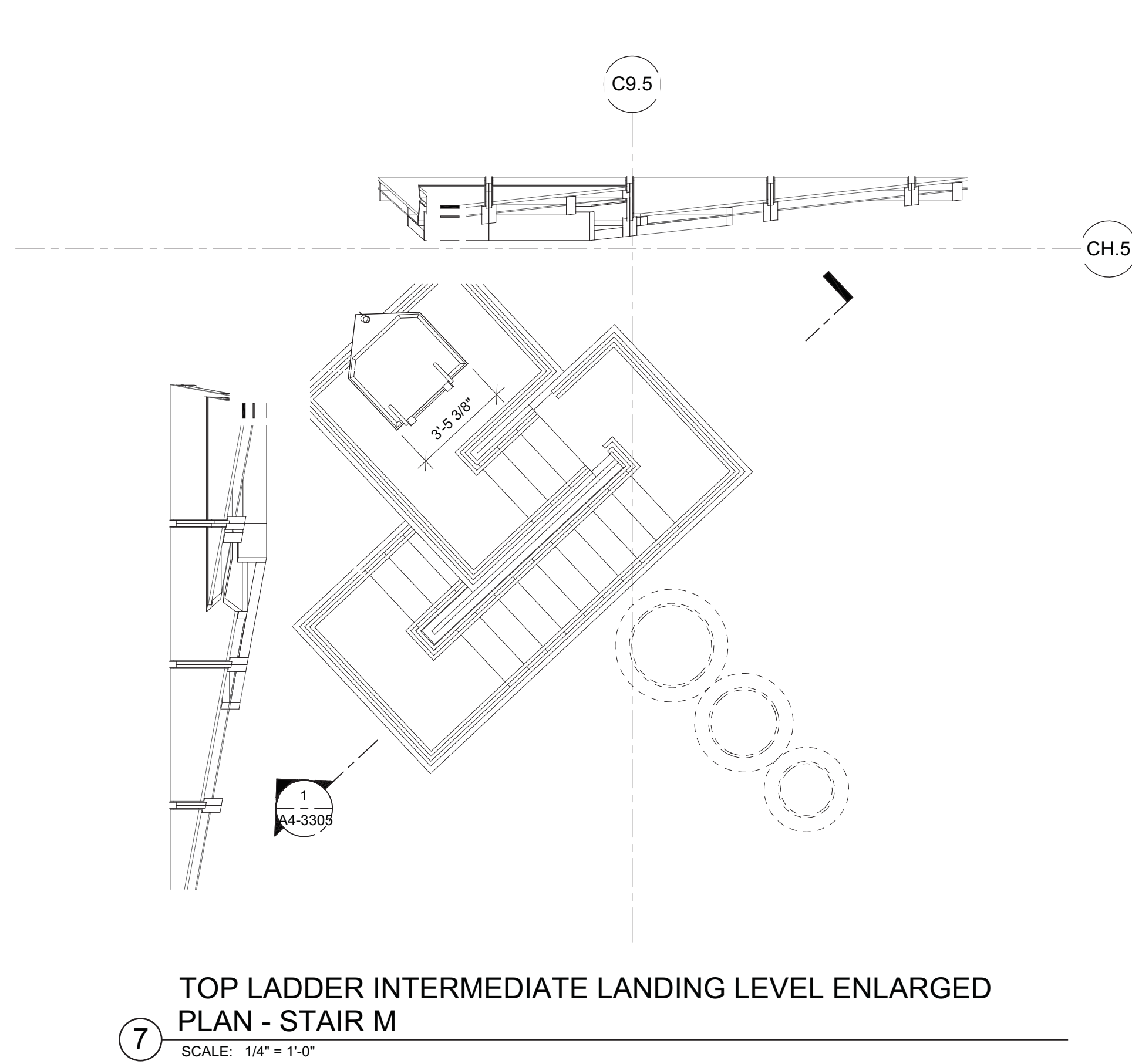
Oxford Properties Group  
320 Park Avenue, 17th Floor  
New York, NY 10022  
Tel: 212.866.7514 Fax: 212.986.7510

Construction Manager  
Tishman Construction Corporation  
100 Park Avenue, 5th Floor  
New York, NY 10017  
Tel: 212.708.5000

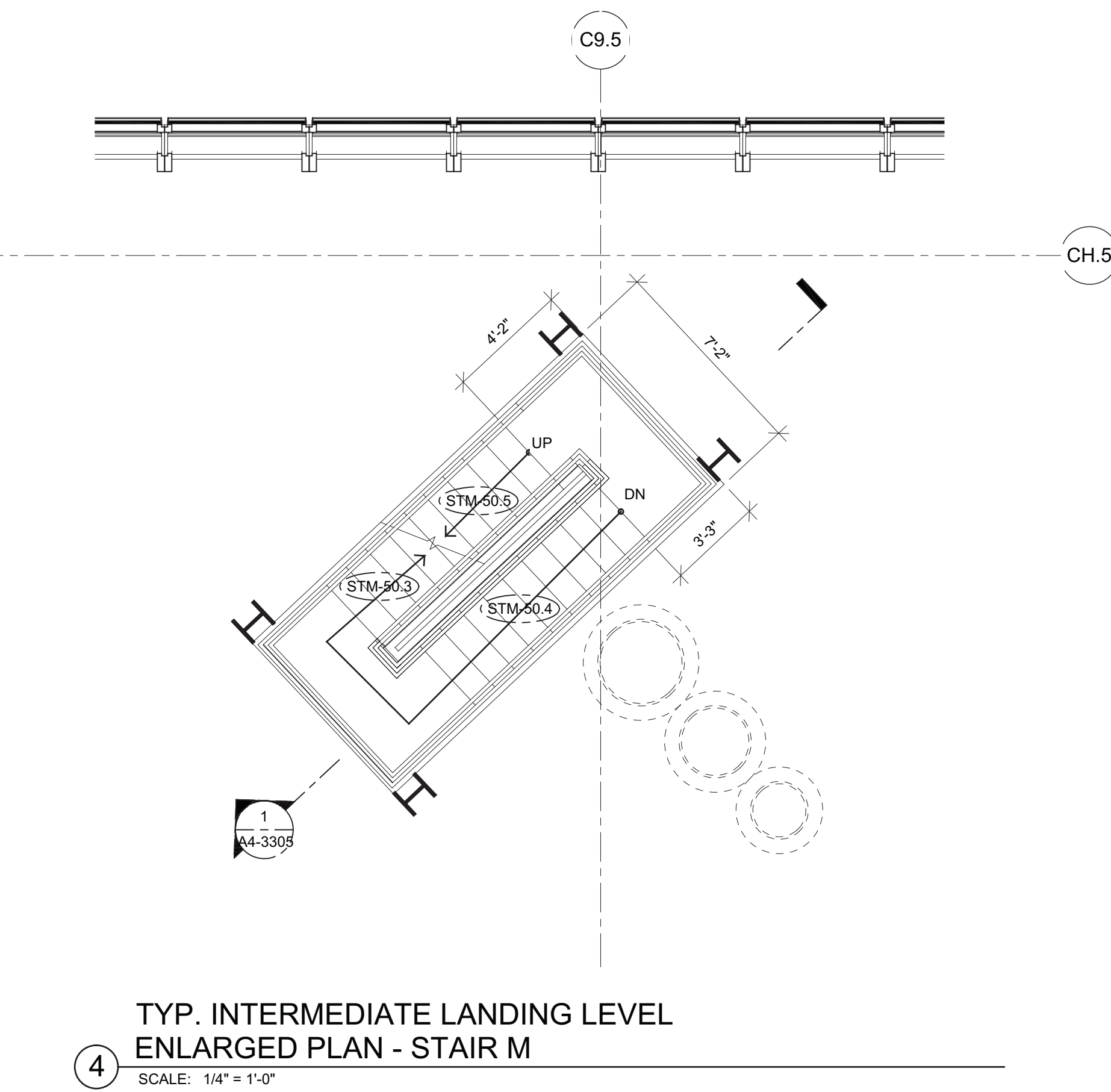
Architect  
Kohn Pedersen Fox Associates PC  
Architects & Planning Consultants  
11 West 42nd Street  
New York, NY 10036  
Tel: 212.977.6500 Fax: 212.956.2526

Structural Engineer  
Thornton Tomasetti, Inc.  
51 Madison Avenue  
New York, NY 10010  
Tel: 917.661.7800 Fax: 917.661.7801

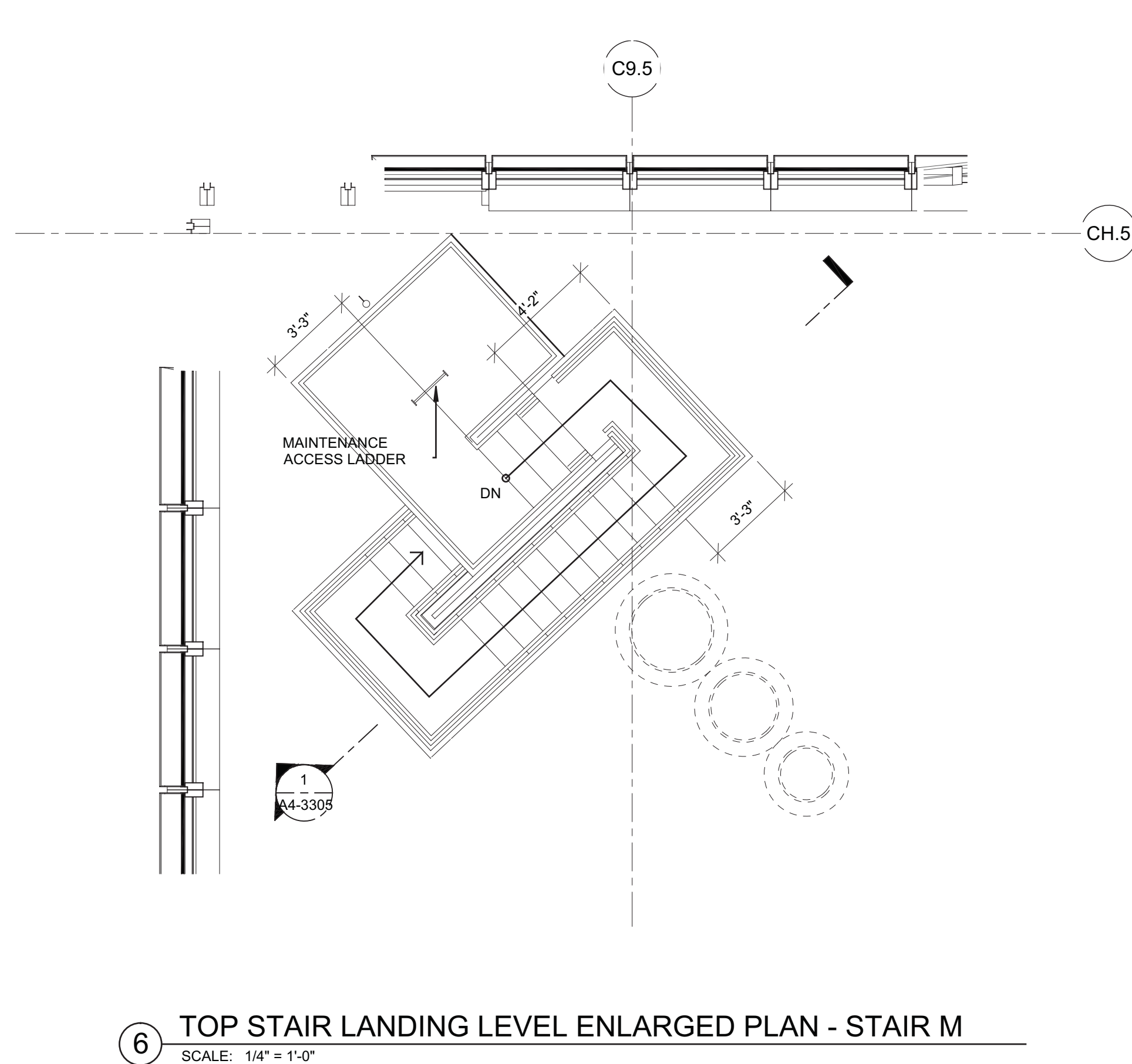
Mechanical, Electrical, Plumbing, Fire Protection  
Jaros Baum & Bolles Consulting Engineers  
80 Pine Street  
New York, NY 10013  
Tel: 212.530.9300 Fax: 212.269.5894



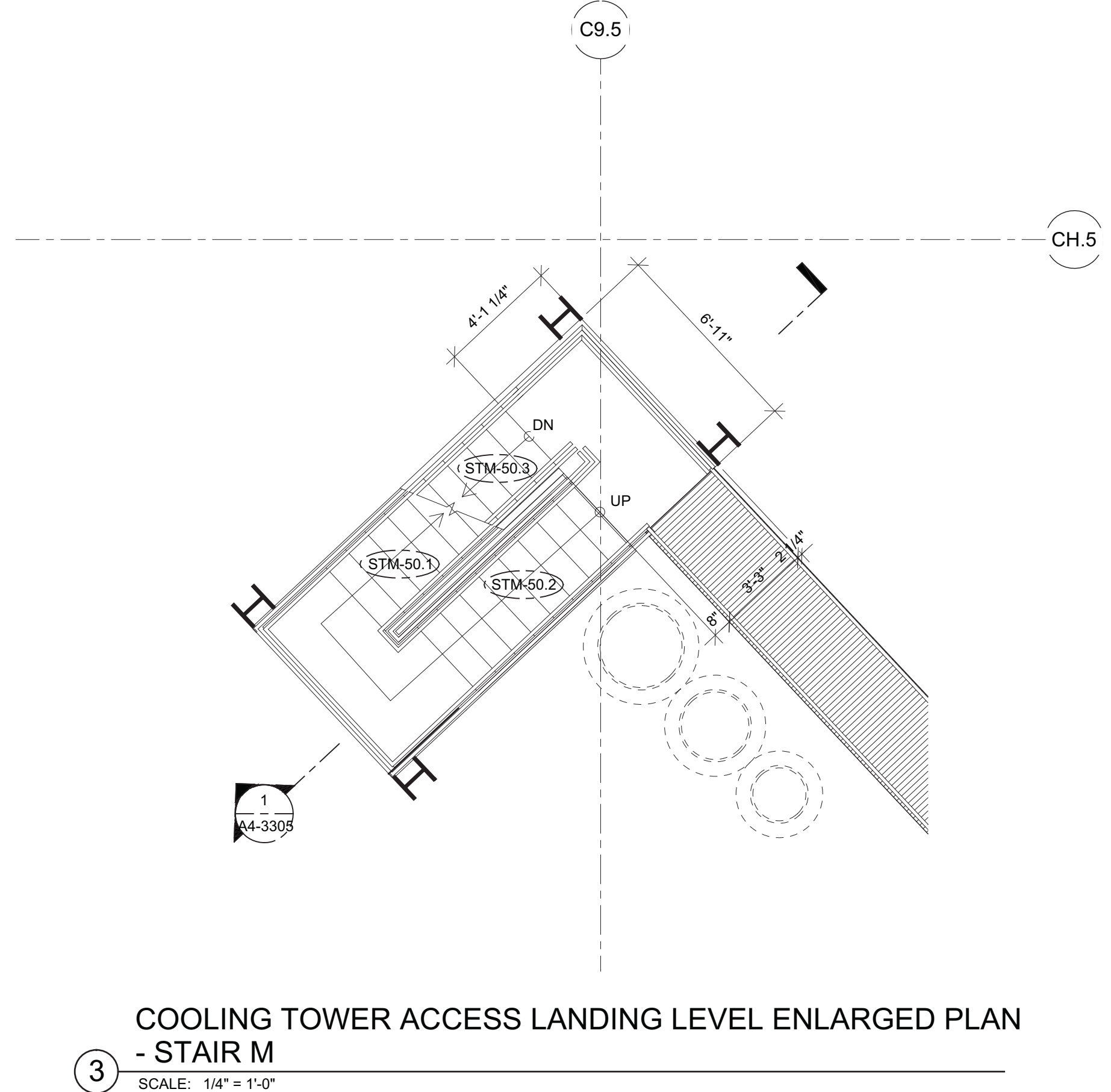
7 TOP LADDER INTERMEDIATE LANDING LEVEL ENLARGED  
PLAN - STAIR M  
SCALE: 1/4" = 1'-0"



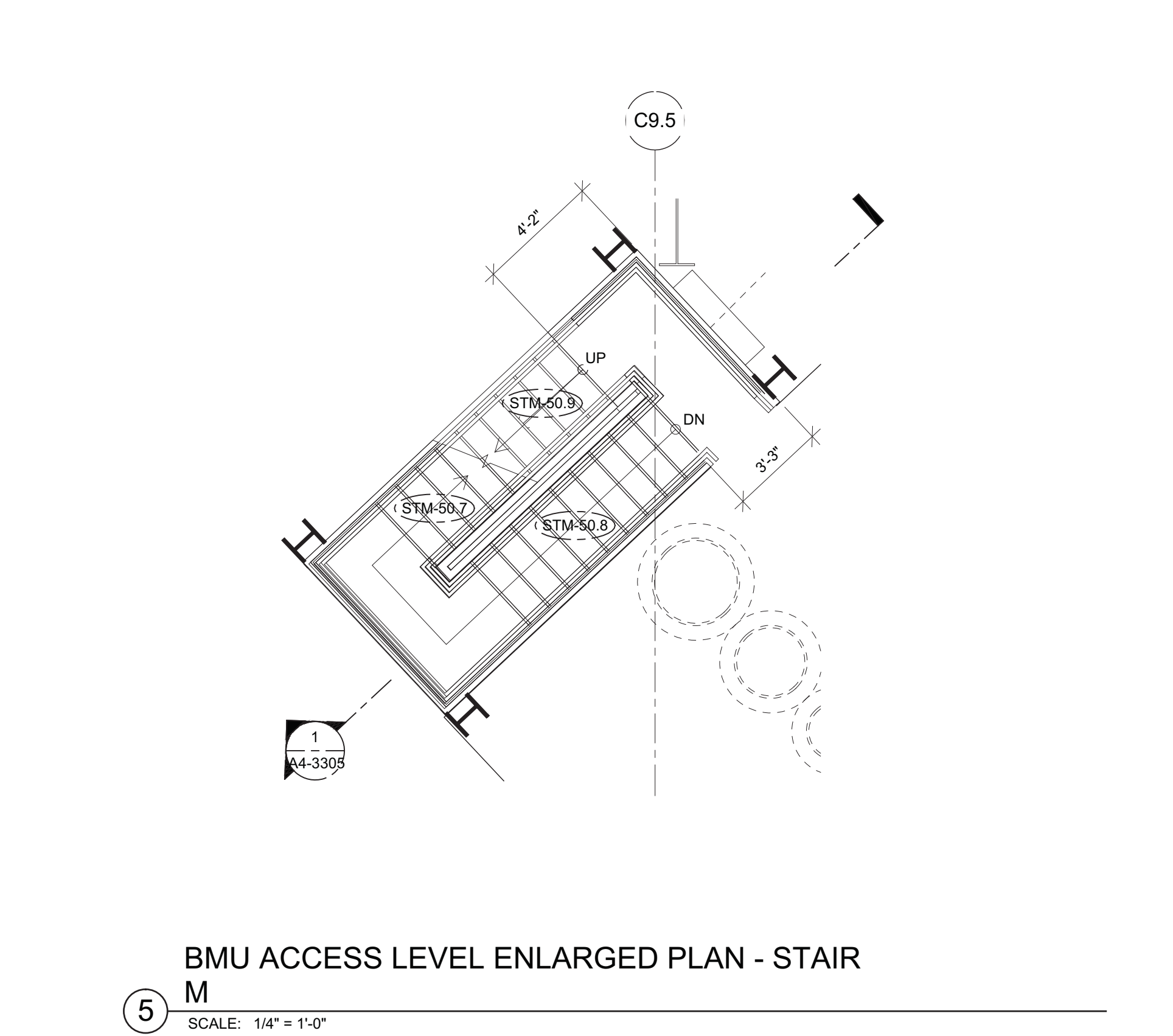
4 TYP. INTERMEDIATE LANDING LEVEL  
ENLARGED PLAN - STAIR M  
SCALE: 1/4" = 1'-0"



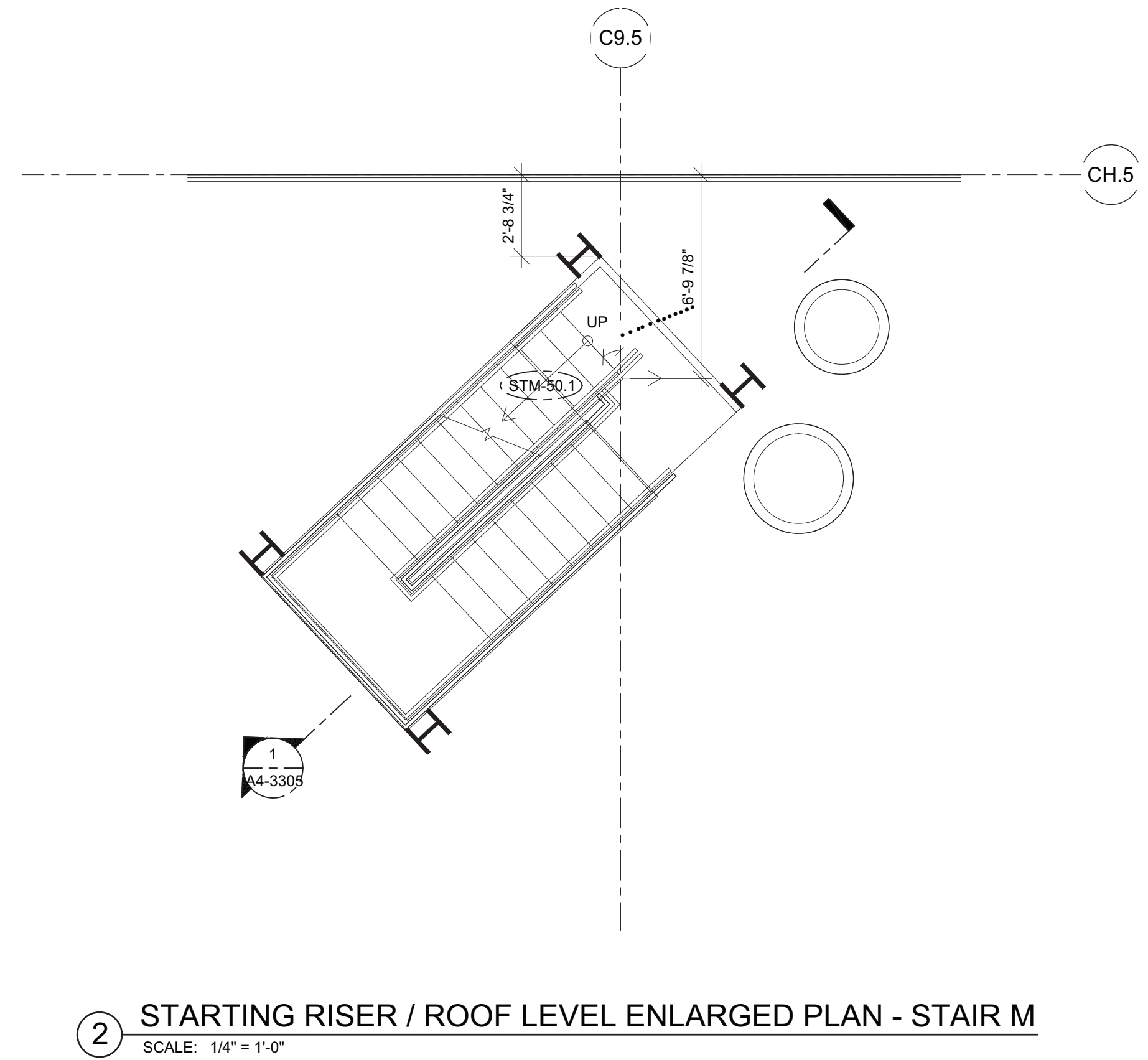
6 TOP STAIR LANDING LEVEL ENLARGED PLAN - STAIR M  
SCALE: 1/4" = 1'-0"



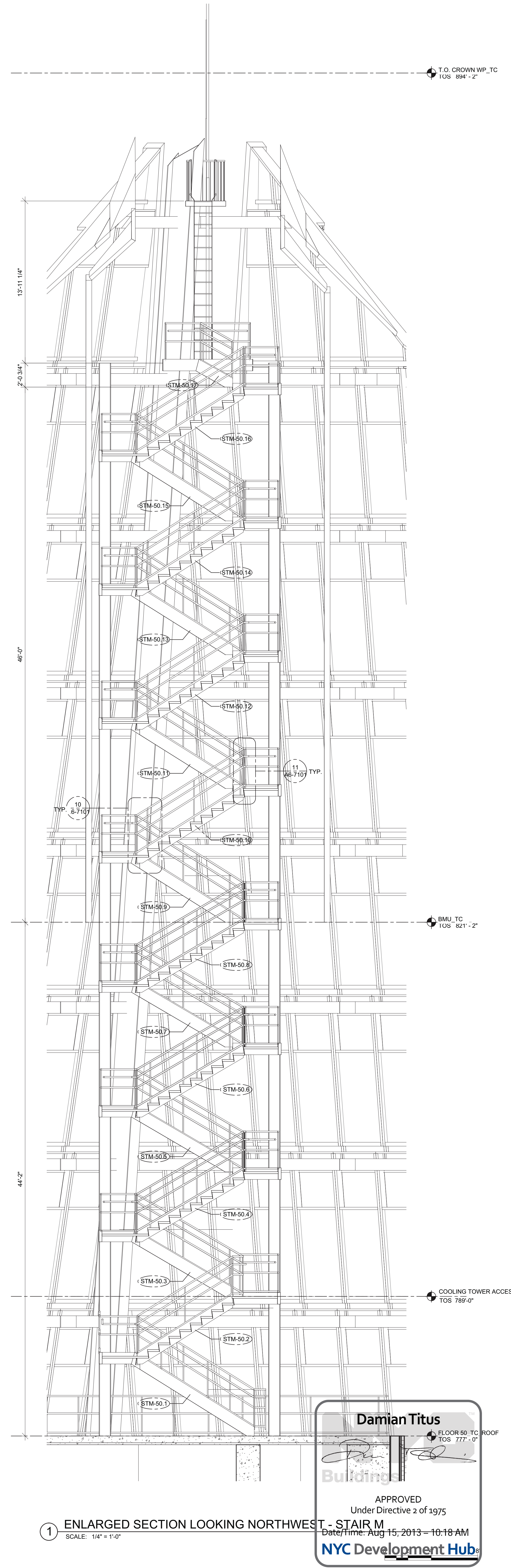
3 COOLING TOWER ACCESS LANDING LEVEL ENLARGED PLAN  
- STAIR M  
SCALE: 1/4" = 1'-0"



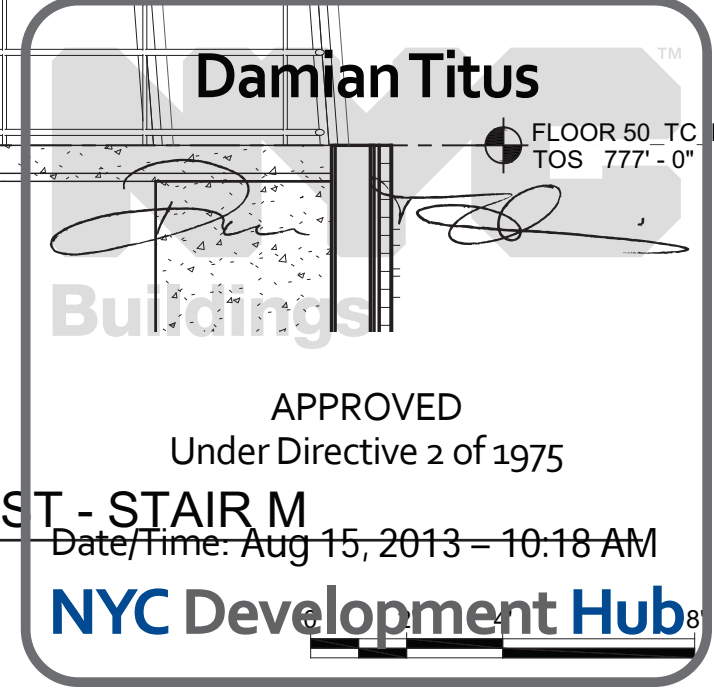
5 BMU ACCESS LEVEL ENLARGED PLAN - STAIR  
M  
SCALE: 1/4" = 1'-0"



2 STARTING RISER / ROOF LEVEL ENLARGED PLAN - STAIR M  
SCALE: 1/4" = 1'-0"

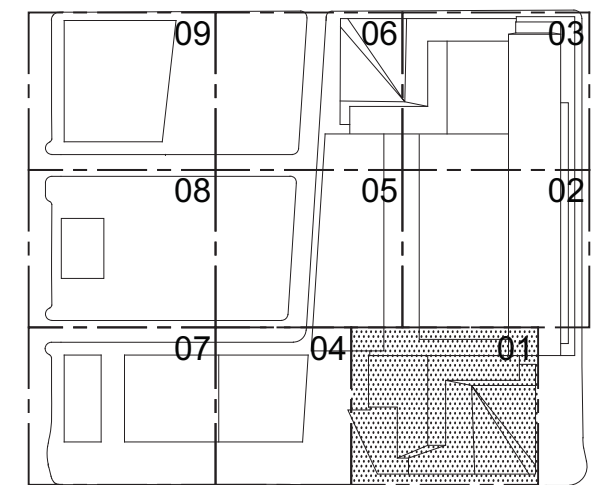


1 ENLARGED SECTION LOOKING NORTHWEST - STAIR M  
SCALE: 1/4" = 1'-0"



No.	Issue	Date
1	D.O.B. BUILDING PERMIT FILING	03/22/2013

Key Plan



Date:  
03/22/2013  
Project No:  
1776.10  
Drawn By:

Sheet Number

HYE-TC-A4-3305

Drawing Title

ENLARGED PLANS &  
SECTIONS, ROOF STAIR M

Drawing Number

A4-3305

Architect Drawing Number

A-418.00

SHEET 199 OF 239

© 2013 KOHN PEDERSEN FOX ASSOCIATES P.C. All rights reserved.







HUDSON YARDS -  
TOWER C

Address  
501 WEST 30TH STREET  
NEW YORK, NY



Client  
Related Companies  
60 Columbus Circle  
New York, NY 10023  
Tel: 212.801.1000 Fax: 212.801.1048

Owner  
Oxford Properties Group  
320 Park Avenue, 17th Floor  
New York, NY 10022  
Tel: 212.986.7514 Fax: 212.986.7510

Construction Manager  
Tishman Construction Corporation  
100 Park Avenue, 5th Floor  
New York, NY 10017  
Tel: 212.708.5000

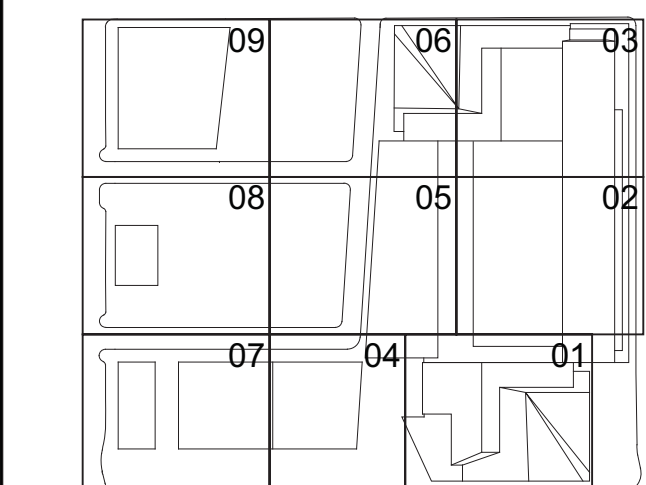
Architect  
Kohn Pedersen Fox Associates PC  
Architects & Planning Consultants  
11 West 42nd Street  
New York, NY 10036  
Tel: 212.977.6500 Fax: 212.956.2526

Structural Engineer  
Thornton Tomasetti, Inc.  
51 Madison Avenue  
New York, NY 10010  
Tel: 917.661.7800 Fax: 917.661.7801

Mechanical, Electrical, Plumbing, Fire Protection  
Jaros Baum & Bolles Consulting Engineers  
80 Pine Street  
New York, NY 10013  
Tel: 212.530.9300 Fax: 212.269.5894

1 D.O.B. BUILDING PERMIT FILING 03/22/2013

Any Plans



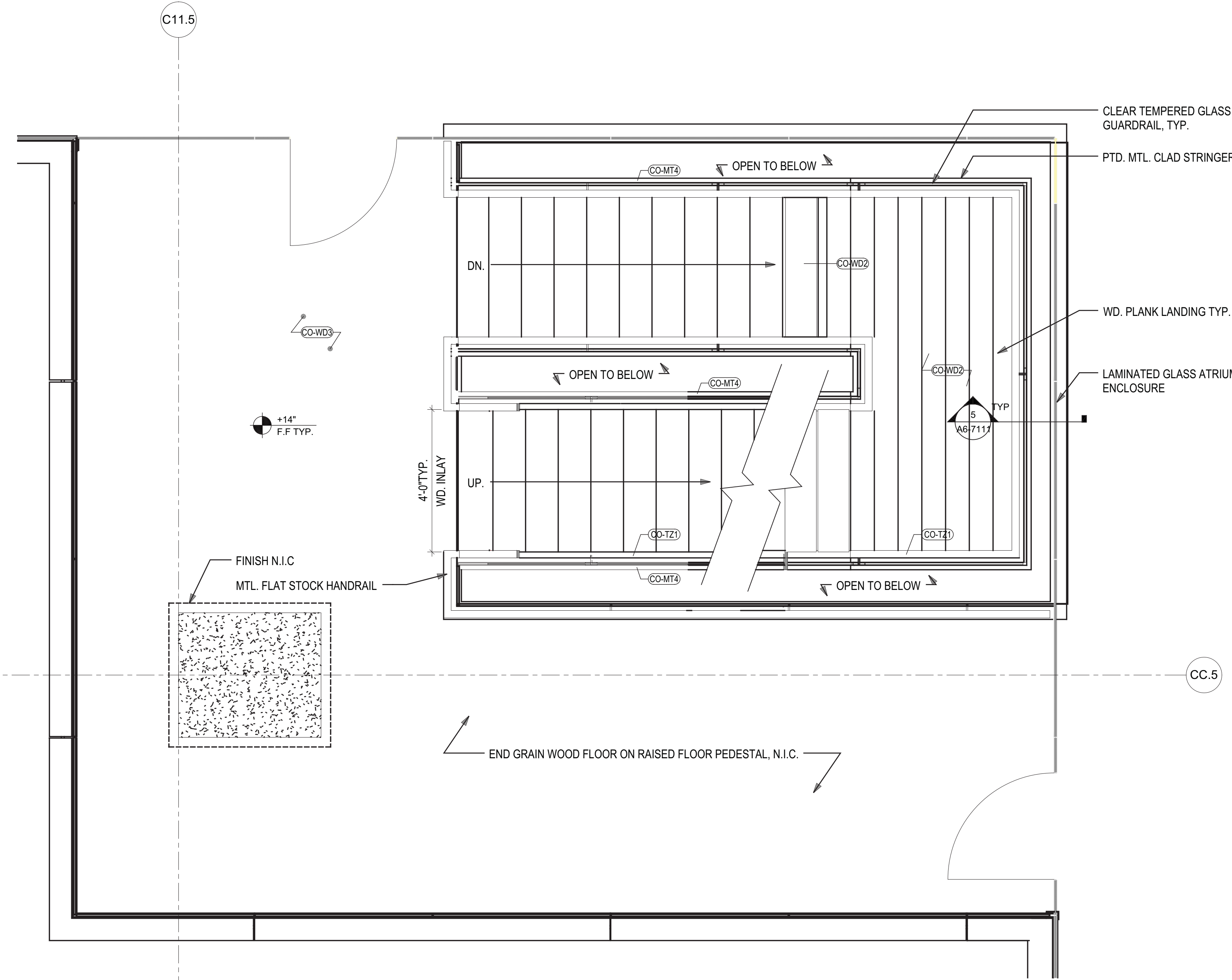
HYE-TC-A4-3402

ENLARGED STAIR Z PLANS

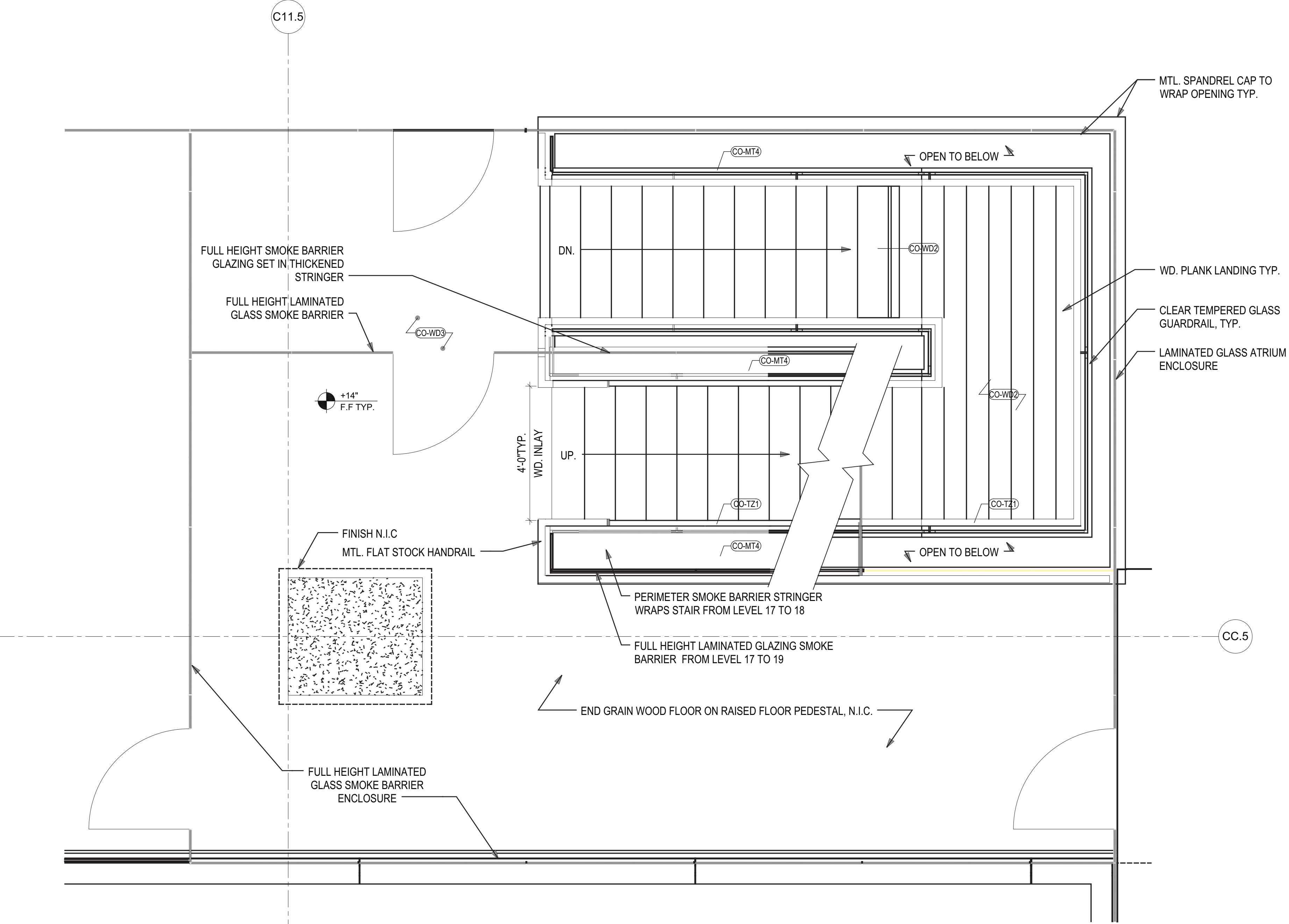
Drawing Number  
A4-3402

Sheet Number  
A-420.00

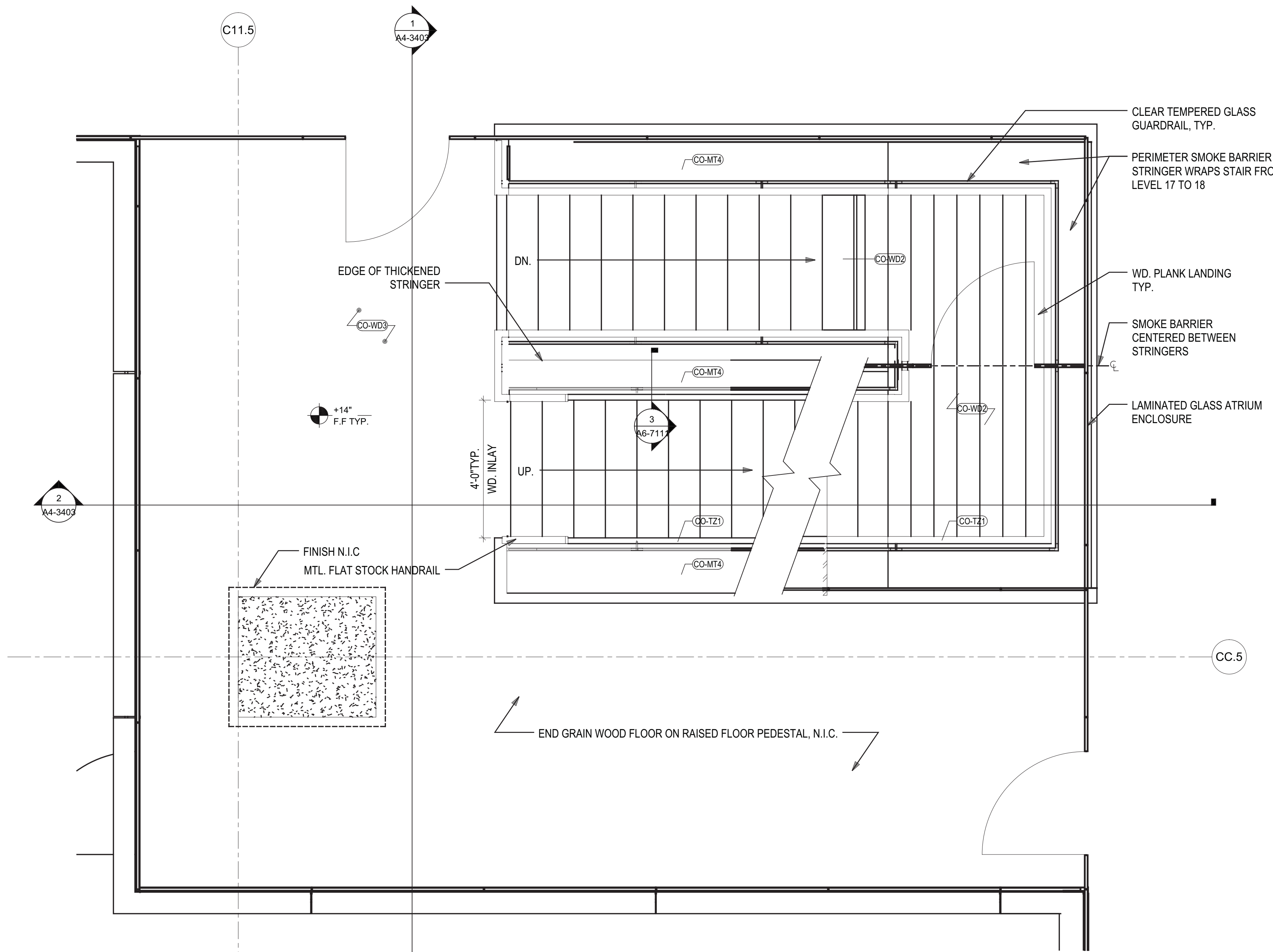
SHEET 201 OF 239



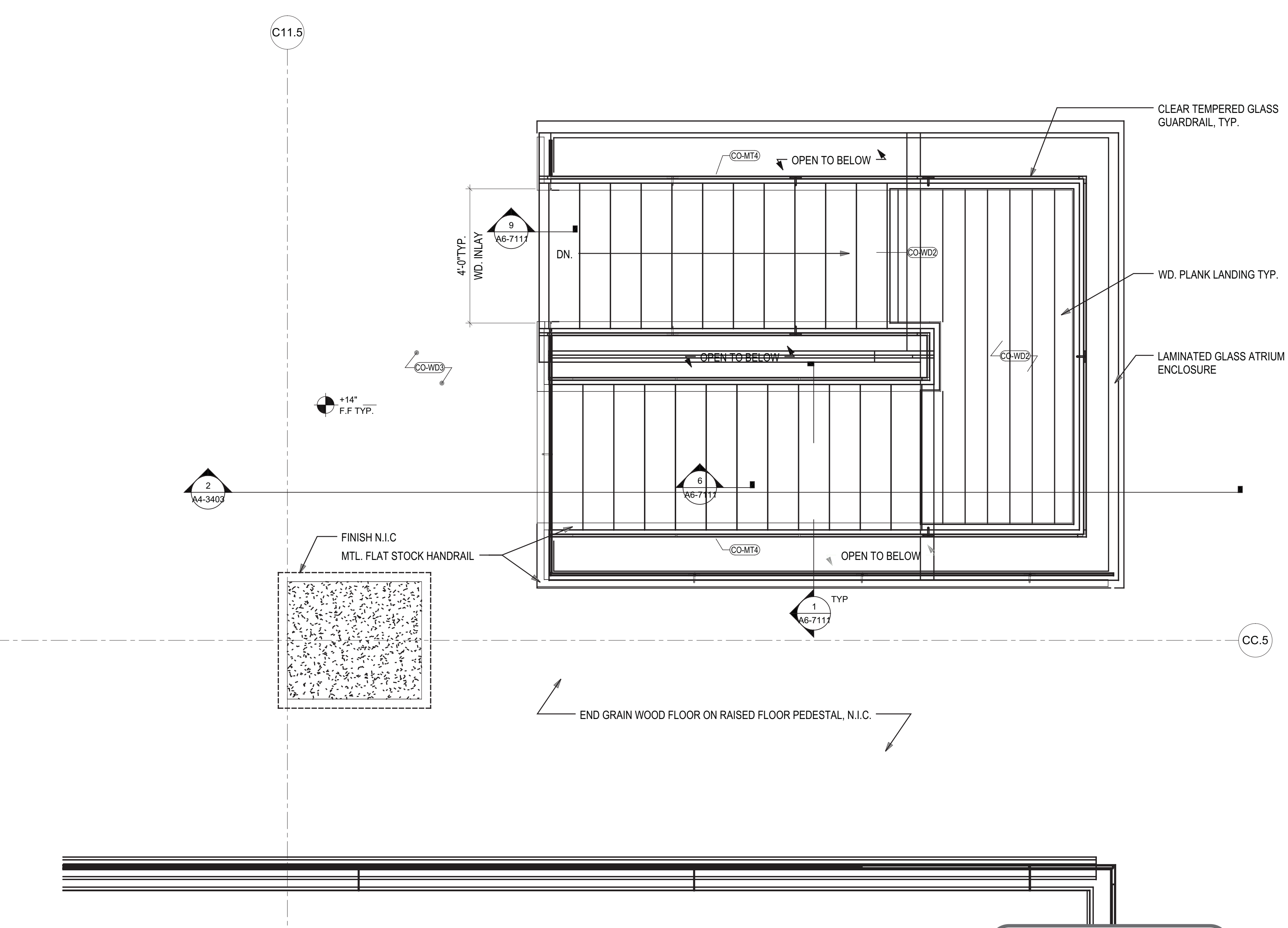
4 ENLARGED STAIR Z - TYPICAL FLOOR  
SCALE: 1/8" = 1'-0"



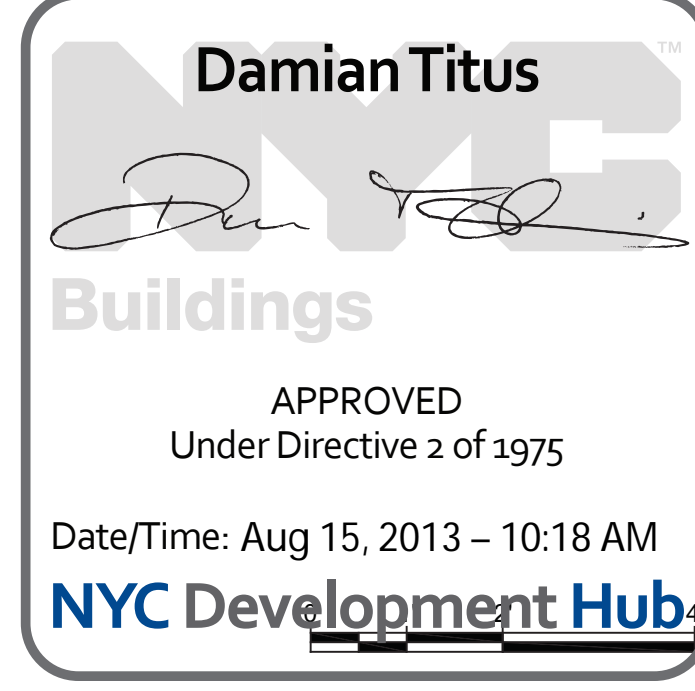
2 ENLARGED STAIR Z - FLOOR 17  
SCALE: 1/8" = 1'-0"



3 ENLARGED STAIR Z - FLOOR 18  
SCALE: 1/8" = 1'-0"



1 ENLARGED STAIR Z - FLOOR 20  
SCALE: 1/8" = 1'-0"

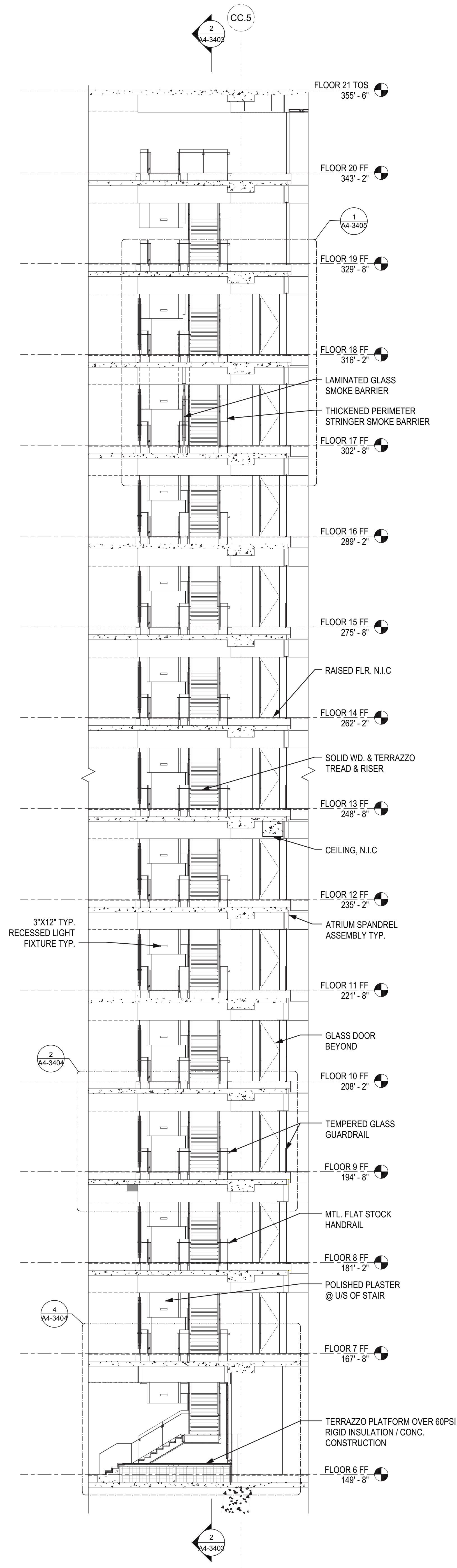


Date/Time: Aug 15, 2013 - 10:18 AM

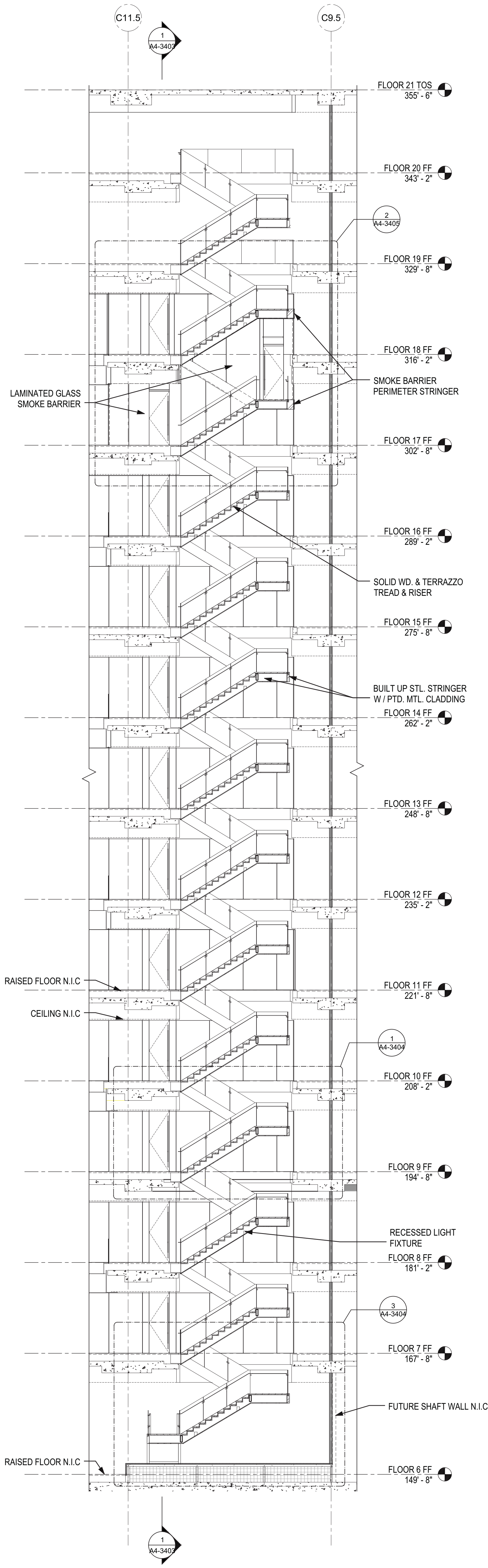
NYC Development Hub



F:\Projects\1776\_WestSide\Drawings\CAD\Sheet\TC04\_Permi\_Serv\Series\WTC-A4-3403.dwg Plotted by: Matt Gregory Plot Time: 3/2/2013 4:49 PM



1 ATRIUM STAIR Z - N/S SECTION  
SCALE: 1/8" = 1'-0"



2 ATRIUM STAIR Z - E/W SECTION  
SCALE: 1/8" = 1'-0"



# HUDSON YARDS - TOWER C

Address  
501 WEST 30TH STREET  
NEW YORK, NY



Client  
Related Companies  
60 Columbus Circle  
New York, NY 10023  
Tel: 212.801.1000 Fax: 212.801.1048

Oxford Properties Group  
320 Park Avenue, 17th Floor  
New York, NY 10022  
Tel: 212.986.7514 Fax: 212.986.7510

Construction Manager  
Tishman Construction Corporation  
100 Park Avenue, 5th Floor  
New York, NY 10017  
Tel: 212.708.5600

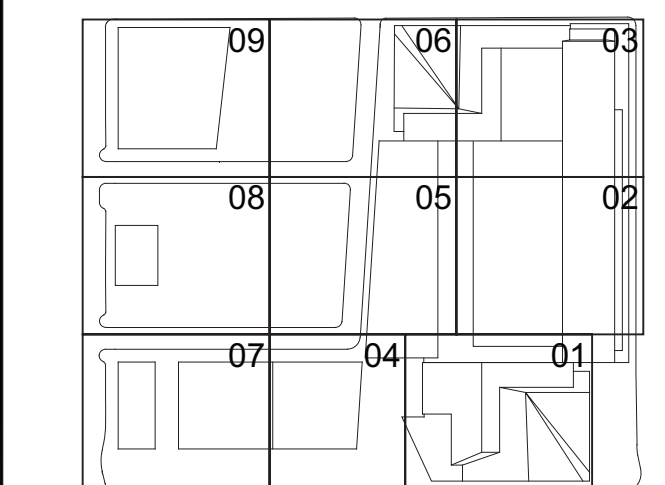
Architect  
Kohn Pedersen Fox Associates PC  
Architects & Planning Consultants  
11 West 42nd Street  
New York, NY 10036  
Tel: 212.977.6500 Fax: 212.956.2526

Structural Engineer  
Thornton Tomasetti, Inc.  
51 Madison Avenue  
New York, NY 10010  
Tel: 917.661.7800 Fax: 917.661.7801

Mechanical, Electrical, Plumbing, Fire Protection  
Jaros Baum & Bolles Consulting Engineers  
80 Pine Street  
New York, NY 10013  
Tel: 212.530.9300 Fax: 212.269.5894

1 D.O.B. BUILDING PERMIT FILING 03/22/2013

Key Plan



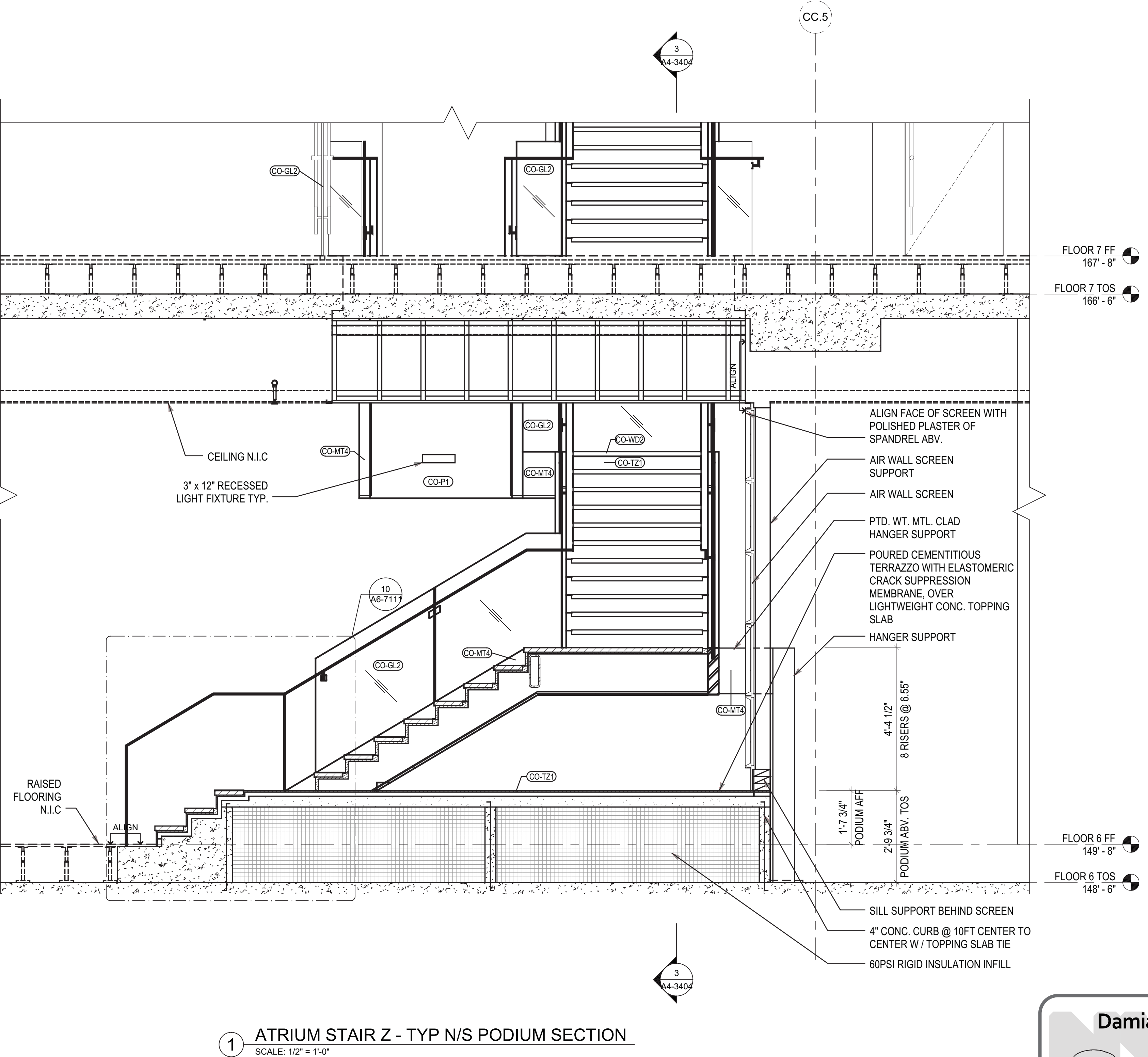
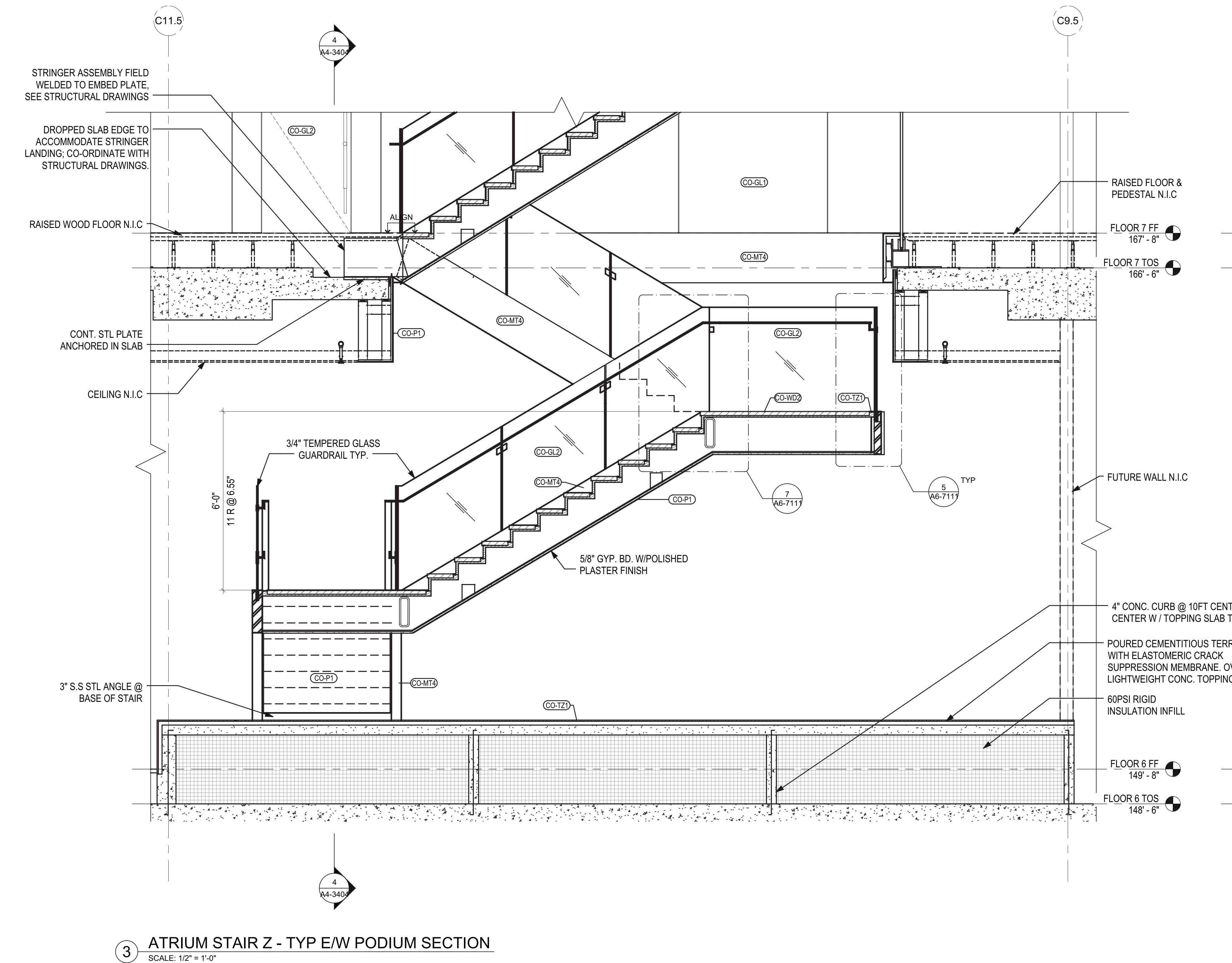
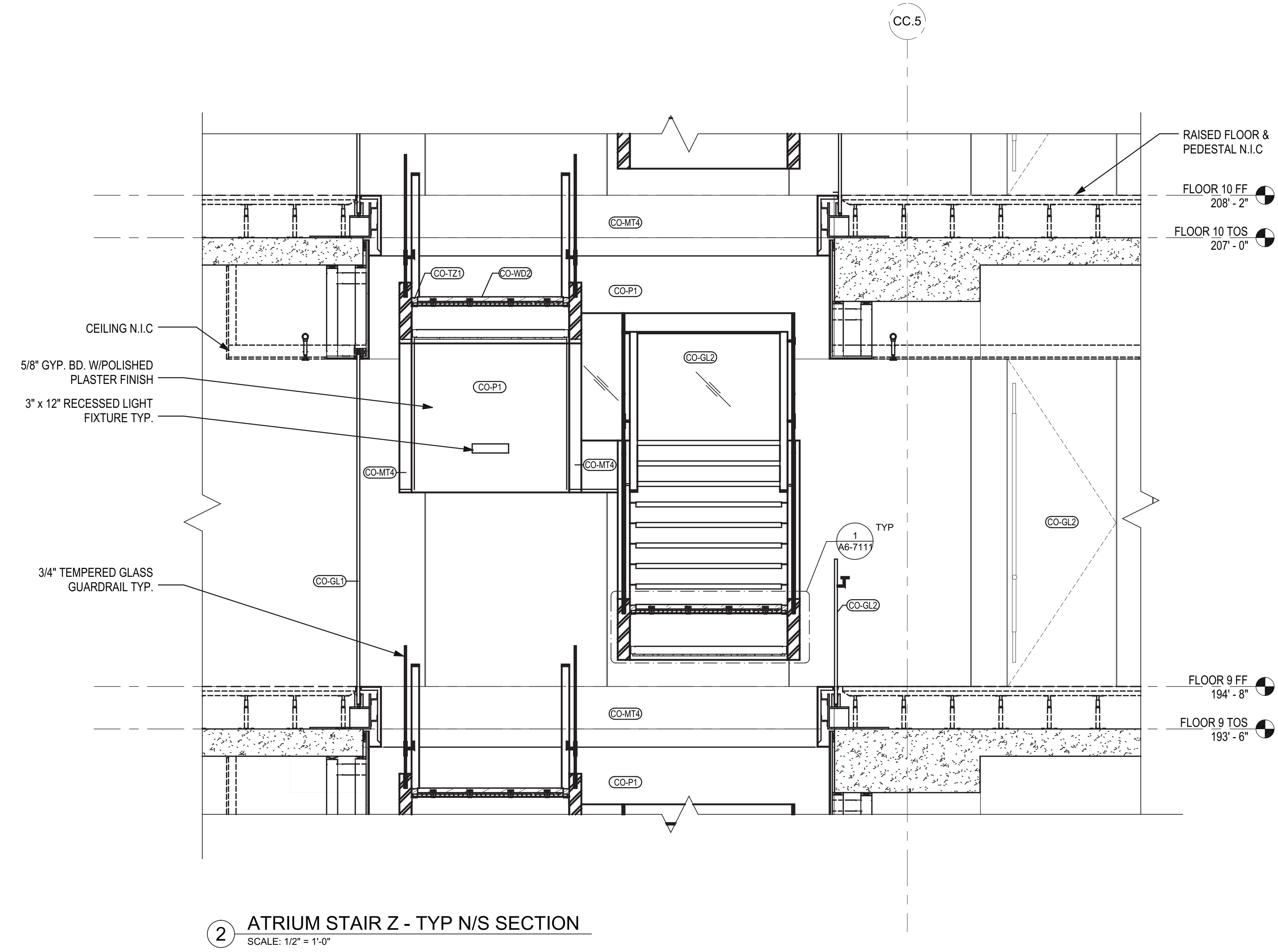
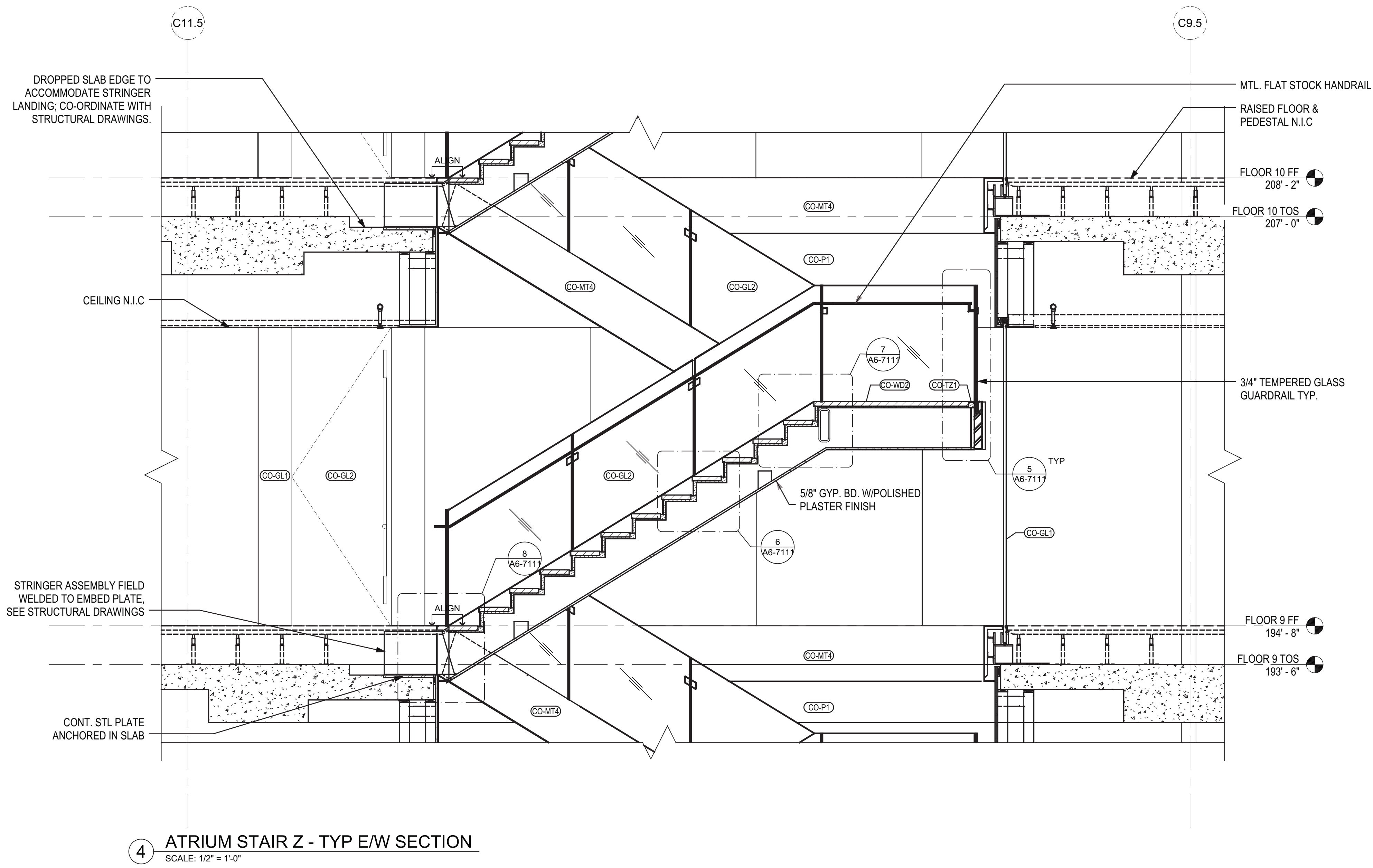
Date: 03/22/2013  
Project No: 1776.10  
Drawn By:  
Sheet Number:  
Drawing Title:

HYE-TC-A4-3403

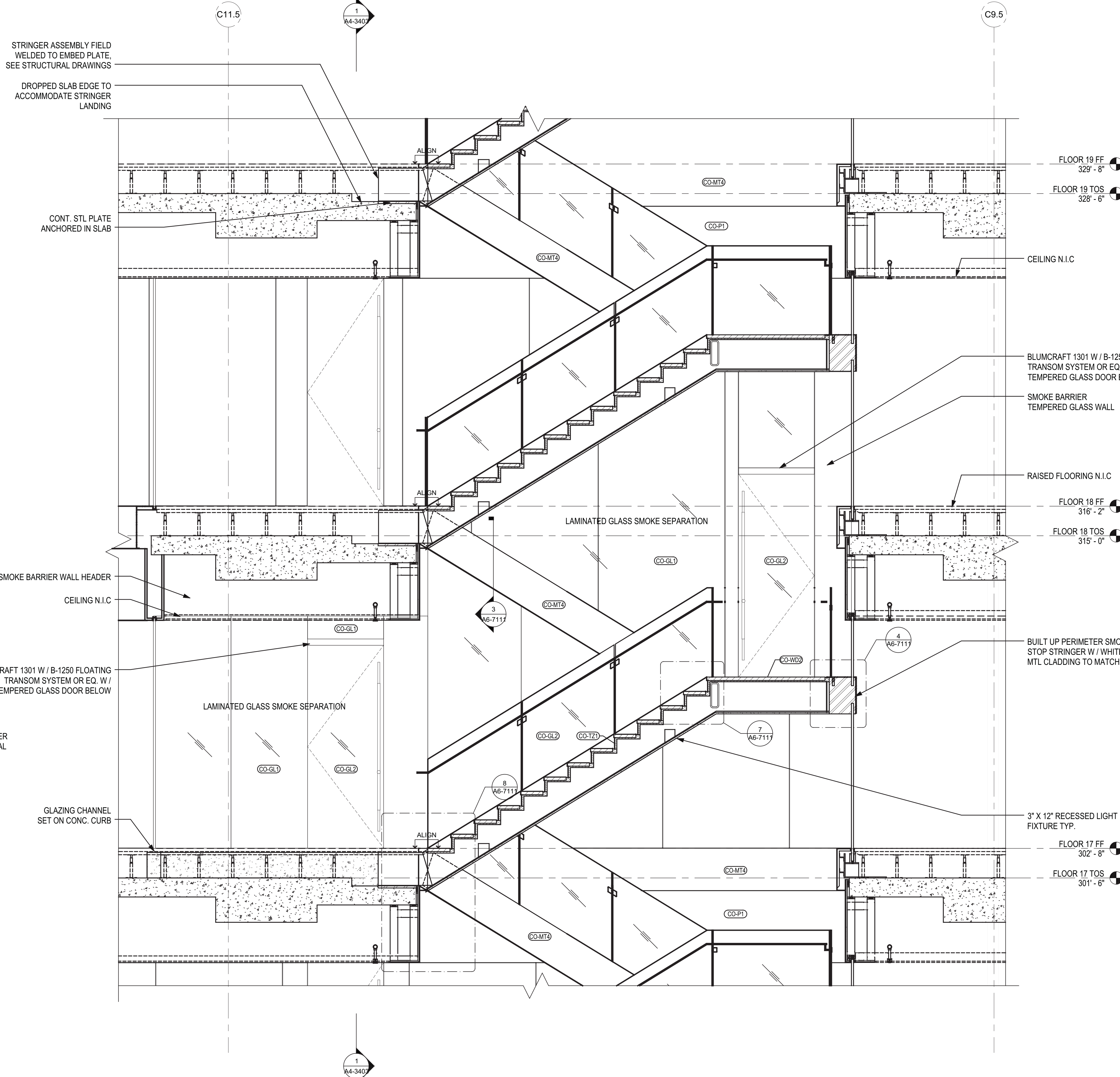
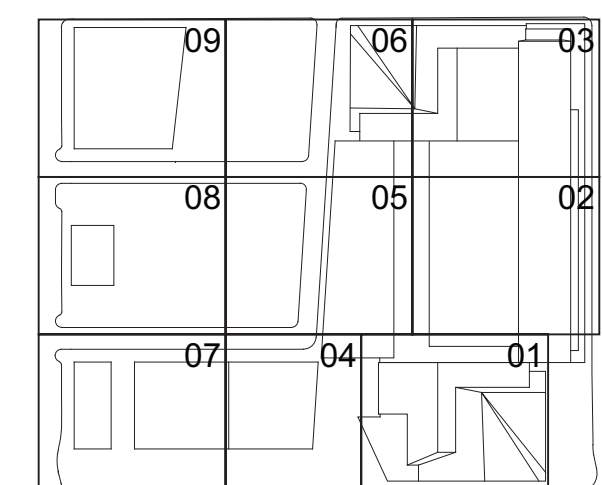
ATRIUM STAIR Z SECTIONS

Drawing Number:  
A4-3403  
A4-3403 Drawing Number:  
A-421.00

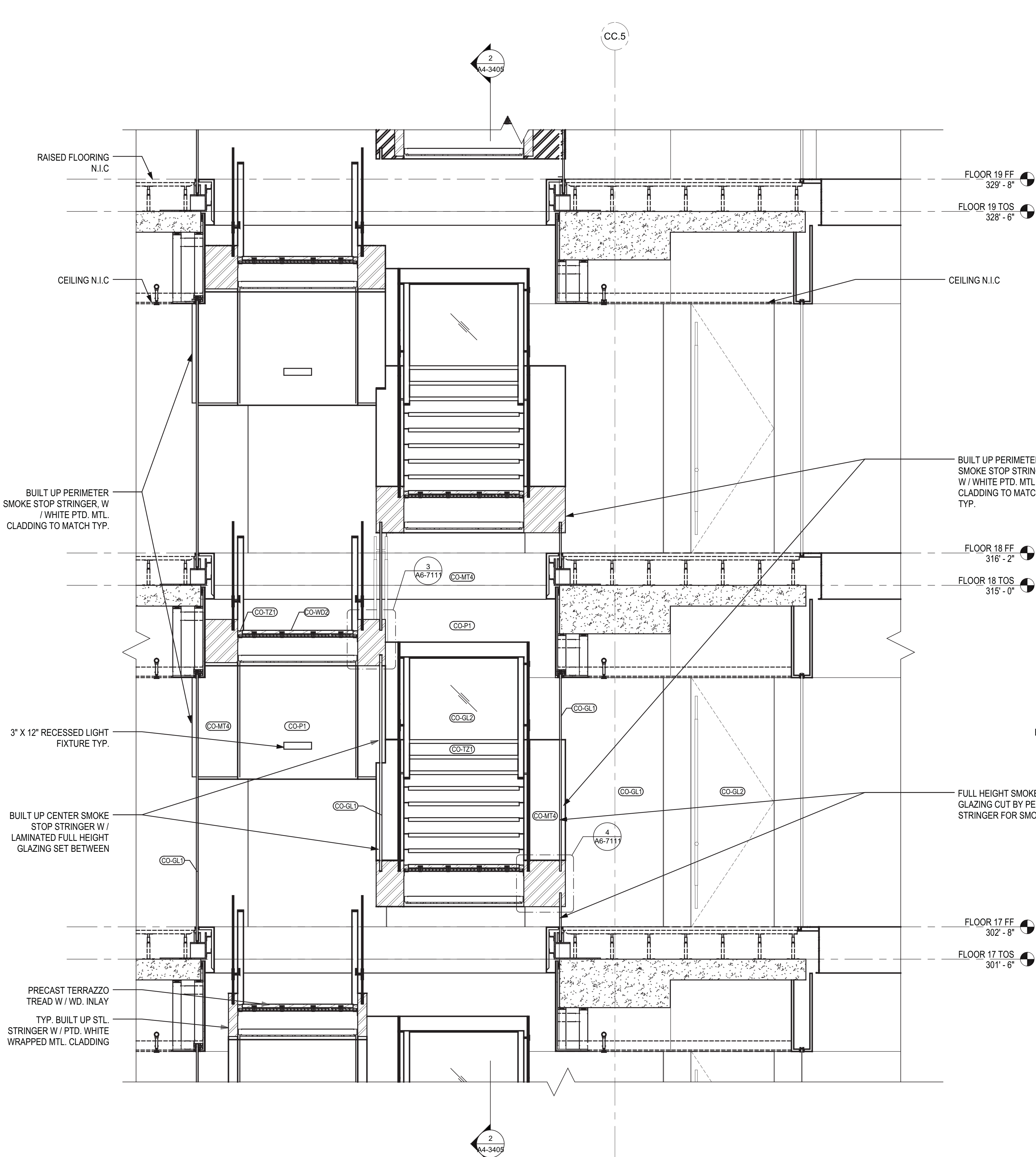








1 ATRIUM STAIR Z - FIRE SEPARATION E/W  
SCALE: 1/2" = 1'-0"



2 ATRIUM STAIR Z - FIRE SEPARATION N/S  
SCALE: 1/2" = 1'-0"



HUDSON YARDS -  
TOWER C

Address  
501 WEST 30TH STREET  
NEW YORK, NY



Client  
Related Companies  
60 Columbus Circle  
New York, NY 10023  
Tel: 212.801.1000 Fax: 212.801.1048

Oxford Properties Group  
320 Park Avenue, 17th Floor  
New York, NY 10022  
Tel: 212.986.7514 Fax: 212.986.7510

Construction Manager  
Tishman Construction Corporation  
100 Park Avenue, 5th Floor  
New York, NY 10017  
Tel: 212.708.5600

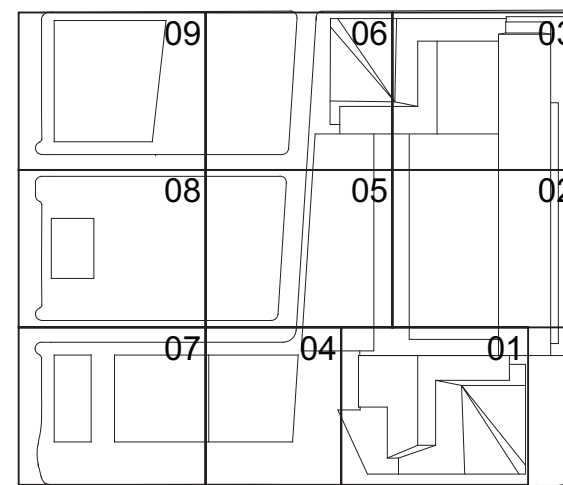
Architect  
Kohn Pedersen Fox Associates PC  
Architects & Planning Consultants  
11 West 42nd Street  
New York, NY 10036  
Tel: 212.977.6500 Fax: 212.956.2526

Structural Engineer  
Thornton Tomasetti, Inc.  
51 Madison Avenue  
New York, NY 10010  
Tel: 917.661.7800 Fax: 917.661.7801

Mechanical, Electrical, Plumbing, Fire Protection  
Jaros Baum & Bolles Consulting Engineers  
80 Pine Street  
New York, NY 10013  
Tel: 212.530.9300 Fax: 212.269.5894

1 D.O.B. BUILDING PERMIT FILING 03/22/2013  
By: Date: By: Date:

Key Plan



Date:  
03/22/2013

Project No:  
1776.10

Drawn By:  
Sheet Number

HYE-TC-A5-3602

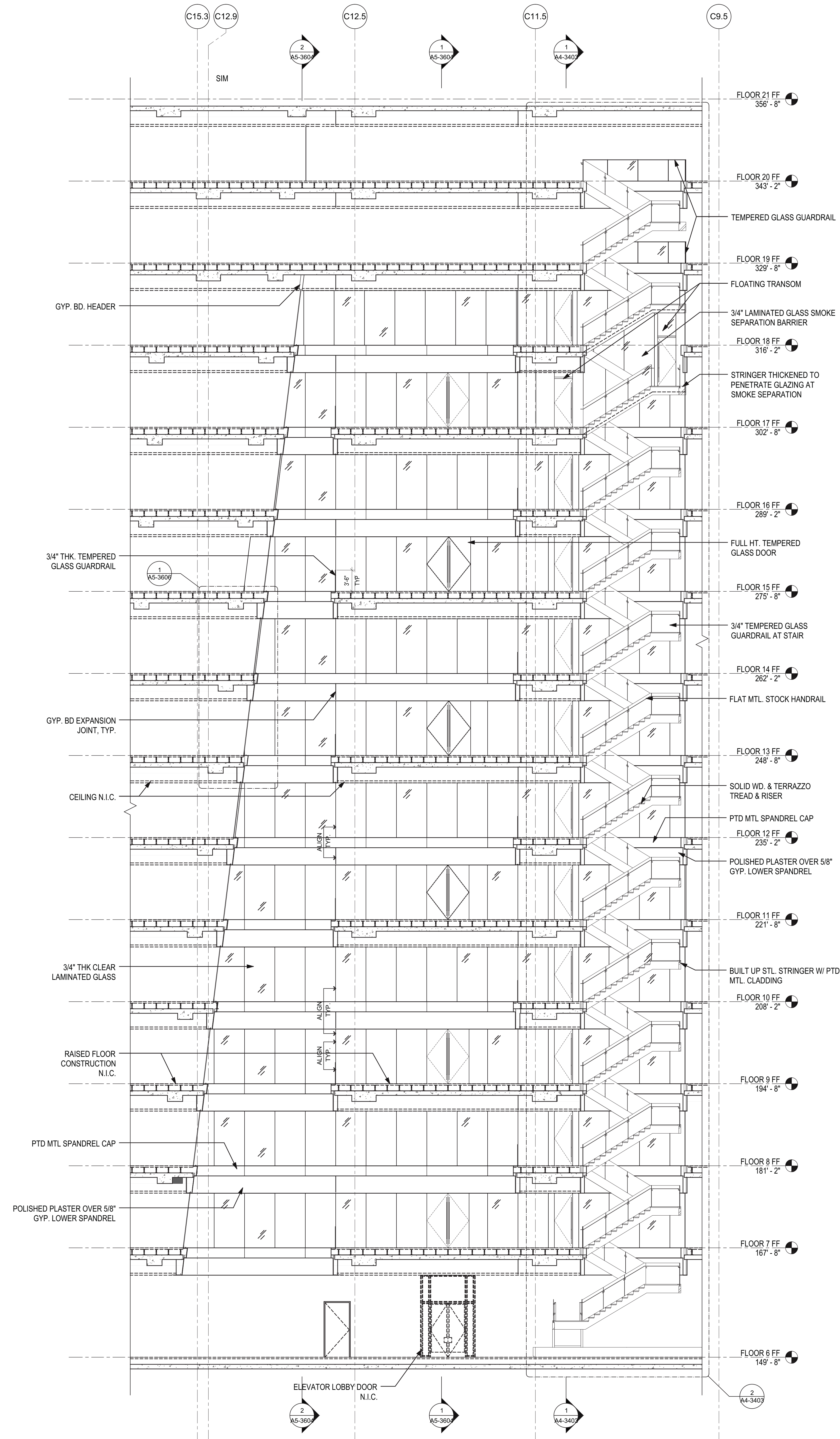
Drawing Title

ATRIUM SECTIONS

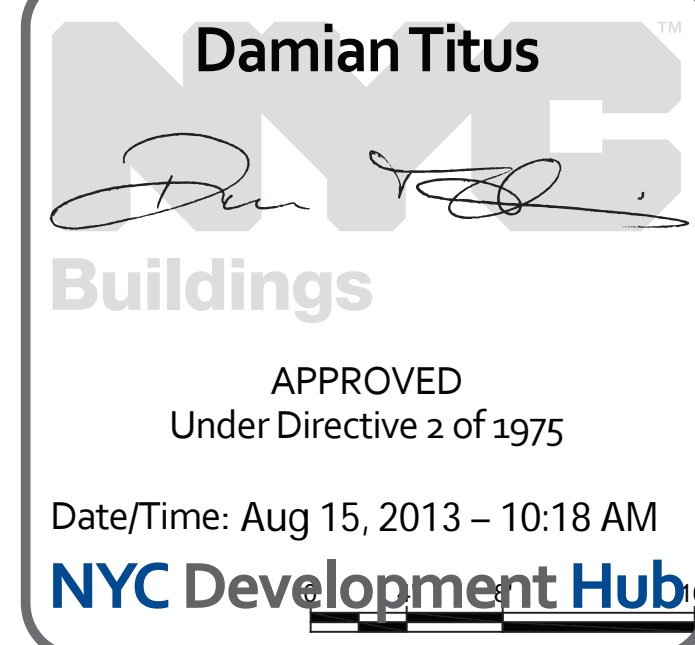
Drawing Number:  
A5-3602

Project/Working Number:  
A-500.00

SHEET 205 OF 239



1 ATRIUM E/W SECTION  
SCALE: 1/8" = 1'-0"







Client  
Related Companies  
60 Columbus Circle  
New York, NY 10023  
Tel: 212.801.1000 Fax: 212.801.1048

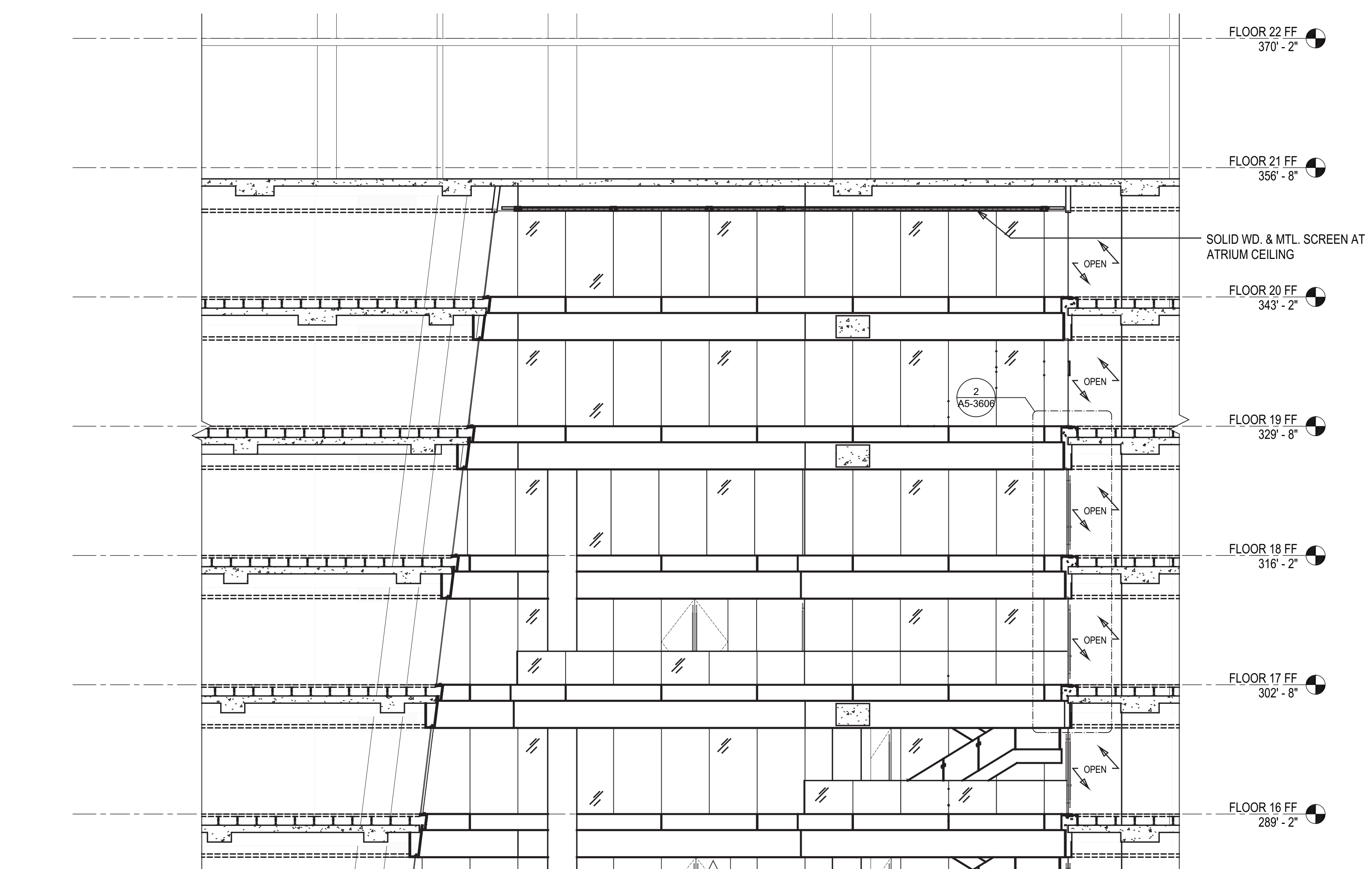
Oxford Properties Group  
320 Park Avenue, 17th Floor  
New York, NY 10022  
Tel: 212.866.7514 Fax: 212.986.7510

Construction Manager  
Tishman Construction Corporation  
100 Park Avenue, 5th Floor  
New York, NY 10017  
Tel: 212.708.5000

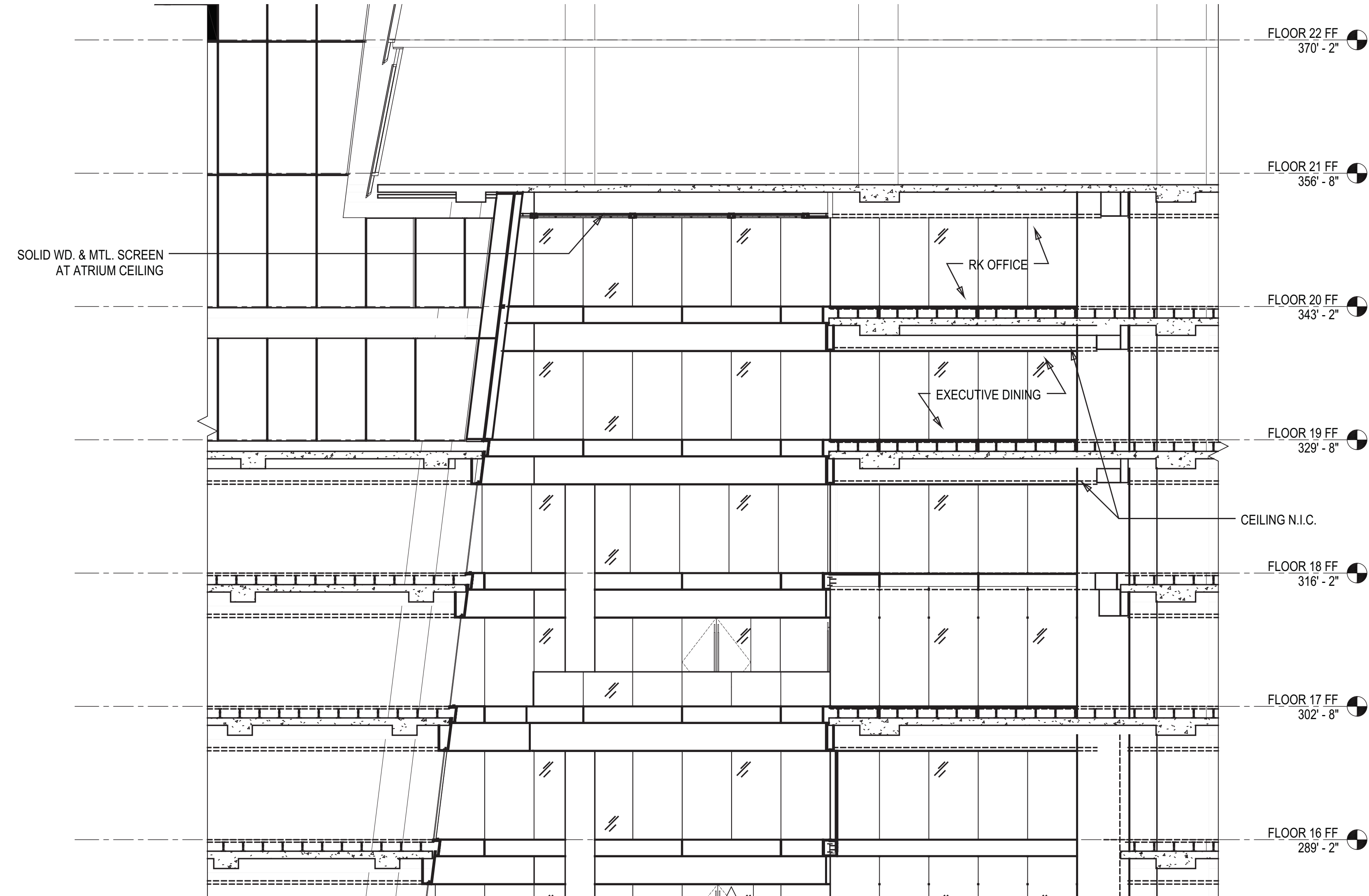
Architect  
Kohn Pedersen Fox Associates PC  
Architects & Planning Consultants  
11 West 42nd Street  
New York, NY 10036  
Tel: 212.977.6500 Fax: 212.956.2526

Structural Engineer  
Thornton Tomasetti, Inc.  
51 Madison Avenue  
New York, NY 10010  
Tel: 917.661.7800 Fax: 917.661.7801

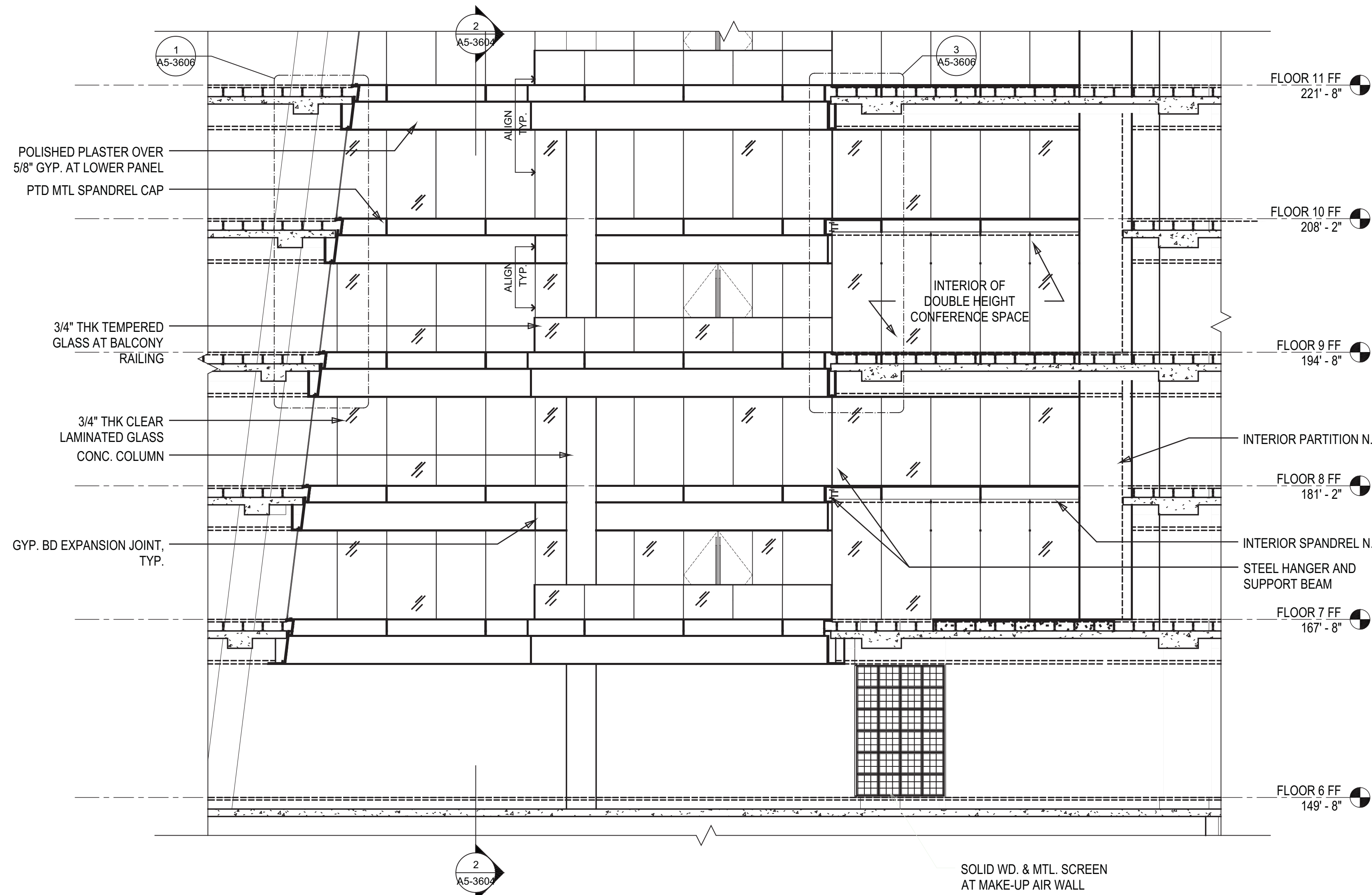
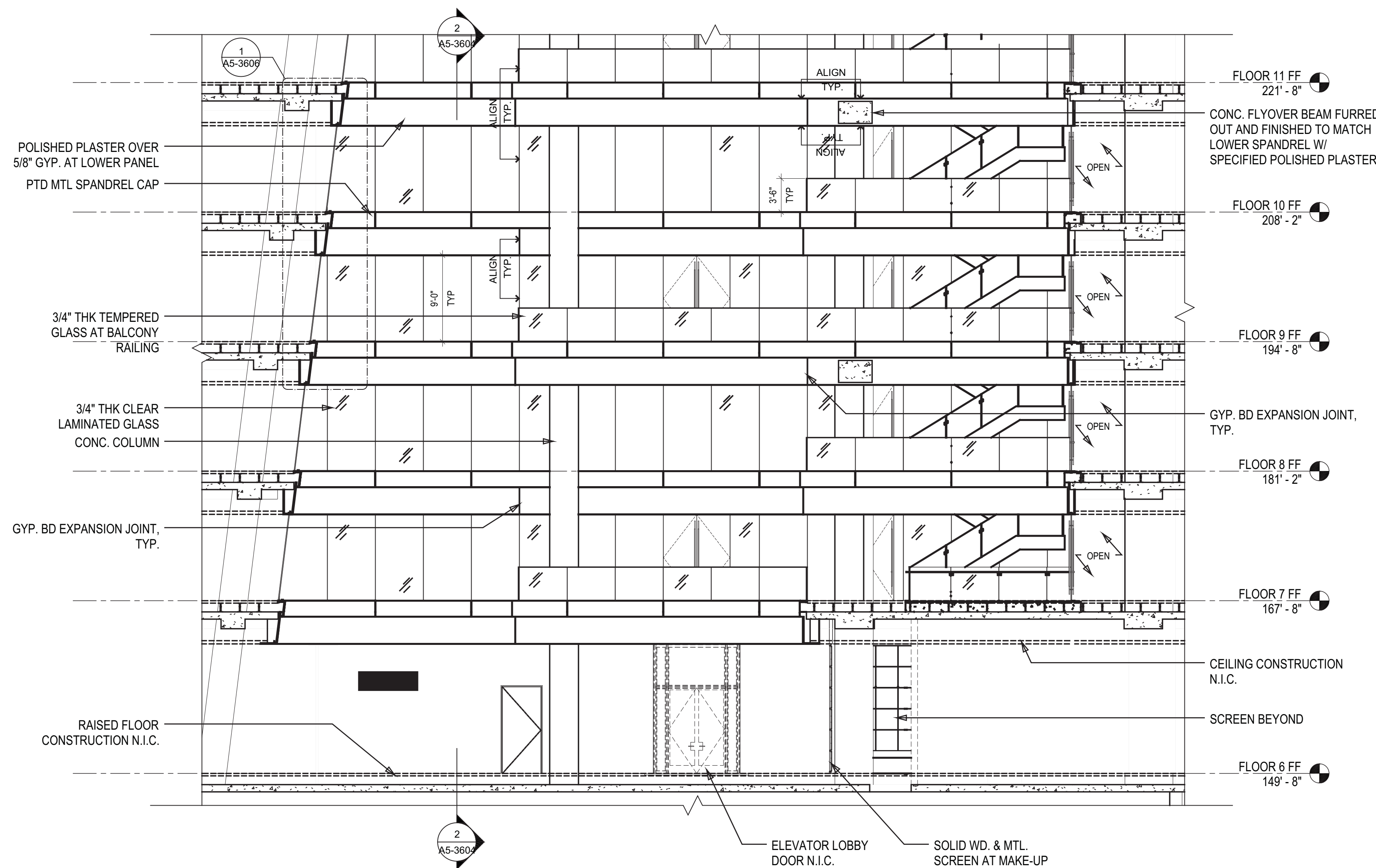
Mechanical, Electrical, Plumbing, Fire Protection  
Jaros Baum & Bolles Consulting Engineers  
80 Pine Street  
New York, NY 10013  
Tel: 212.530.9300 Fax: 212.269.5894



1 ATRIUM SECTION THROUGH NOTCH  
SCALE: 1/8" = 1'-0"

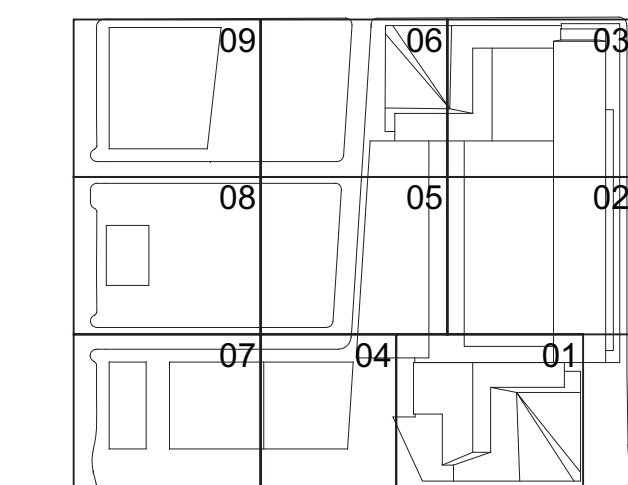


1 ATRIUM SECTION - DOUBLE HEIGHT CONFERENCE BASE  
SCALE: 1/8" = 1'-0"



1 D.O.B. BUILDING PERMIT FILING 03/22/2013

Key Plan



Date:

03/22/2013

Project No:

1776.10

Drawn By:

Sheet Number

HYE-TC-A5-3603

Printing Title

ATRIUM SECTIONS

Drawing Number:

A5-3603

NYC Development Hub

A-501.00

SHEET 206 OF 239

© 2013 KOHN PEDERSEN FOX ASSOCIATES PC. All rights reserved.





Client  
Related Companies  
60 Columbus Circle  
New York, NY 10023  
Tel: 212.801.1000 Fax: 212.801.1048

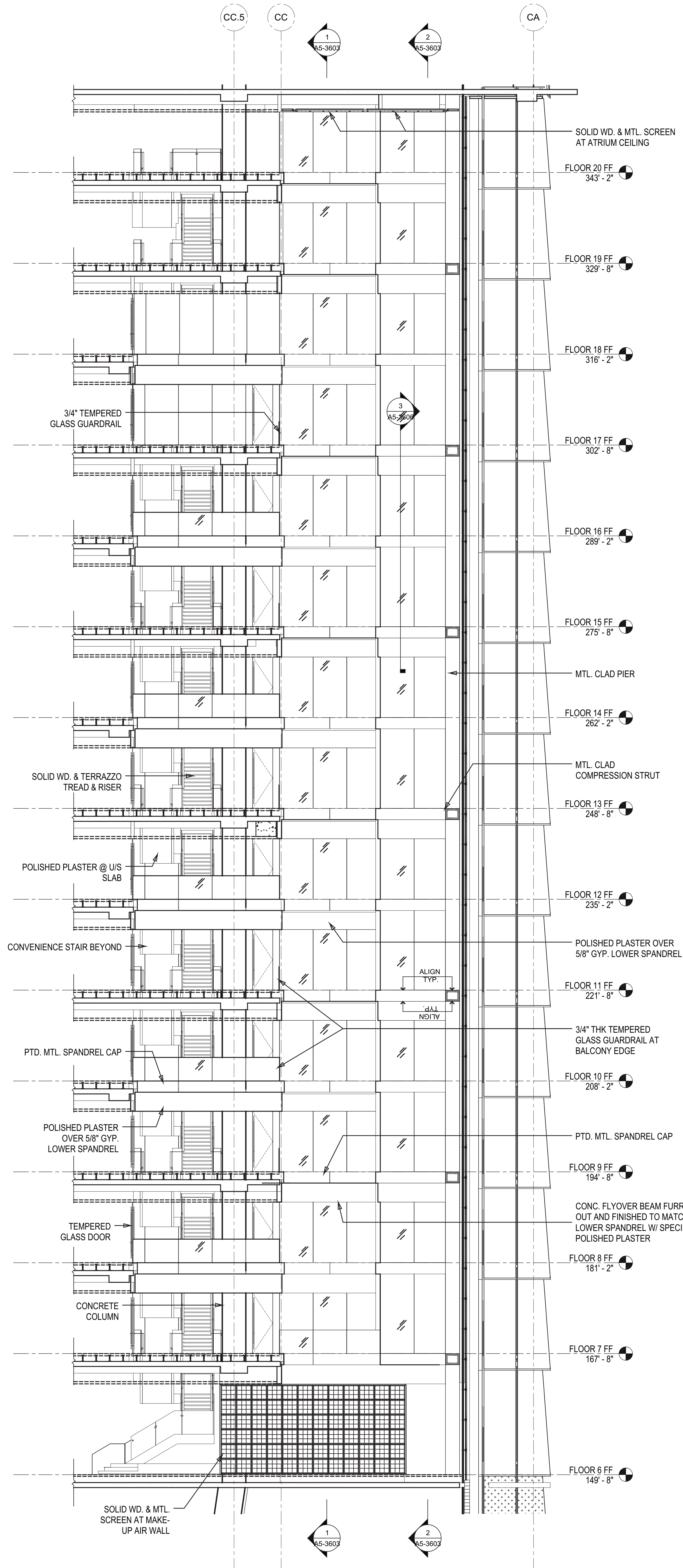
Oxford Properties Group  
320 Park Avenue, 17th Floor  
New York, NY 10022  
Tel: 212.986.7514 Fax: 212.986.7510

Construction Manager  
Tishman Construction Corporation  
100 Park Avenue, 5th Floor  
New York, NY 10017  
Tel: 212.708.5600

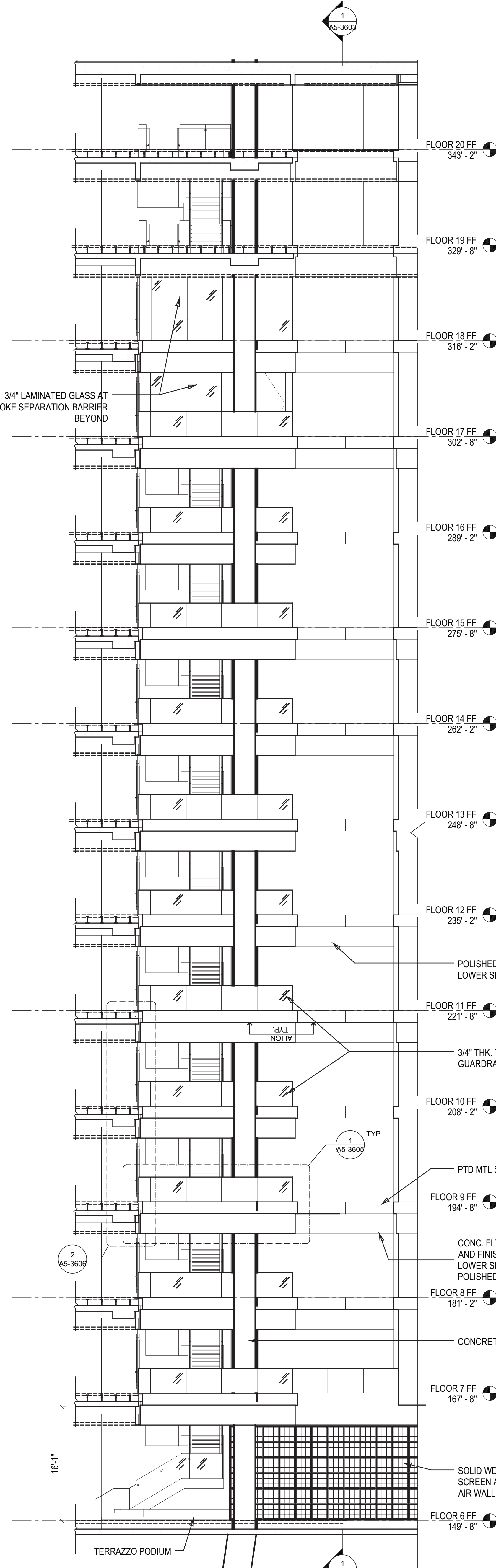
Architect  
Kohn Pedersen Fox Associates PC  
Architects & Planning Consultants  
11 West 42nd Street  
New York, NY 10036  
Tel: 212.977.6500 Fax: 212.956.2526

Structural Engineer  
Thornton Tomasetti, Inc.  
51 Madison Avenue  
New York, NY 10010  
Tel: 917.661.7800 Fax: 917.661.7801

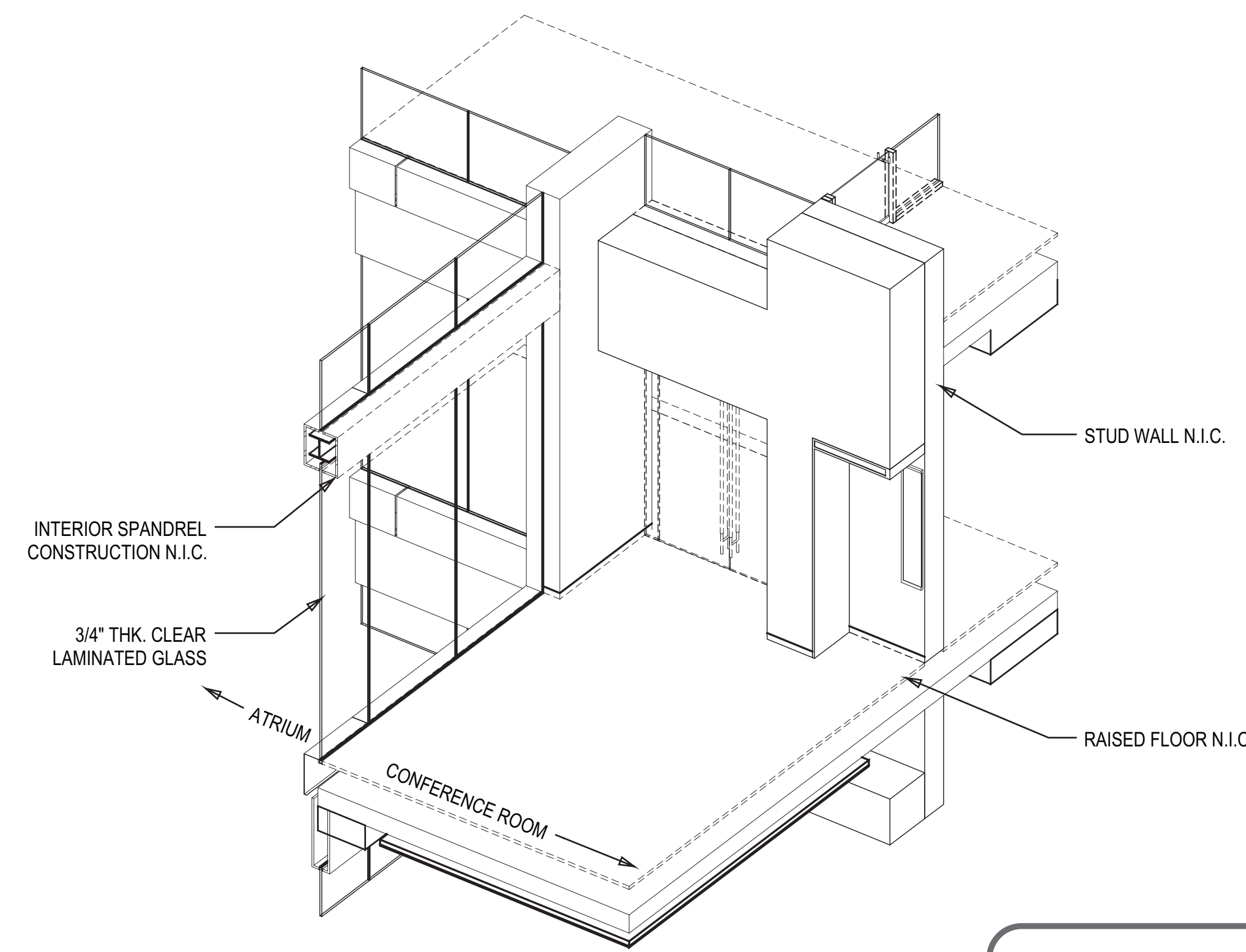
Mechanical, Electrical, Plumbing, Fire Protection  
Jaros Baum & Bolles Consulting Engineers  
80 Pine Street  
New York, NY 10013  
Tel: 212.530.9300 Fax: 212.269.5894




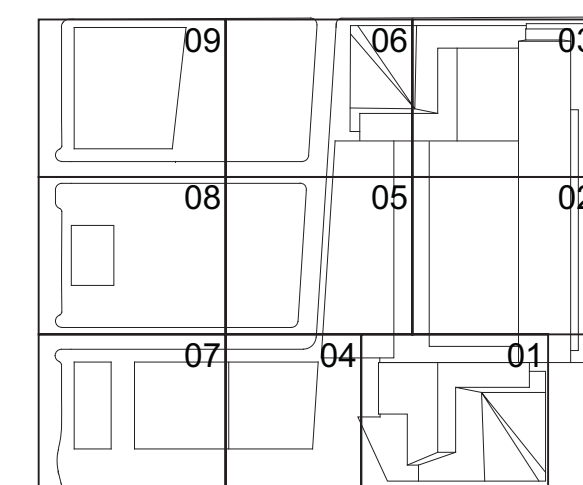
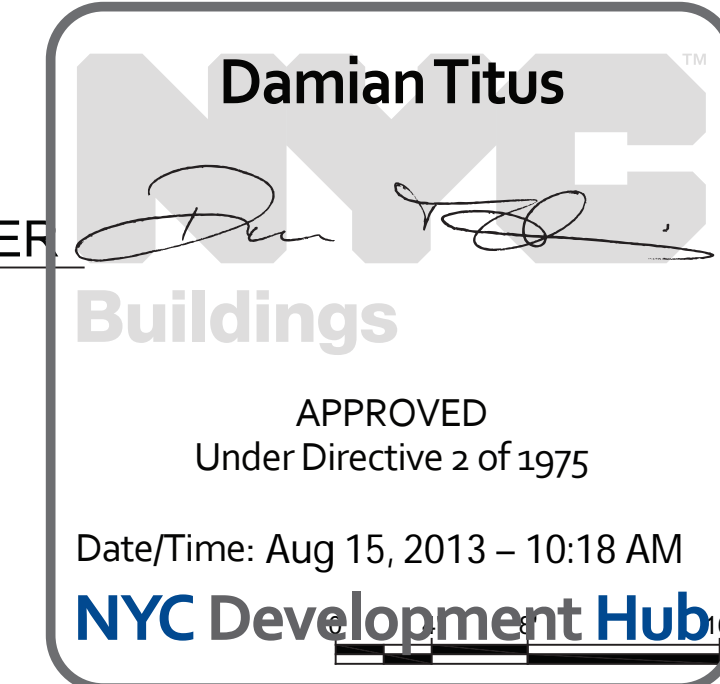
3 ATRIUM N/S SECTION  
SCALE: 1/8"=1'-0"



2 ATRIUM N/S SECTION - DOUBLE HEIGHT BALCONIES  
SCALE: 1/8"=1'-0"



1 DOUBLE HEIGHT CONFERENCE SPANDREL CORNER  
SCALE: NTS



HYE-TC-A5-3604

ATRIUM SECTIONS

Project Number  
A5-3604

Project Name  
A-502.00



3 ATRIUM - SECTION DETAIL AT WEST WALL  
SCALE: 1 1/2" = 1'-0"

2 ATRIUM - DETAIL SECTION AT PLUMB WALL  
SCALE: 1 1/2" = 1'-0"

1 ATRIUM - DETAIL SECTION AT DBL. HT  
CONFERENCE ROOM  
SCALE: 1 1/2" = 1'-0"

**Damian Titus**

*[Signature]*

**Buildings**

APPROVED  
Under Directive 2 of 1975

Date/Time: Aug 15, 2013 – 10:18 AM

**NYC Development Hub**

Date	03/22/2013
Project No.	1776.10
Drawn By	

HYE-TC-A5-3606

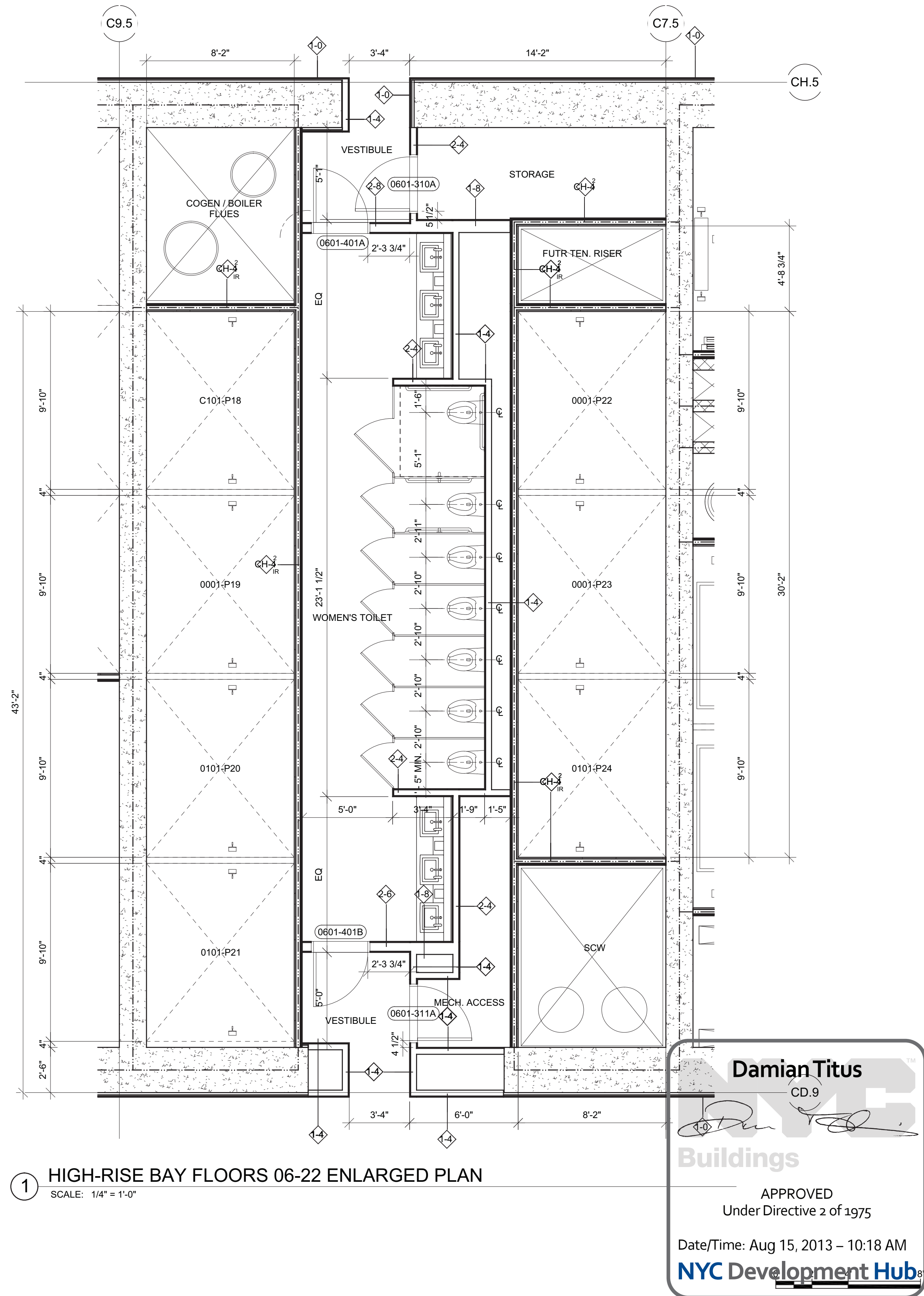
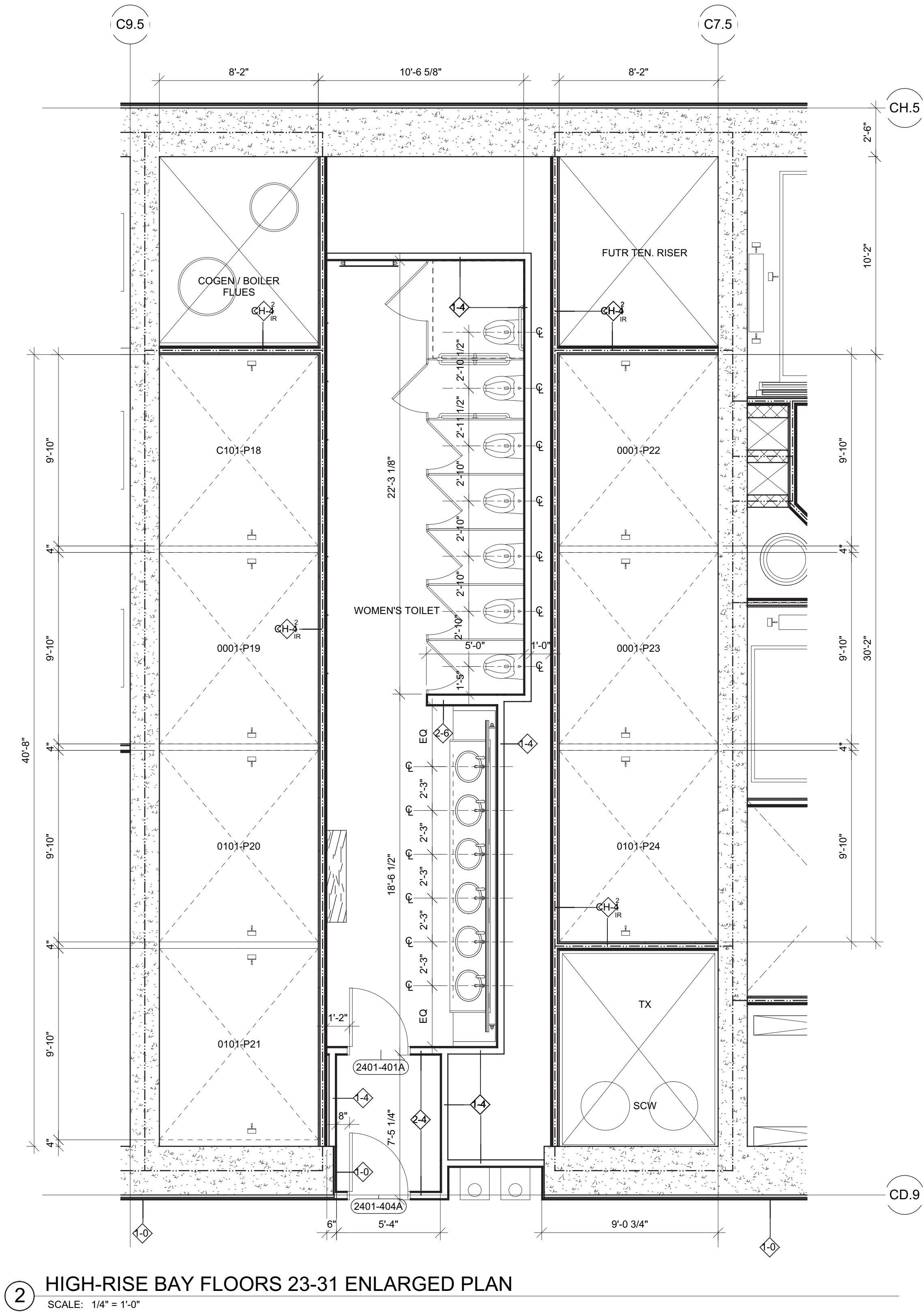
## ATRIUM WALL DETAILS

Drawing Number  
A5-3606

A-503.00



Filename: P:\projects\1776\_Vestibule\Drawings\CD\Sheet\CD06\_Permi\_Serv\Series\WTC-A5-4101.dwg Plotted by: Matt Gregory Plot Time: 03/20/13 8:59 PM



## HUDSON YARDS - TOWER C

Address  
501 WEST 30TH STREET  
NEW YORK, NY



**Client**  
Related Companies  
60 Columbus Circle  
New York, NY 10023  
Tel: 212.801.1000 Fax: 212.801.1048

**Oxford Properties Group**  
320 Park Avenue, 17th Floor  
New York, NY 10022  
Tel: 212.866.7514 Fax: 212.986.7510

**Construction Manager**  
Tishman Construction Corporation  
100 Park Avenue, 5th Floor  
New York, NY 10017  
Tel: 212.708.5600

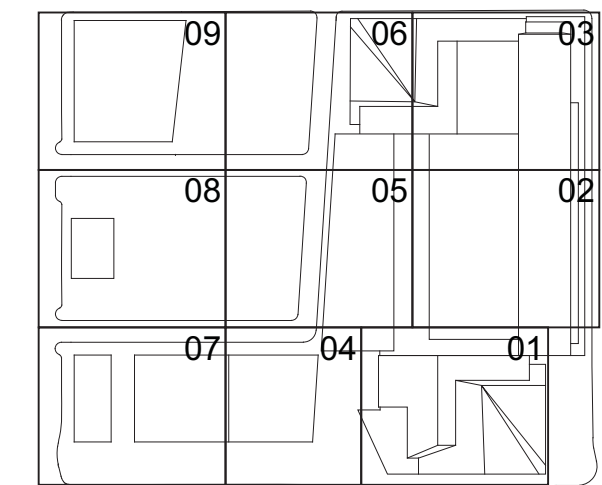
**Architect**  
Kohn Pedersen Fox Associates PC  
Architects & Planning Consultants  
11 West 42nd Street  
New York, NY 10036  
Tel: 212.977.6500 Fax: 212.956.2526

**Structural Engineer**  
Thornton Tomasetti, Inc.  
51 Madison Avenue  
New York, NY 10010  
Tel: 917.661.7800 Fax: 917.661.7801

**Mechanical, Electrical, Plumbing, Fire Protection**  
Jaros Baum & Bolles Consulting Engineers  
80 Pine Street  
New York, NY 10013  
Tel: 212.530.9300 Fax: 212.269.5894

1 D.O.B. BUILDING PERMIT FILING 03/22/2013  
By: Date: Date:

Any Print



Date:  
03/22/2013

Project No:  
1776\_10

Drawn By:

Sheet Number:

HYE-TC-A5-4101

Drawing Title:

ENLARGED RESTROOM  
PARTITION PLANS

Drawing Number:  
A5-4101

Architect/Design Number:

A-504.00

SHEET 200 OF 230

© 2013 KOHN PEDERSEN FOX ASSOCIATES PC. All rights reserved.



HUDSON YARDS -  
TOWER C

Address  
501 WEST 30TH STREET  
NEW YORK, NY



Client  
Related Companies  
60 Columbus Circle  
New York, NY 10023  
Tel: 212.801.1000 Fax: 212.801.1048

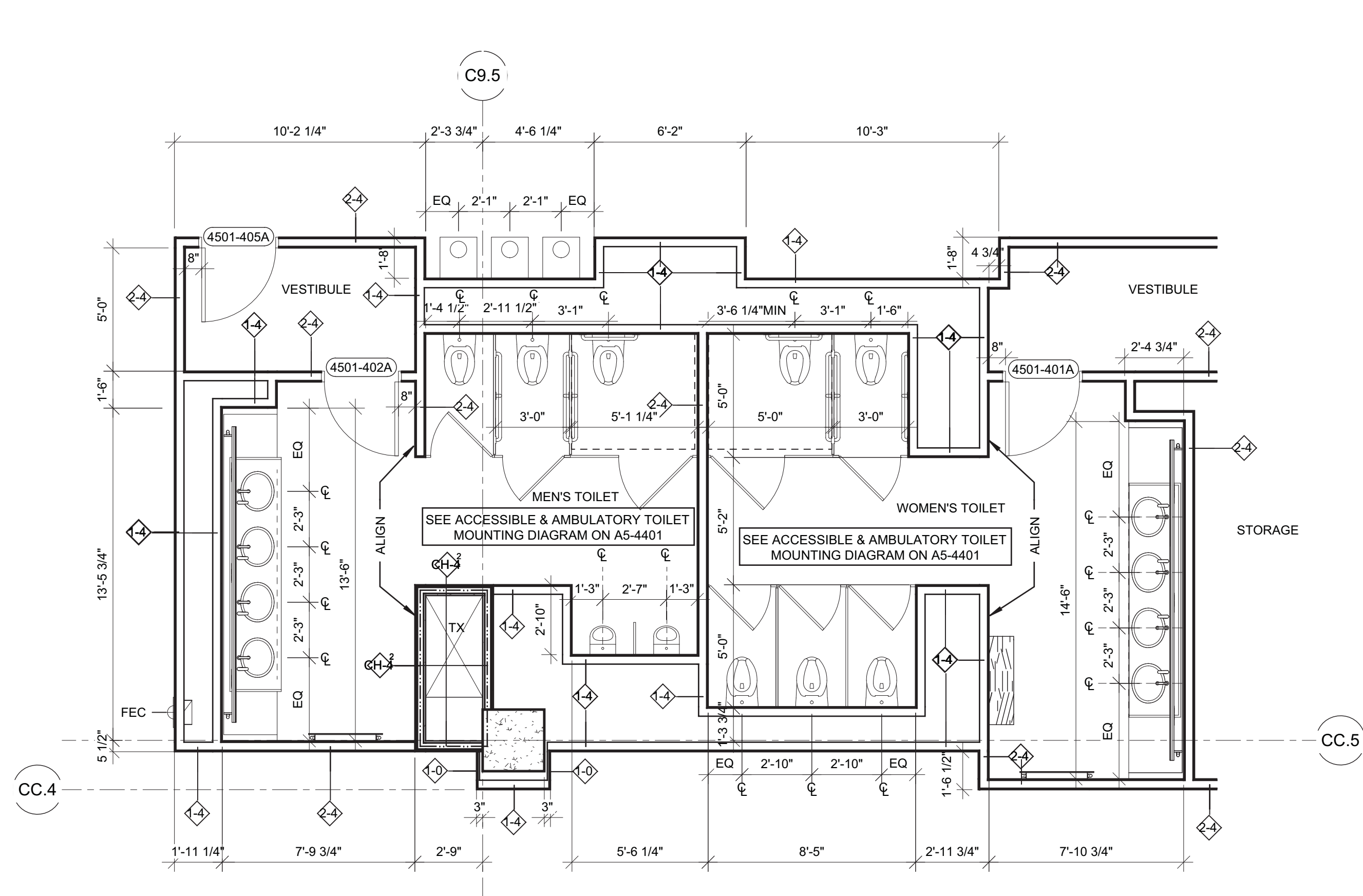
Oxford Properties Group  
320 Park Avenue, 17th Floor  
New York, NY 10022  
Tel: 212.986.7514 Fax: 212.986.7510

Construction Manager  
Tishman Construction Corporation  
100 Park Avenue, 5th Floor  
New York, NY 10017  
Tel: 212.708.5600

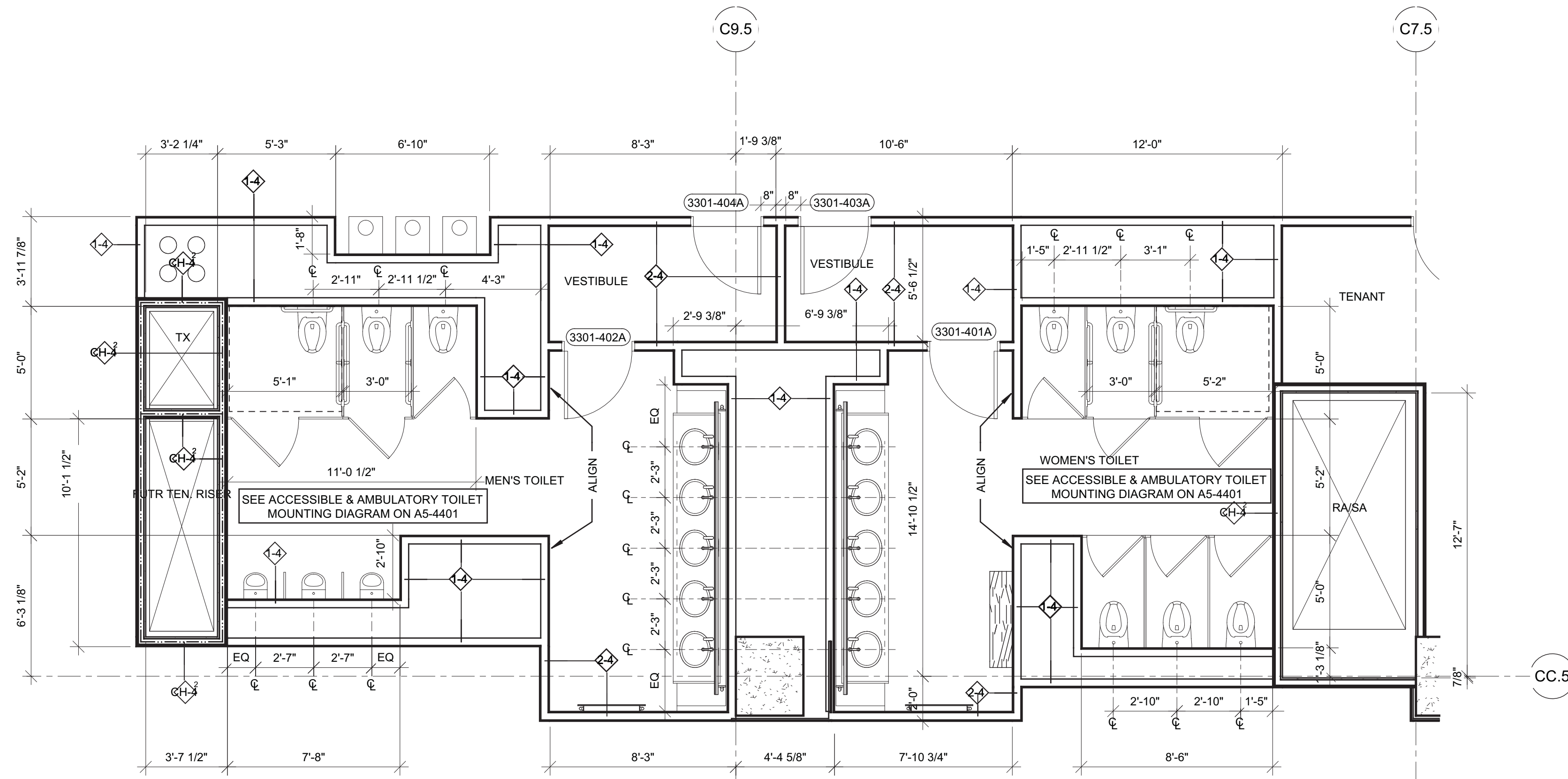
Architect  
Kohn Pedersen Fox Associates PC  
Architects & Planning Consultants  
11 West 42nd Street  
New York, NY 10036  
Tel: 212.977.6500 Fax: 212.956.2526

Structural Engineer  
Thornton Tomasetti, Inc.  
51 Madison Avenue  
New York, NY 10010  
Tel: 917.661.7800 Fax: 917.661.7801

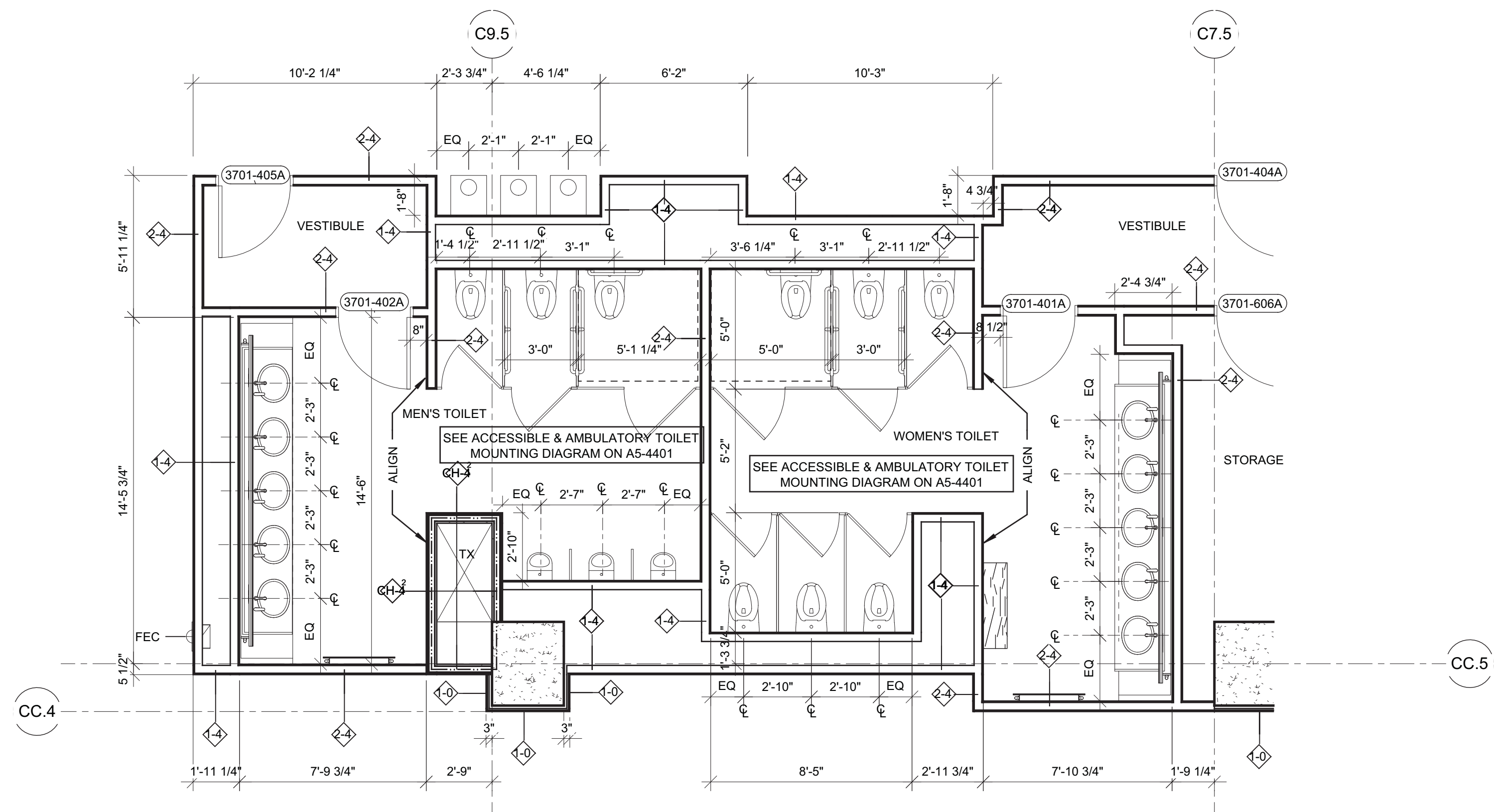
Mechanical, Electrical, Plumbing, Fire Protection  
Jaros Baum & Bolles Consulting Engineers  
80 Pine Street  
New York, NY 10013  
Tel: 212.530.9300 Fax: 212.269.5894



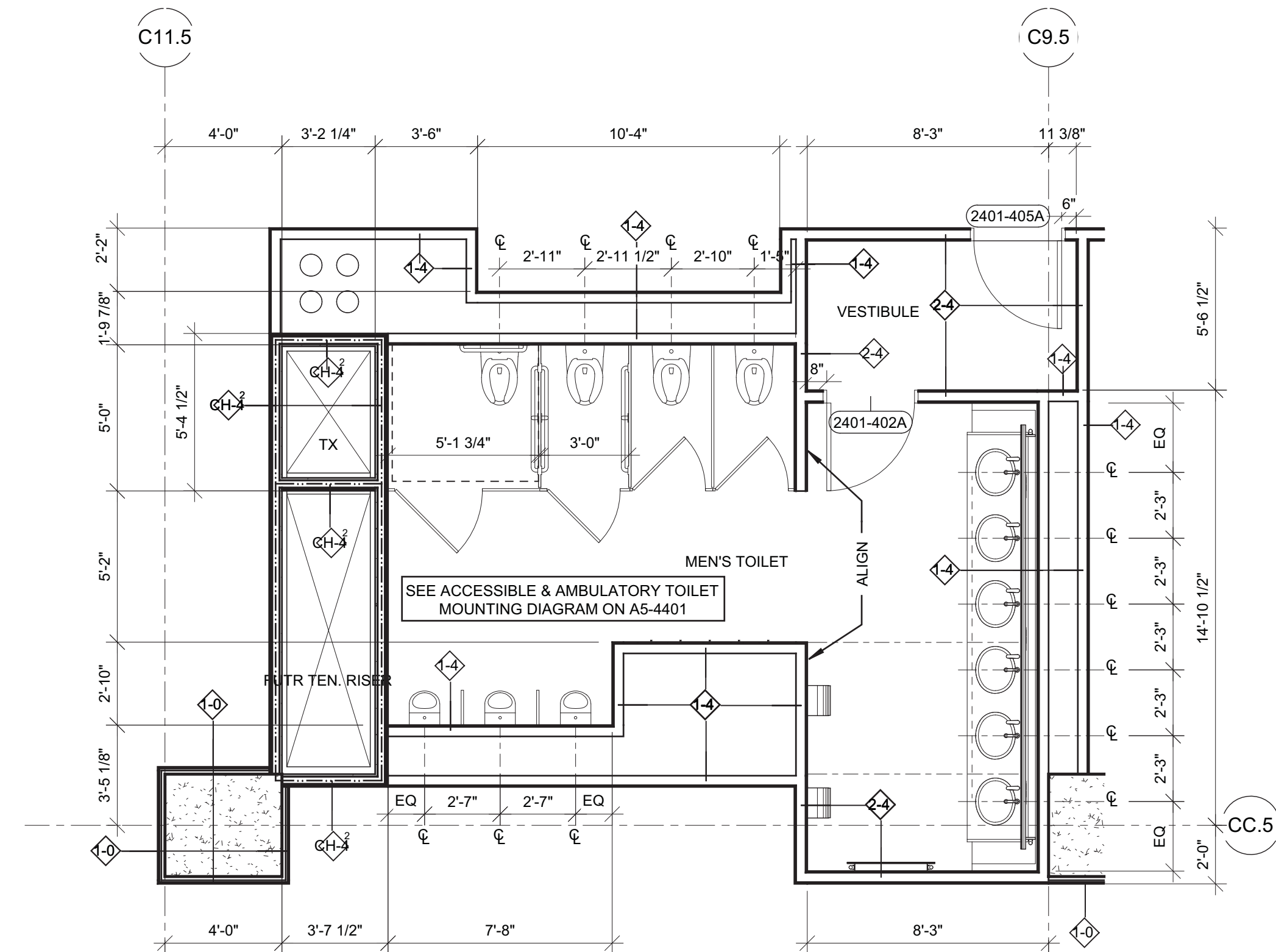
④ ENLARGED BATHROOM PLAN - FLOORS 45-47  
SCALE: 1/4" = 1'-0"



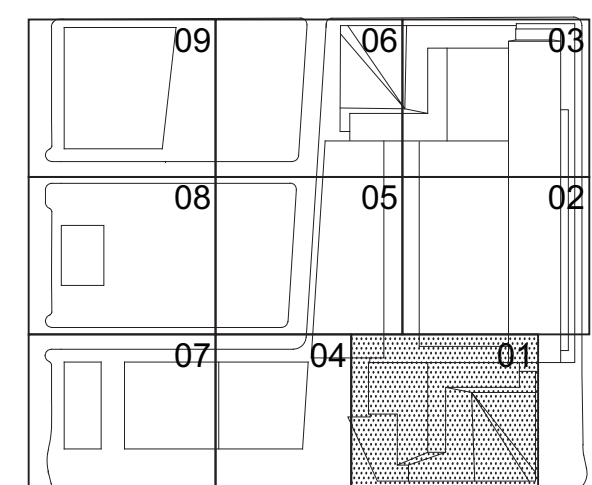
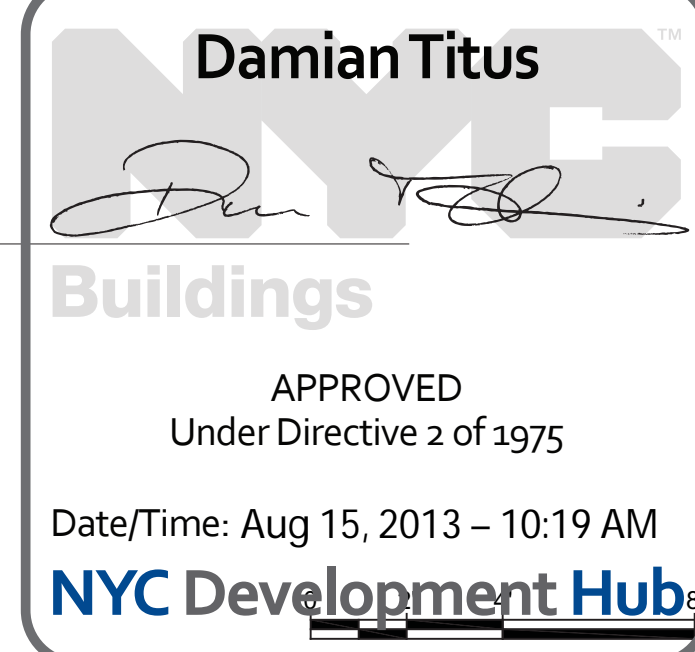
② ENLARGED BATHROOM PLAN - FLOORS 32-33  
SCALE: 1/4" = 1'-0"



③ ENLARGED BATHROOM PLAN - FLOORS 35-44  
SCALE: 1/4" = 1'-0"



① ENLARGED BATHROOM PLAN (MEN) -  
FLOORS 23-31  
SCALE: 1/4" = 1'-0"



HYE-TC-A5-4102

ENLARGED RESTROOM  
PARTITION PLANS  
FLOOR 23-47

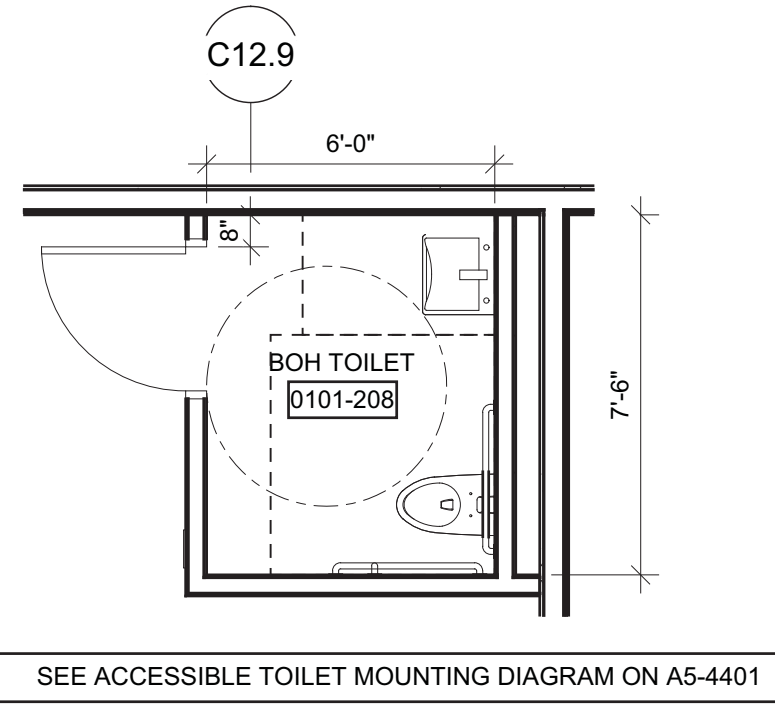
Project Number  
A5-4102  
Architect/Engineer  
A-505.00



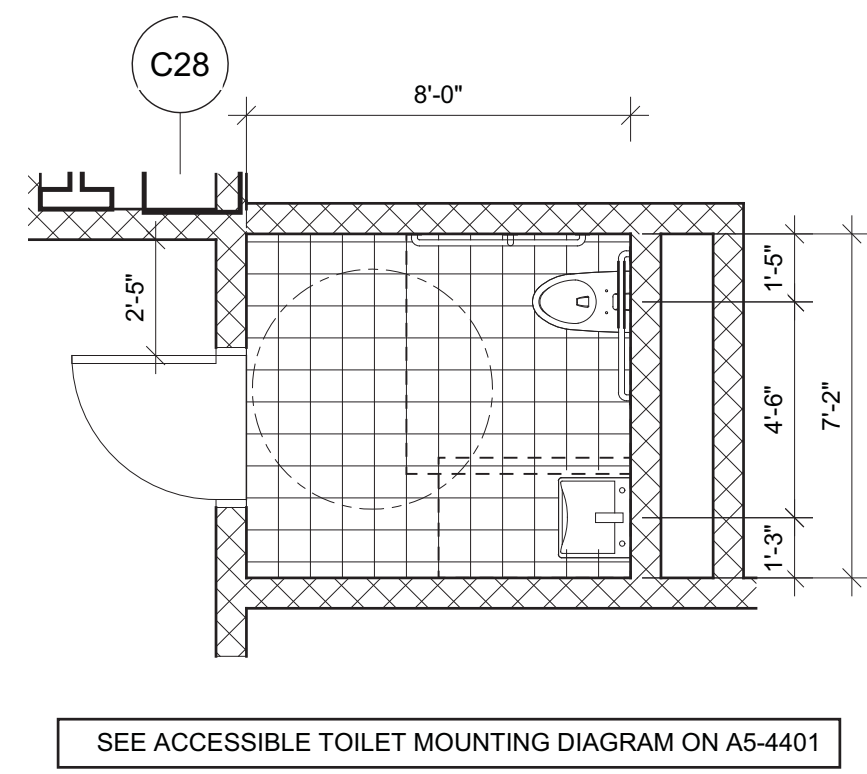
Filename: P:\Projects\1776\_WestSideKensalDrawings\CAD\Sheet\TC006\_Permi\_Serv\Series\WETC-A5-4201.dwg Plotted by: Matt Gregory Plot Time: 5/14/2013 8:05 PM



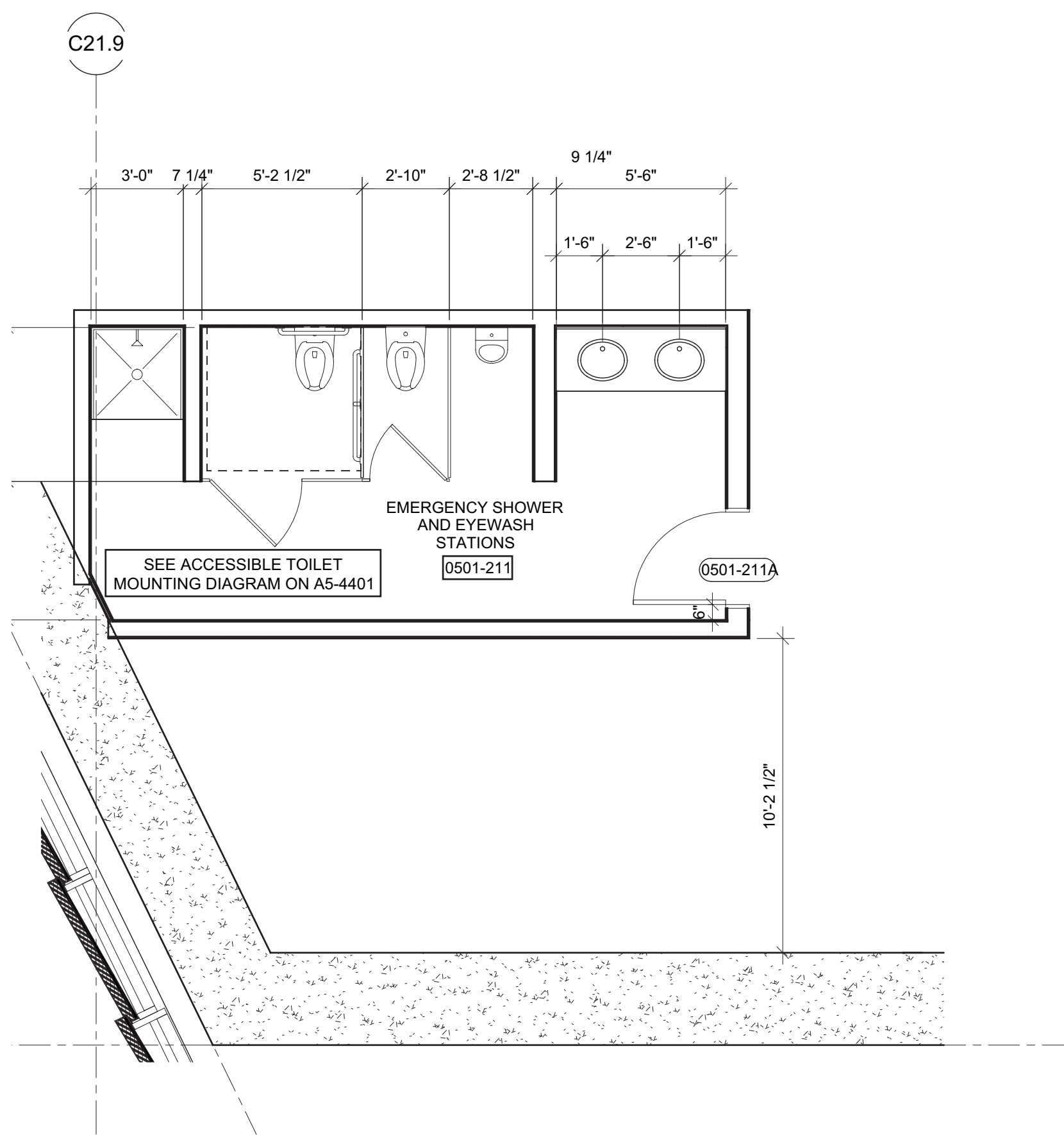
6 FLOOR 02 ENLARGED BATHROOM PLAN  
SCALE: 1/4" = 1'-0"



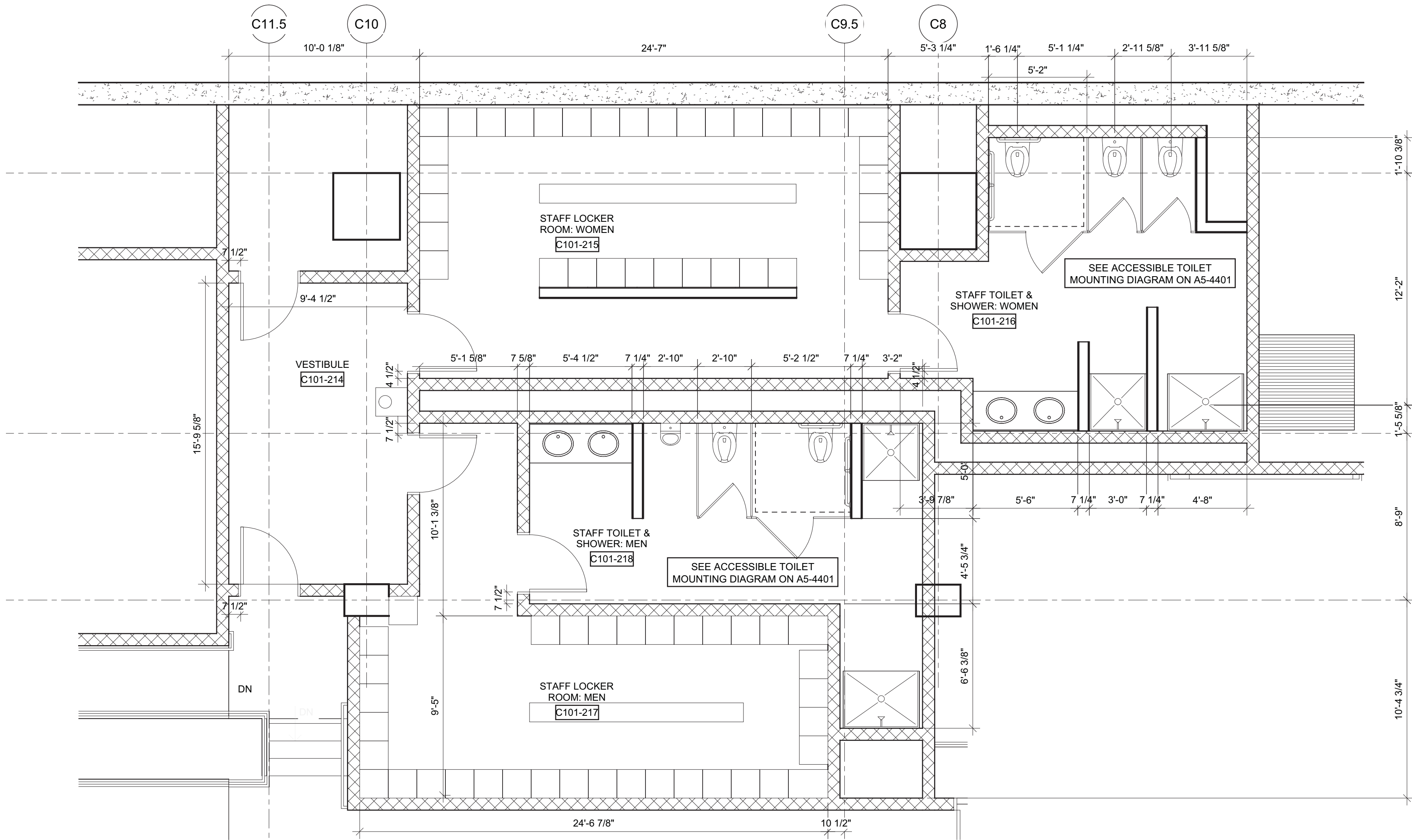
5 FLOOR 01 ENLARGED BATHROOM PLAN  
SCALE: 1/4" = 1'-0"



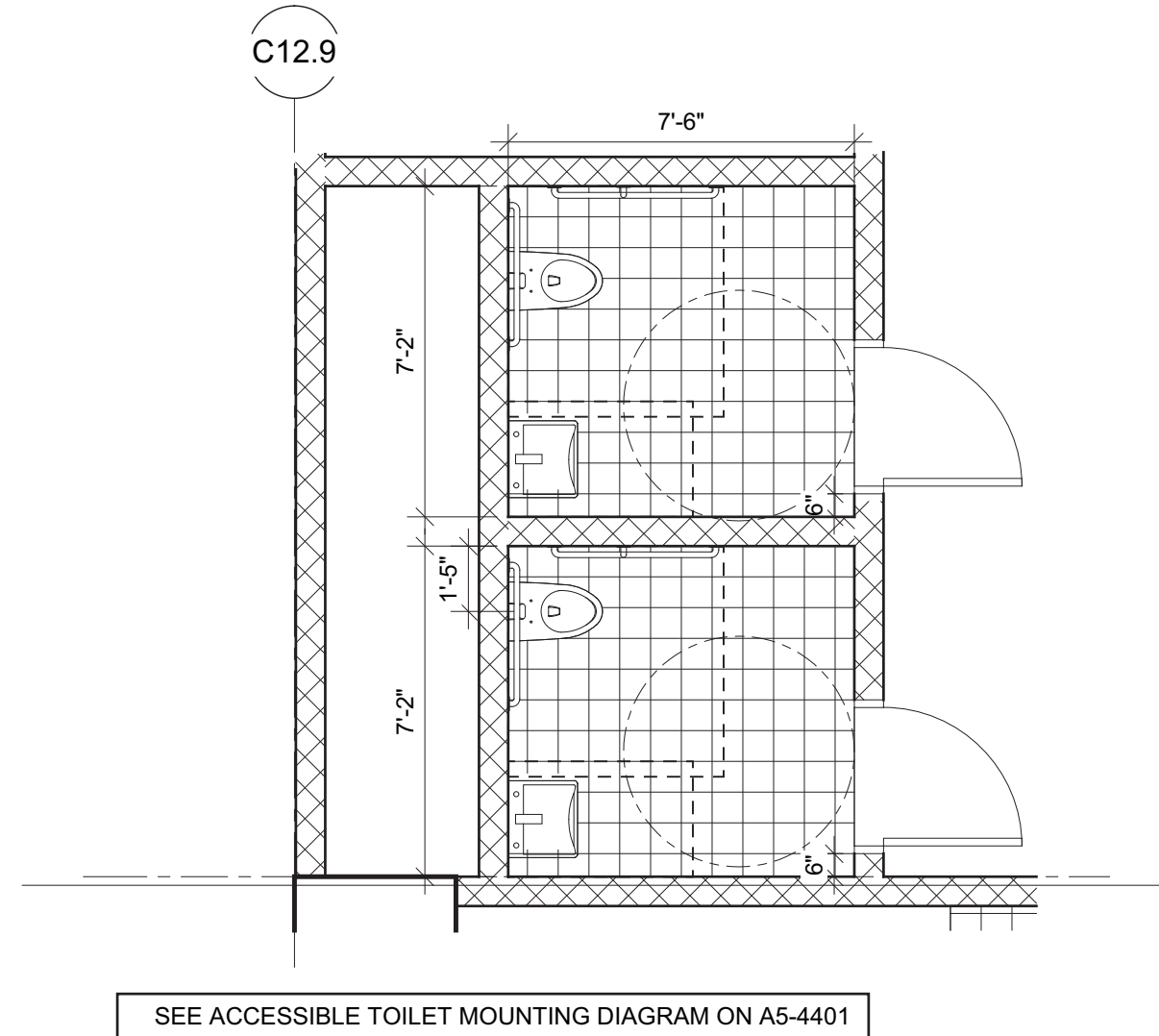
3 GROUND FLOOR ENLARGED BATHROOM PLAN  
SCALE: 1/4" = 1'-0"



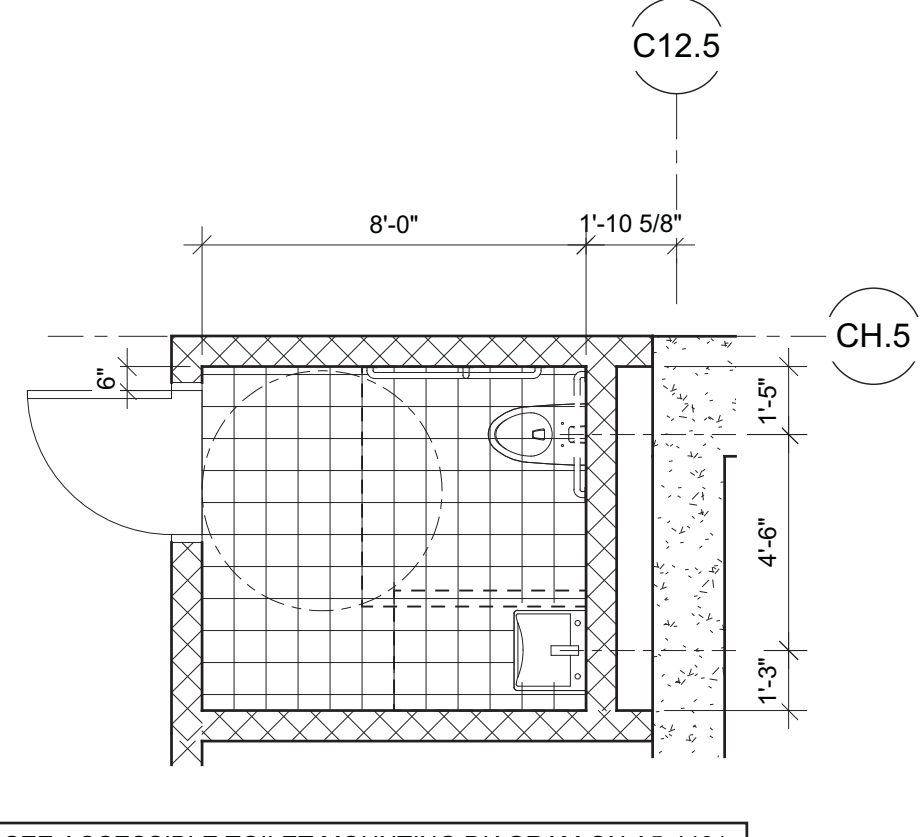
7 FLOOR 05 ENLARGED BATHROOM PLAN  
SCALE: 1/4" = 1'-0"



4 FLOOR CELLAR ENLARGED BATHROOM & LOCKER ROOM PLAN  
SCALE: 1/4" = 1'-0"



2 GROUND FLOOR ENLARGED BATHROOM PLAN  
SCALE: 1/4" = 1'-0"




1 CELLAR FLOOR ENLARGED BATHROOM PLAN  
SCALE: 1/4" = 1'-0"



## HUDSON YARDS - TOWER C

Address  
501 WEST 30TH STREET  
NEW YORK, NY



Client  
Related Companies  
60 Columbus Circle  
New York, NY 10023  
Tel: 212.801.1000 Fax: 212.801.1048

Oxford Properties Group  
320 Park Avenue, 17th Floor  
New York, NY 10022  
Tel: 212.866.7514 Fax: 212.986.7510

Construction Manager  
Tishman Construction Corporation  
100 Park Avenue, 5th Floor  
New York, NY 10017  
Tel: 212.708.5600

Architect  
Kohn Pedersen Fox Associates PC  
Architects & Planning Consultants  
11 West 42nd Street  
New York, NY 10036  
Tel: 212.977.6500 Fax: 212.956.2526

Structural Engineer  
Thornton Tomasetti, Inc.  
51 Madison Avenue  
New York, NY 10010  
Tel: 917.661.7800 Fax: 917.661.7801

Mechanical, Electrical, Plumbing, Fire Protection  
Jaros Baum & Bolles Consulting Engineers  
80 Pine Street  
New York, NY 10013  
Tel: 212.530.9300 Fax: 212.269.5894

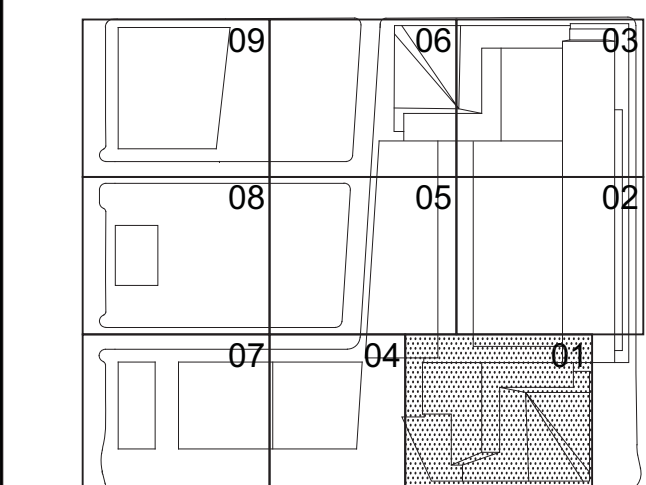
1 D.O.B. BUILDING PERMIT FILING 03/22/2013

By: \_\_\_\_\_

Date: \_\_\_\_\_

Title: \_\_\_\_\_

Key Plan



Date:

03/22/2013

Project No.:

1776.10

Drawn By:

Sheet Number

HYE-TC-A5-4201

Drawing Title

RESTROOM & LOCKER  
ROOM PLANS  
FLOOR CELLAR - 05

Drawing Number:

A5-4201

AS/CS Drawing Number:

A-506.00

SHEET 211 OF 239

© 2013 KOHN PEDERSEN FOX ASSOCIATES P.C. All rights reserved.









PLUMBING FIXTURE SCHEDULE					
Type Mark	Description	Finish Material	Model	Manufacturer	Comments
CO-PF-2	URINAL	VITREOUS CHINA	UT104E	TOTO	#01 COTTON; TEU1LN - 0.5 GPF HIGH EFFICIENCY URINAL FLUSHOMETER VALVE
CO-PF-3	VANITY SINK	VITREOUS CHINA	PS-111	CANTRIO KNCCEPTS	DS-001 - POP-UP DRAIN
CO-PF-4	FAUCET	SATIN STAINLESS STEEL	TEL3LC10	TOTO	0.5 GPM AT 60 PSI; 10 SECOND CONTINUOUS DISCHARGE

TOILET ACCESSORY SCHEDULE						
Type Mark	Description	Finish Material	Model	Manufacturer	Comments	
CO-TA-1	COAT HOOK		HK2A-SSS	DOUG MOCKETT	SATIN STAINLESS STEEL	
CO-TA-2	ADA Grab Bar					
CO-TA-2a	36" STRAIGHT GRAB BAR		B-5806 X 36	BOBRICK	SATIN STAINLESS STEEL	
CO-TA-2b	42" STRAIGHT GRAB BAR		B-5806 X 42	BOBRICK	SATIN STAINLESS STEEL	
CO-TA-2c	18" STRAIGHT GRAB BAR		B-5806 X 18	BOBRICK	SATIN STAINLESS STEEL	
CO-TA-2d	30" STRAIGHT GRAB BAR		B-5806 X 30	BOBRICK		
CO-TA-3	PAPER TOWEL DISPENSER	+ COACH - STAINLESS SATIN	MODEL 1981	BRADLEY CORP.	SATIN STAINLESS STEEL	
CO-TA-4	TOILET PAPER DISPENSER	SATIN STAINLESS STEEL	B-4288	BOBRICK		
CO-TA-5	SANITARY NAPKIN DISPOSAL	SATIN STAINLESS STEEL	B-254	BOBRICK		
CO-TA-6	WASTE BIN		FG295500 BLA	RUBBERMAID	BLACK LLDPE	

EQUIPMENT SCHEDULE - ELECTRICAL					
Type Mark	Description	Finish Material	Model	Manufacturer	Comments
CO-EQ-01	METAL CLAD TURNSTILE; DUAL BREAKAWAY CENTER BARRIER ARMS		OPTISTILE 220	GUNNEBO	CO-MT1 CLAD BODY, CO-MT2 TOP CAP
CO-EQ-02	SENSOR OPERATED SOAP DISPENSER		TES1ADC-05	TOTO	POLISHED CHROME

1	D.O.B. BUILDING PERMIT FILING	03/22/2013
No.	Issue	Date



HYE-TC-A5-4203

RESTROOM DEVICES  
MOUNTING HEIGHTS  
TYP. FLOOR 06-22

Drawing Number  
A5-4203

B/S CAN Drawing Number  
A-508.00

SHEET 213 OF 239



HUDSON YARDS -  
TOWER C

Address  
501 WEST 30TH STREET  
NEW YORK, NY

Client  
Related Companies  
60 Columbus Circle  
New York, NY 10023  
Tel: 212.801.1000 Fax: 212.801.1048

Oxford Properties Group  
320 Park Avenue, 17th Floor  
New York, NY 10022  
Tel: 212.986.7514 Fax: 212.986.7510

Construction Manager  
Tishman Construction Corporation  
100 Park Avenue, 5th Floor  
New York, NY 10017  
Tel: 212.708.5600

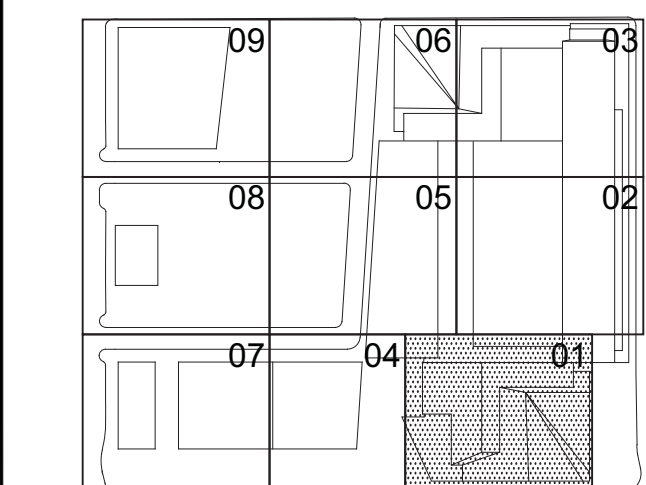
Architect  
Kohn Pedersen Fox Associates PC  
Architects & Planning Consultants  
11 West 42nd Street  
New York, NY 10036  
Tel: 212.977.6500 Fax: 212.956.2526

Structural Engineer  
Thornton Tomasetti, Inc.  
51 Madison Avenue  
New York, NY 10010  
Tel: 917.661.7800 Fax: 917.661.7801

Mechanical, Electrical, Plumbing, Fire Protection  
Jaros Baum & Bolles Consulting Engineers  
80 Pine Street  
New York, NY 10013  
Tel: 212.530.9300 Fax: 212.269.5894

1 D.O.B. BUILDING PERMIT FILING 03/22/2013

Any Print



Date:

03/22/2013

Project No:

1776.10

Drawn By:

Sheet Number

HYE-TC-A5-4301

Drawing Title

ENLARGED FINISH PLANS

ELEVATIONS & RCPS

BATHROOM FLOORS 23-31

Drawing Number:

A5-4301

Architect/Engineer/Designer

A-509.00

Sheet 214 of 239

© 2013 KOHN PEDERSEN FOX ASSOCIATES PC. All rights reserved.

REGISTERED ARCHITECT

STATE OF NEW YORK

1776.10

03/22/2013

Date:

03/22/2013

Project No:

1776.10

Drawn By:

Sheet Number

HYE-TC-A5-4301

Drawing Title

ENLARGED FINISH PLANS

ELEVATIONS & RCPS

BATHROOM FLOORS 23-31

Drawing Number:

A5-4301

Architect/Engineer/Designer

A-509.00

Sheet 214 of 239

© 2013 KOHN PEDERSEN FOX ASSOCIATES PC. All rights reserved.

REGISTERED ARCHITECT

STATE OF NEW YORK

1776.10

03/22/2013

Date:

03/22/2013

Project No:

1776.10

Drawn By:

Sheet Number

HYE-TC-A5-4301

Drawing Title

ENLARGED FINISH PLANS

ELEVATIONS & RCPS

BATHROOM FLOORS 23-31

Drawing Number:

A5-4301

Architect/Engineer/Designer

A-509.00

Sheet 214 of 239

© 2013 KOHN PEDERSEN FOX ASSOCIATES PC. All rights reserved.

REGISTERED ARCHITECT

STATE OF NEW YORK

1776.10

03/22/2013

Date:

03/22/2013

Project No:

1776.10

Drawn By:

Sheet Number

HYE-TC-A5-4301

Drawing Title

ENLARGED FINISH PLANS

ELEVATIONS & RCPS

BATHROOM FLOORS 23-31

Drawing Number:

A5-4301

Architect/Engineer/Designer

A-509.00

Sheet 214 of 239

© 2013 KOHN PEDERSEN FOX ASSOCIATES PC. All rights reserved.

REGISTERED ARCHITECT

STATE OF NEW YORK

1776.10

03/22/2013

Date:

03/22/2013

Project No:

1776.10

Drawn By:

Sheet Number

HYE-TC-A5-4301

Drawing Title

ENLARGED FINISH PLANS

ELEVATIONS & RCPS

BATHROOM FLOORS 23-31

Drawing Number:

A5-4301

Architect/Engineer/Designer

A-509.00

Sheet 214 of 239

© 2013 KOHN PEDERSEN FOX ASSOCIATES PC. All rights reserved.

REGISTERED ARCHITECT

STATE OF NEW YORK

1776.10

03/22/2013

Date:

03/22/2013

Project No:

1776.10

Drawn By:

Sheet Number

HYE-TC-A5-4301

Drawing Title

ENLARGED FINISH PLANS

ELEVATIONS & RCPS

BATHROOM FLOORS 23-31

Drawing Number:

A5-4301

Architect/Engineer/Designer

A-509.00

Sheet 214 of 239

© 2013 KOHN PEDERSEN FOX ASSOCIATES PC. All rights reserved.

REGISTERED ARCHITECT

STATE OF NEW YORK

1776.10

03/22/2013

Date:

03/22/2013

Project No:

1776.10

Drawn By:

Sheet Number

HYE-TC-A5-4301

Drawing Title

ENLARGED FINISH PLANS

ELEVATIONS & RCPS

BATHROOM FLOORS 23-31

Drawing Number:

A5-4301

Architect/Engineer/Designer

A-509.00

Sheet 214 of 239

© 2013 KOHN PEDERSEN FOX ASSOCIATES PC. All rights reserved.

REGISTERED ARCHITECT

STATE OF NEW YORK

1776.10

03/22/2013

Date:

03/22/2013

Project No:

1776.10

Drawn By:

Sheet Number

HYE-TC-A5-4301

Drawing Title

ENLARGED FINISH PLANS

ELEVATIONS & RCPS

BATHROOM FLOORS 23-31

Drawing Number:

A5-4301

Architect/Engineer/Designer

A-509.00

Sheet 214 of 239

© 2013 KOHN PEDERSEN FOX ASSOCIATES PC. All rights reserved.

REGISTERED ARCHITECT

STATE OF NEW YORK

1776.10

03/22/2013

Date:

03/22/2013

Project No:

1776.10

Drawn By:

Sheet Number

HYE-TC-A5-4301

Drawing Title

ENLARGED FINISH PLANS

ELEVATIONS & RCPS

BATHROOM FLOORS 23-31

Drawing Number:

A5-4301

Architect/Engineer/Designer

A-509.00

Sheet 214 of 239

© 2013 KOHN PEDERSEN FOX ASSOCIATES PC. All rights reserved.

REGISTERED ARCHITECT

STATE OF NEW YORK

1776.10

03/22/2013

Date:

03/22/2013

Project No:

1776.10

Drawn By:

Sheet Number

HYE-TC-A5-4301

Drawing Title

ENLARGED FINISH PLANS

ELEVATIONS & RCPS

BATHROOM FLOORS 23-31

Drawing Number:

A5-4301

Architect/Engineer/Designer

A-509.00

Sheet 214 of 239

© 2013 KOHN PEDERSEN FOX ASSOCIATES PC. All rights reserved.

REGISTERED ARCHITECT

STATE OF NEW YORK

1776.10

03/22/2013

Date:

03/22/2013

Project No:

1776.10

Drawn By:

Sheet Number

HYE-TC-A5-4301

Drawing Title

ENLARGED FINISH PLANS

ELEVATIONS & RCPS

BATHROOM FLOORS 23-31

Drawing Number:

A5-4301

Architect/Engineer/Designer

A-509.00

Sheet 214 of 239

© 2013 KOHN PEDERSEN FOX ASSOCIATES PC. All rights reserved.

REGISTERED ARCHITECT

STATE OF NEW YORK

1776.10

03/22/2013

Date:

03/22/2013

Project No:

1776.10

Drawn By:

Sheet Number

HYE-TC-A5-4301

Drawing Title

ENLARGED FINISH PLANS

ELEVATIONS & RCPS

BATHROOM FLOORS 23-31

Drawing Number:

A5-4301

Architect/Engineer/Designer

A-509.00

Sheet 214 of 239

© 2013 KOHN PEDERSEN FOX ASSOCIATES PC. All rights reserved.

REGISTERED ARCHITECT

STATE OF NEW YORK

1776.10

03/22/2013

Date:

03/22/2013

Project No:

1776.10

Drawn By:

Sheet Number

HYE-TC-A5-4301

Drawing Title

ENLARGED FINISH PLANS

ELEVATIONS & RCPS

BATHROOM FLOORS 23-31

Drawing Number:

A5-4301

Architect/Engineer/Designer

A-509.00

Sheet 214 of 239

© 2013 KOHN PEDERSEN FOX ASSOCIATES PC. All rights reserved.

REGISTERED ARCHITECT

STATE OF NEW YORK

1776.10

03/22/2013

Date:

03/22/2013

Project No:

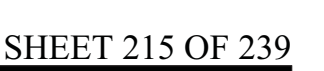
1776.10

Drawn By:

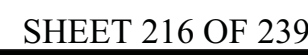




608 Day



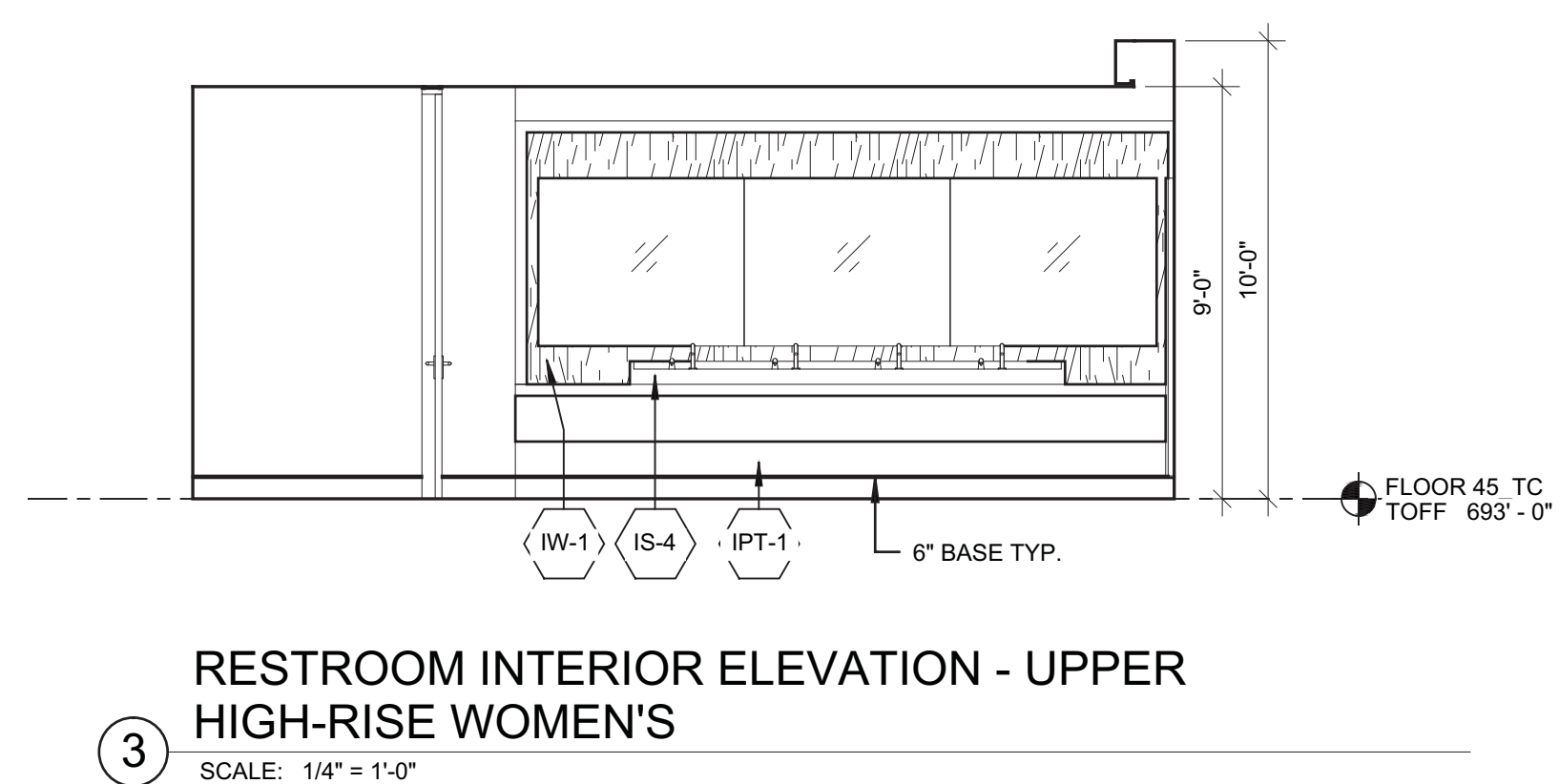
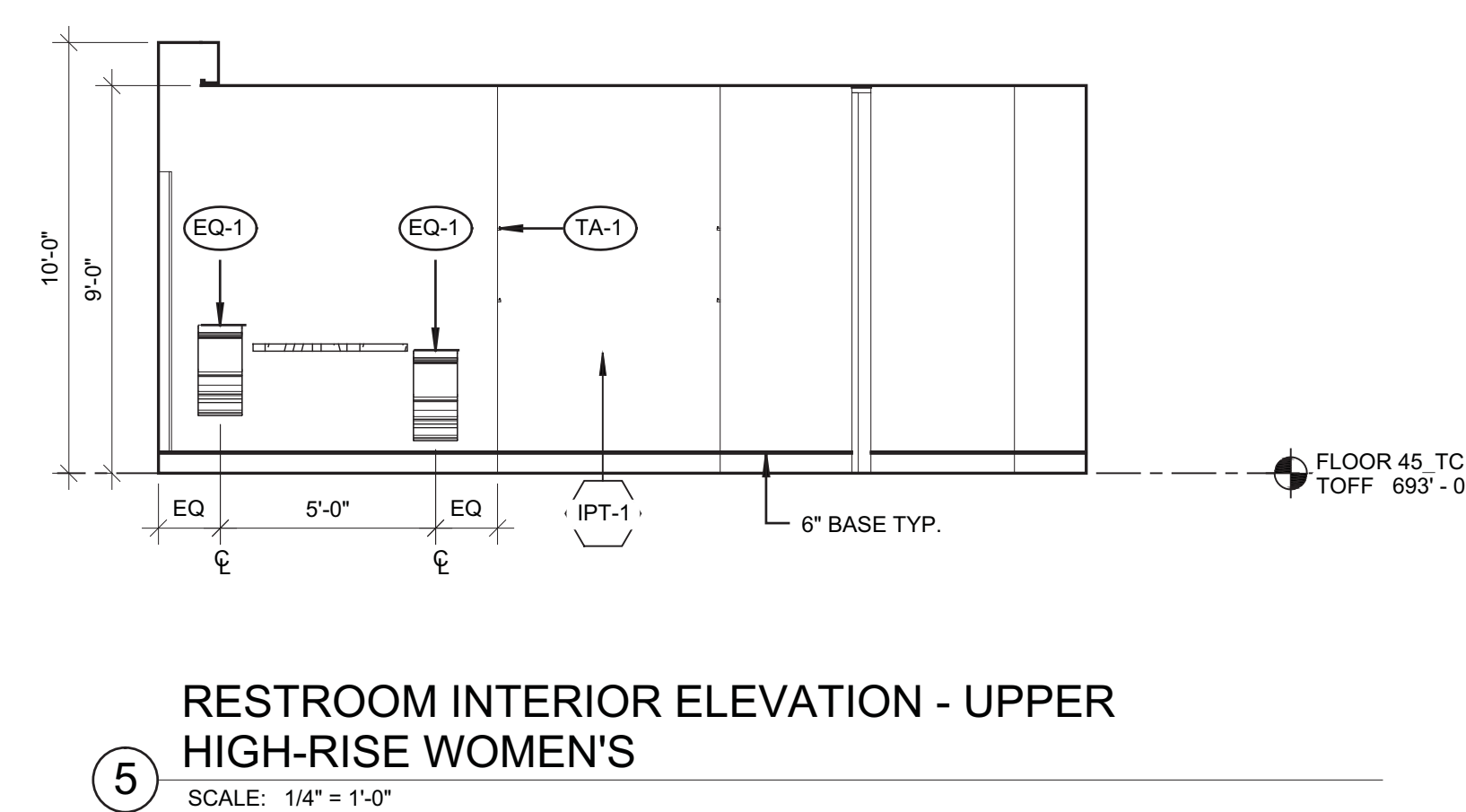
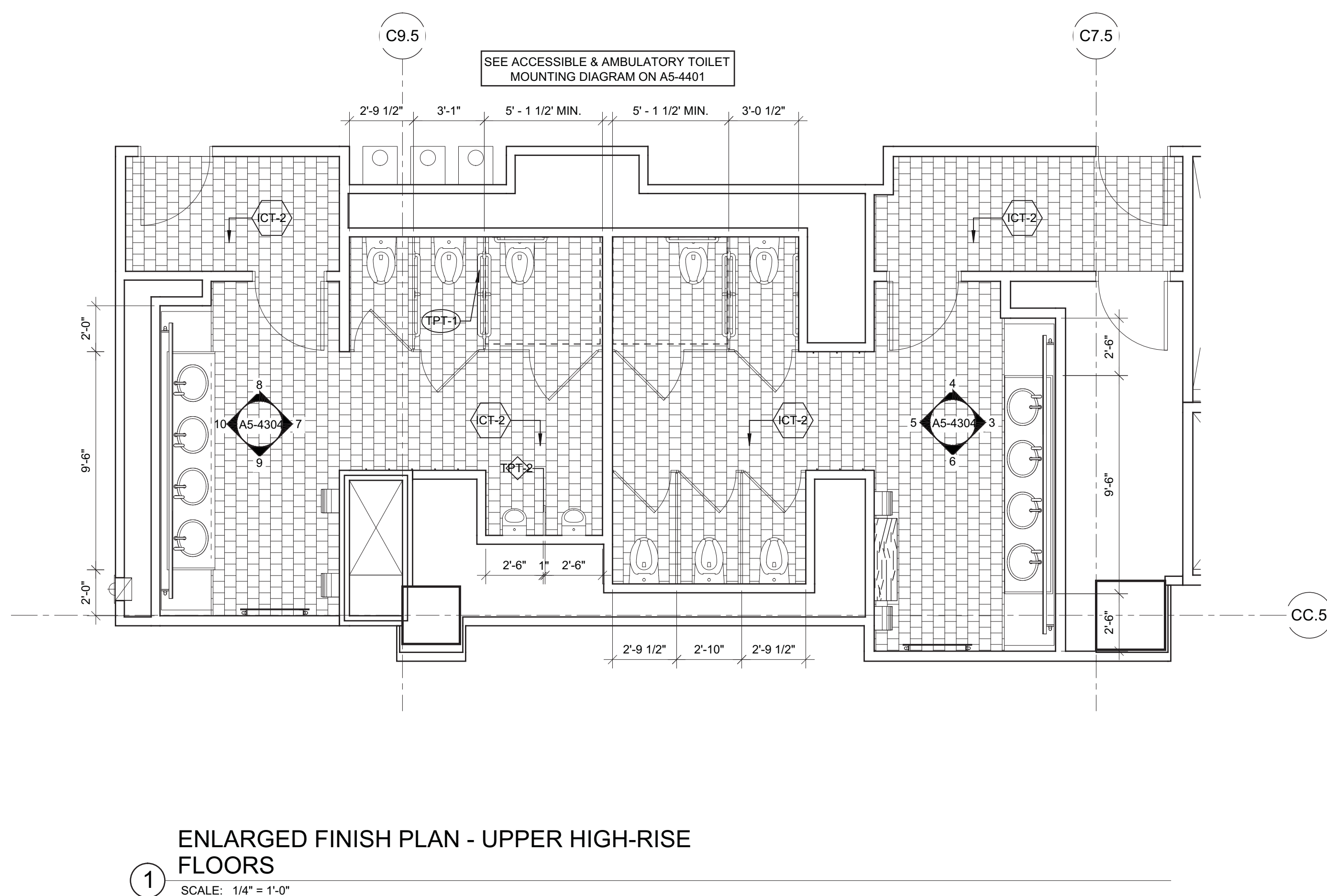
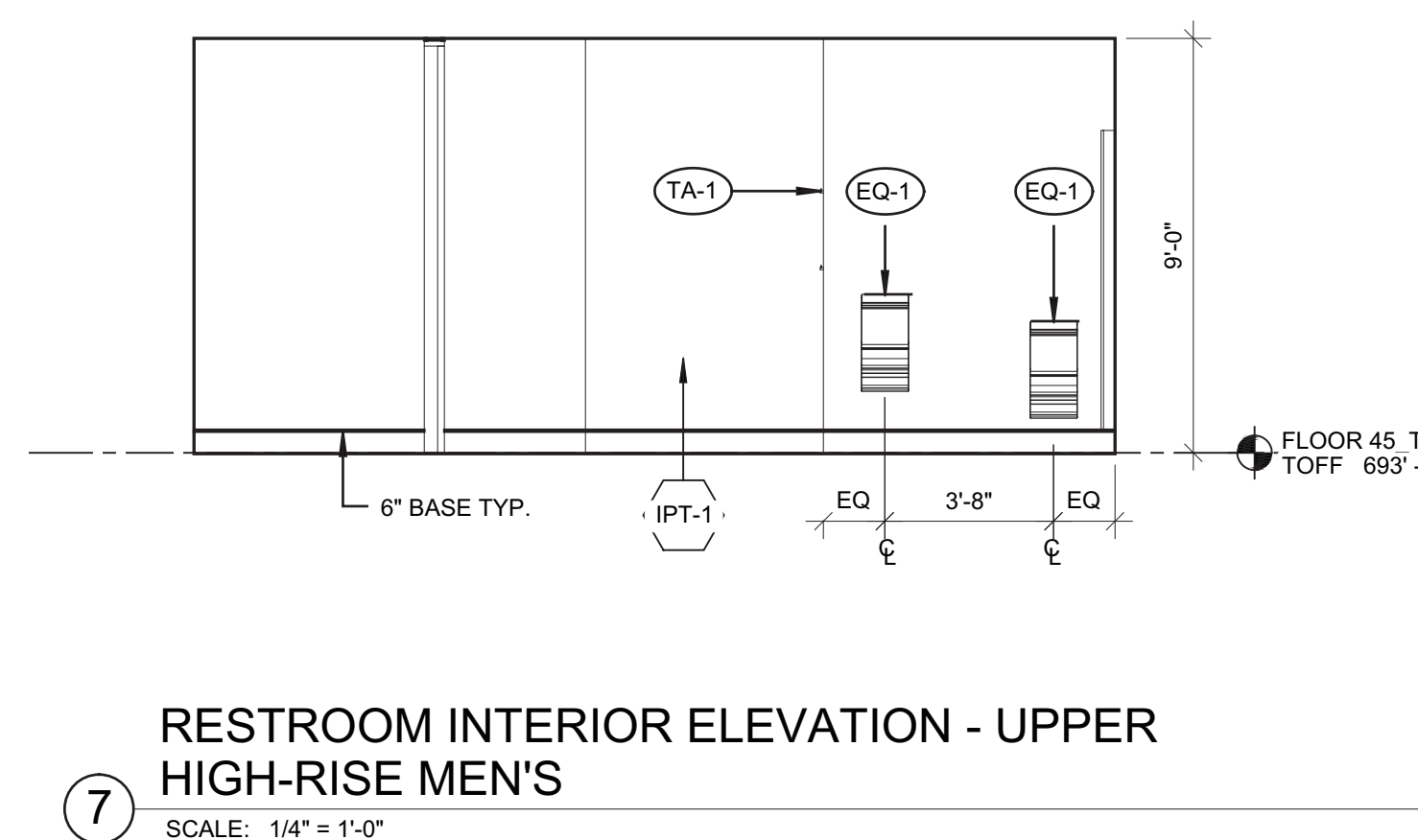
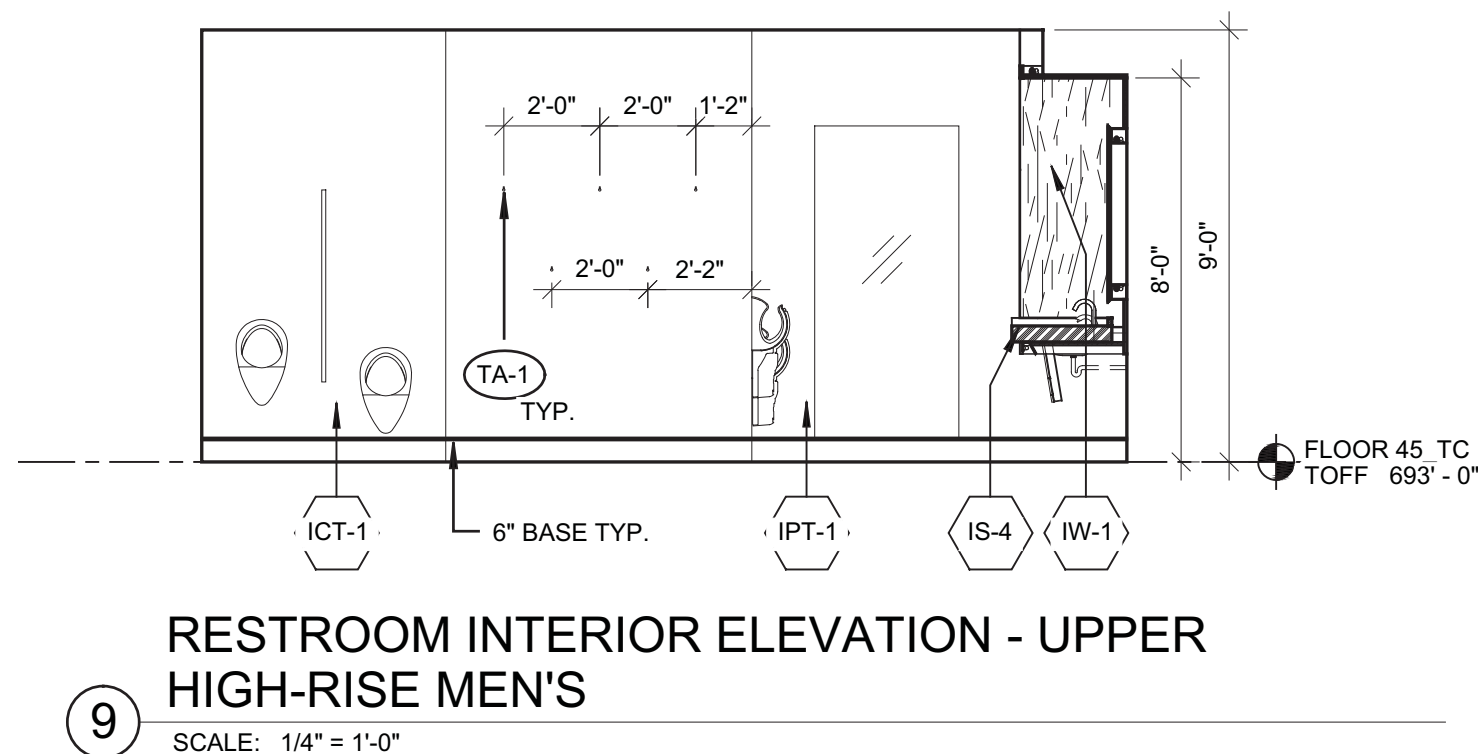




NYC Development Hub

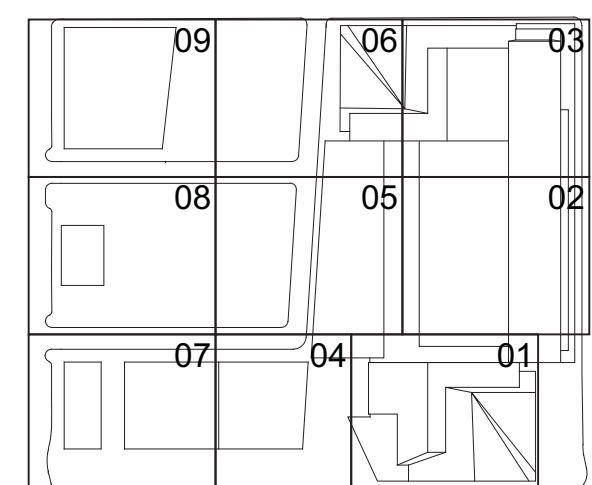







1	D.O.B. BUILDING PERMIT FILING	03/22/201
No.	Issue	Date
Kings Office		

### Key Place



Date	03/22/2013
Project No.	1776.10
Drawn By	



HYE-TC-A5-4304

Drawing Title

ENLARGED FINISH PLANS  
ELEVATIONS & RCPS  
BATHROOM FLOORS 47

Drawing Number  
A5 4304AS-4304  
B-SCAN Developer Name

A-512.00

SHEET 217 OF 239

© 2013 KOHN PEDERSEN FOX ASSOCIATES PC. All rights reserved.

**Damian Titus**

## Buildings

APPROVED  
Under Directive 2 of 1975

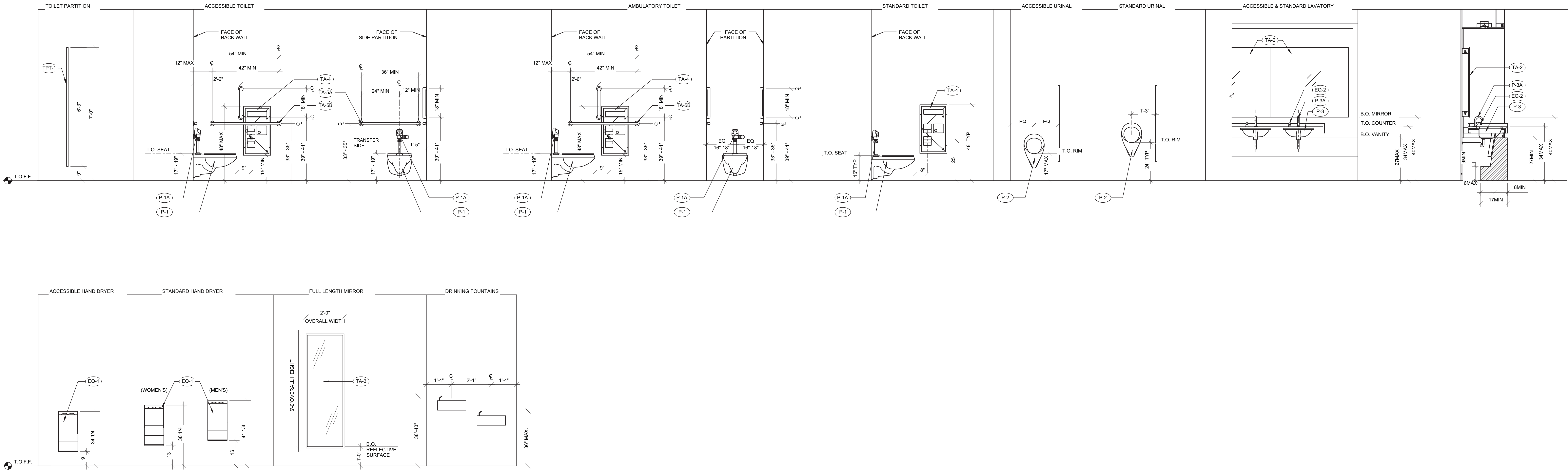
Date/Time: Aug 15, 2013 - 10:19 AM

NYC Development Hub

Filename: P:\Projects\1776\_WestSideYards\Drawings\CAD\Sheet\TC\DoB\_Permit\_Set\A-Series\HVE-TC-A5-4304.dwg Plotted by: Mell, Gregory Plot Time: 5/14/2013 8:14 PM



Filename: P:\Projects\1776\_WestSideKensalDrawings\CAD\Sheet\TC06\_Permi\_Serv\Sheet\WETC-A5-4401.dwg Plotted by: Matt Gregory Plot Time: 3/2/2013 4:50 PM



# TYP. FIXTURES, ACCESSORIES & MOUNTING HEIGHTS 1 SCALE: 1/2" = 1'-0"

## TOILET ROOM GENERAL NOTES

1. REFER TO LEGEND FOR ACCESSORY TYPE & MOUNTING SCHEDULE FOR DIMENSIONS NOT SHOWN ON PLAN
2. COORDINATE ALL DIMENSIONS WITH MANUFACTURER
3. GENERAL CONTRACTOR TO VERIFY (PRIOR TO PROCEEDING W/ WORK) ALL FIXTURES & ACCESSORIES TO COMPLY W/ ADA & ALL STATE & LOCAL ORDINANCES
4. ALL FIXTURES W/ OPERABLE PARTS, ARE TO BE LOCATED 40" MAX FROM FINISH FLOOR TO OPERABLE PARTS
5. ALL FLOORS OF TOILET ROOMS SHALL BE FINISHED W/ CERAMIC TILE WITH A CONTINUOUS INTEGRAL BASE, TYP., UNLESS OTHERWISE INDICATED ON DRAWINGS
6. WET WALLS OF TOILET ROOMS SHALL BE FINISHED W/ CERAMIC TILE
7. ALL FAUCET CONTROLS SHALL BE SUCH THAT THEY: (1) BE OPERABLE W/ ONE HAND AND SHALL NOT REQUIRE GRASPING, PINCHING, OR TWISTING OF THE WRIST; (2) REQUIRE NO MORE THAN 5 LBS FORCE TO ACTIVATE; AND (3) BE LEVER-OPERATED, PUSH-TYPE, ELECTRONICALLY-CONTROLLED OR SIMILAR
8. ALL GRAB BARS SHALL COMPLY WITH THE FOLLOWING:
  - A. 1 1/4" MIN AND 1 1/2" MAX DIAMETER
  - B. 1 1/2" CLEAR BETWEEN THE WALL AND THE GRAB BARS
  - C. GRAB BARS SHALL NOT ROTATE IN THEIR FITTINGS
  - D. GRAB BARS AND FASTENERS/MOUNTING DEVICES SHALL BE ABLE TO SUPPORT 250 POUND POINT LOADS IN BENDING STRESS, SHEAR STRESS AND TENSILE FORCES
  - E. GRAB BAR AND ANY WALL OR OTHER SURFACE ADJACENT SHALL BE FREE OF ANY SHARP OR ABRASIVE EDGEMENTS. EDGES SHALL HAVE A MINIMUM RADIUS OF 1/8"

## LEGEND

- |         |   |
|---------|---|
| (P-1)   | WALL-HUNG TOILET, SEE PLUMBING FIXTURE SCHEDULE   |
| (P-1a)  | 1.28 GPF TOILET FLUSHOMETER, SEE PLUMBING FIXTURE SCHEDULE  |
| (P-2)   | WALL-MOUNTED URINAL, SEE PLUMBING FIXTURE SCHEDULE  |
| (P-2a)  | 0.125 GPF URINAL FLUSHOMETER, SEE PLUMBING FIXTURE SCHEDULE   |
| (P-3)   | UNDERMOUNT LAVATORY, SEE PLUMBING FIXTURE SCHEDULE  |
| (P-3a)  | DECK-MOUNTED FAUCET, SEE PLUMBING FIXTURE SCHEDULE  |
| (TA-1)  | COAT HOOKS  |
| (TA-2)  | MIRROR ABOVE SINKS, RECESSED LIGHTING BEHIND (ALL SIDES), SEE TOILET ACCESSORY SCHEDULE   |
| (TA-3)  | FULL-LENGTH MIRROR, RECESSED LIGHTING BEHIND (ALL SIDES), SEE TOILET ACCESSORY SCHEDULE   |
| (TA-4)  | PARTITION MOUNTED SEAT-COVER DISPENSER, TOILET TISSUE DISPENSER, AND SANITARY NAPKIN DISPOSAL (WOMEN'S), SEE TOILET ACCESSORY SCHEDULE  |
| (TA-5a) | 36" STRAIGHT GRAB BAR FOR TOILET STALL; 1 1/4" MIN / 1 1/2" MAX DIAM. GRAB BAR SHALL BE ABLE TO SUPPORT 250 POUND POINT LOAD; 1 1/2" CLEAR BETWEEN WALL AND GRAB BAR, SEE TOILET ACCESSORY SCHEDULE |
| (TA-5b) | 42" STRAIGHT GRAB BAR FOR TOILET STALL; 1 1/4" MIN / 1 1/2" MAX DIAM. GRAB BAR SHALL BE ABLE TO SUPPORT 250 POUND POINT LOAD; 1 1/2" CLEAR BETWEEN WALL AND GRAB BAR, SEE TOILET ACCESSORY SCHEDULE |
| (TA-5c) | 18" STRAIGHT GRAB BAR FOR TOILET STALL; 1 1/4" MIN / 1 1/2" MAX DIAM. GRAB BAR SHALL BE ABLE TO SUPPORT 250 POUND POINT LOAD; 1 1/2" CLEAR BETWEEN WALL AND GRAB BAR, SEE TOILET ACCESSORY SCHEDULE |
| (TA-5d) | 30" STRAIGHT GRAB BAR FOR TOILET STALL; 1 1/4" MIN / 1 1/2" MAX DIAM. GRAB BAR SHALL BE ABLE TO SUPPORT 250 POUND POINT LOAD; 1 1/2" CLEAR BETWEEN WALL AND GRAB BAR, SEE TOILET ACCESSORY SCHEDULE |
| (TPT-1) | ALUMINUM FINISH TOILET PARTITION  |
| (EQ-1)  | HAND DRYER, SEE EQUIPMENT SCHEDULE  |
| (EQ-2)  | SENSOR OPERATED SOAP DISPENSER, SEE EQUIPMENT SCHEDULE  |

## HUDSON YARDS - TOWER C

Address  
501 WEST 30TH STREET  
NEW YORK, NY



Client  
Related Companies  
60 Columbus Circle  
New York, NY 10023  
Tel: 212.801.1000 Fax: 212.801.1048

Oxford Properties Group  
320 Park Avenue, 17th Floor  
New York, NY 10022  
Tel: 212.986.7514 Fax: 212.986.7510

Construction Manager  
Fishman Construction Corporation  
100 Park Avenue, 5th Floor  
New York, NY 10017  
Tel: 212.708.5600

Architect  
Kohn Pedersen Fox Associates PC  
Architects & Planning Consultants  
11 West 42nd Street  
New York, NY 10036  
Tel: 212.977.6500 Fax: 212.956.2526

Structural Engineer  
Thornton Tomasetti, Inc.  
51 Madison Avenue  
New York, NY 10010  
Tel: 917.661.7800 Fax: 917.661.7801


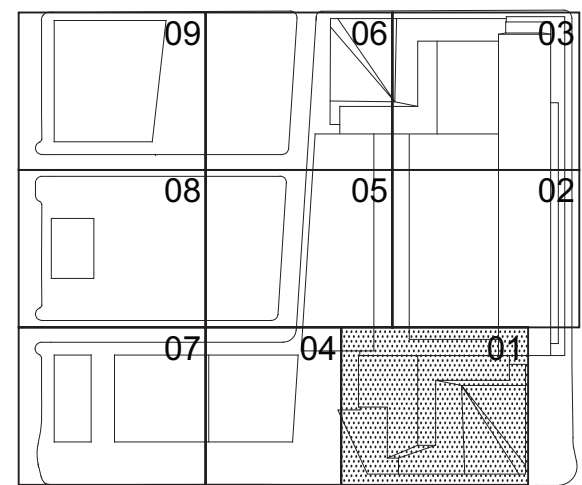
Mechanical, Electrical, Plumbing, Fire Protection  
Jaros Baum & Bolles Consulting Engineers  
80 Pine Street  
New York, NY 10013  
Tel: 212.530.9300 Fax: 212.269.5894

1 D.O.B. BUILDING PERMIT FILING 03/22/2013

By: [Signature]

Date:

Key Plan



HYE-TC-A5-4401

Drawing Title

RESTROOM DEVICES  
MOUNTING HEIGHTS  
TYP. FLOORS 23-47

Project No.

A5-4401

Project Name

NYC Development Hub

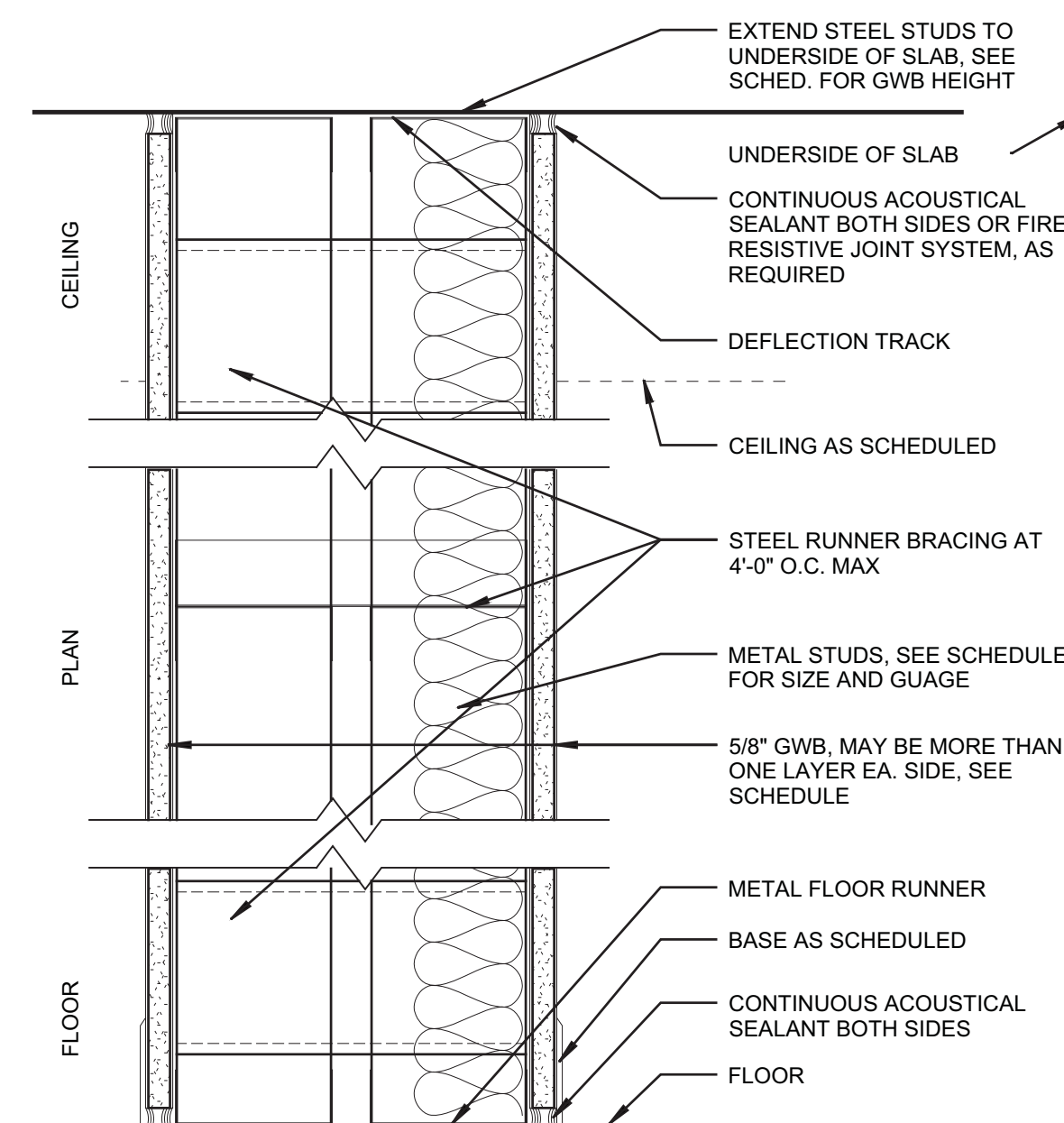
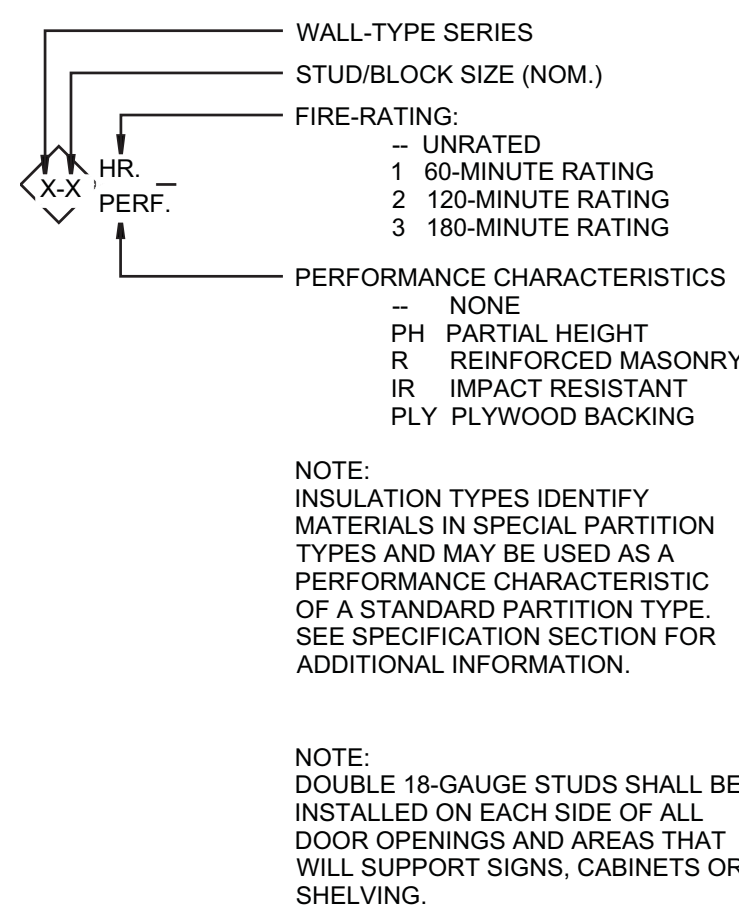
Sheet Number

A-513.00

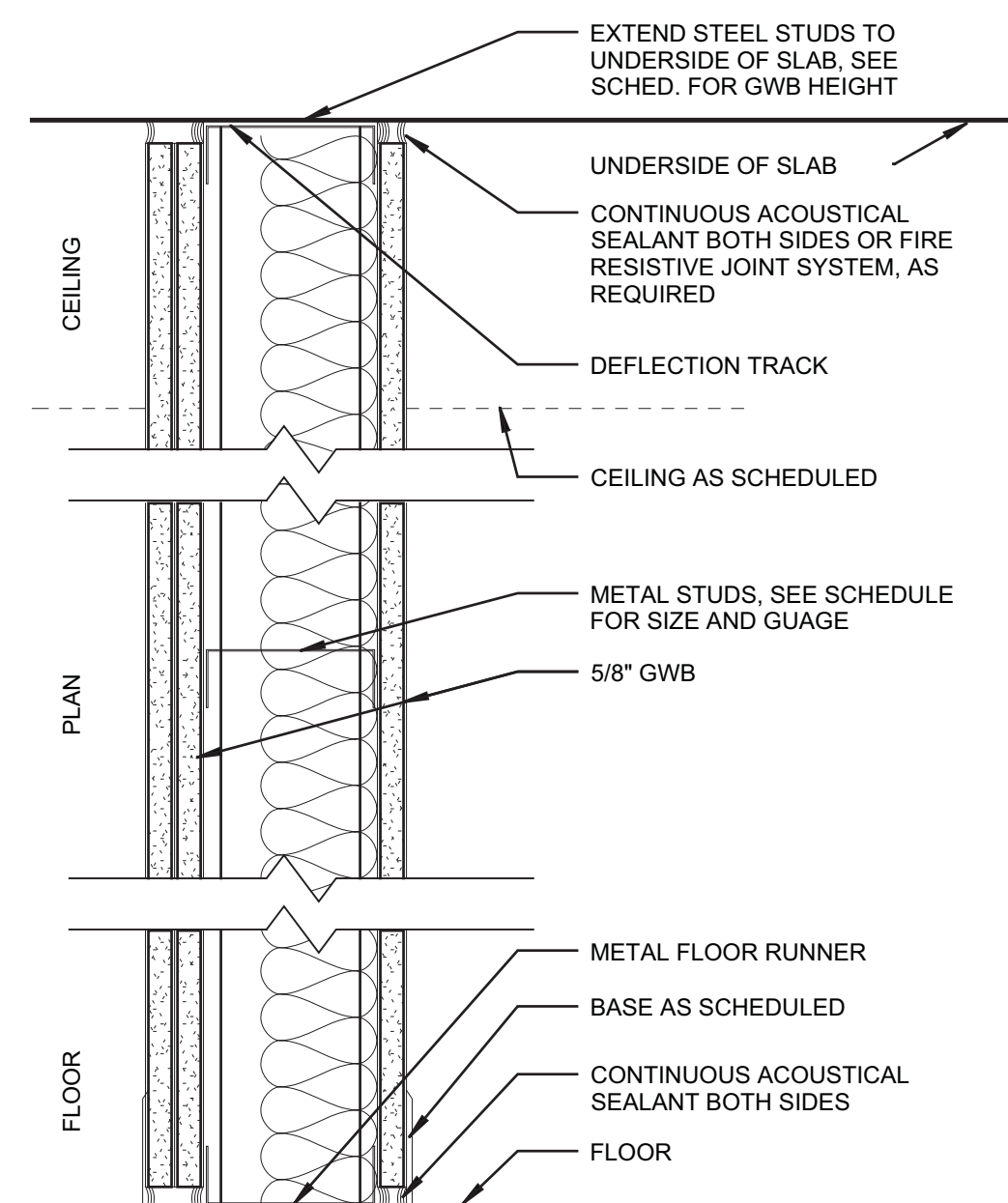
SHEET 218 OF 239



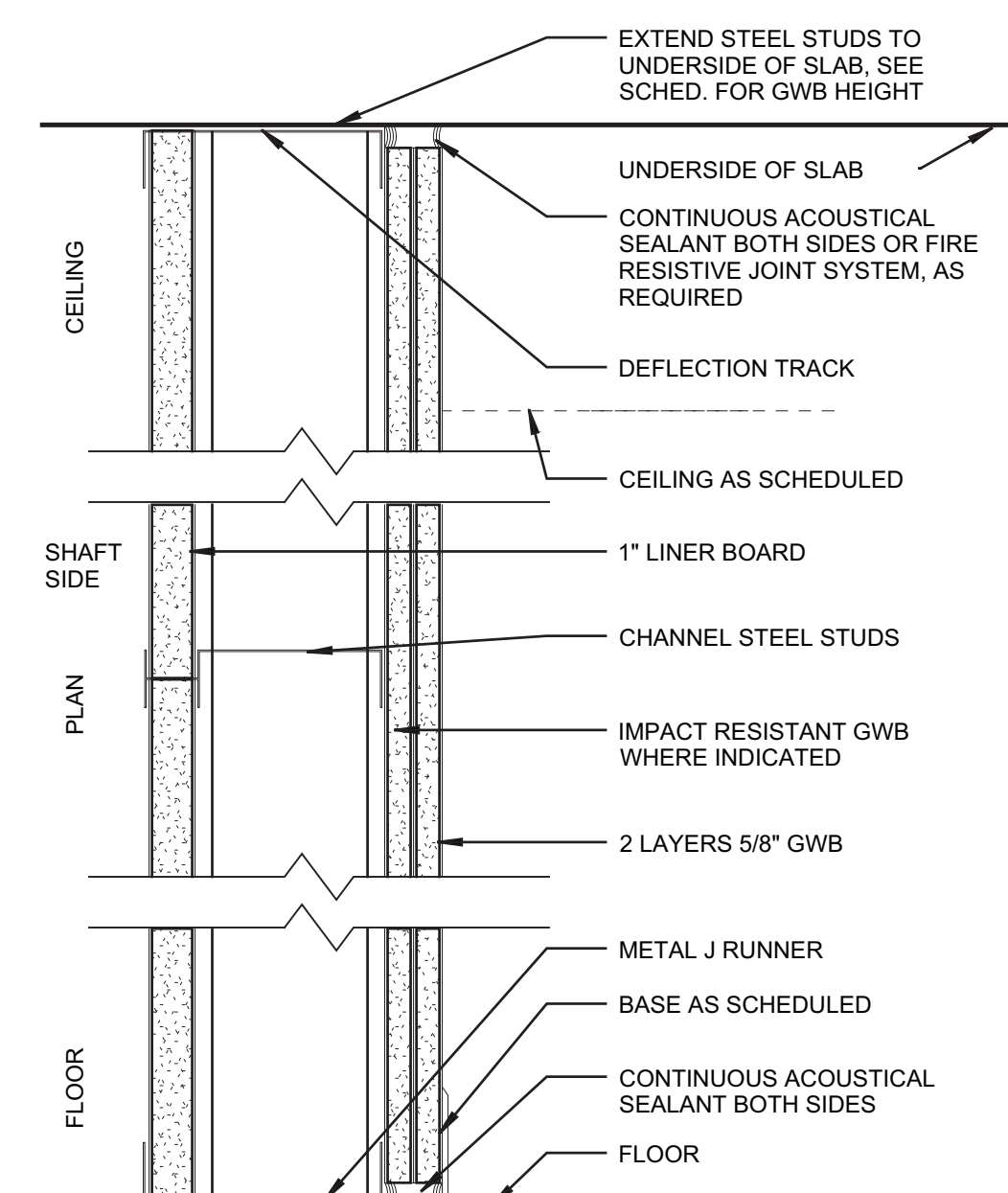
PARTITION SCHEDULE																
Assembly Series	Partition Type	Wall Width	No. of GWB Layers	GWB Thickness	Wall Assembly			USG Stud No. (20 Gauge)	Stud Spacing	Max. Height (L/240 Defl.)	Fire Rating (I)=hour	Fire Rating		Sound Transmission		Comments
					Stud Width	UL	Fire Res. Jt.					STC Rating	S.A.F.B Thickness (in.)			
1-Series																
1-Series	1-0	0' 1 1/2"	1	5/8"	7/8"	DWC-20 HAT	16"	-								Shim as required
1-Series	1-2	0' 3 1/8"	1	5/8"	2 1/2"	212ST20	16"	13" 0"								
1-Series	1-3	0' 4 1/4"	1	5/8"	3 5/8"	358ST20	16"	17" 3"								
1-Series	1-4	0' 4 5/8"	1	5/8"	4"	4ST20	16"									
1-Series	1-6	0' 6 5/8"	1	5/8"	6"	6ST20	16"									
2-Series																
2-Series	2-0	0' 2 1/8"	2	5/8"	7/8"	DWC-20 HAT	16"	-	-	-	-					
2-Series	2-3	0' 4 7/8"	2	5/8"	3 5/8"	358ST20	16"	17" 11"	-	-	-					
2-Series	2-3-1	0' 4 7/8"	2	5/8"	3 5/8"	358ST20	16"	17" 11"	1	U465		HW-D-001 6				
2-Series	2-4	0' 5 1/4"	2	5/8"	4"	4ST20	16"		-	-	-					
2-Series	2-4-1	0' 5 1/4"	2	5/8"	4"	4ST20	16"		1	U465		HW-D-001 6				
2-Series	2-6	0' 7 1/4"	2	5/8"	6"	6ST20	16"		-	-	-					
2-Series	2-6-1	0' 7 1/4"	2	5/8"	6"	6ST20	16"		1	U465		HW-D-001 6				
2-Series	2-8	0' 9 1/4"	2	5/8"	8"	8ST20	16"		-	-	-					
2-Series	2-8-1	0' 9 1/4"	2	5/8"	8"	8ST20	16"		1	U465		HW-D-001 6				
3-Series																
3-Series	3-3	0' 5 1/2"	3	5/8"	3 5/8"	358ST20	16"	17" 11"	-	-	-		49			
3-Series	3-3-1	0' 5 1/2"	3	5/8"	3 5/8"	358ST20	16"	17" 11"	-	-	-		49			
3-Series	3-4	0' 5 7/8"	3	5/8"	4"	4ST20	16"		-	-	-					
3-Series	3-4-1	0' 5 7/8"	3	5/8"	4"	4ST20	16"		1	-	-					
3-Series	3-6	0' 7 7/8"	3	5/8"	6"	6ST20	16"		-	-	-					
3-Series	3-6-1	0' 7 7/8"	3	5/8"	6"	6ST20	16"		1	-	-					
3-Series	3-8	0' 9 7/8"	3	5/8"	8"	8ST20	16"		-	-	-					
3-Series	3-8-1	0' 9 7/8"	3	5/8"	8"	8ST20	16"		1	-	-					
4-Series																
4-Series	4-3	0' 6 1/8"	4	5/8"	3 5/8"	358ST20	16"	20' 2"	-	-	-					
4-Series	4-3-2	0' 6 1/8"	4	5/8"	3 5/8"	358ST20	16"	20' 2"	2	U411		HW-D-001 6				
4-Series	4-4	0' 6 1/2"	4	5/8"	4"	4ST20	16"		-	-	-					
4-Series	4-4-2	0' 6 1/2"	4	5/8"	4"	4ST20	16"		2	U411		HW-D-001 6				
4-Series	4-6	0' 8 1/2"	4	5/8"	6"	6ST20	16"		-	-	-					
4-Series	4-6-2	0' 8 1/2"	4	5/8"	6"	6ST20	16"		2	U411		HW-D-001 6				
4-Series	4-8	0' 10 1/2"	4	5/8"	8"	8ST20	16"		-	-	-					
4-Series	4-8-2	0' 10 1/2"	4	5/8"	8"	8ST20	16"		2	U411		HW-D-001 6				
4-Series	4-4-2-IR	0' 6 1/2"	4	5/8"	4"	4ST20	16"		2	U411		HW-D-001 6				Impact Resistant (IR): 2 layers of 5/8" impact-resistant gypsum board each of which meets or exceeds Hard Body Impact Classification Level 2 as measured by the test method described in ASTM C 1629/C 1629M on occupied side of partition.
4-Series	4-6-2-IR	0' 8 1/2"	4	5/8"	6"	6ST20	16"		2	U411		HW-D-001 6				Impact Resistant (IR): 2 layers of 5/8" impact-resistant gypsum board each of which meets or exceeds Hard Body Impact Classification Level 2 as measured by the test method described in ASTM C 1629/C 1629M on occupied side of partition.
4-Series	4-8-2-IR	0' 10 1/2"	4	5/8"	8"	8ST20	16"		2	U411		HW-D-001 6				Impact Resistant (IR): 2 layers of 5/8" impact-resistant gypsum board each of which meets or exceeds Hard Body Impact Classification Level 2 as measured by the test method described in ASTM C 1629/C 1629M on occupied side of partition.
CH-Series																
CH-Series	CH-4-2	0' 5 1/4"	2	5/8"	4"	400CH20 'J' STUD	24"	14' 5"	2	U438		HW-D-001 6				
CH-Series	CH-6-1	0' 7 1/4"	2	5/8"	6"	600CH20 'J' STUD	24"	19' 11"	1	U438		HW-D-001 6				
CH-Series	CH-6-2	0' 7 1/4"	2	5/8"	6"	600CH20 'J' STUD	24"	19' 11"	2	U438		HW-D-001 6				
CH-Series	CH-4-2-IR	0' 5 1/4"	2	5/8"	4"	400CH20 'J' STUD	24"	14' 5"	2	U438		HW-D-001 6				Impact Resistant (IR): 2 layers of 5/8" impact-resistant gypsum board each of which meets or exceeds Hard Body Impact Classification Level 2 as measured by the test method described in ASTM C 1629/C 1629M on occupied side of partition.
CH-Series	CH-6-2-IR	0' 7 1/4"	2	5/8"	6"	600CH20 'J' STUD	24"	19' 11"	2	U438		HW-D-001 6				Impact Resistant (IR): 2 layers of 5/8" impact-resistant gypsum board each of which meets or exceeds Hard Body Impact Classification Level 2 as measured by the test method described in ASTM C 1629/C 1629M on occupied side of partition.
M-Series																
M-Series	M-4	4" Nom.	-	-	-	-	-	-	-	-	-	-				Solid Masonry w/ Fire Resistive Sealant
M-Series	M-8	8" Nom.	-	-	-	-	-	-	-	-	-	-	49			Solid Masonry w/ Fire Resistive Sealant
M-Series	M-8-1	8" Nom.	-	-	-	-	-	--	1	U905			49			Solid Masonry w/ Fire Resistive Sealant
M-Series	M-8-1-R	8" Nom.	-	-	-	-	-	-	1	-	-		49			Solid Masonry w/ Fire Resistive Sealant
M-Series	M-8-2	8" Nom.	-	-	-	-	-	-	2	U905			49			Solid Masonry w/ Fire Resistive Sealant
M-Series	M-8-R	8" Nom.	-	-	-	-	-	-	-	-	-		49			Solid Masonry w/ Fire Resistive Sealant
M-Series	M-8-2-R	8" Nom.	-	-	-	-	-	-	2	U905			49			Solid Masonry w/ Fire Resistive Sealant
T-Series																
T-Series	T-3	See dwgs	2	5/8"	4"	400CH20 'J' STUD	24"	14' 5"	2	2		HW-D-001 6				



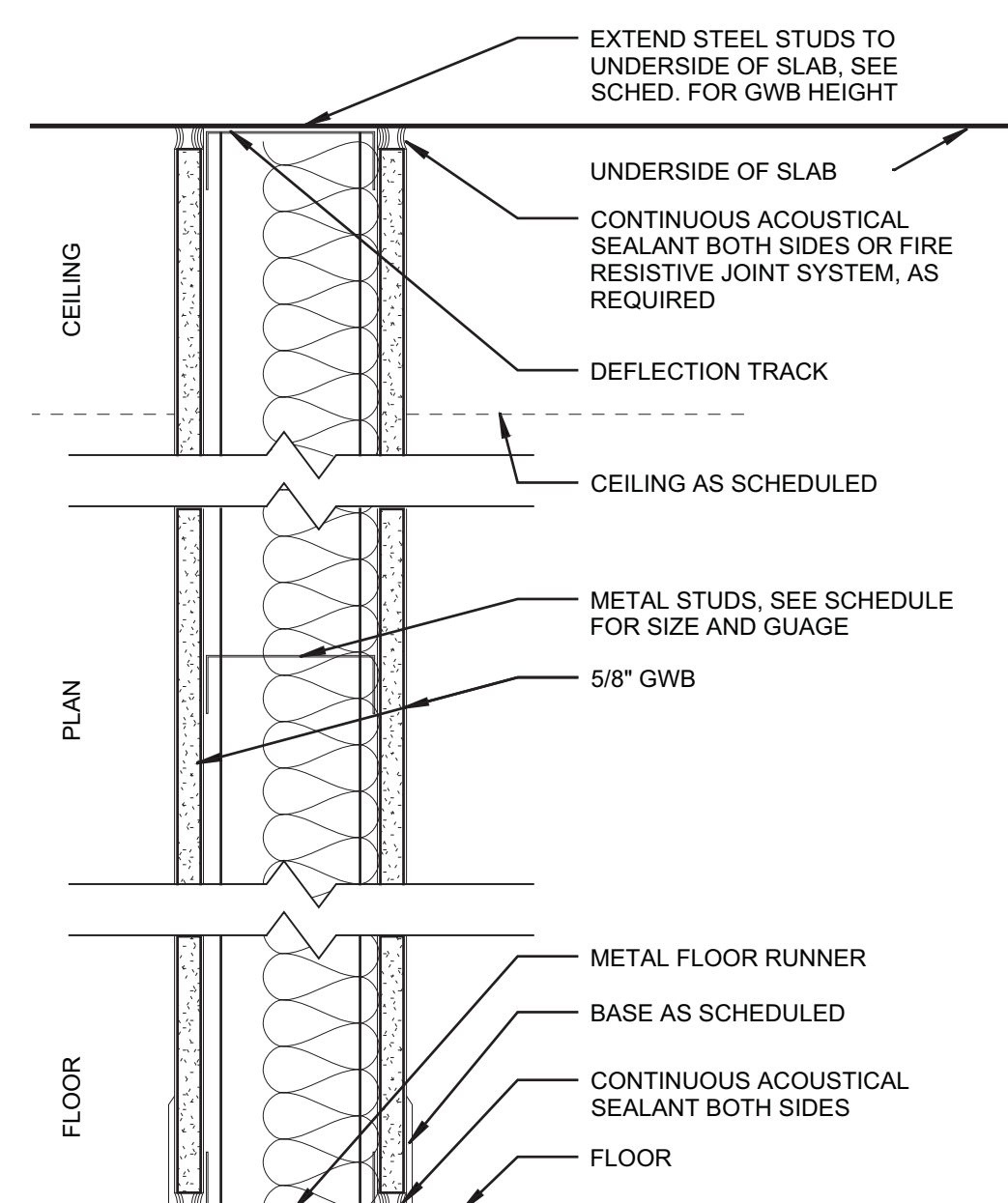
**T-SERIES PARTITION - 2 LAYER GWB**  
N.T.S. - REFER TO SCHEDULE FOR MORE INFORMATION



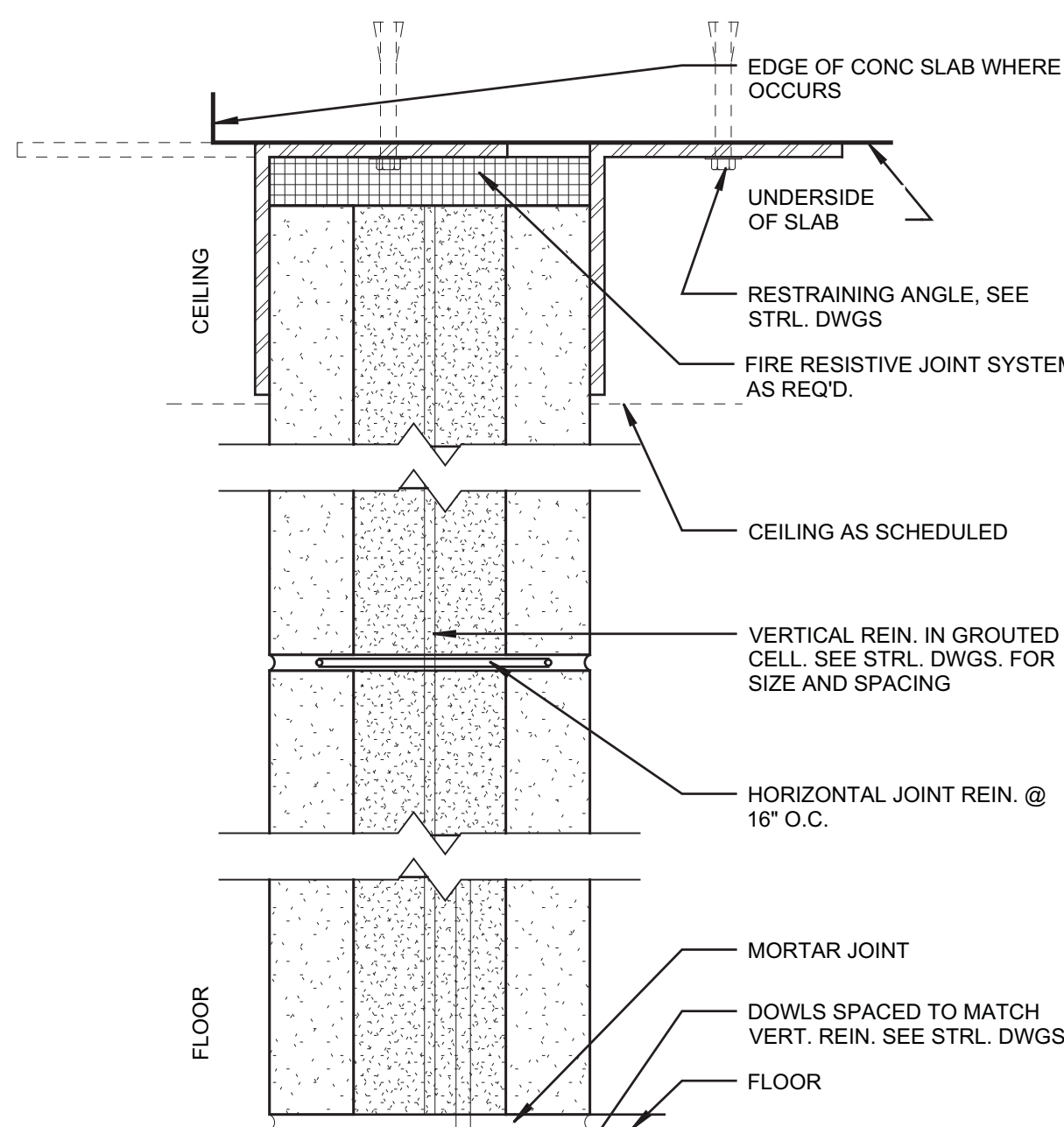
**3-SERIES PARTITION - 3 LAYER GWB**  
N.T.S. - REFER TO SCHEDULE FOR MORE INFORMATION



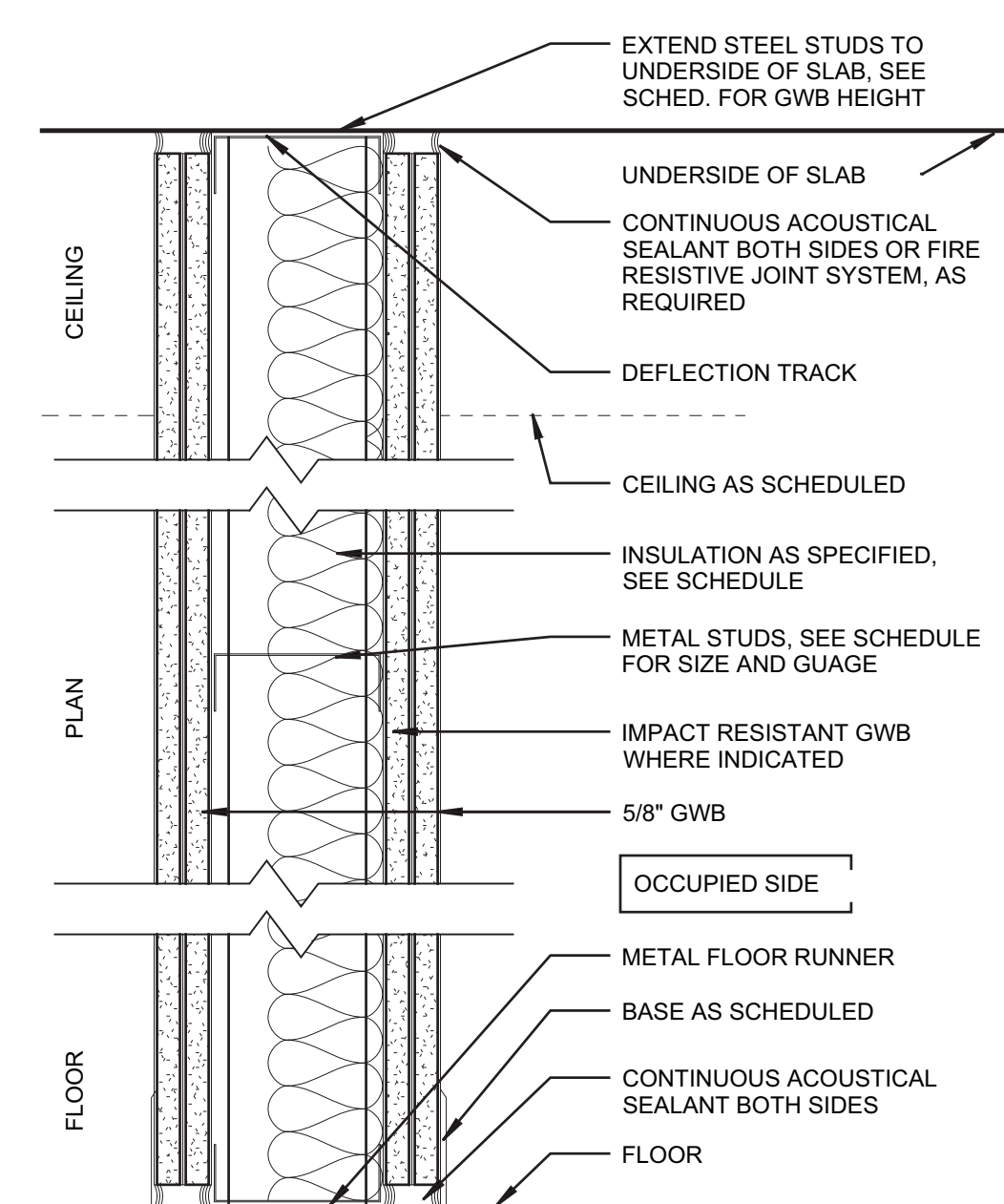
**CH-SERIES PARTITION**  
N.T.S. - REFER TO SCHEDULE FOR MORE INFORMATION



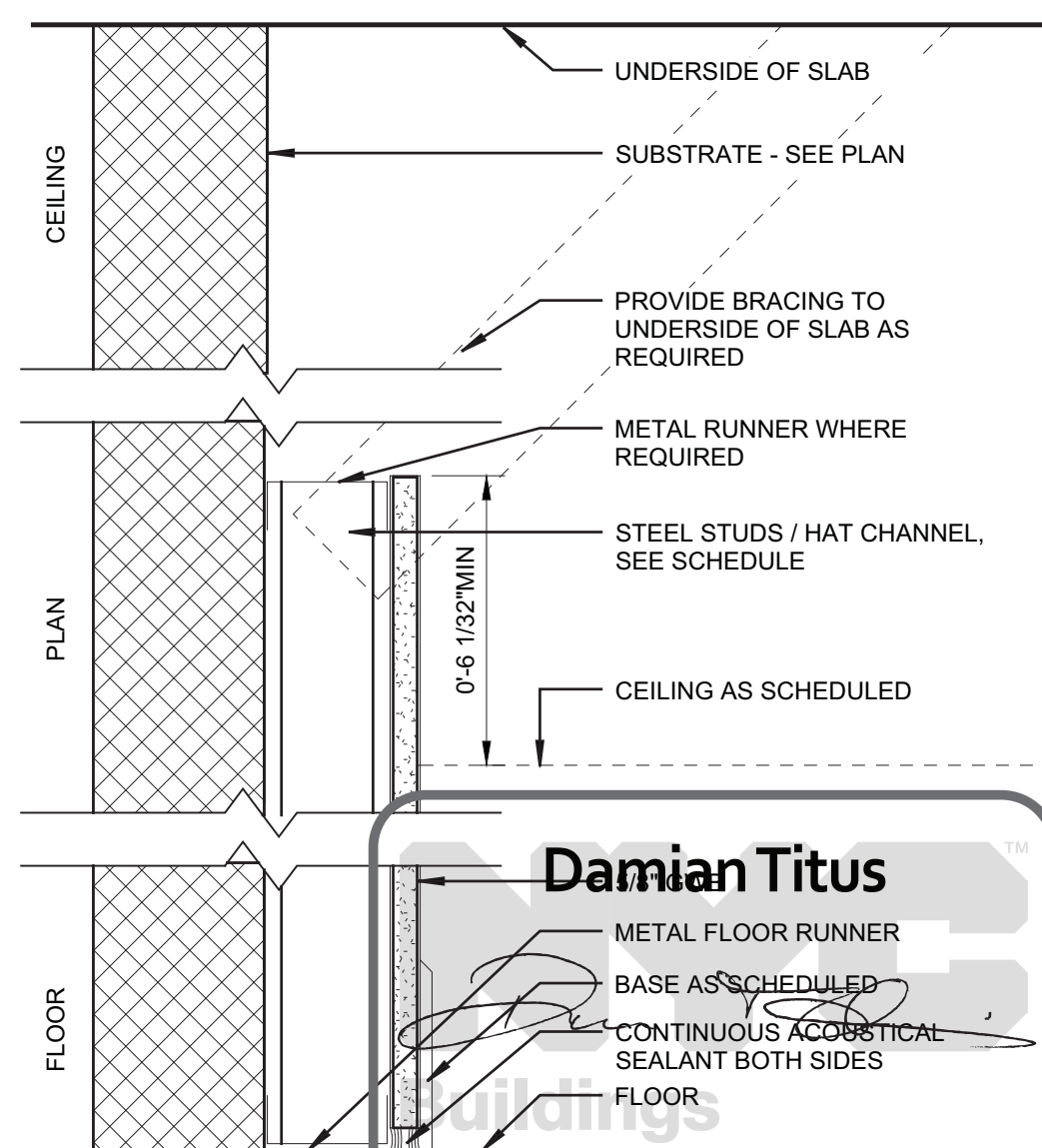
**2-SERIES PARTITION - 2 LAYER GWB**  
N.T.S. - REFER TO SCHEDULE FOR MORE INFORMATION



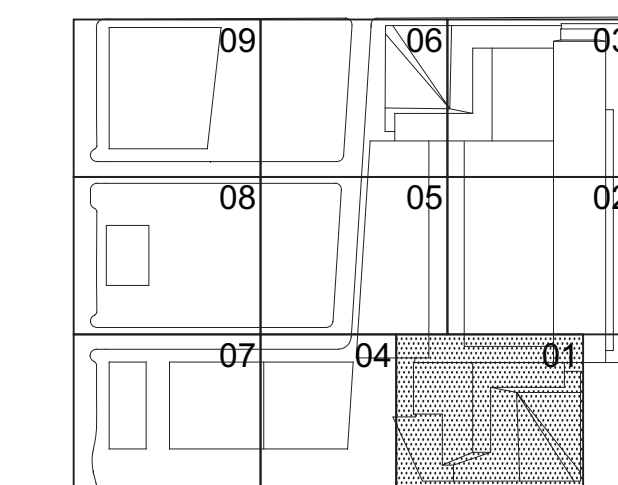
**M-SERIES CMU WALL**  
N.T.S. - REFER TO SCHEDULE FOR MORE INFORMATION



**4-SERIES PARTITION - 4 LAYER GWB**  
N.T.S. - REFER TO SCHEDULE FOR MORE INFORMATION



1-SERIES PARTITION - 1 LAYER GWB APPROVED  
N.T.S. - REFER TO SCHEDULE FOR MORE INFORMATION



Date	03/22/2013
Project No.	1776.10
Drawn By	
Sheet Number	

HYE-TC-A6-0101

## TYPICAL PARTITION TYPES

Drawing Number  
A6-0101

A-600.00

SHEET 219 OF 239



	SELF-CLOSING	
	<b>Damian Titus</b>	
	R-1.042 - REVOLVER	
	R-1.042 - SELF-CLOSING	
	R-1.042 - REVOLVER	
	R-1.042 - REVOLVER	
	R-1.042 - SELF-CLOSING	
	R-1.042 - REVOLVER	
	R-1.042 - SELF-CLOSING	
	R-1.042 - SELF-CLOSING	

SHEET 220 OF 223



Mark	ROOMS				OPENING		FRAME				DOOR				HARDWARE GROUP	LOOK UP WITH ADOL SECURITY EQUIP	COMMENTS
	ROOM NUMBER	FROM ROOM NAME	ROOM NUMBER	TO ROOM NAME	Width	Height	Material	Type	Jamb	Head	Material	Type	Thickness	Sill	FR MIN		
1201-601A	1201-301	TENANT	1201-601	ELECTRICAL CLOSET	36	108											
1201-602A	1201-305	VESTIBULE	1201-602	TELECOM CLOSET	36	108											
1201-603A	1201-309	VESTIBULE	1201-603	TECH	36	96								120		SELF-CLOSING	
1201-604A	1201-301	TENANT	1201-604	ELECTRICAL CLOSET	36	108											
1201-605A	1201-301	TENANT	1201-605	TELECOM CLOSET	36	108											
1201-701A	1201-305	VESTIBULE	1201-701	STAIR A	48	108								120		SELF-CLOSING	
1201-702A	1201-301	TENANT	1201-702	STAIR B	48	108								120		SELF-CLOSING	
1301-201A	1301-304	VESTIBULE	1301-201	SERVICE ELEVATOR LOBBY	48	108											
1301-201B	1301-305	VESTIBULE	1301-201	SERVICE ELEVATOR LOBBY	84	108											
1301-302A	1301-302	BALCONY	1301-301	TENANT	40	108					G7					SELF-CLOSING	
1301-302B	1301-302	BALCONY	1301-301	TENANT	36	108					G7					SELF-CLOSING	
1301-302C	1301-302	BALCONY	1301-301	TENANT	76	108					G7					SELF-CLOSING	
1301-302D	1301-302	BALCONY	1301-301	TENANT	72	108										SELF-CLOSING	
1301-302E	1301-302	BALCONY	1301-301	TENANT	72	108										SELF-CLOSING	
1301-302F	1301-302	BALCONY	1301-301	TENANT	72	108										SELF-CLOSING	
1301-302G	1301-302	BALCONY	1301-301	TENANT	72	108										SELF-CLOSING	
1301-302H	1301-302	BALCONY	1301-301	TENANT	72	108										SELF-CLOSING	
1301-302I	1301-302	BALCONY	1301-301	TENANT	72	108										SELF-CLOSING	
1301-302J	1301-302	BALCONY	1301-301	TENANT	72	108										SELF-CLOSING	
1301-302K	1301-302	BALCONY	1301-301	TENANT	72	108										SELF-CLOSING	
1301-302L	1301-302	BALCONY	1301-301	TENANT	72	108										SELF-CLOSING	
1301-302M	1301-302	BALCONY	1301-301	TENANT	72	108										SELF-CLOSING	
1301-302N	1301-302	BALCONY	1301-301	TENANT	72	108										SELF-CLOSING	
1301-302O	1301-302	BALCONY	1301-301	TENANT	72	108										SELF-CLOSING	
1301-302P	1301-302	BALCONY	1301-301	TENANT	72	108										SELF-CLOSING	
1301-302Q	1301-302	BALCONY	1301-301	TENANT	72	108										SELF-CLOSING	
1301-302R	1301-302	BALCONY	1301-301	TENANT	72	108										SELF-CLOSING	
1301-302S	1301-302	BALCONY	1301-301	TENANT	72	108										SELF-CLOSING	
1301-302T	1301-302	BALCONY	1301-301	TENANT	72	108										SELF-CLOSING	
1301-302U	1301-302	BALCONY	1301-301	TENANT	72	108										SELF-CLOSING	
1301-302V	1301-302	BALCONY	1301-301	TENANT	72	108										SELF-CLOSING	
1301-302W	1301-302	BALCONY	1301-301	TENANT	72	108										SELF-CLOSING	
1301-302X	1301-302	BALCONY	1301-301	TENANT	72	108										SELF-CLOSING	
1301-302Y	1301-302	BALCONY	1301-301	TENANT	72	108										SELF-CLOSING	
1301-302Z	1301-302	BALCONY	1301-301	TENANT	72	108										SELF-CLOSING	
1301-302AA	1301-302	BALCONY	1301-301	TENANT	72	108										SELF-CLOSING	
1301-302AB	1301-302	BALCONY	1301-301	TENANT	72	108										SELF-CLOSING	
1301-302AC	1301-302	BALCONY	1301-301	TENANT	72	108										SELF-CLOSING	
1301-302AD	1301-302	BALCONY	1301-301	TENANT	72	108										SELF-CLOSING	
1301-302AE	1301-302	BALCONY	1301-301	TENANT	72	108										SELF-CLOSING	
1301-302AF	1301-302	BALCONY	1301-301	TENANT	72	108										SELF-CLOSING	
1301-302AG	1301-302	BALCONY	1301-301	TENANT	72	108										SELF-CLOSING	
1301-302AH	1301-302	BALCONY	1301-301	TENANT	72	108										SELF-CLOSING	
1301-302AI	1301-302	BALCONY	1301-301	TENANT	72	108										SELF-CLOSING	
1301-302AJ	1301-302	BALCONY	1301-301	TENANT	72	108										SELF-CLOSING	
1301-302AK	1301-302	BALCONY	1301-301	TENANT	72	108										SELF-CLOSING	
1301-302AL	1301-302	BALCONY	1301-301	TENANT	72	108										SELF-CLOSING	
1301-302AM	1301-302	BALCONY	1301-301	TENANT	72	108										SELF-CLOSING	
1301-302AN	1301-302	BALCONY	1301-301	TENANT	72	108										SELF-CLOSING	
1301-302AO	1301-302	BALCONY	1301-301	TENANT	72	108										SELF-CLOSING	
1301-302AP	1301-302	BALCONY	1301-301	TENANT	72	108										SELF-CLOSING	
1301-302AQ	1301-302	BALCONY	1301-301	TENANT	72	108										SELF-CLOSING	
1301-302AR	1301-302	BALCONY	1301-301	TENANT	72	108										SELF-CLOSING	
1301-302AS	1301-302	BALCONY	1301-301	TENANT	72	108										SELF-CLOSING	
1301-302AT	1301-302	BALCONY	1301-301	TENANT	72	108										SELF-CLOSING	
1301-302AU	1301-302	BALCONY	1301-301	TENANT	72	108										SELF-CLOSING	
1301-302AV	1301-302	BALCONY	1301-301	TENANT	72	108										SELF-CLOSING	
1301-302AW	1301-302	BALCONY	1301-301	TENANT	72	108										SELF-CLOSING	
1301-302AX	1301-302	BALCONY	1301-301	TENANT	72	108										SELF-CLOSING	
1301-302AY	1301-302	BALCONY	1301-301	TENANT	72	108										SELF-CLOSING	
1301-302AZ	1301-302	BALCONY	1301-301	TENANT	72	108										SELF-CLOSING	
1301-302BA	1301-302	BALCONY	1301-301	TENANT	72	108										SELF-CLOSING	
1301-302BB	1301-302	BALCONY	1301-301	TENANT	72	108										SELF-CLOSING	
1301-302BC	1301-302	BALCONY	1301-301	TENANT	72	108										SELF-CLOSING	
1301-302BD	1301-302	BALCONY	1301-301	TENANT	72	108										SELF-CLOSING	
1301-302BE	1301-302	BALCONY	1301-301	TENANT	72	108										SELF-CLOSING	
1301-302BF	1301-302	BALCONY	1301-301	TENANT	72	108										SELF-CLOSING	
1301-302BG	1301-302	BALCONY	1301-301	TENANT	72	108										SELF-CLOSING	
1301-302BH	1301-302	BALCONY	1301-301	TENANT	72	108										SELF-CLOSING	
1301-302BI	1301-302	BALCONY	1301-301	TENANT	72	108										SELF-CLOSING	
1301-302BJ	1301-302	BALCONY	1301-301	TENANT	72	108										SELF-CLOSING	
1301-302BK	1301-302	BALCONY	1301-301	TENANT	72	108										SELF-CLOSING	
1301-302BL	1301-302	BALCONY	1301-301	TENANT	72	108										SELF-CLOSING	
1301-302BM	1301-302	BALCONY	1301-301	TENANT	72	108										SELF-CLOSING	
1301-302BN	1301-302	BALCONY	1301-301	TENANT	72	108										SELF-CLOSING	
1301-302BO	1301-302	BALCONY	1301-301	TENANT	72	108										SELF-CLOSING	
1301-302BP	1301-302	BALCONY	1301-301	TENANT	72	108										SELF-CLOSING	
1301-302BQ	1301-302	BALCONY	1301-301	TENANT	72	108										SELF-CLOSING	
1301-302BR	1301-302	BALCONY	1301-301	TENANT	72	108										SELF-CLOSING	
1301-302BS	1301-302	BALCONY	1301-301	TENANT	72	108										SELF-CLOSING	
1301-302BT	1301-302	BALCONY	1301-301	TENANT	72	108										SELF-CLOSING	
1301-302BU	1301-302	BALCONY	1301-301	TENANT	72	108										SELF-CLOSING	
1301-302BV	1301-302	BALCONY	1301-301	TENANT	72	108										SELF-CLOSING	
1301-302BW	1301-302	BALCONY	1301-301	TENANT	72	108										SELF-CLOSING	
1301-302BX	1301-302	BALCONY	1301-301	TENANT	72	108										SELF-CLOSING	
1301-302BY	1301-302	BALCONY	1301-301	TENANT	72	108										SELF-CLOSING	
1301-302BZ	1301-302	BALCONY	1301-301	TENANT	72	108										SELF-CLOSING	
1301-302CA	1301-302	BALCONY	1301-301	TENANT	72	108										SELF-CLOSING	
1301-302CB	1301-302	BALCONY	1301-301	TENANT	72	108										SELF-CLOSING	
1301-302CC	1301-302	BALCONY	1301-301	TENANT	72	108										SELF-CLOSING	
1301-302CD	1301-302	BALCONY	1301-301	TENANT	72	108										SELF-CLOSING	
1301-302CE	1301-302	BALCONY	1301-301	TENANT	72	108										SELF-CLOSING	
1301-302CF	1301-302	BALCONY	1301-301	TENANT	72	108										SELF-CLOSING	
1301-302CG	1301-302	BALCONY	1301-301	TENANT	72	108										SELF-CLOSING	
1301-302CH	1301-302	BALCONY	1301-301	TENANT	72	108										SELF-CLOSING	
1301-302CI	1301-302	BALCONY	1301-301	TENANT	72	108										SELF-CLOSING	
1301-302CJ	1301-302	BALCONY	1301-301	TENANT	72	108											



Oxford Properties Group  
320 Park Avenue, 17th Floor  
New York, NY 10022  
Tel: 212.986.7514 Fax: 212.986.7510

*Construction Manager*  
Tishman Construction Corporation  
100 Park Avenue, 5th Floor  
New York, NY 10017

Tel: 212.708.3600  
*Architect*  
Kohn Pedersen Fox Associates PC  
Architects & Planning Consultants  
11 West 42nd Street  
New York, NY 10036  
Tel: 212.977.6500 Fax: 212.956.2526

*Structural Engineer*  
Thomton Tomasetti, Inc.  
51 Madison Avenue  
New York, NY 10010  
Tel: 917.661.7800 Fax: 917.661.7801

*Mechanical, Electrical, Plumbing, Fire*  
Jaros Baum & Bolles Consulting Engineer  
80 Pine Street  
New York, NY 10013  
Tel: 212.530.9300 Fax: 212.269.5894

[illegible]

1776.10

Sheet Number

**TABLE 1**

HYE-T

Drawing Title

100

DOOR

100

Drawing Number  
A-6-100-

A6-100.

A-60

1 2 3 4

© 2013



Oxford Properties Group  
320 Park Avenue, 17th Floor  
New York, NY 10022  
Tel: 212.986.7514 Fax: 212.986.7510

**Architect**  
Kohn Pedersen Fox Associates PC  
Architects & Planning Consultants  
11 West 42nd Street  
New York, NY 10036  
Tel: 212.977.6500 Fax: 212.956.2526

*Mechanical, Electrical, Plumbing, Fire Protection*  
Jaros Baum & Bolles Consulting Engineers  
80 Pine Street  
New York, NY 10013  
Tel: 212.530.9300 Fax: 212.269.5894

---

APPROVED  
Under Directive 2 of 1975  
Date/Time: Aug 15, 2013 – 10:19 AM  
NYC Development Hub

HY E-1C-A6-1004

DOOR SCHEDULE

Drawing Number  
A6-1004

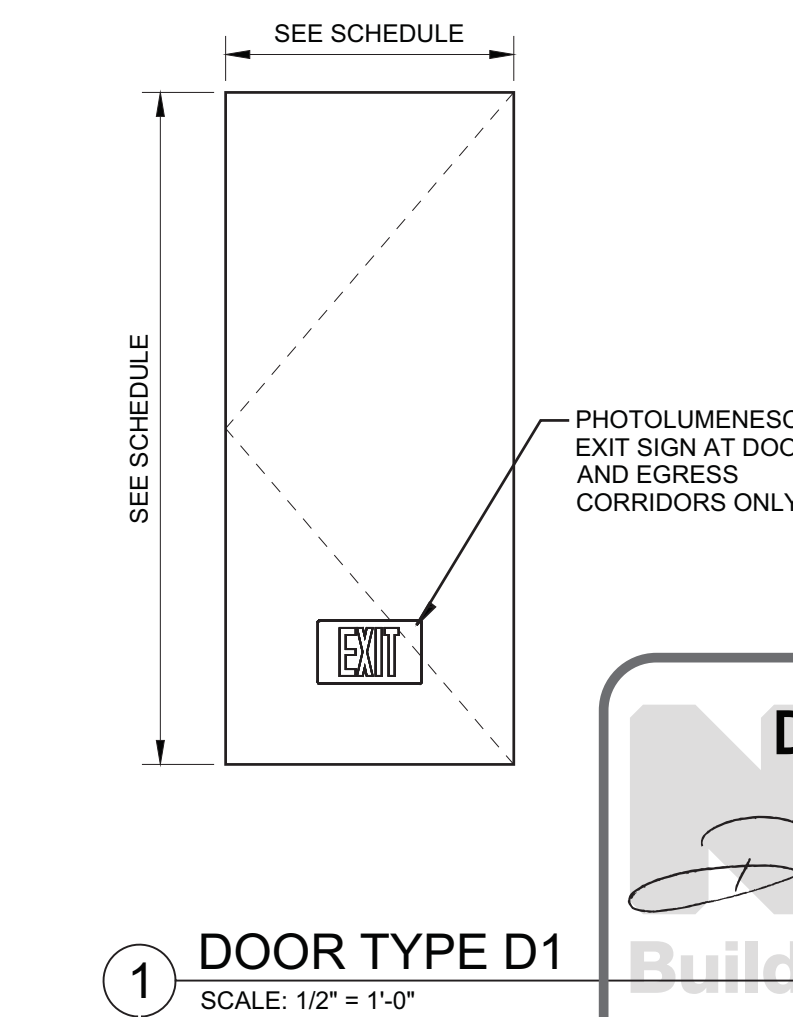
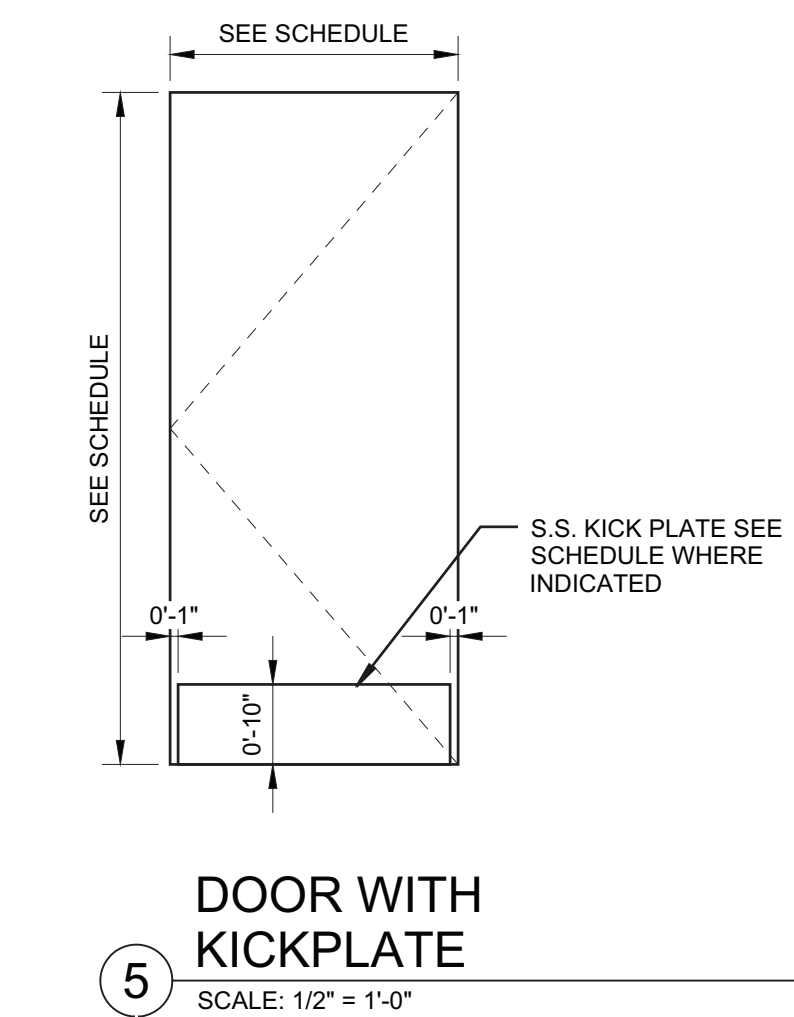
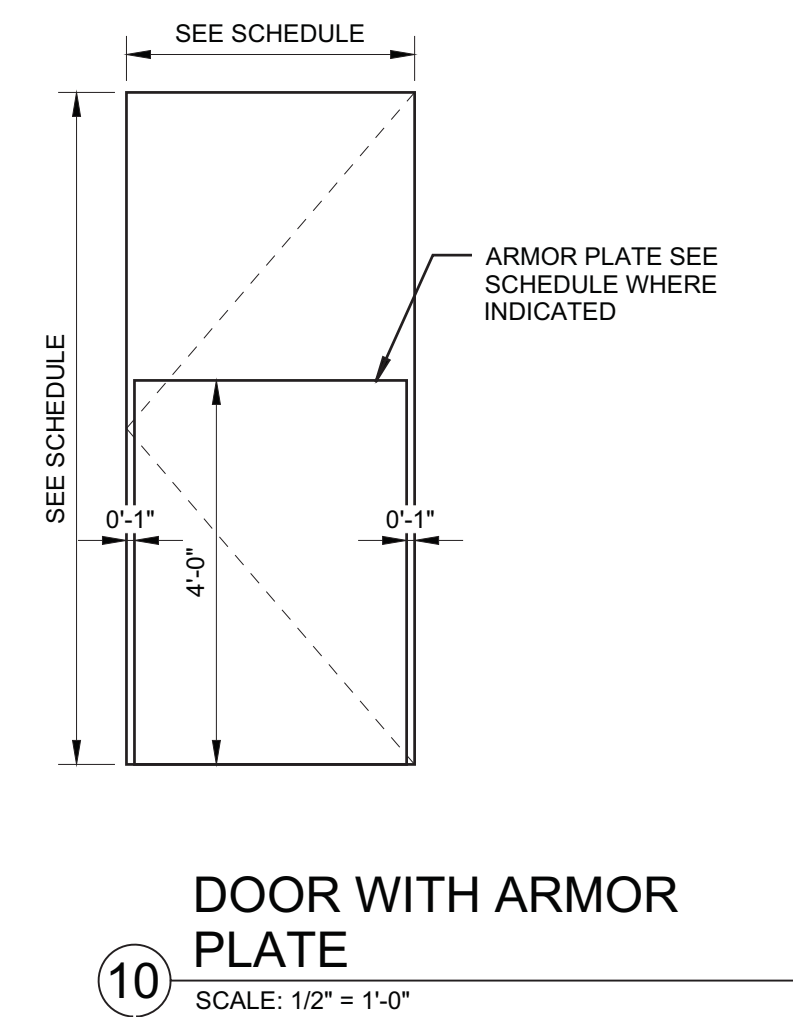
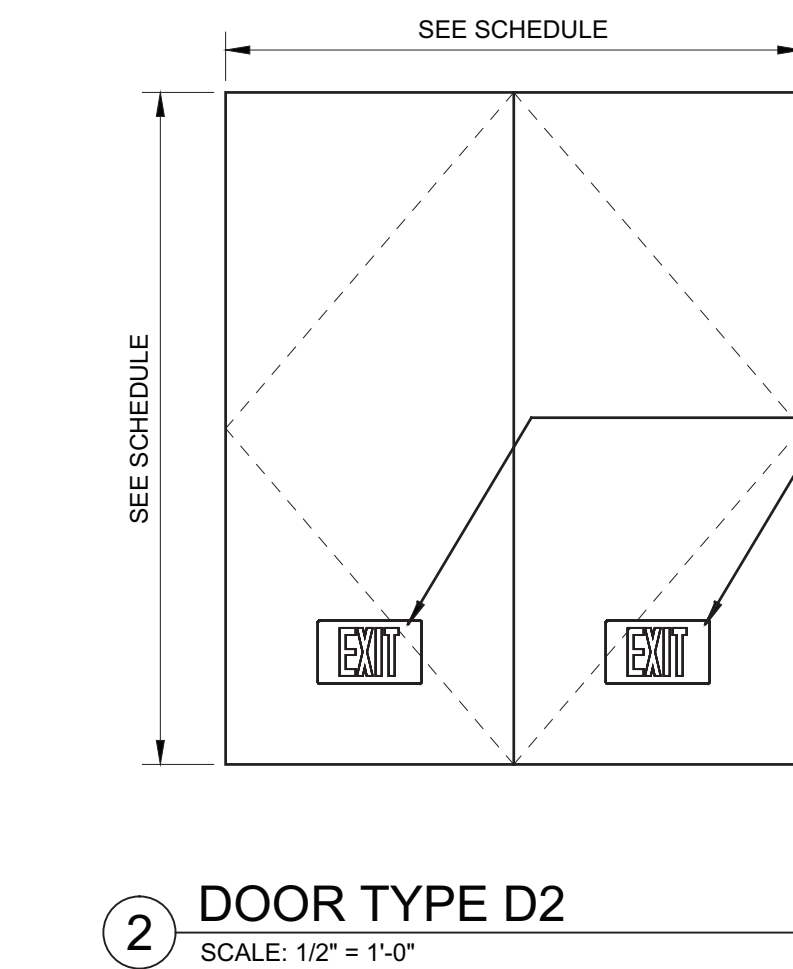
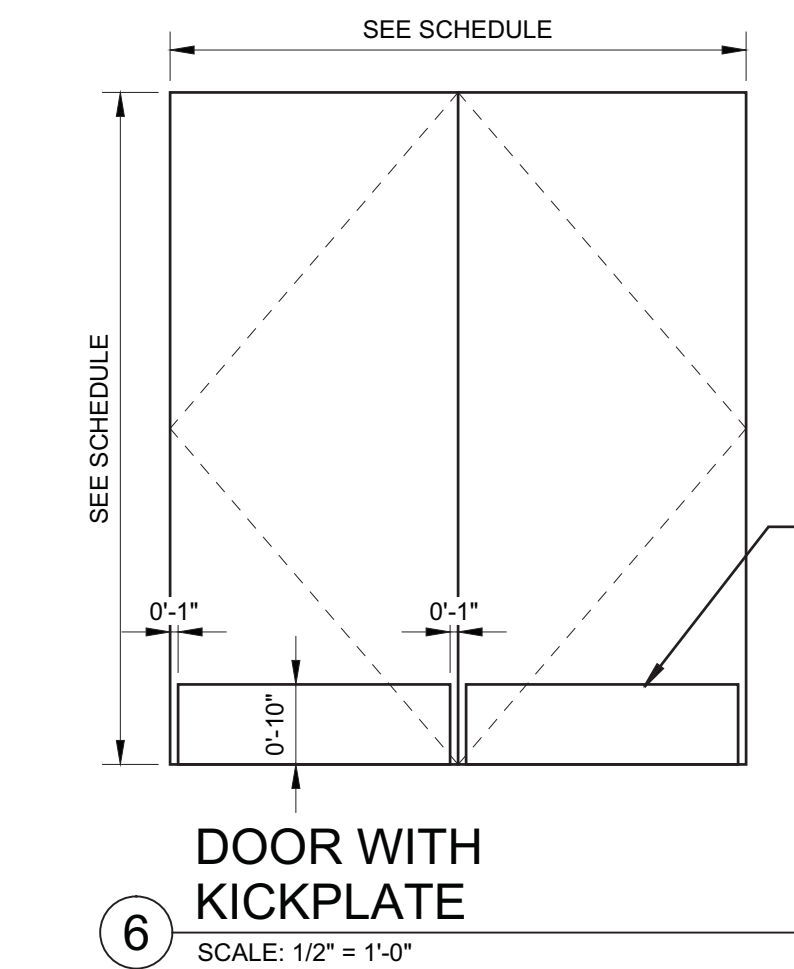
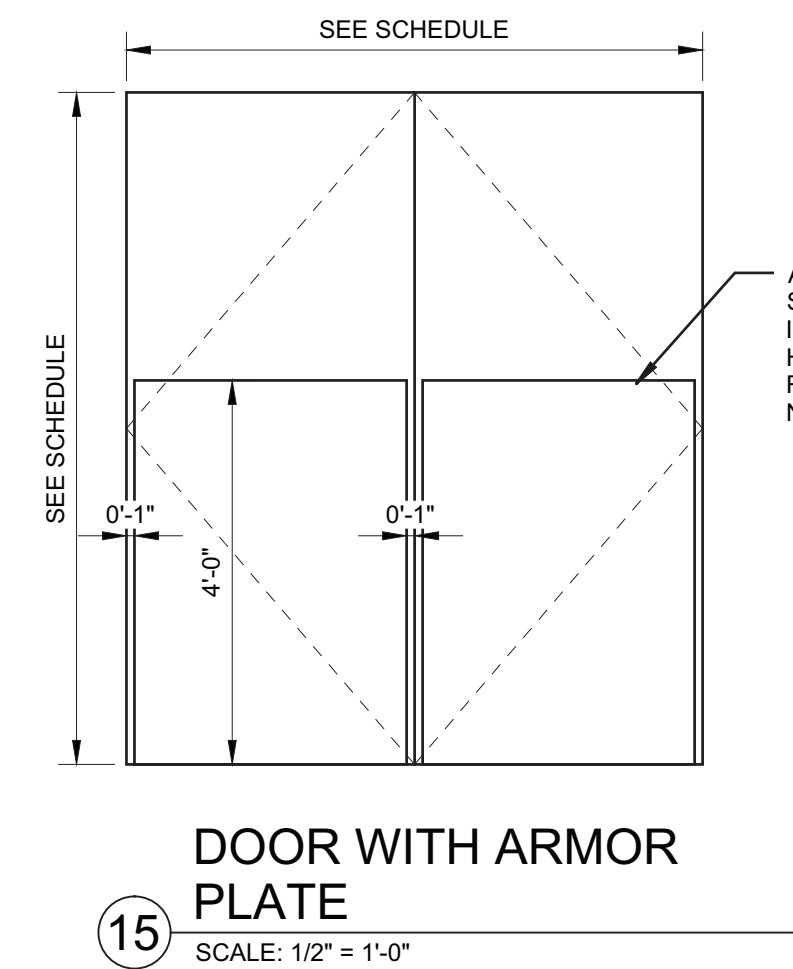
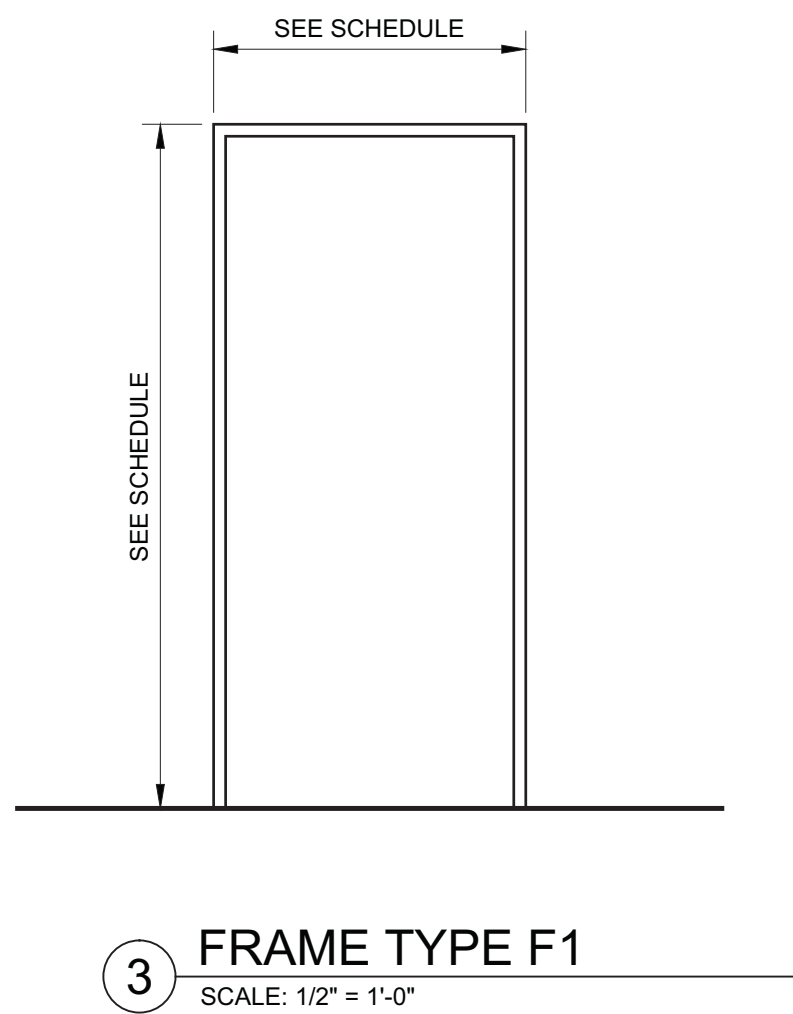
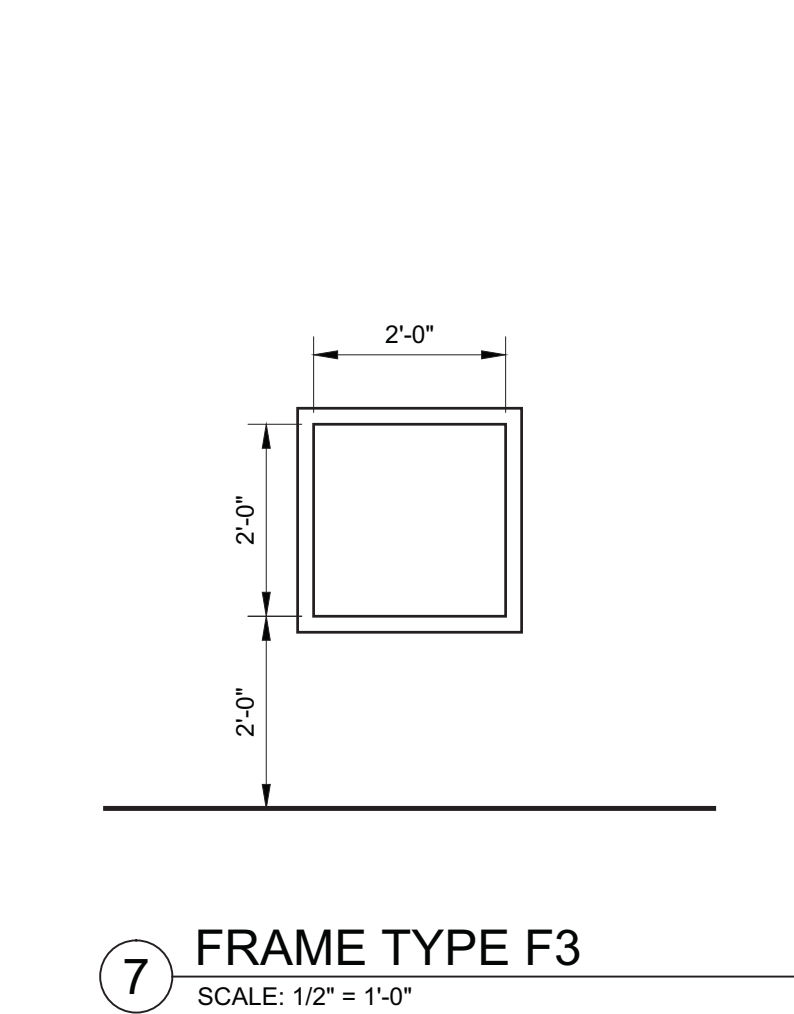
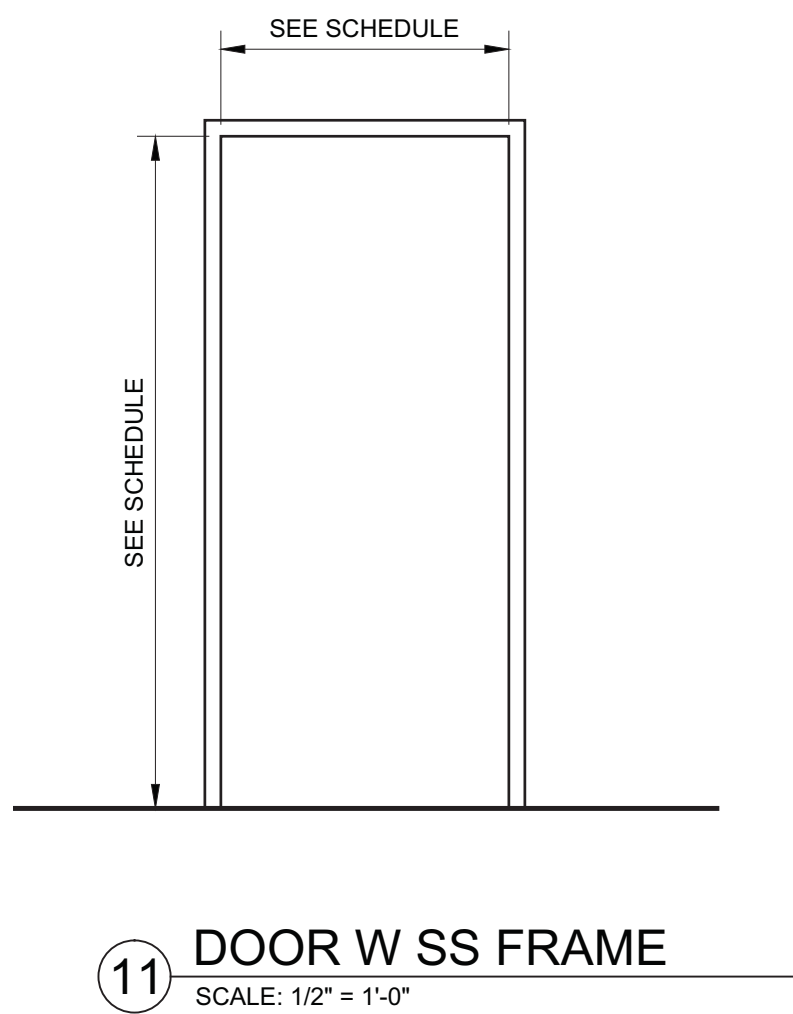
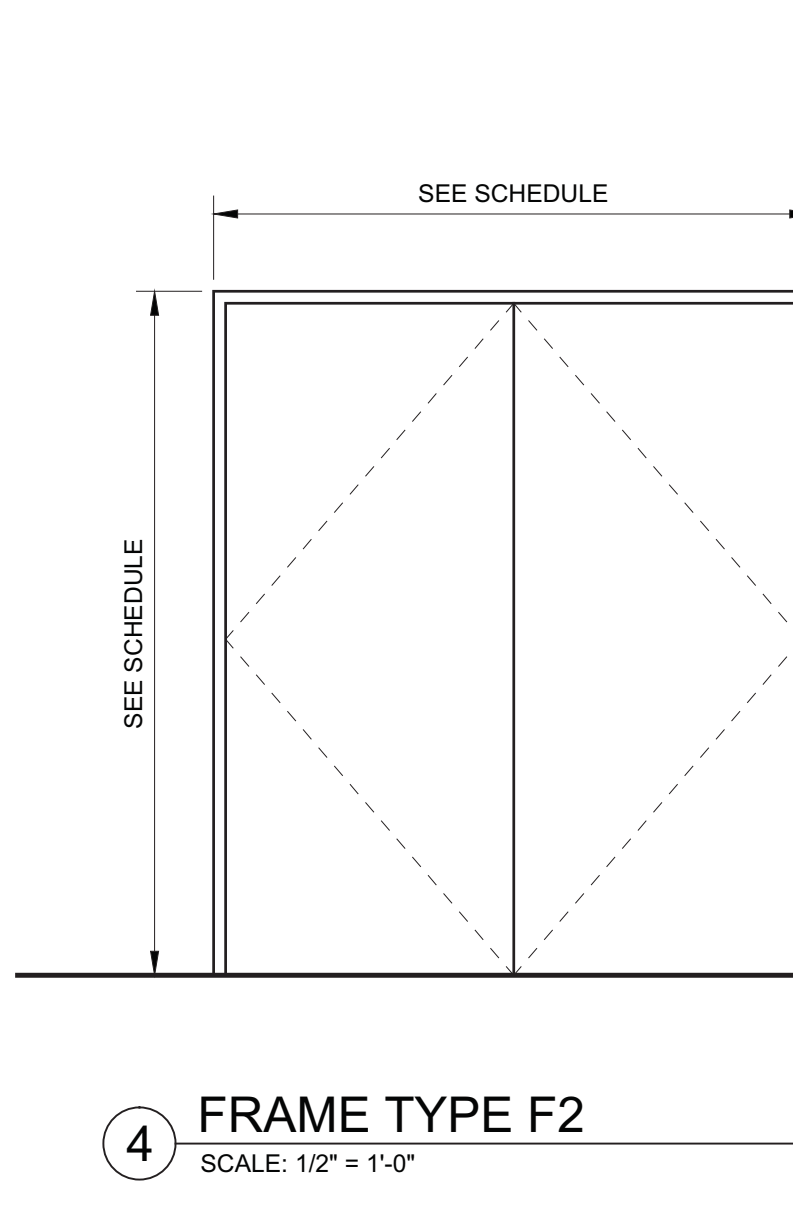
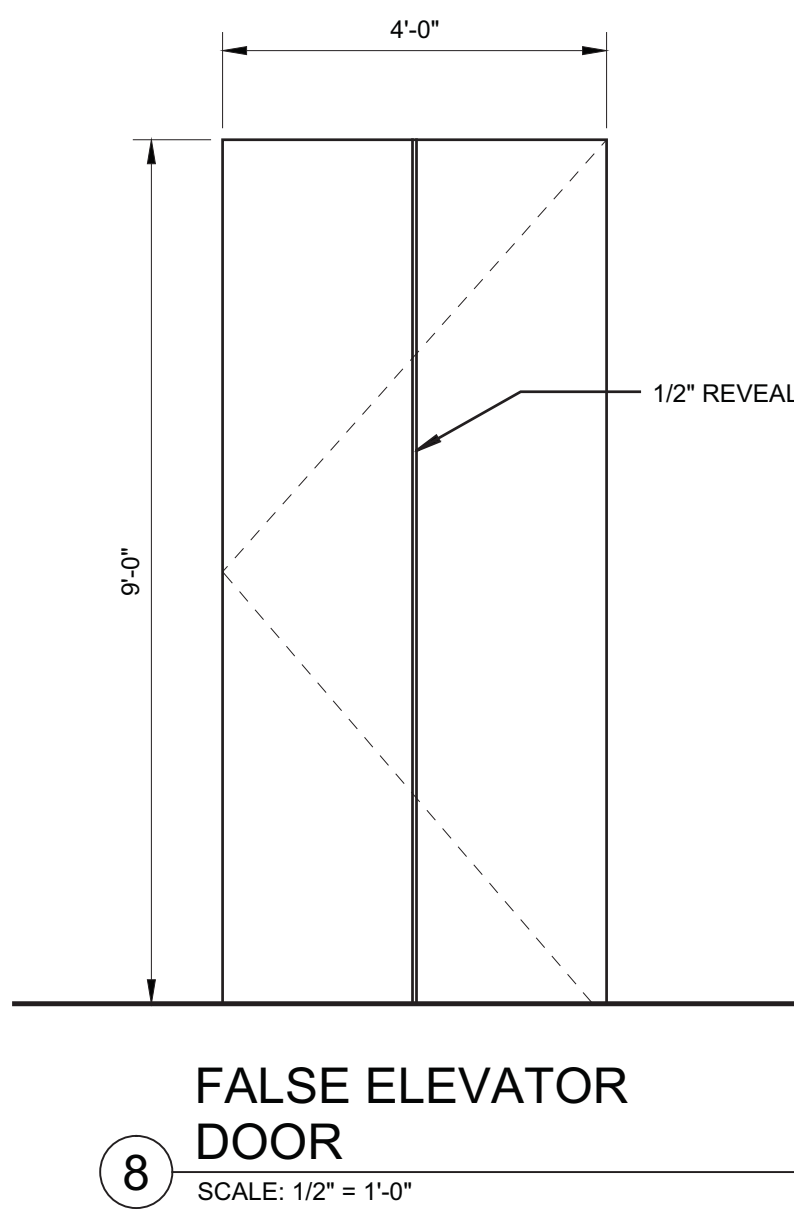
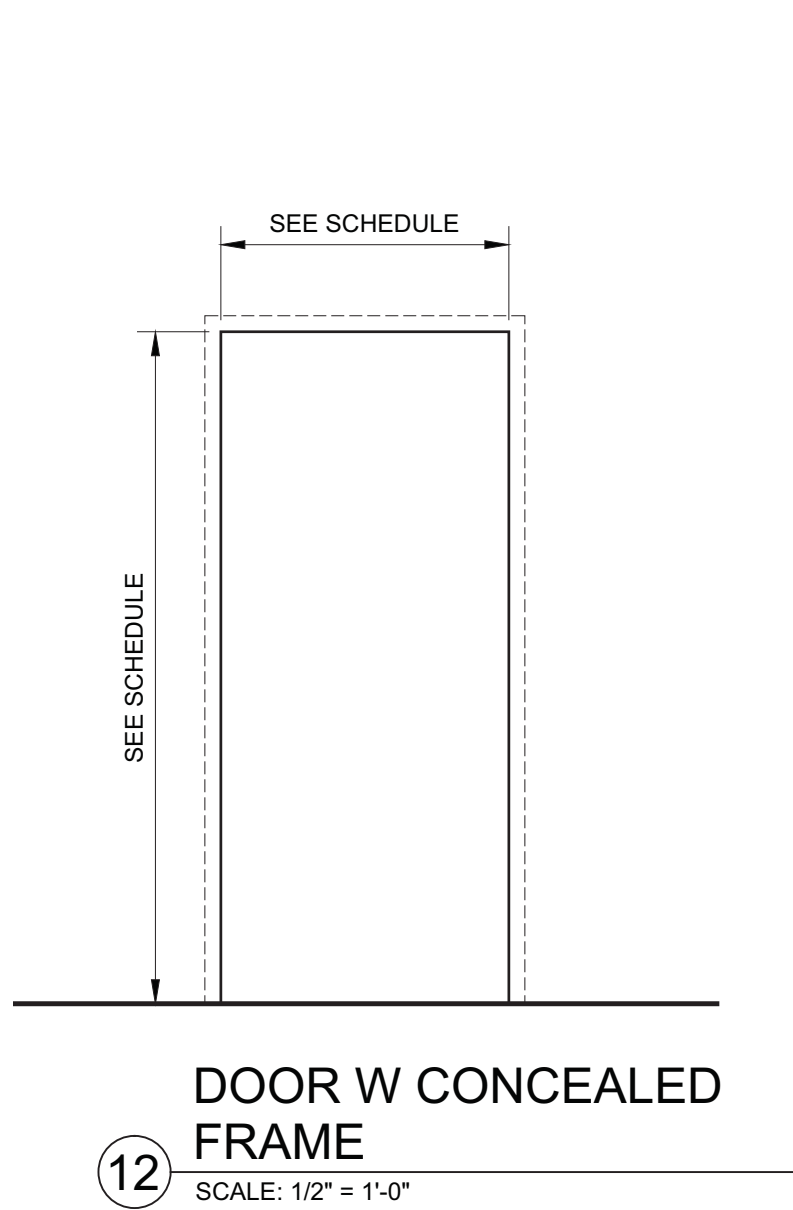
B-SCAN Drawing Number

A-604.00

SHEET 223 OF 235



F:\Frame: P:\Project\1776\_VestSide\KardDrawings\CAD\Sheet\HETC-A6-2131.dwg Plotted by: Matt Gregory Plot Time: 3/21/2013 4:51 PM



## HUDSON YARDS - TOWER C

Address  
501 WEST 30TH STREET  
NEW YORK, NY



Client  
Related Companies  
60 Columbus Circle  
New York, NY 10023  
Tel: 212.801.1000 Fax: 212.801.1048

Oxford Properties Group  
320 Park Avenue, 17th Floor  
New York, NY 10022  
Tel: 212.866.7514 Fax: 212.986.7510

Construction Manager  
Tishman Construction Corporation  
100 Park Avenue, 5th Floor  
New York, NY 10017  
Tel: 212.708.5600


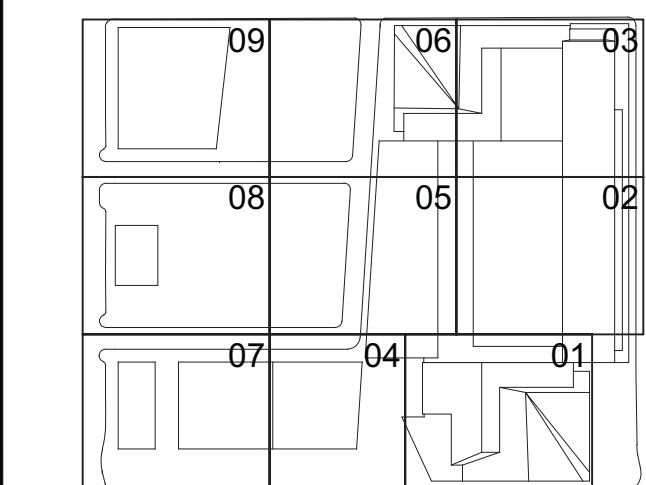
Architect  
Kohn Pedersen Fox Associates PC  
Architects & Planning Consultants  
11 West 42nd Street  
New York, NY 10036  
Tel: 212.977.6500 Fax: 212.956.2526

Structural Engineer  
Thornton Tomasetti, Inc.  
81 Madison Avenue  
New York, NY 10010  
Tel: 917.661.7800 Fax: 917.661.7801

Mechanical, Electrical, Plumbing, Fire Protection  
Jaros Baum & Bolles Consulting Engineers  
80 Pine Street  
New York, NY 10013  
Tel: 212.530.9300 Fax: 212.269.5894

1 D.O.B. BUILDING PERMIT FILING 03/22/2013  
No Date

Key Plan



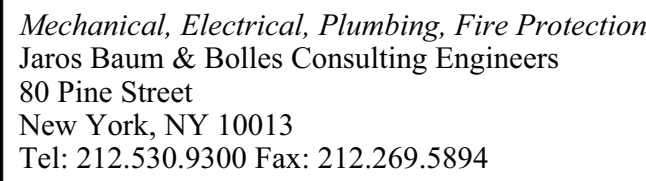
HYE-TC-A6-2131

DOOR ELEVATIONS

Project Number  
A6-2131  
Project Name  
A-605.00

SHEET 224 OF 239





12 STAIR TERMINATION - TOP (TUBE RAIL)  
SCALE: 1 1/2" = 1'-0"

11 (TUBE RAIL)  
SCALE: 1 1/2" = 1'-0"

10 INTERMEDIATE LANDING -  
DOWNSIDE (TUBE RAIL)  
SCALE: 1 1/2" = 1'-0"

STAIR TERMINATION - BOTTOM  
(TUBE RAIL)

8 STAIR TERMINATION - TOP  
(PICKET RAIL)  
SCALE: 1 1/2" = 1'-0"

7 INTERMEDIATE LANDING - UPSIDE  
(PICKET RAIL)  
SCALE: 1 1/2" = 1'-0"

INTERMEDIATE LANDING -  
DOWNSIDE (PICKET RAIL)

5 STAIR TRANSITION AT CONCRETE  
SLAB - UPSIDE (PICKET RAIL)

4 STAIR TRANSITION AT CONCRETE  
SLAB - DOWNSIDE (PICKET RAIL)  
SCALE: 1 1/2" = 1'-0"

3 INTERMEDIATE LANDING - UPSIDE  
(PICKET RAIL)  
SCALE: 1 1/2" = 1'-0"

INTERMEDIATE LANDING -  
DOWNSIDE (PICKET RAIL)

2 SCALE: 1 1/2" = 1'-0"


STAIR TERMINATION - BOTTOM  
(PICKET RAIL)

1 SCALE: 1 1/2" = 1'-0"



NYC Development Hub





*Client*  
Related Companies  
60 Columbus Circle  
New York, NY 10023  
Tel: 212.801.1000 Fax: 212.801.1048

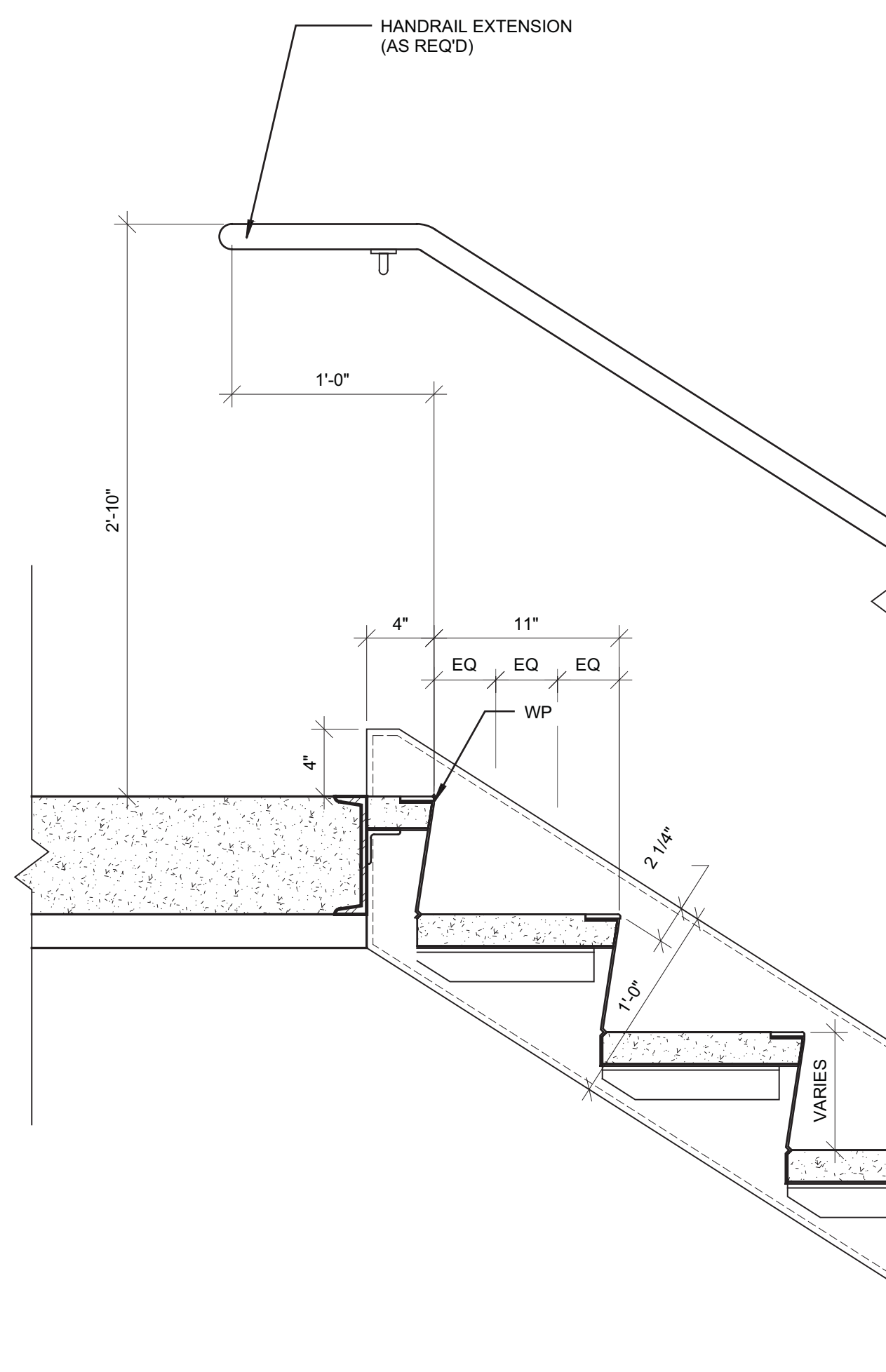
Oxford Properties Group  
320 Park Avenue, 17th Floor  
New York, NY 10022  
Tel: 212.986.7514 Fax: 212.986.7510

*Construction Manager*  
Tishman Construction Corporation  
100 Park Avenue, 5th Floor  
New York, NY 10017  
Tel: 212.708.3600

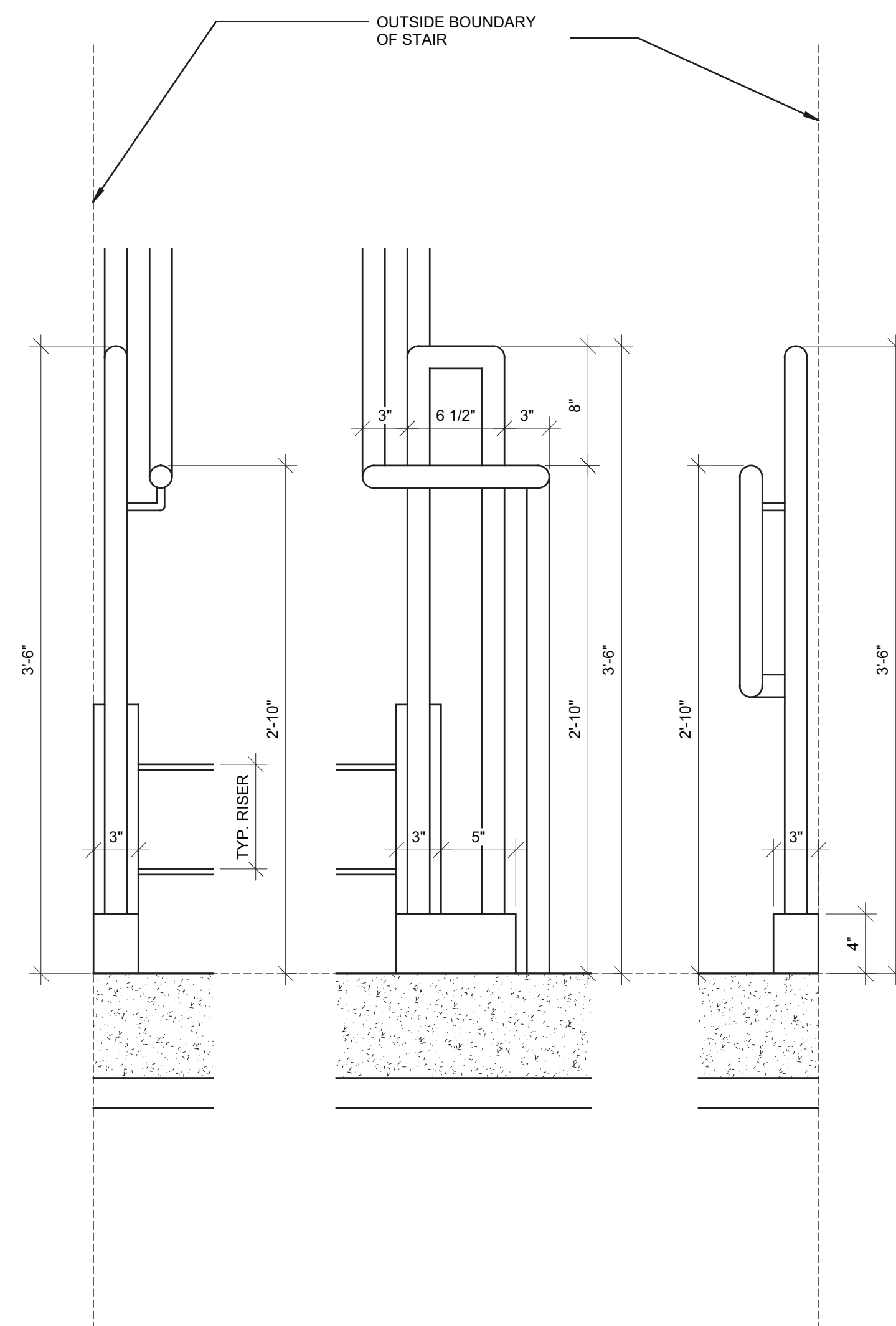
**Architect**  
Kohn Pedersen Fox Associates PC  
Architects & Planning Consultants  
11 West 42nd Street  
New York, NY 10036  
Tel: 212.977.6500 Fax: 212.956.2526

*Structural Engineer*  
Thornton Tomasetti, Inc.  
51 Madison Avenue  
New York, NY 10010  
Tel: 917.661.7800 Fax: 917.661.7801

*Mechanical, Electrical, Plumbing, Fire Protection*  
Jaros Baum & Bolles Consulting Engineers  
80 Pine Street  
New York, NY 10013  
Tel: 212.530.9300 Fax: 212.269.5894

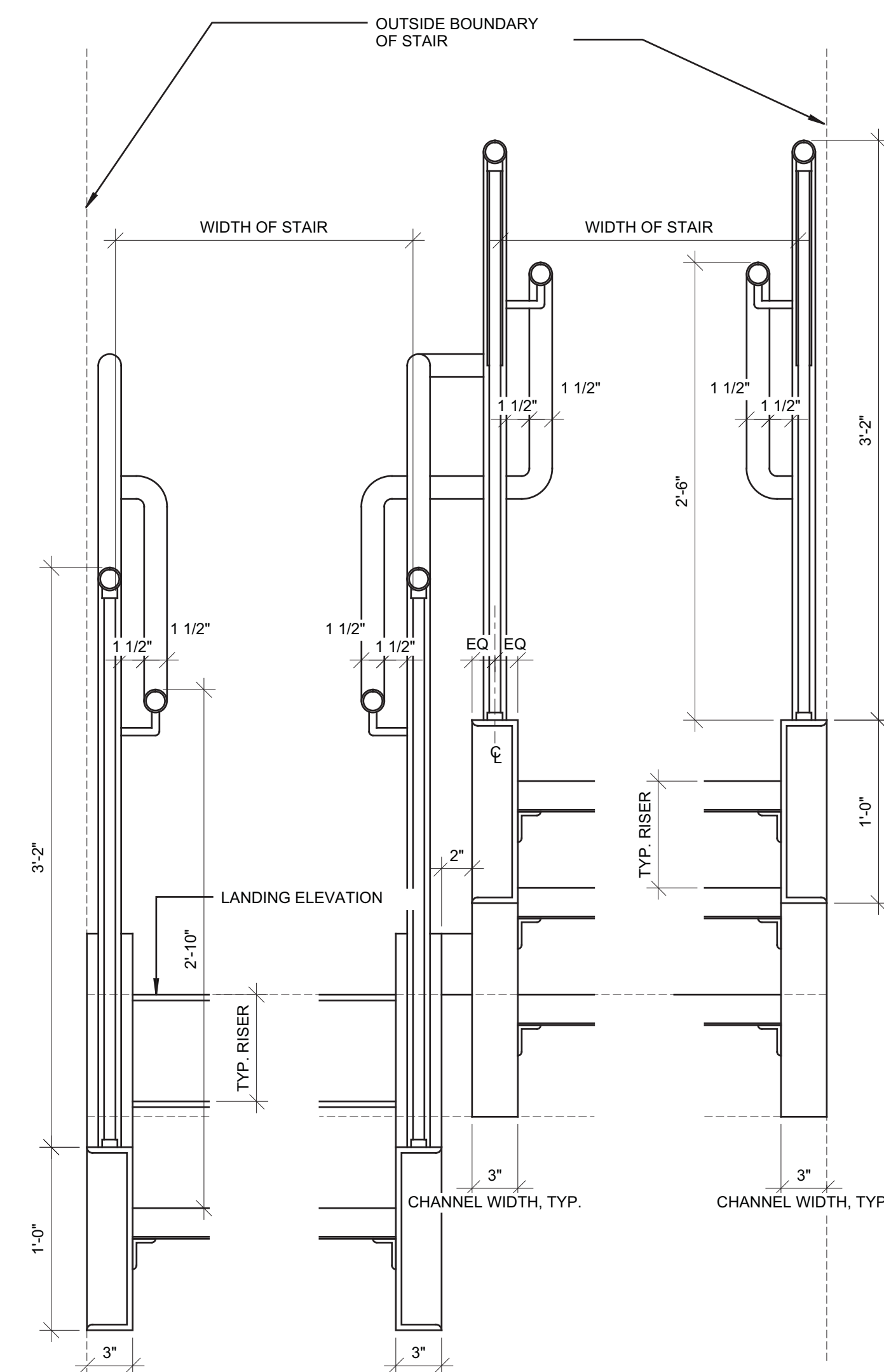


STAIR TERMINATION - TOP (WALL MOUNTED)

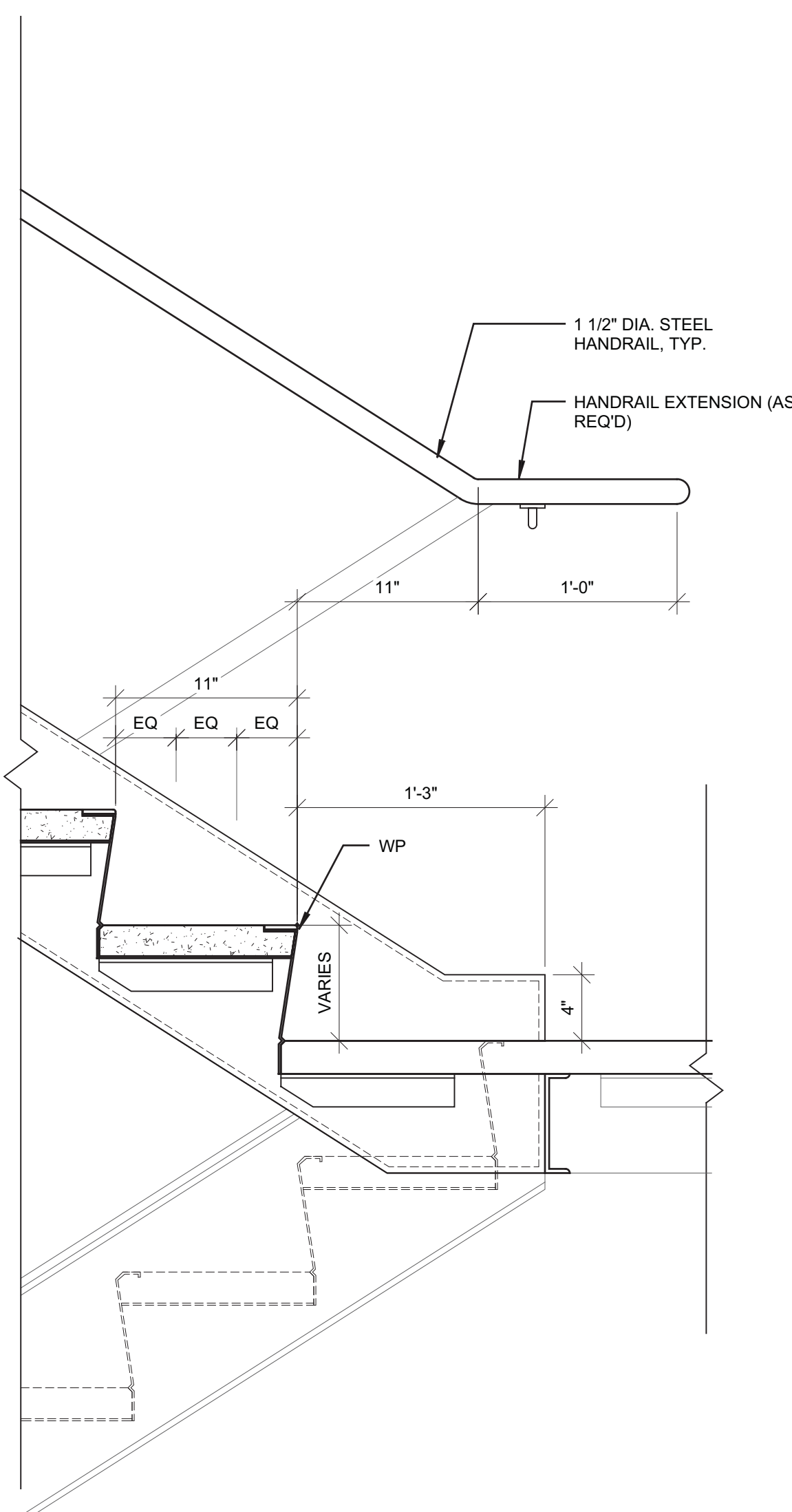


**HANDRAIL & GUARDRAIL  
CONTINUATION AT LANDING (NO  
WALL ENCLOSURE)**

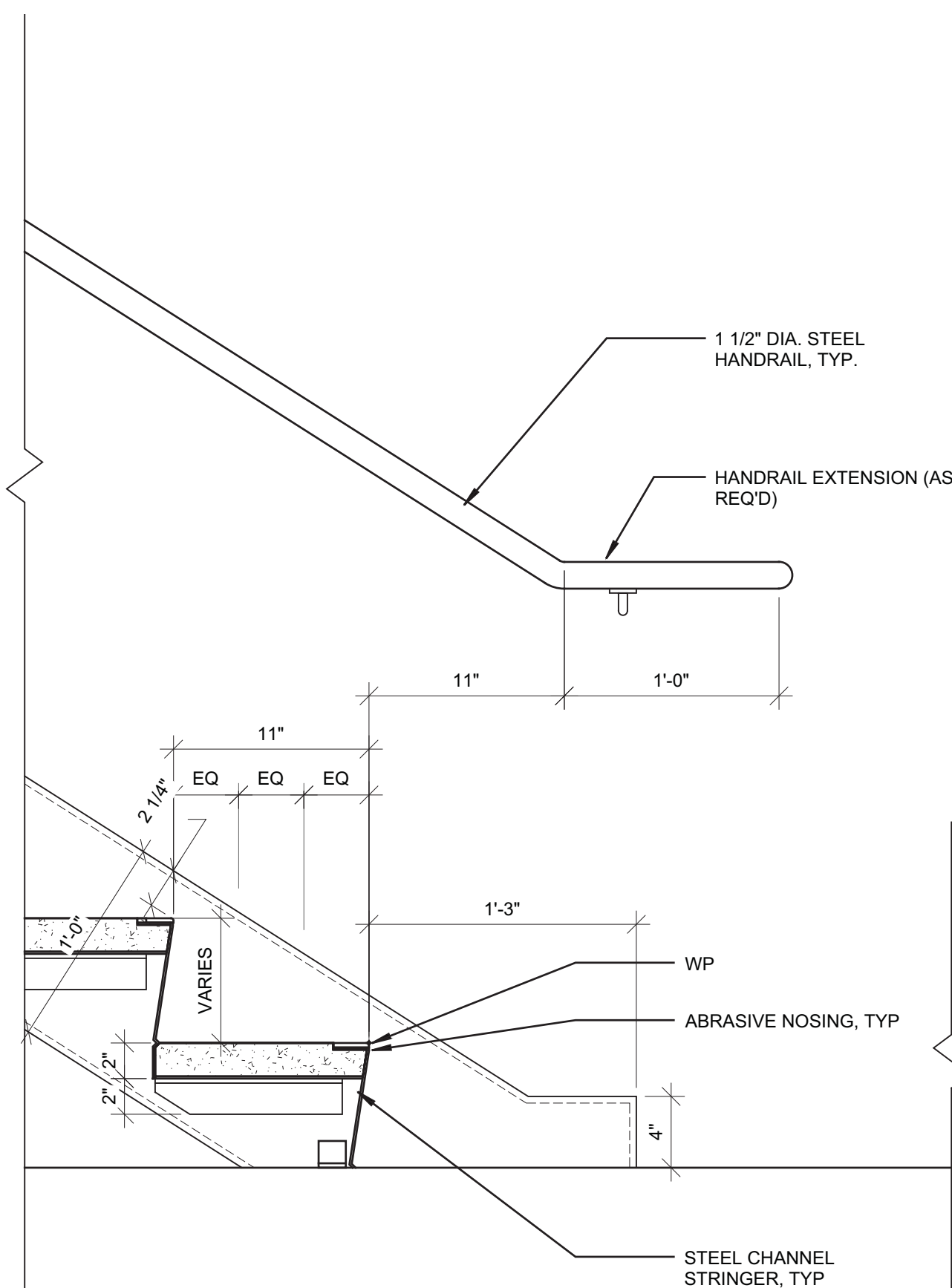
**4** SCALE: 1 1/2" = 1'-0"



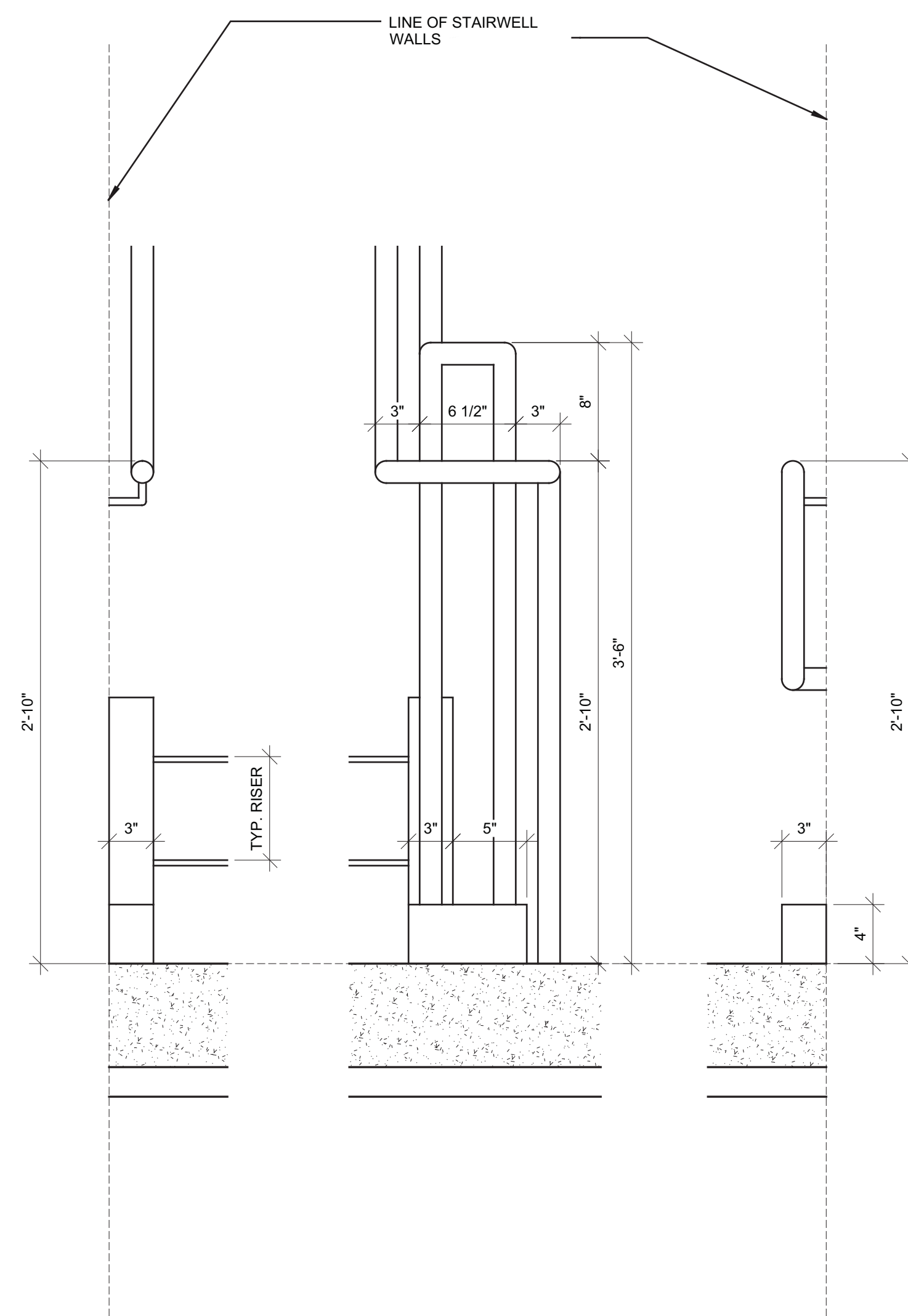
2 TYP. CROSS-SECTION THROUGH STAIR (NO WALL ENCLOSURE)  
SCALE: 1 1/2" = 1'-0"



15 INTERMEDIATE LANDING - UPSIDE  
(WALL MOUNTED)  
SCALE: 1 1/2" = 1'-0"

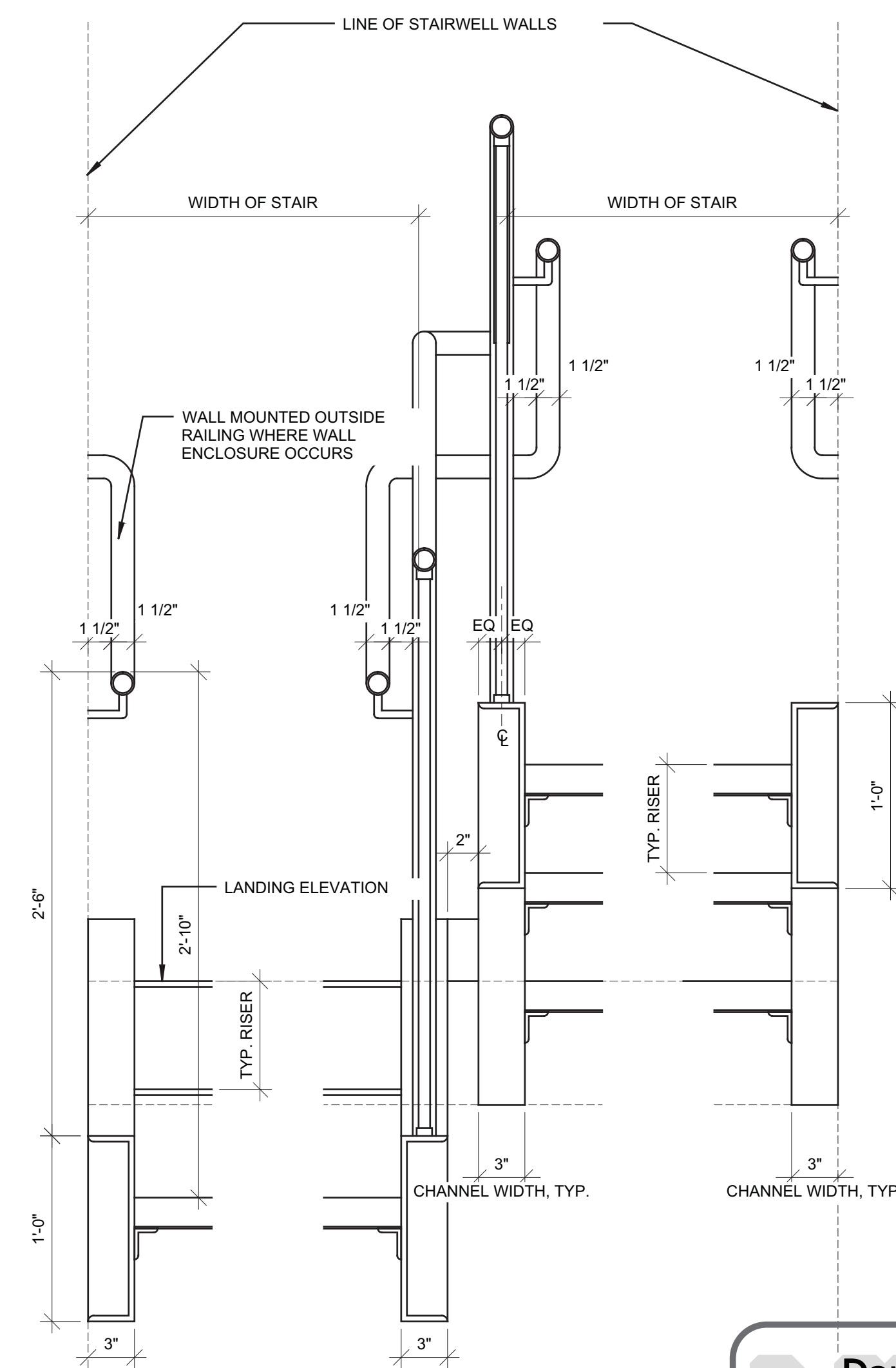


**5** STAIR TERMINATION - BOTTOM  
(WALL MOUNTED)  
SCALE: 1 1/2" = 1'-0"

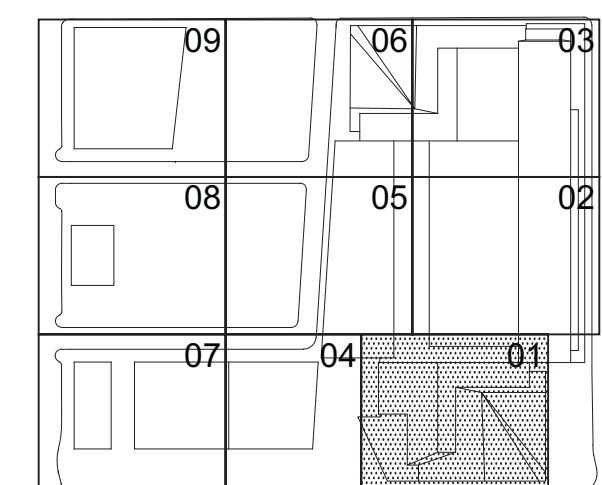


HANDRAIL & GUARDRAIL  
CONTINUATION AT LANDING (WALL  
ENCLOSED)

3 SCALE: 1 1/2" = 1'-0"



1 TYP. CROSS-SECTION THROUGH STAIR (WALL ENCLOSED)  
SCALE: 1 1/2" = 1'-0"



Date	03/22/2013
Project No.	1776.10
Drawn By	



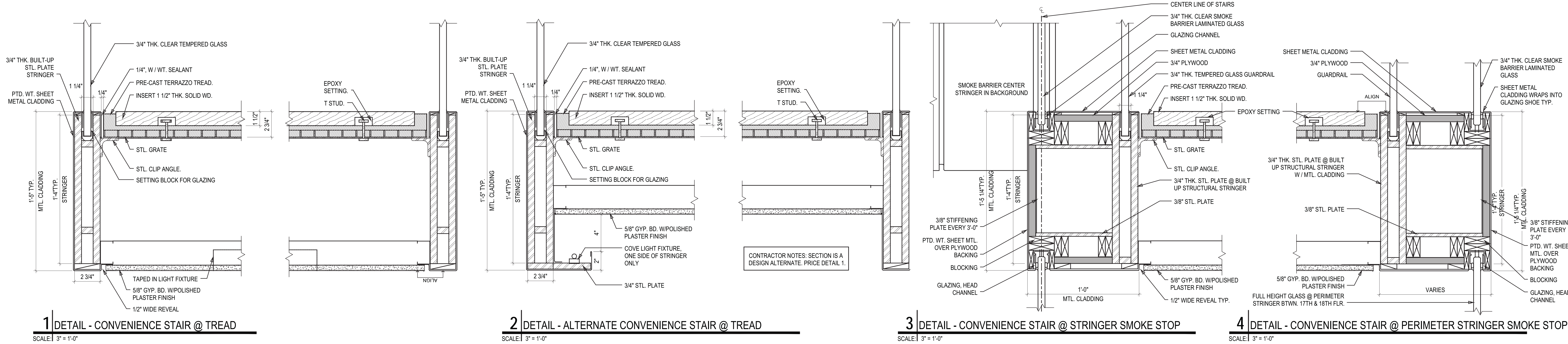
HYE-TC-A6-7102

## TYPICAL STAIR DETAILS

Drawing Number  
**A6-7102**  
B-SCAN Drawing Number  
**A-607.00**

SHEET 226 OF 239



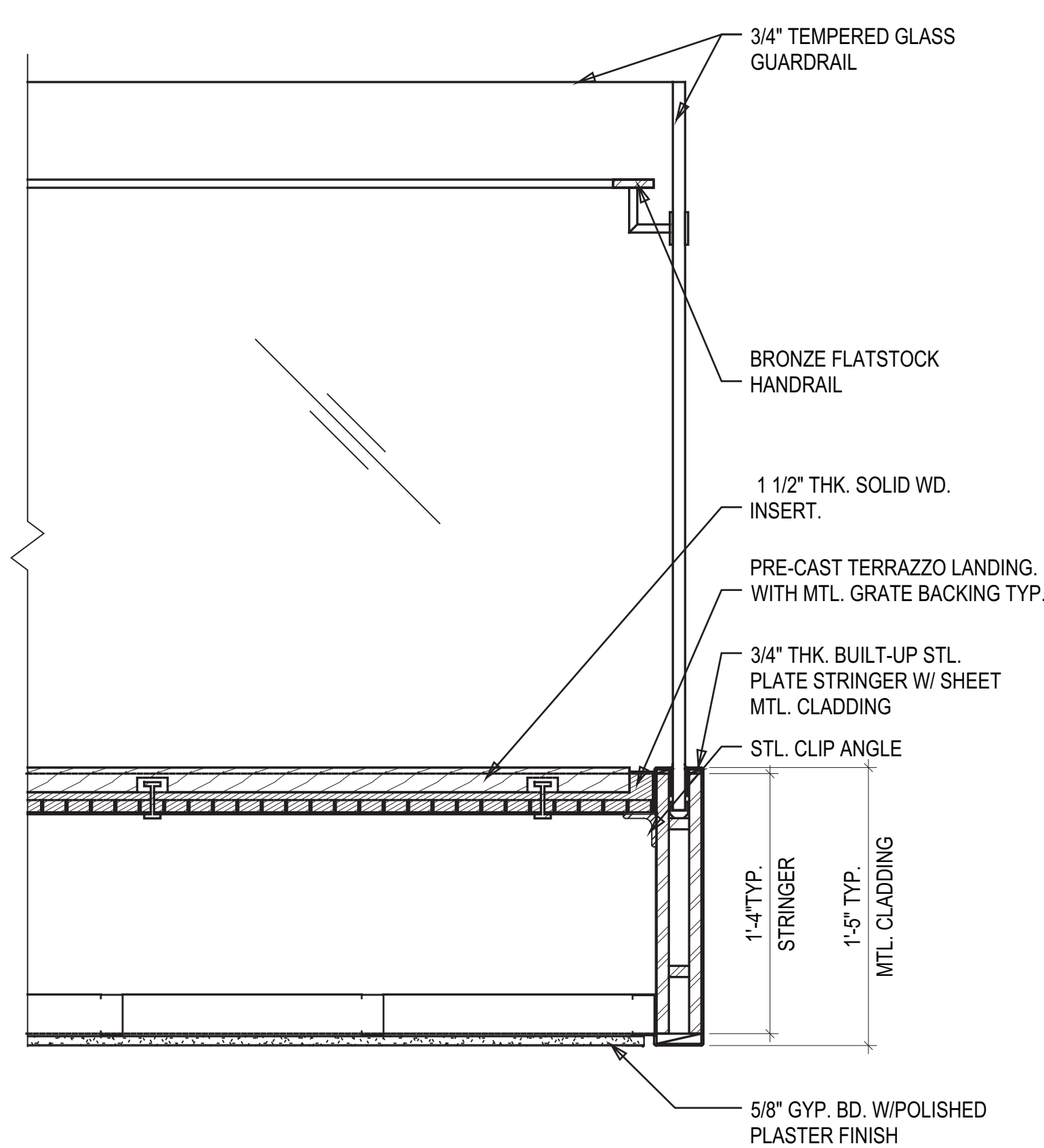


1 | DETAIL - CONVENIENCE STAIR @ TREAD  
SCALE | 3" = 1'-0"

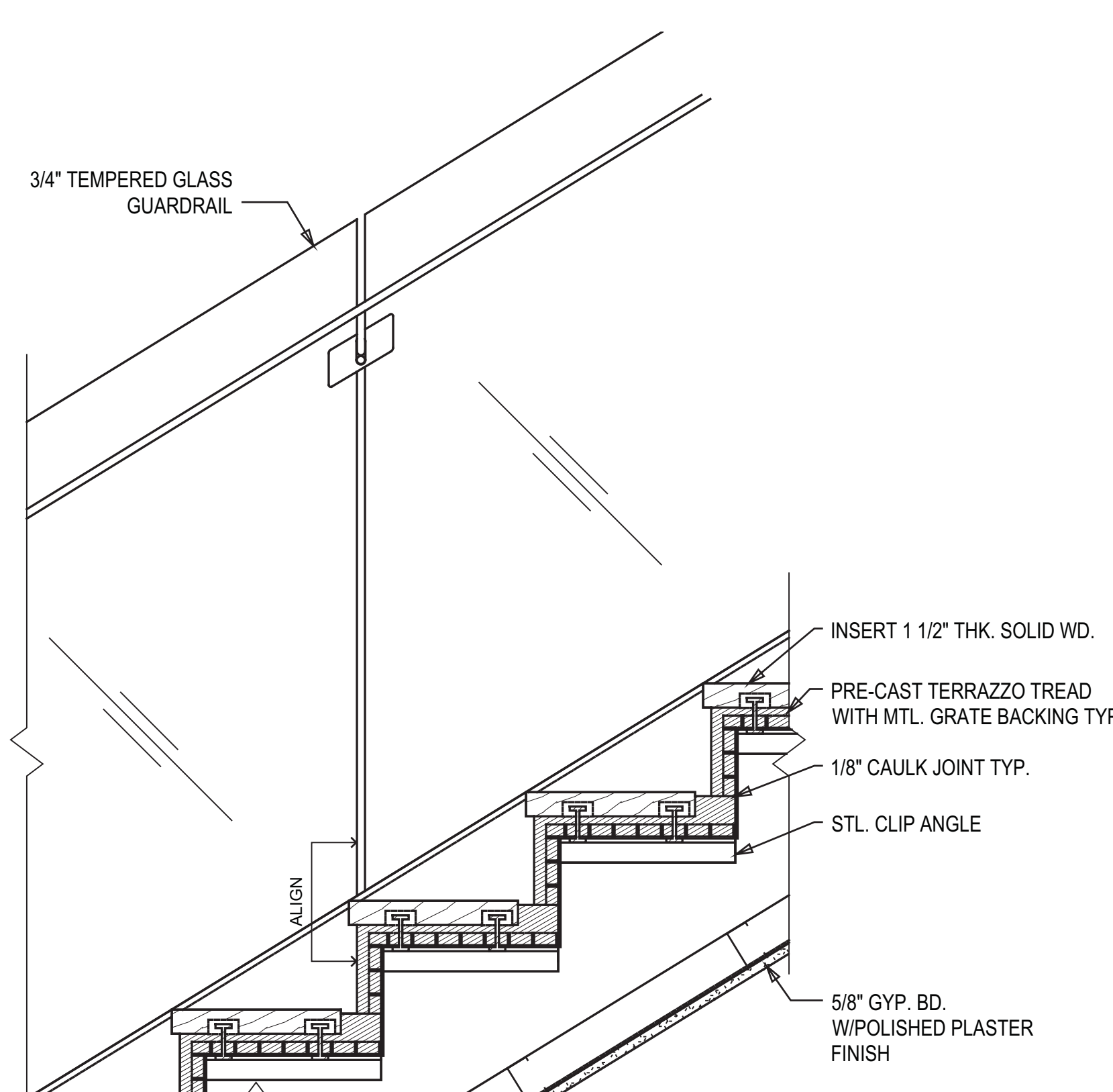
2 | DETAIL - ALTERNATE CONVENIENCE STAIR @ TREAD  
SCALE | 3" = 1'-0"

3 | DETAIL - CONVENIENCE STAIR @ STRINGER SMOKE STOP  
SCALE | 3" = 1'-0"

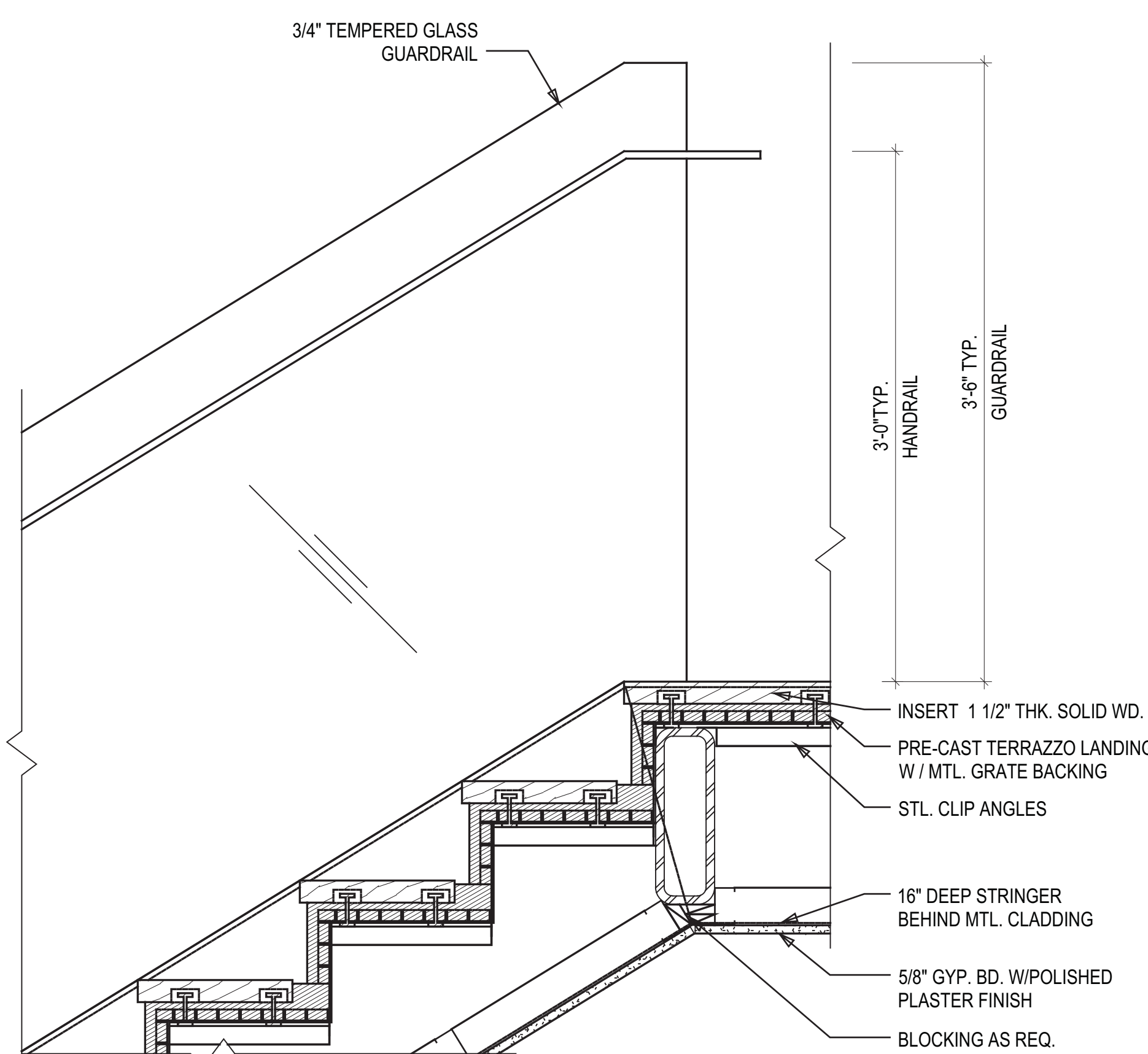
4 | DETAIL - CONVENIENCE STAIR @ PERIMETER STRINGER SMOKE STOP  
SCALE | 3" = 1'-0"



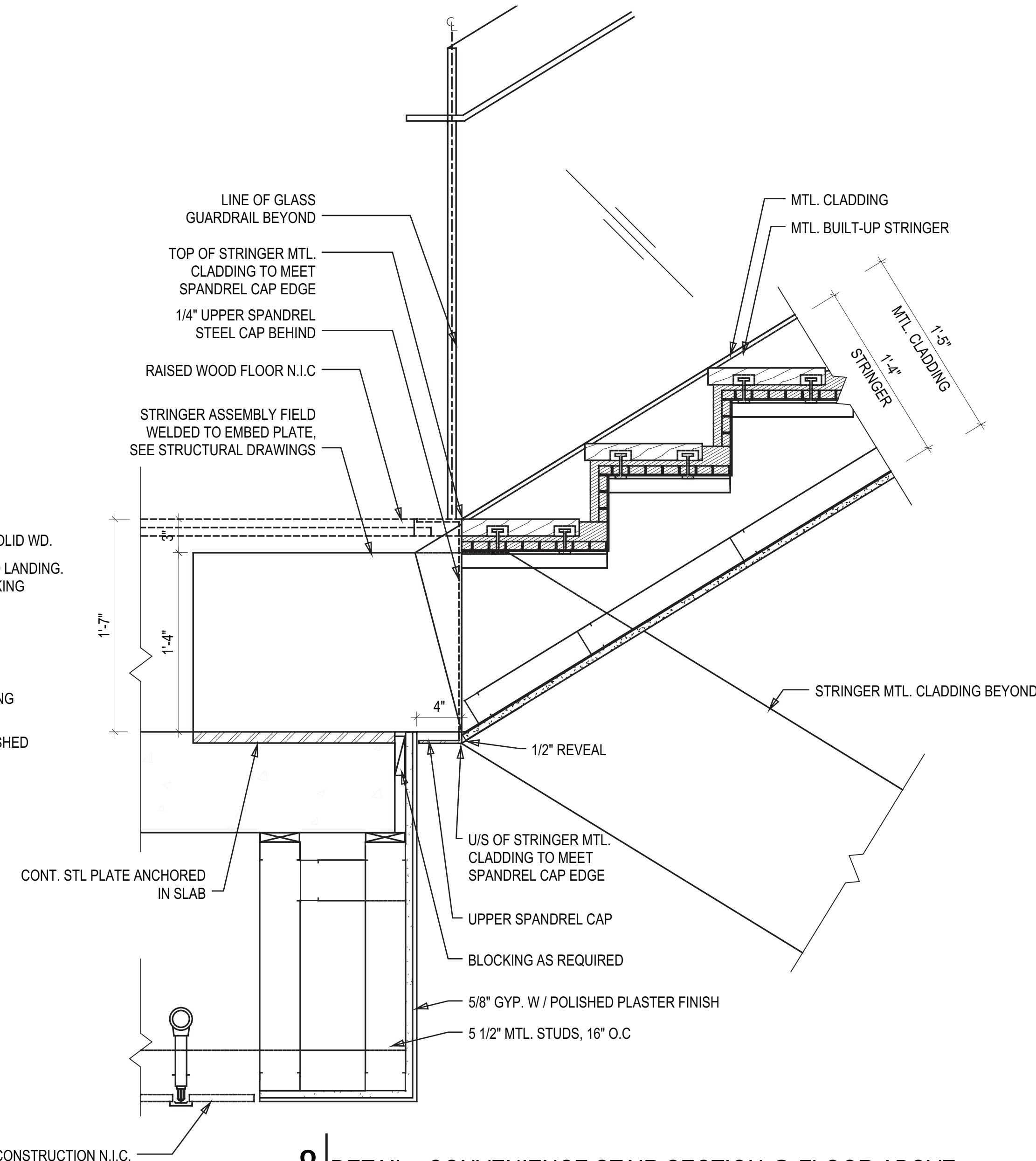
5 | DETAIL - CONVENIENCE STAIR LANDING @ RAILING  
SCALE | 1 1/2" = 1'-0"



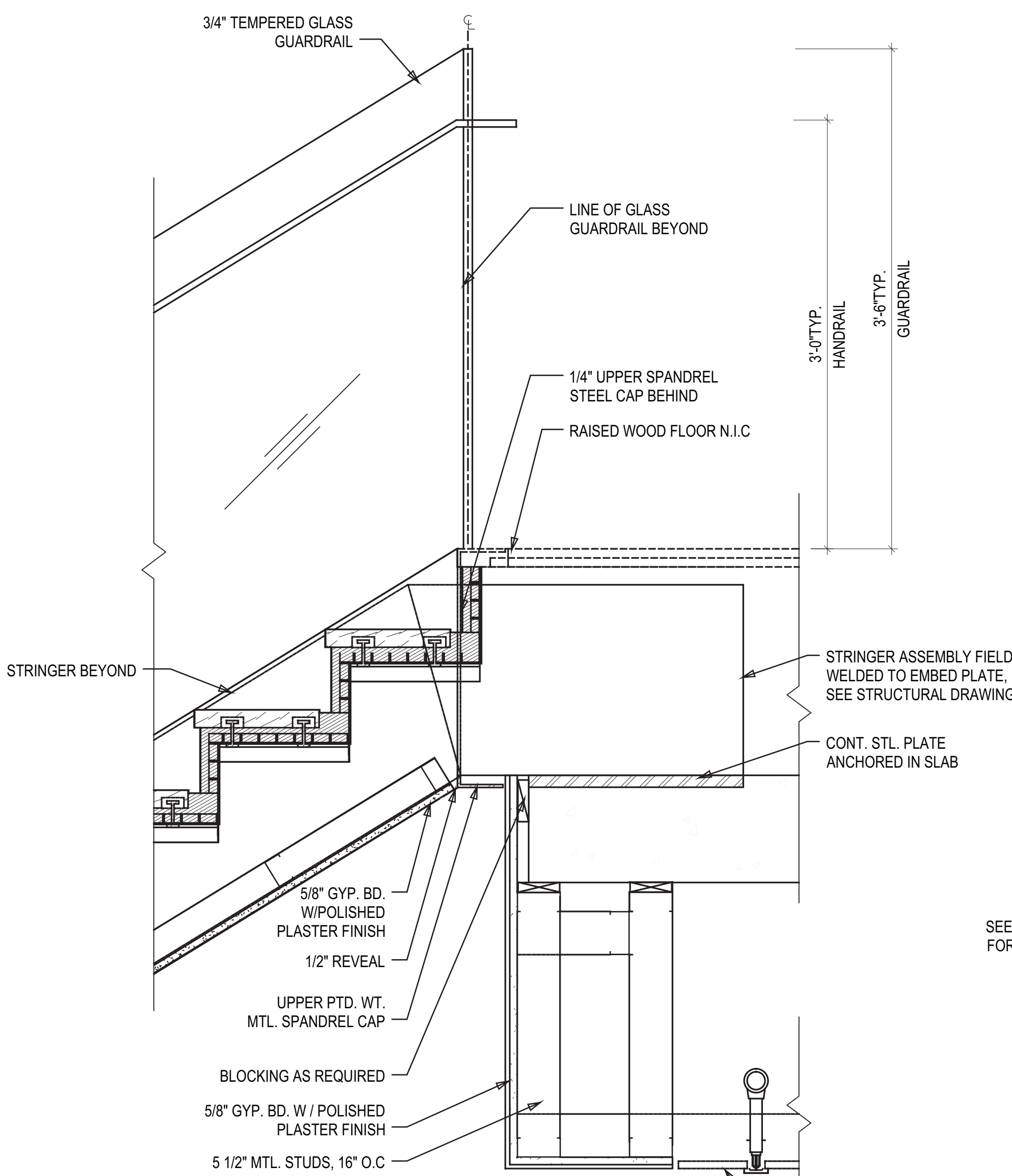
6 | DETAIL - CONVENIENCE STAIR TREAD & RISER  
SCALE | 1 1/2" = 1'-0"



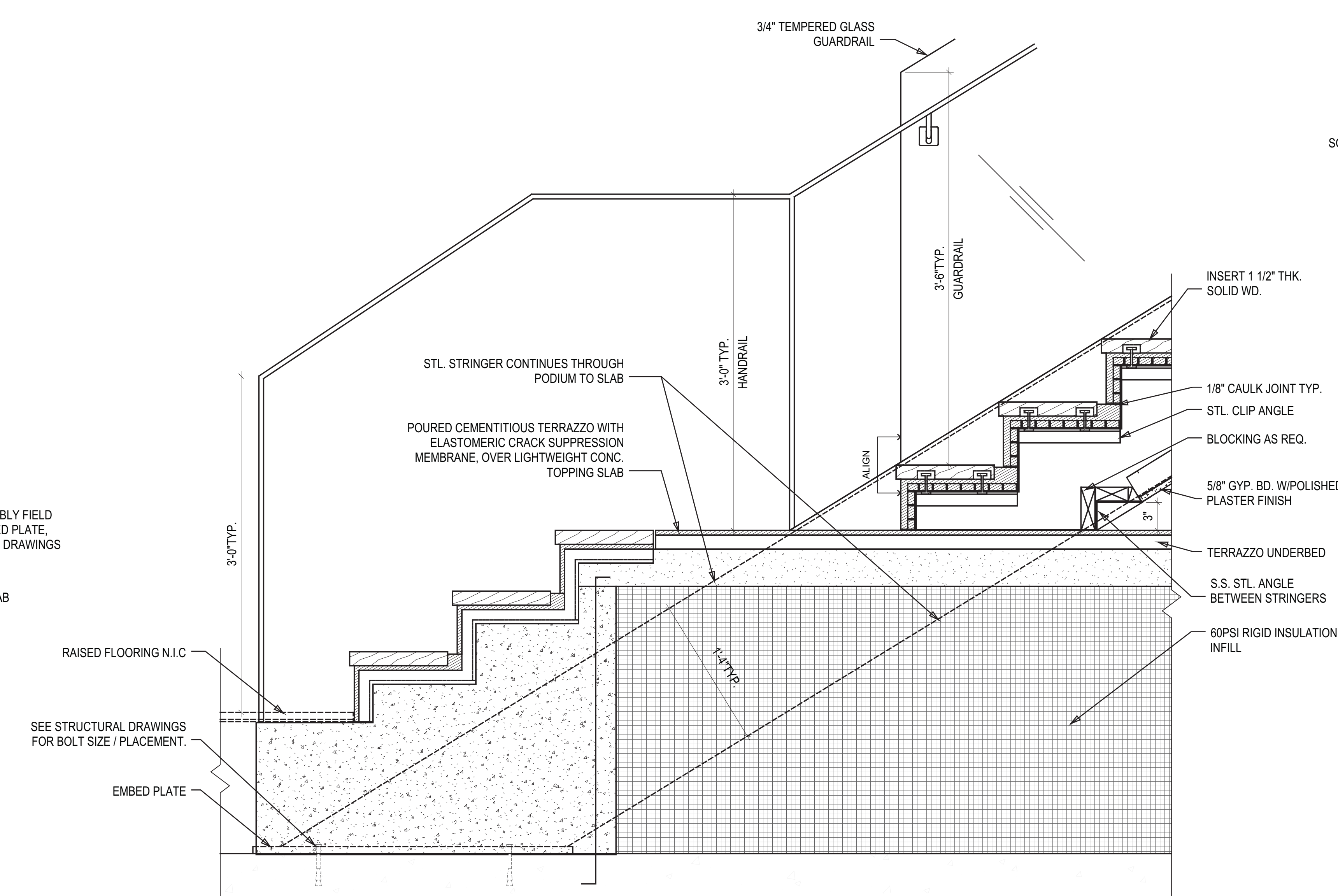
7 | DETAIL - CONVENIENCE STAIR LANDING  
SCALE | 1 1/2" = 1'-0"



8 | DETAIL - CONVENIENCE STAIR SECTION @ FLOOR ABOVE  
SCALE | 1 1/2" = 1'-0"



9 | DETAIL - CONVENIENCE STAIR @ TOP TREAD  
SCALE | 1 1/2" = 1'-0"



10 | DETAIL - CONVENIENCE STAIR @ NS PODIUM BASE  
SCALE | 1 1/2" = 1'-0"

## HUDSON YARDS - TOWER C

Address  
501 WEST 30TH STREET  
NEW YORK, NY

Client  
Related Companies  
60 Columbus Circle  
New York, NY 10023  
Tel: 212.801.1000 Fax: 212.801.1048

Oxford Properties Group  
320 Park Avenue, 17th Floor  
New York, NY 10022  
Tel: 212.866.7514 Fax: 212.986.7510

Construction Manager  
Fishman Construction Corporation  
100 Park Avenue, 5th Floor  
New York, NY 10017  
Tel: 212.708.5000

Architect  
Kohn Pedersen Fox Associates PC  
Architects & Planning Consultants  
11 West 42nd Street  
New York, NY 10036  
Tel: 212.977.6500 Fax: 212.956.2526

Structural Engineer  
Thornton Tomasetti, Inc.  
51 Madison Avenue  
New York, NY 10010  
Tel: 917.661.7800 Fax: 917.661.7801

Mechanical, Electrical, Plumbing, Fire Protection  
Jaros Baum & Bolles Consulting Engineers  
80 Pine Street  
New York, NY 10013  
Tel: 212.530.9300 Fax: 212.269.5894

1 D.O.B. BUILDING PERMIT FILING 03/22/2013

Rev Issue Date

Rev Issue Date

Rev Issue Date

Rev Issue Date

Rev Issue Date

Rev Issue Date

Rev Issue Date

Rev Issue Date

Rev Issue Date

Rev Issue Date

Rev Issue Date

Rev Issue Date

Rev Issue Date

Rev Issue Date

Rev Issue Date

Rev Issue Date

Rev Issue Date

Rev Issue Date

Rev Issue Date

Rev Issue Date

Rev Issue Date

Rev Issue Date

Rev Issue Date

Rev Issue Date

Rev Issue Date

Rev Issue Date

Rev Issue Date

Rev Issue Date

Rev Issue Date

Rev Issue Date

Rev Issue Date

Rev Issue Date

Rev Issue Date

Rev Issue Date

Rev Issue Date

Rev Issue Date

Rev Issue Date

Rev Issue Date

Rev Issue Date

Rev Issue Date

Rev Issue Date

Rev Issue Date

Rev Issue Date

Rev Issue Date

Rev Issue Date

Rev Issue Date

Rev Issue Date

Rev Issue Date

Rev Issue Date

Rev Issue Date

Rev Issue Date

Rev Issue Date

Rev Issue Date

Rev Issue Date

Rev Issue Date

Rev Issue Date

Rev Issue Date

Rev Issue Date

Rev Issue Date

Rev Issue Date

Rev Issue Date

Rev Issue Date

Rev Issue Date

Rev Issue Date

Rev Issue Date

Rev Issue Date

Rev Issue Date













Client  
Related Companies  
60 Columbus Circle  
New York, NY 10023  
Tel: 212.801.1000 Fax: 212.801.1048

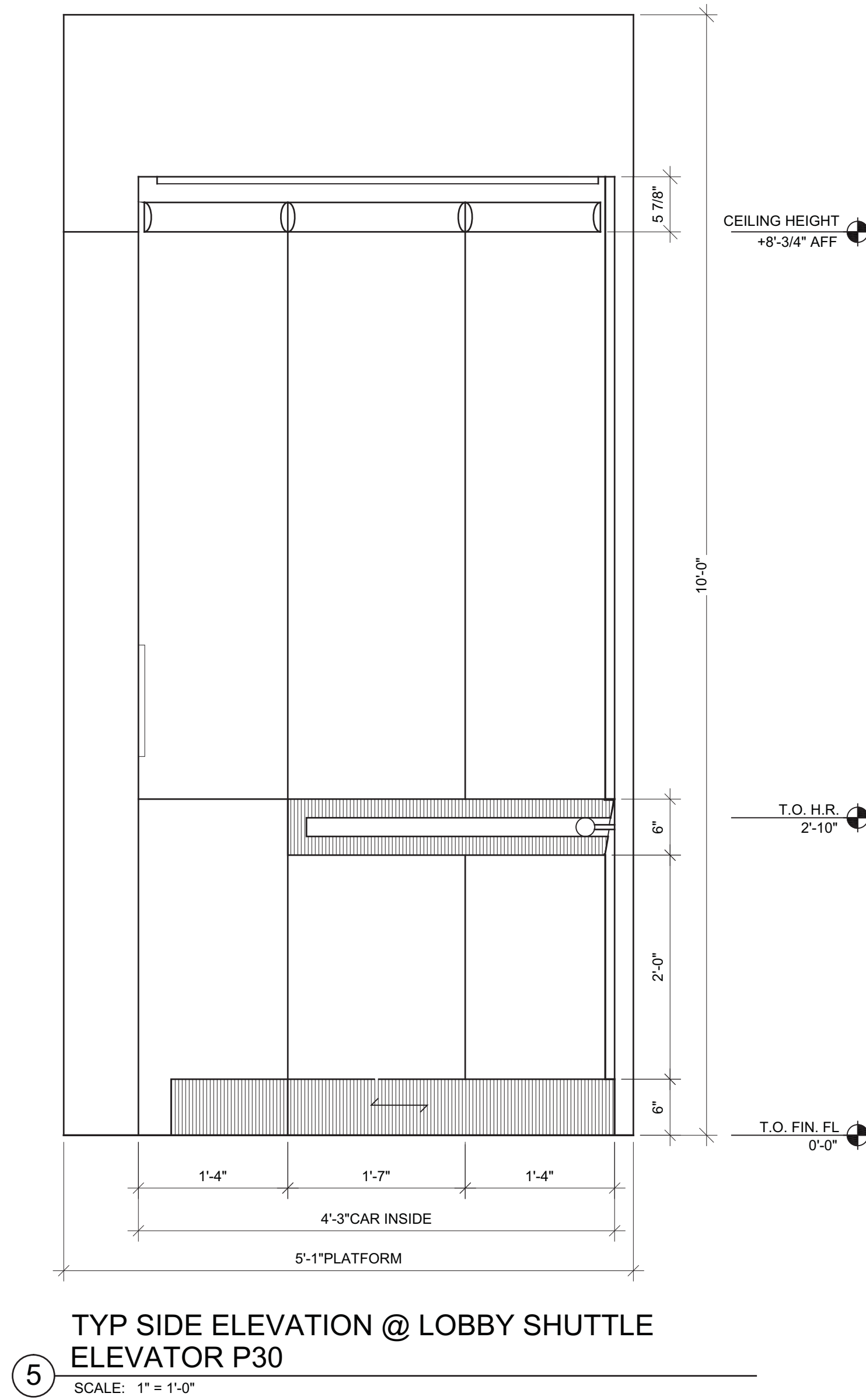
Oxford Properties Group  
320 Park Avenue, 17th Floor  
New York, NY 10022  
Tel: 212.986.7514 Fax: 212.986.7510

Construction Manager  
Tishman Construction Corporation  
100 Park Avenue, 5th Floor  
New York, NY 10017  
Tel: 212.708.5600

Architect  
Kohn Pedersen Fox Associates PC  
Architects & Planning Consultants  
11 West 42nd Street  
New York, NY 10036  
Tel: 212.977.6500 Fax: 212.956.2526

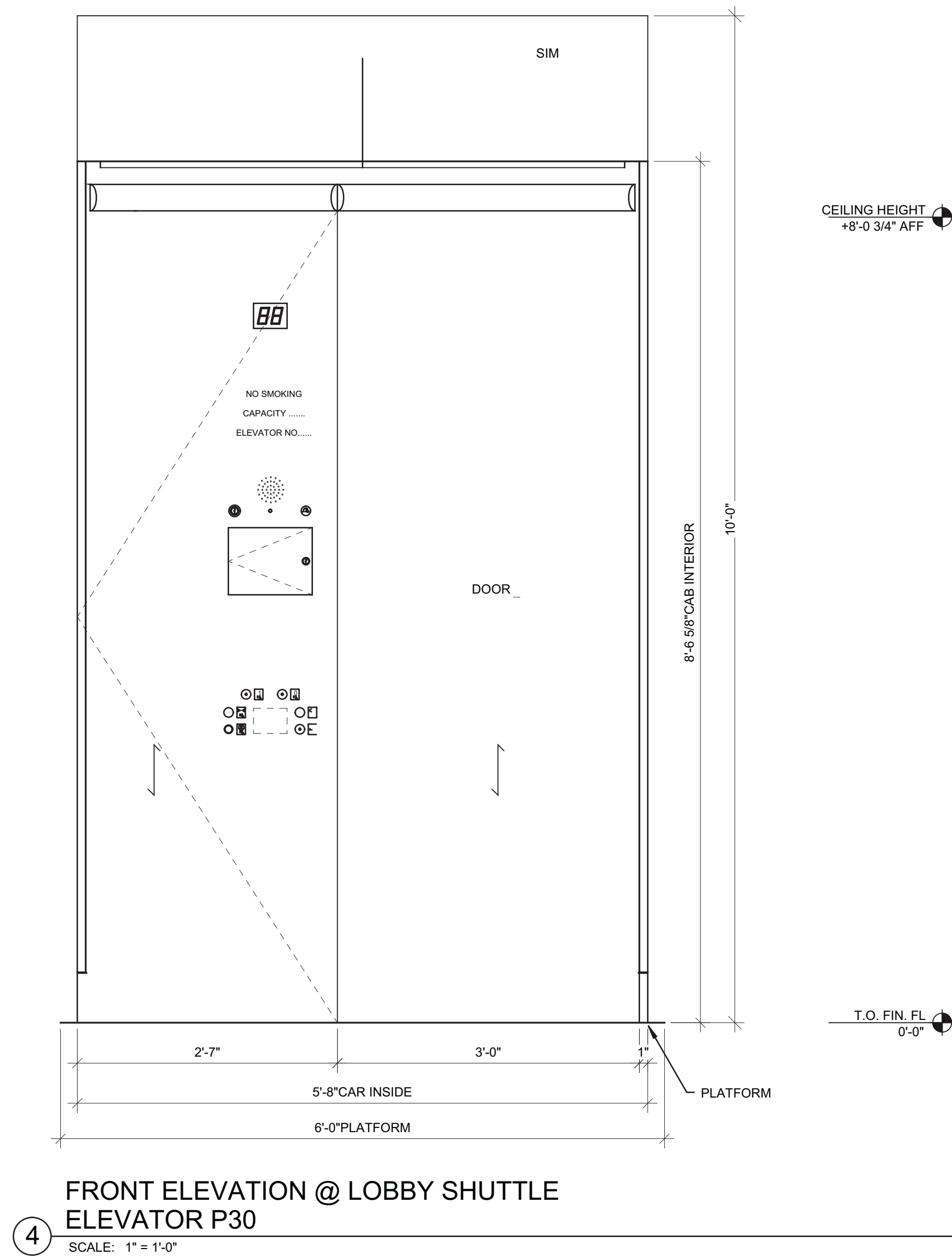
Structural Engineer  
Thornton Tomasetti, Inc.  
51 Madison Avenue  
New York, NY 10010  
Tel: 917.661.7800 Fax: 917.661.7801

Mechanical, Electrical, Plumbing, Fire Protection  
Jaros Baum & Bolles Consulting Engineers  
80 Pine Street  
New York, NY 10013  
Tel: 212.530.9300 Fax: 212.269.5894



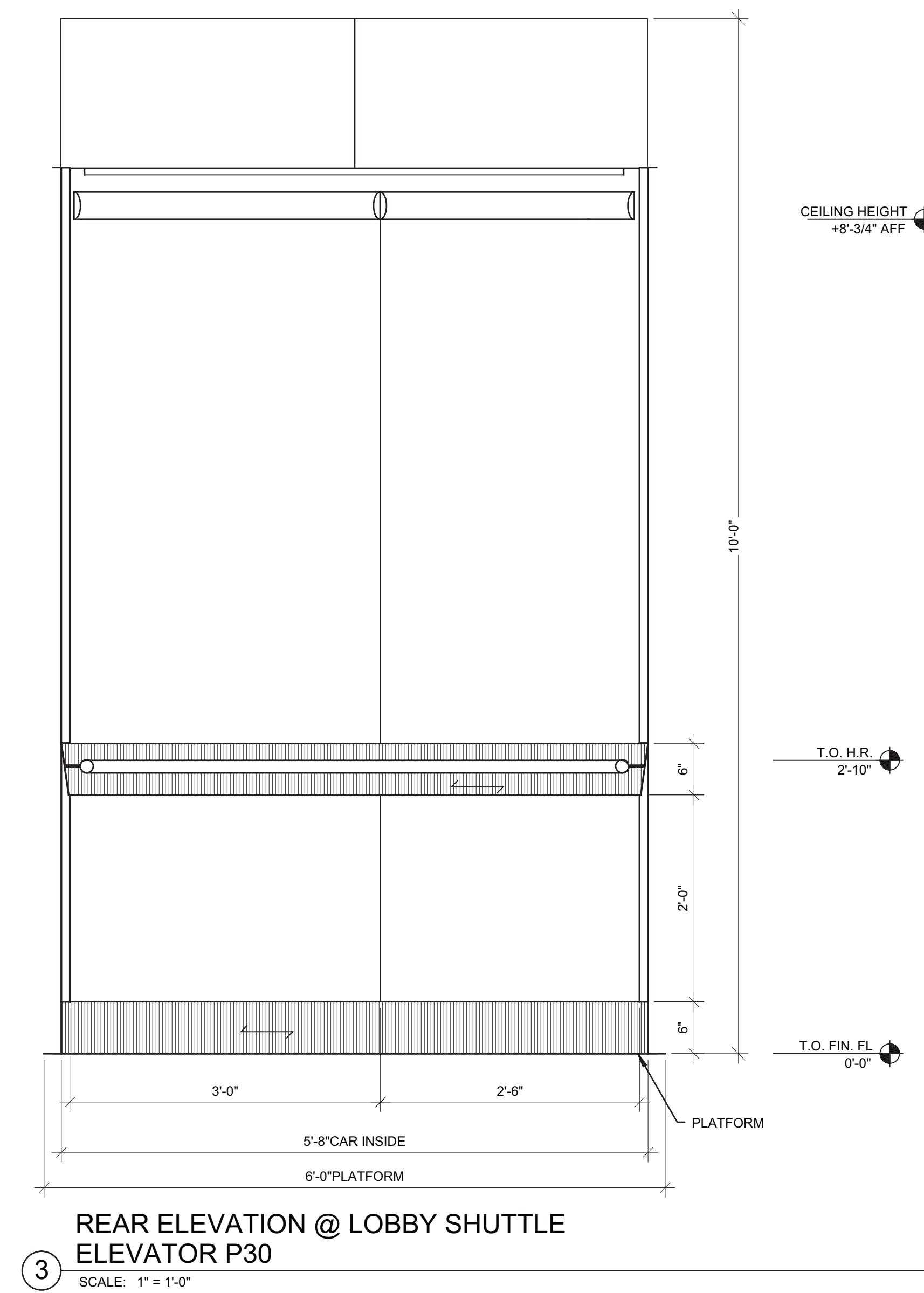
5 TYP SIDE ELEVATION @ LOBBY SHUTTLE  
ELEVATOR P30

SCALE: 1" = 1'-0"



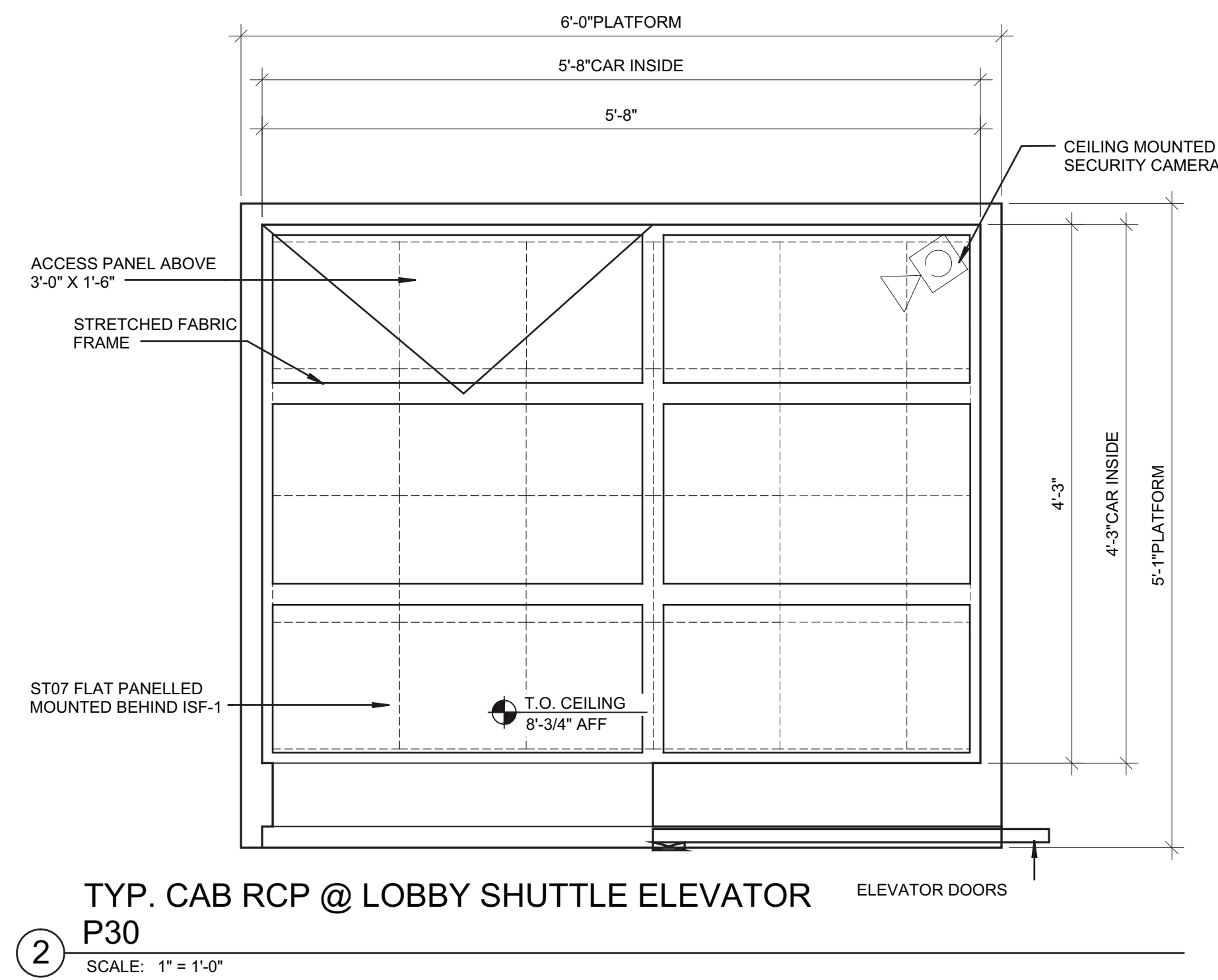
4 FRONT ELEVATION @ LOBBY SHUTTLE  
ELEVATOR P30

SCALE: 1" = 1'-0"



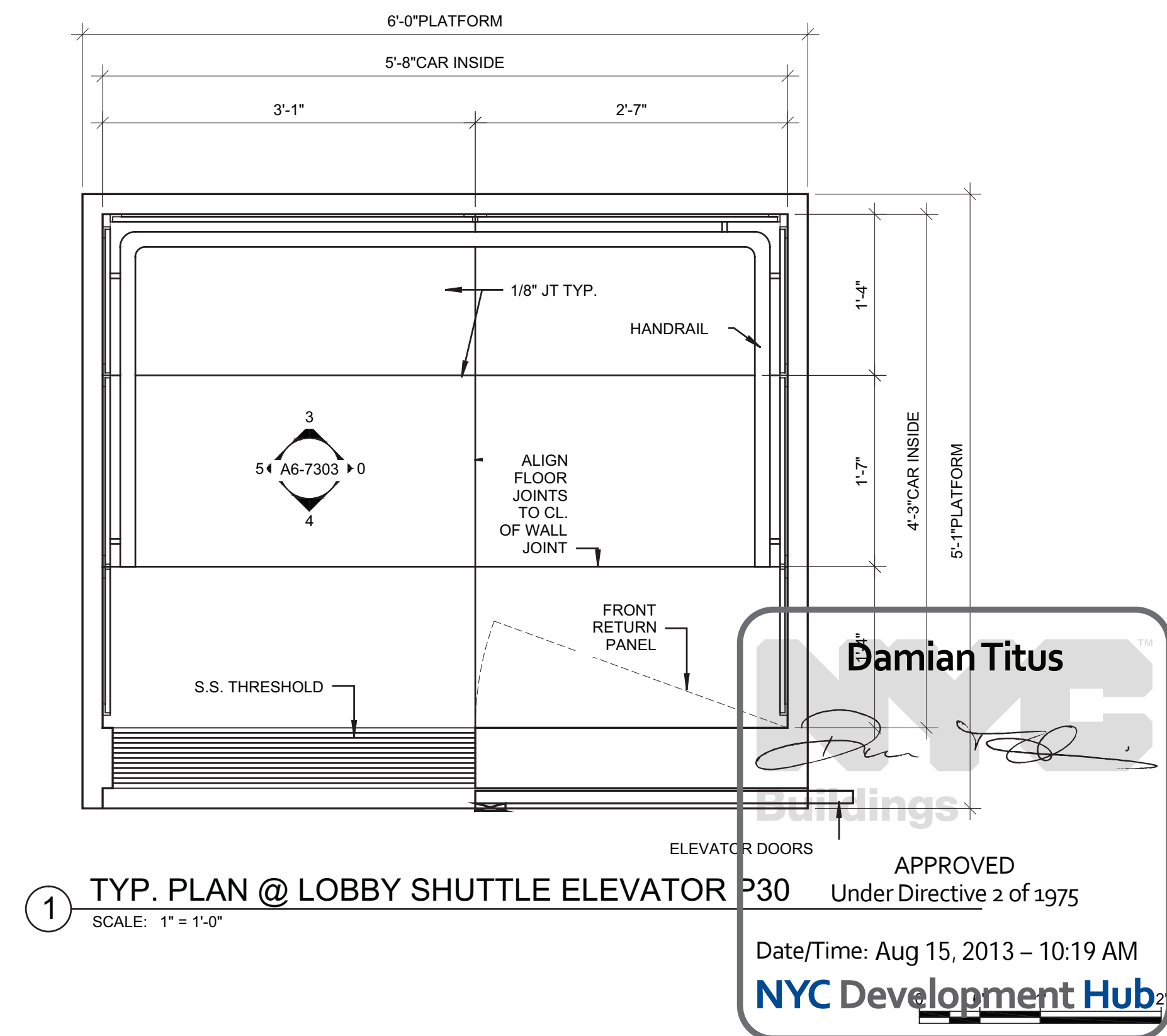
3 REAR ELEVATION @ LOBBY SHUTTLE  
ELEVATOR P30

SCALE: 1" = 1'-0"



2 TYP. CAB RCP @ LOBBY SHUTTLE ELEVATOR  
P30

SCALE: 1" = 1'-0"



1 TYP. PLAN @ LOBBY SHUTTLE ELEVATOR  
P30

SCALE: 1" = 1'-0"

1	D.O.B. BUILDING PERMIT FILING	03/22/2013
---	-------------------------------	------------

Rev

Date

Rev

Date

Rev

Date

Rev

Date

Rev

Date

Rev

Date

Rev

Date

Rev

Date

Rev

Date

Rev

Date

Rev

Date

Rev

Date

Rev

Date

Rev

Date

Rev

Date

Rev

Date

Rev

Date

Rev

Date

Rev

Date

Rev

Date

Rev

Date

Rev

Date

Rev

Date

Rev

Date

Rev

Date

Rev

Date

Rev

Date

Rev

Date

Rev

Date

Rev

Date

Rev

Date

Rev

Date

Rev

Date

Rev

Date

ELEVATOR CAB PLANS,  
ELEVATIONS, RCP  
(LOBBY SHUTTLE)

Project Name:

A6-7303

Project Number:

A-611.00

Project Title:

A-611.00

Project Date:

03/22/2013

Project Time:

1776.10

Project By:

03/22/2013

Project Time:

1776.10

Project By:

03/22/2013

Project Time:

1776.10

Project By:

03/22/2013

Project Time:

1776.10

Project By:

03/22/2013

Project Time:

1776.10

Project By:

03/22/2013

Project Time:

1776.10

Project By:

03/22/2013

Project Time:

1776.10

Project By:

03/22/2013

Project Time:

1776.10

Project By:

03/22/2013

Project Time:

1776.10

Project By:

03/22/2013

Project Time:

1776.10

Project By:

03/22/2013

Project Time:

1776.10

Project By:

03/22/2013

Project Time:

1776.10

Project By:

03/22/2013

Project Time:

1776.10

Project By:

03/22/2013

Project Time:

1776.10

Project By:

03/22/2013

Project Time:

1776.10

Project By:

03/22/2013

Project Time:

1776.10

Project By:

03/22/2013

Project Time:

1776.10

Project By:

03/22/2013

Project Time:

1776.10

Project By:

03/22/2013

Project Time:

1776.10

Project By:

03/22/2013

Project Time:

1776.10

Project By:

03/22/2013

Project Time:

1776.10

Project By:

03/22/2013

Project Time:

1776.10

Project By:

03/22/2013

Project Time:

1776.10

Project By:

03/22/2013

Project Time:

1776.10

Project By:

03/22/2013

Project Time:

1776.10

Project By:

03/22/2013

Project Time:

1776.10

Project By:

03/22/2013

Project Time:

1776.10

Project By:

03/22/2013

Project Time:

1776.10

Project By:

03/22/2013

Project Time:

1776.10

Project By:

03/22/2013

Project Time:

1776.10

Project By:

03/22/2013

Project Time:

1776.10

Project By:

03/22/2013

Project Time:

1776.10

Project By:

03/22/2013

Project Time:

1776.10

Project By:

03/22/2013

Project Time:

1776.10

Project By:

03/22/2013

Project Time:

1776.10

Project By:

03/22/2013

Project Time:

1776.10

Project By:

03/22/2013

Project Time:

1776.10

Project By:

03/22/2013

Project Time:

1776.10

Project By:

03/22/2013

Project Time:

1776.10

Project By:

03/22/2013

Project Time:

1776.10

Project By:

03/22/2013

Project Time:

1776.10

Project By:

03/22/2013

Project Time:

1776.10

Project By:

03/22/2013

Project Time:

1776.10

Project By:

03/22/2013

Project Time:

1776.10

Project By:

03/22/2013

Project Time:

1776.10

Project By:

03/22/2013

Project Time:

1776.10

Project By:

03/22/2013

Project Time:

1776.10

Project By:

03/22/2013







HUDSON YARDS -  
TOWER C

Address  
501 WEST 30TH STREET  
NEW YORK, NY



Client  
Related Companies  
60 Columbus Circle  
New York, NY 10023  
Tel: 212.801.1000 Fax: 212.801.1048

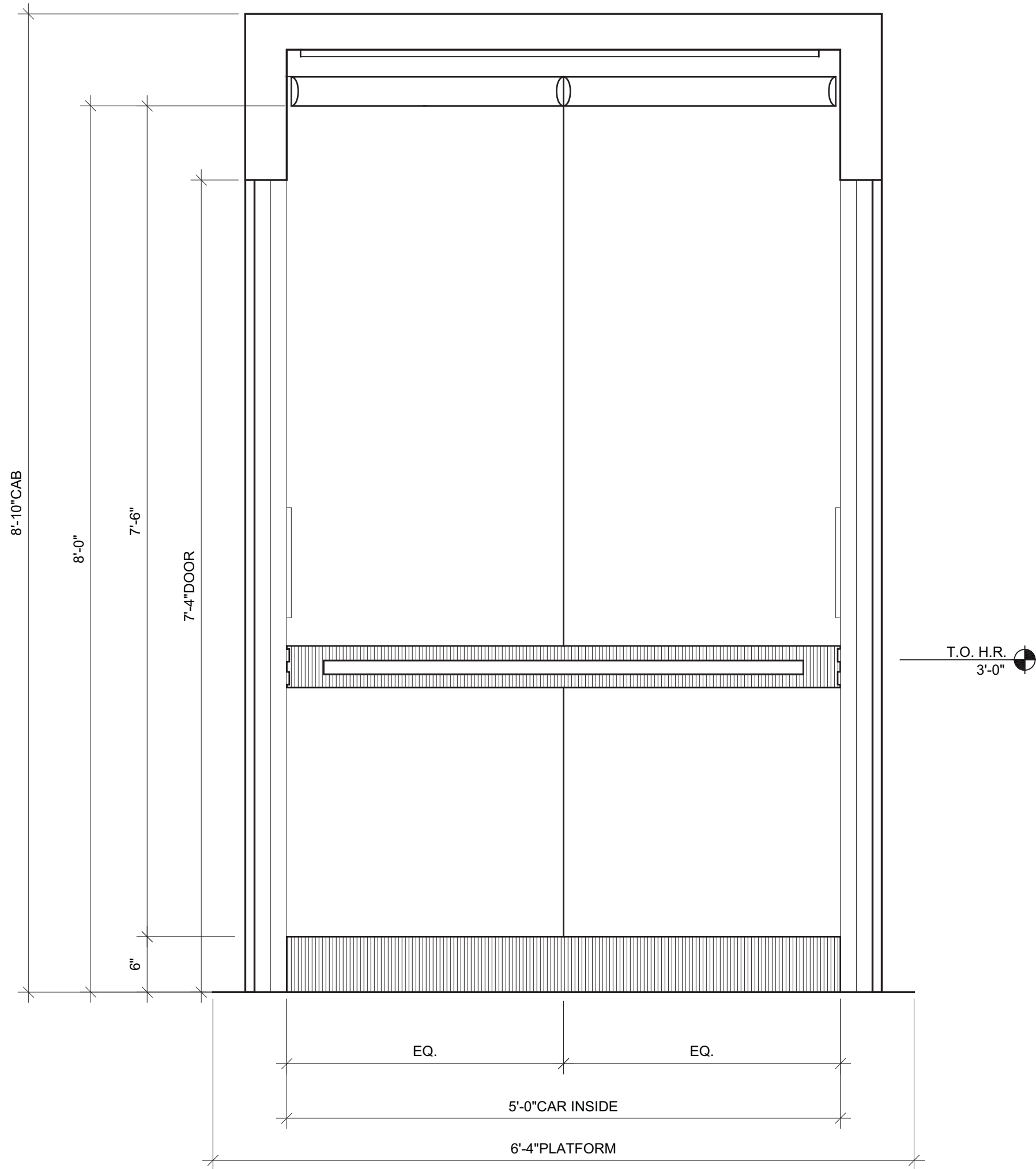
Oxford Properties Group  
320 Park Avenue, 17th Floor  
New York, NY 10022  
Tel: 212.986.7514 Fax: 212.986.7510

Construction Manager  
Tishman Construction Corporation  
100 Park Avenue, 5th Floor  
New York, NY 10017  
Tel: 212.708.5600

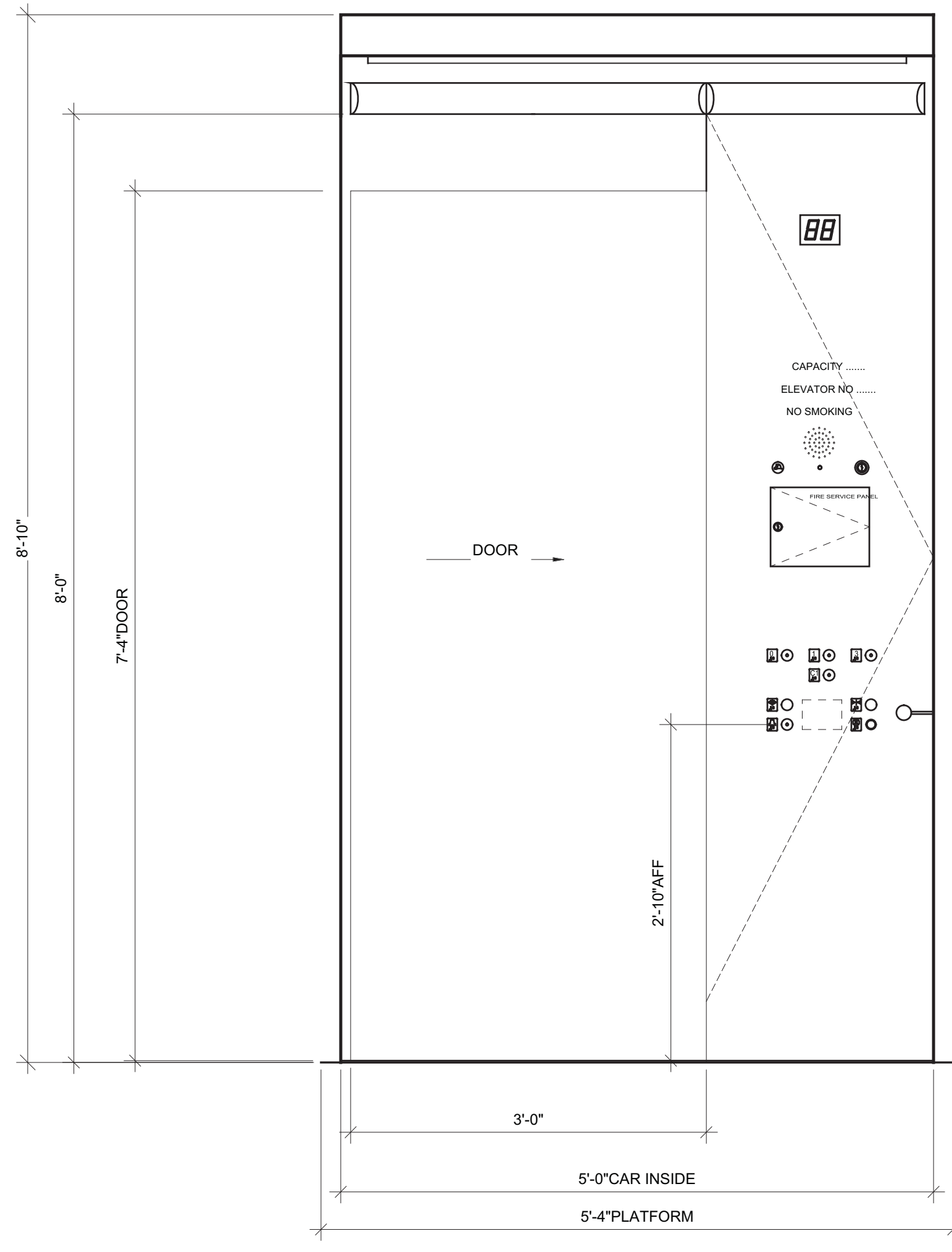
Architect  
Kohn Pedersen Fox Associates PC  
Architects & Planning Consultants  
11 West 42nd Street  
New York, NY 10036  
Tel: 212.977.6500 Fax: 212.956.2526

Structural Engineer  
Thornton Tomasetti, Inc.  
51 Madison Avenue  
New York, NY 10010  
Tel: 917.661.7800 Fax: 917.661.7801

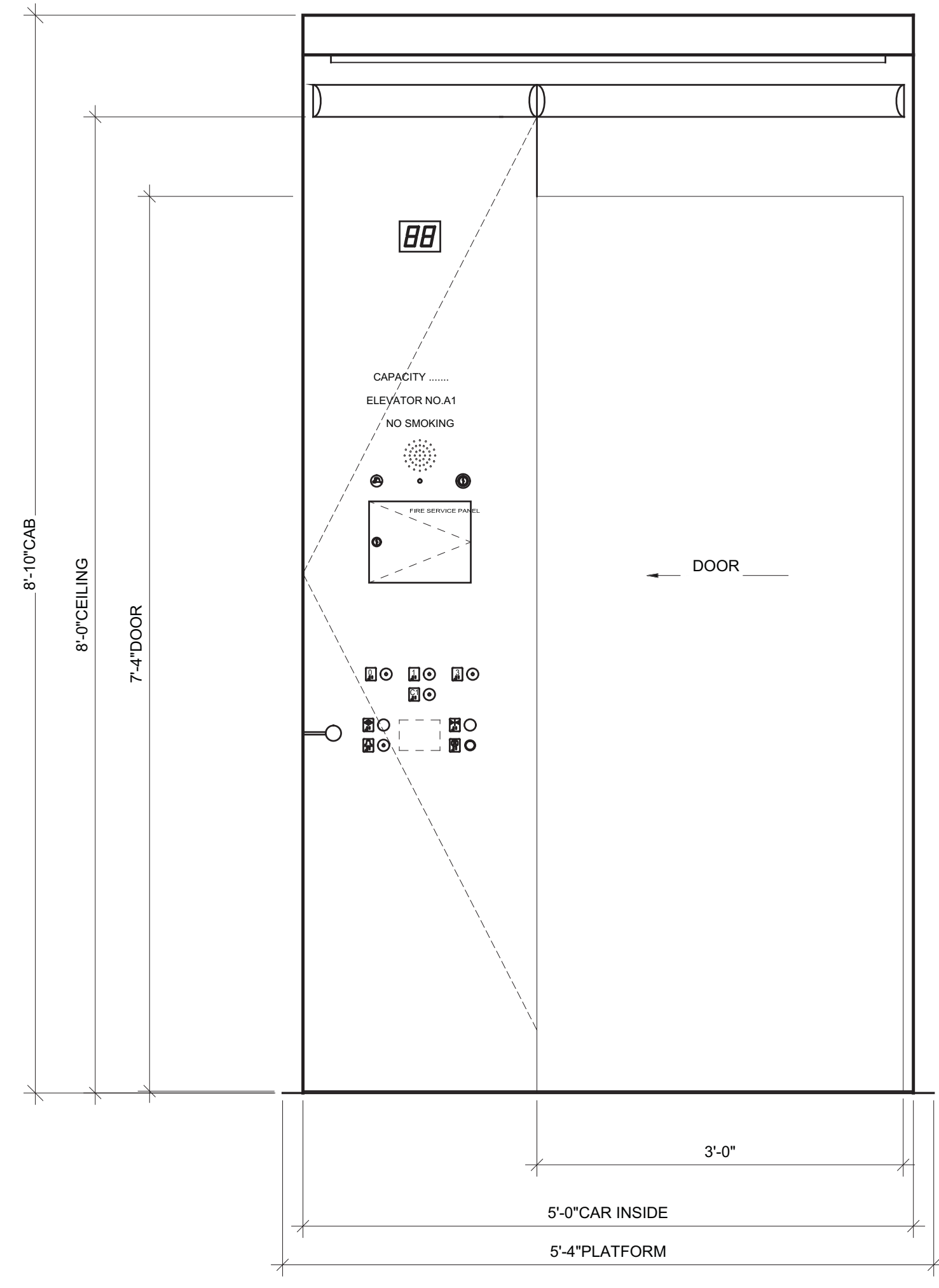
Mechanical, Electrical, Plumbing, Fire Protection  
Jaros Baum & Bolles Consulting Engineers  
80 Pine Street  
New York, NY 10013  
Tel: 212.530.9300 Fax: 212.269.5894



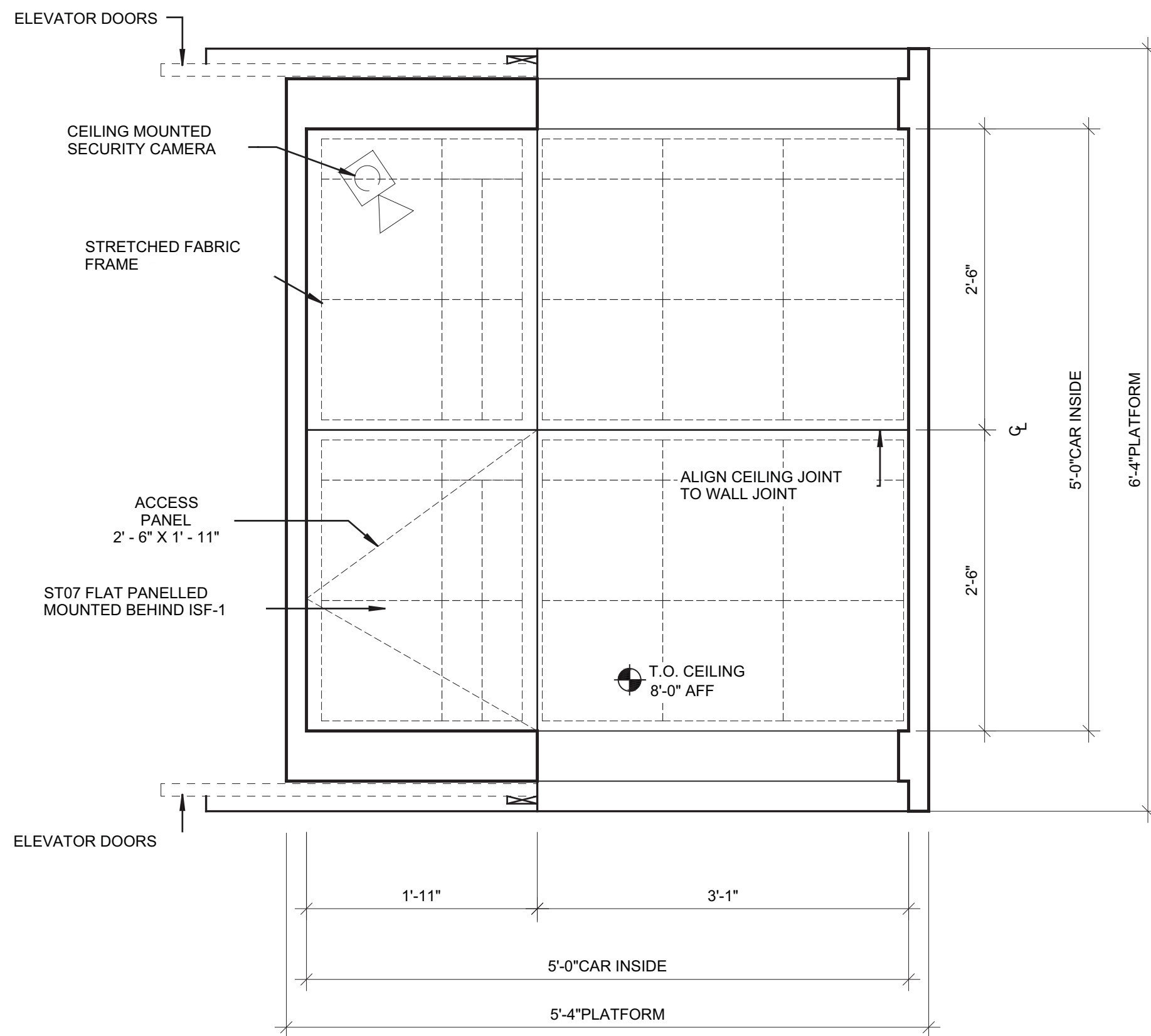
5 TYP SIDE ELEVATION @ RETAIL PARKING  
ELEVATOR P32  
SCALE: 1" = 1'-0"



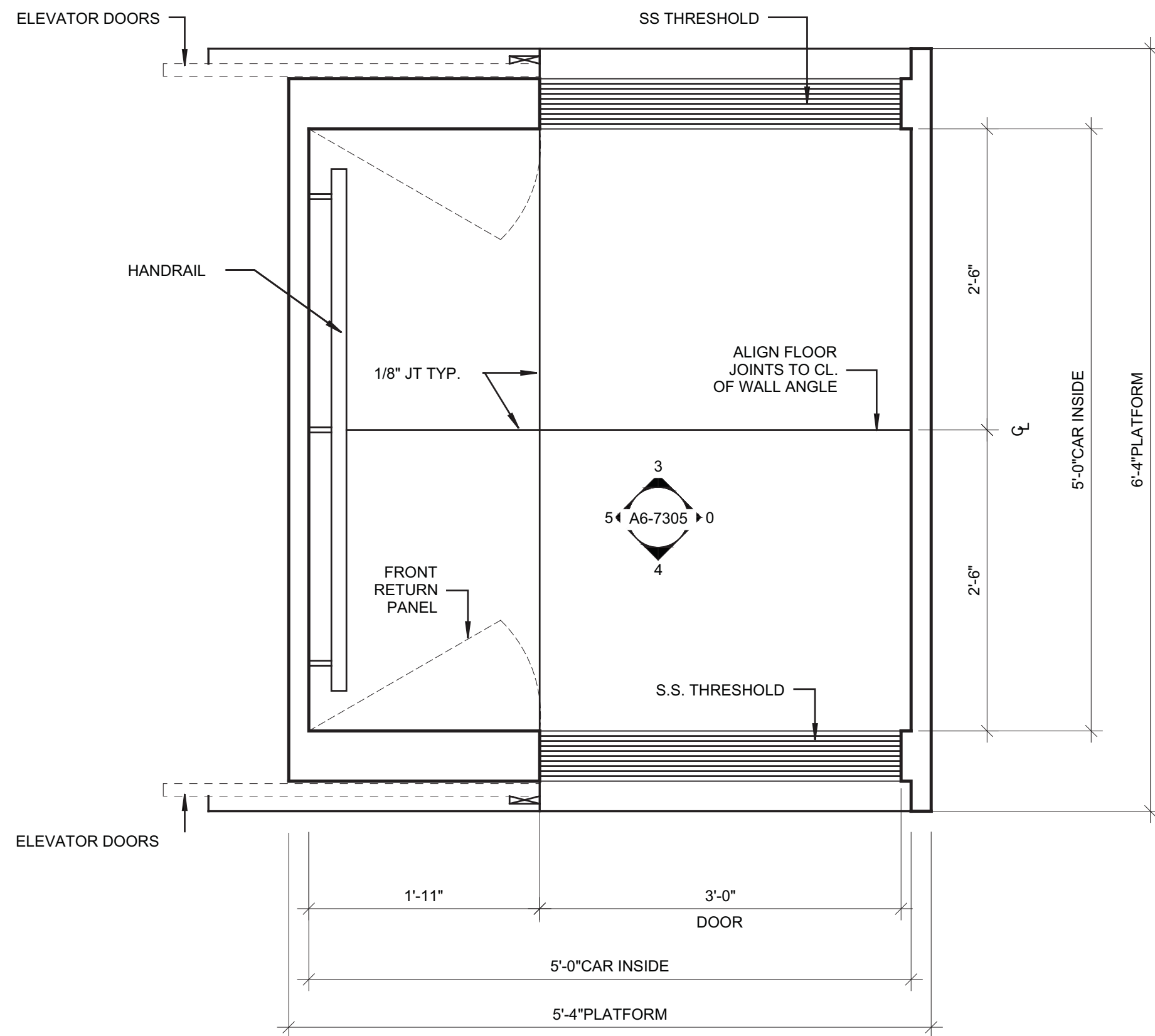
4 REAR ELEVATION @ RETAIL PARKING  
ELEVATOR P32  
SCALE: 1" = 1'-0"



3 FRONT ELEVATION @ RETAIL PARKING  
ELEVATOR P32  
SCALE: 1" = 1'-0"



2 TYP. CAB RCP @ RETAIL PARKING ELEV. P32  
SCALE: 1" = 1'-0"

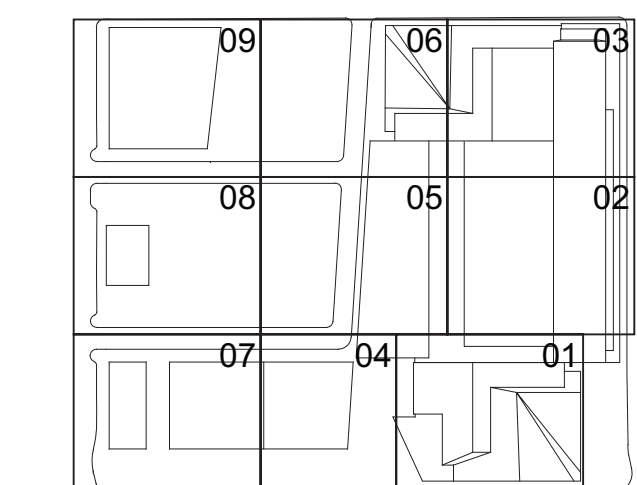


1 TYP. PLAN @ RETAIL PARKING ELEV. P32  
SCALE: 1" = 1'-0"



No.	Date	Revised By	Revised Date
1	03/22/2013		

Any Plan



Date: 03/22/2013  
Project No: 1776.10  
Drawn By: [Signature]  
Sheet Number: [Signature]  
Drawing Title: HYE-TC-A6-7305

ELEVATOR CAB PLANS,  
ELEVATIONS & RCPS  
(P32)

Project Name:

A6-7305

Architect/Design Number:

A-613.00

SHEET 232 OF 239

© 2013 KOHN PEDERSEN FOX ASSOCIATES P.C. All rights reserved.



HUDSON YARDS -  
TOWER C

Address  
501 WEST 30TH STREET  
NEW YORK, NY



Client  
Related Companies  
60 Columbus Circle  
New York, NY 10023  
Tel: 212.801.1000 Fax: 212.801.1048

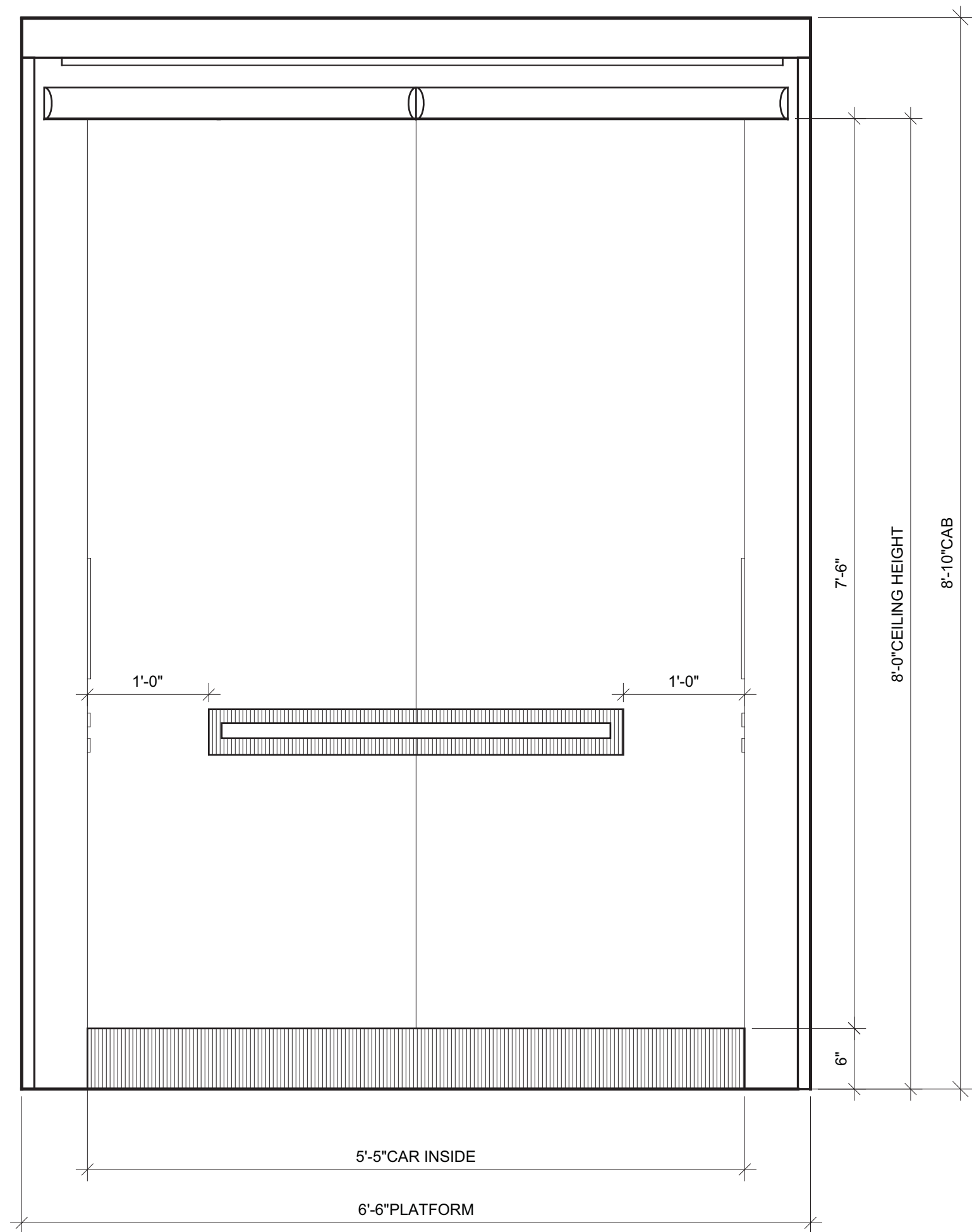
Oxford Properties Group  
320 Park Avenue, 17th Floor  
New York, NY 10022  
Tel: 212.866.7514 Fax: 212.986.7510

Construction Manager  
Tishman Construction Corporation  
100 Park Avenue, 5th Floor  
New York, NY 10017  
Tel: 212.708.5600

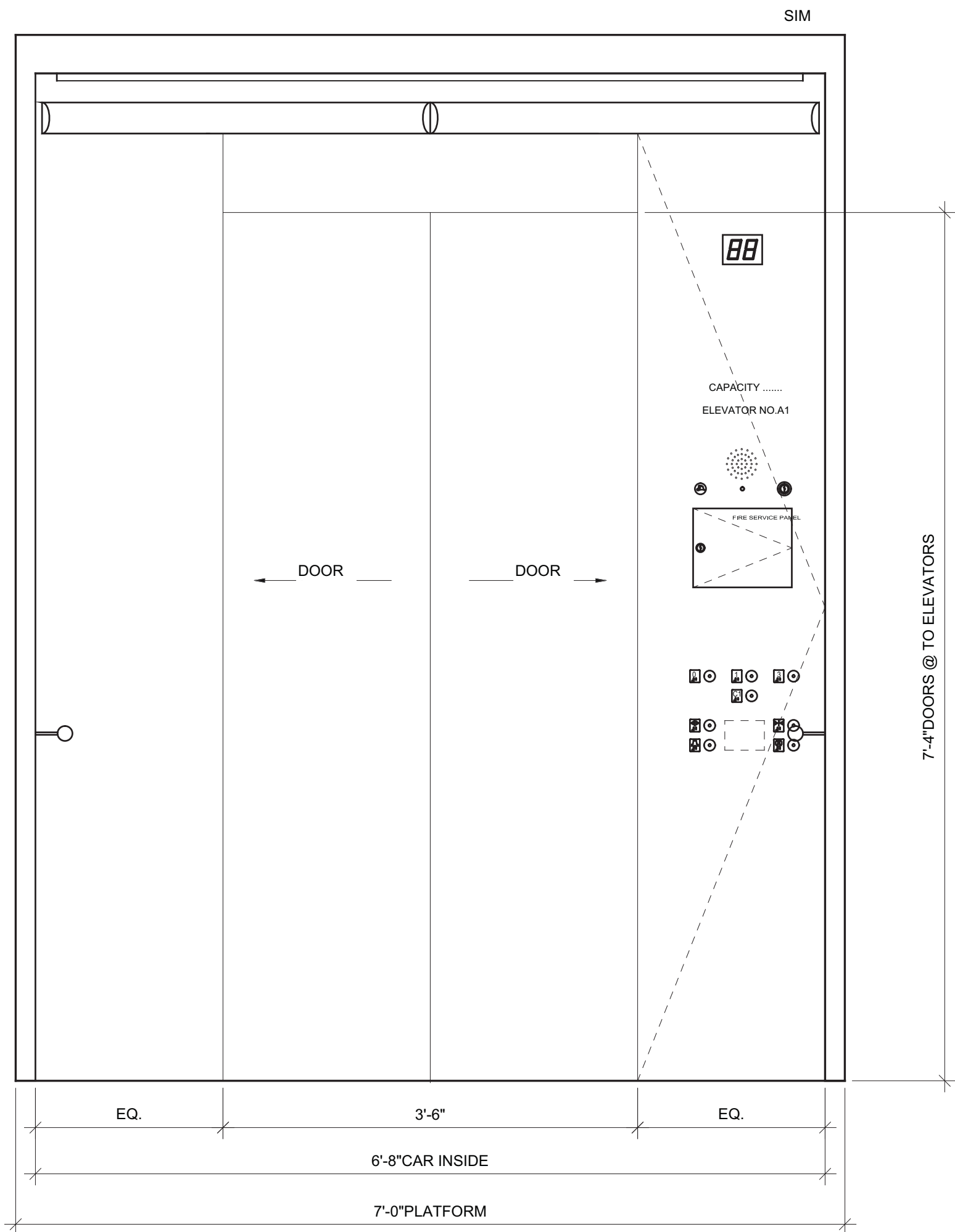
Architect  
Kohn Pedersen Fox Associates PC  
Architects & Planning Consultants  
11 West 42nd Street  
New York, NY 10036  
Tel: 212.977.6500 Fax: 212.956.2526

Structural Engineer  
Thornton Tomasetti, Inc.  
51 Madison Avenue  
New York, NY 10010  
Tel: 917.661.7800 Fax: 917.661.7801

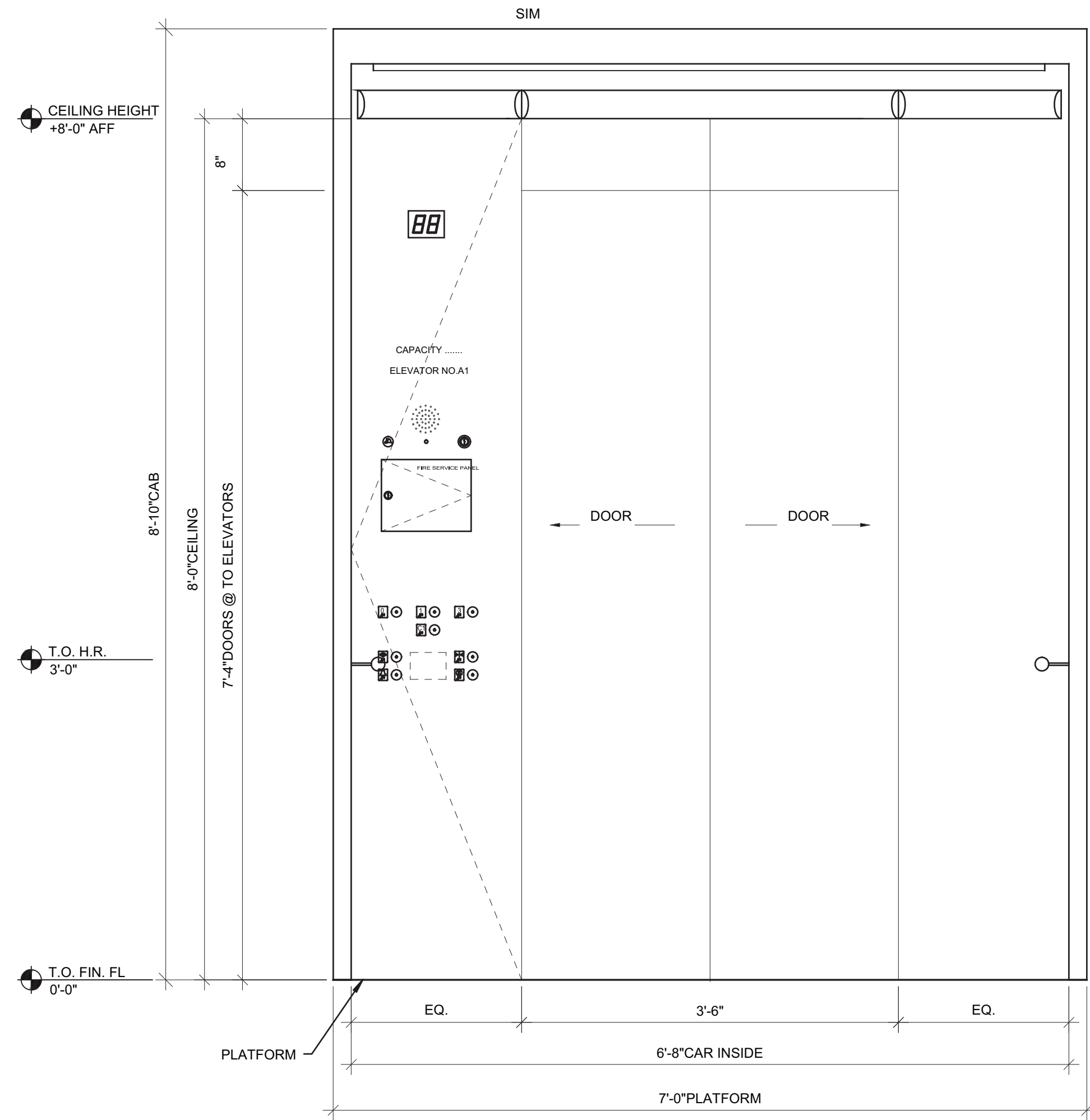
Mechanical, Electrical, Plumbing, Fire Protection  
Jaros Baum & Bolles Consulting Engineers  
80 Pine Street  
New York, NY 10013  
Tel: 212.530.9300 Fax: 212.269.5894



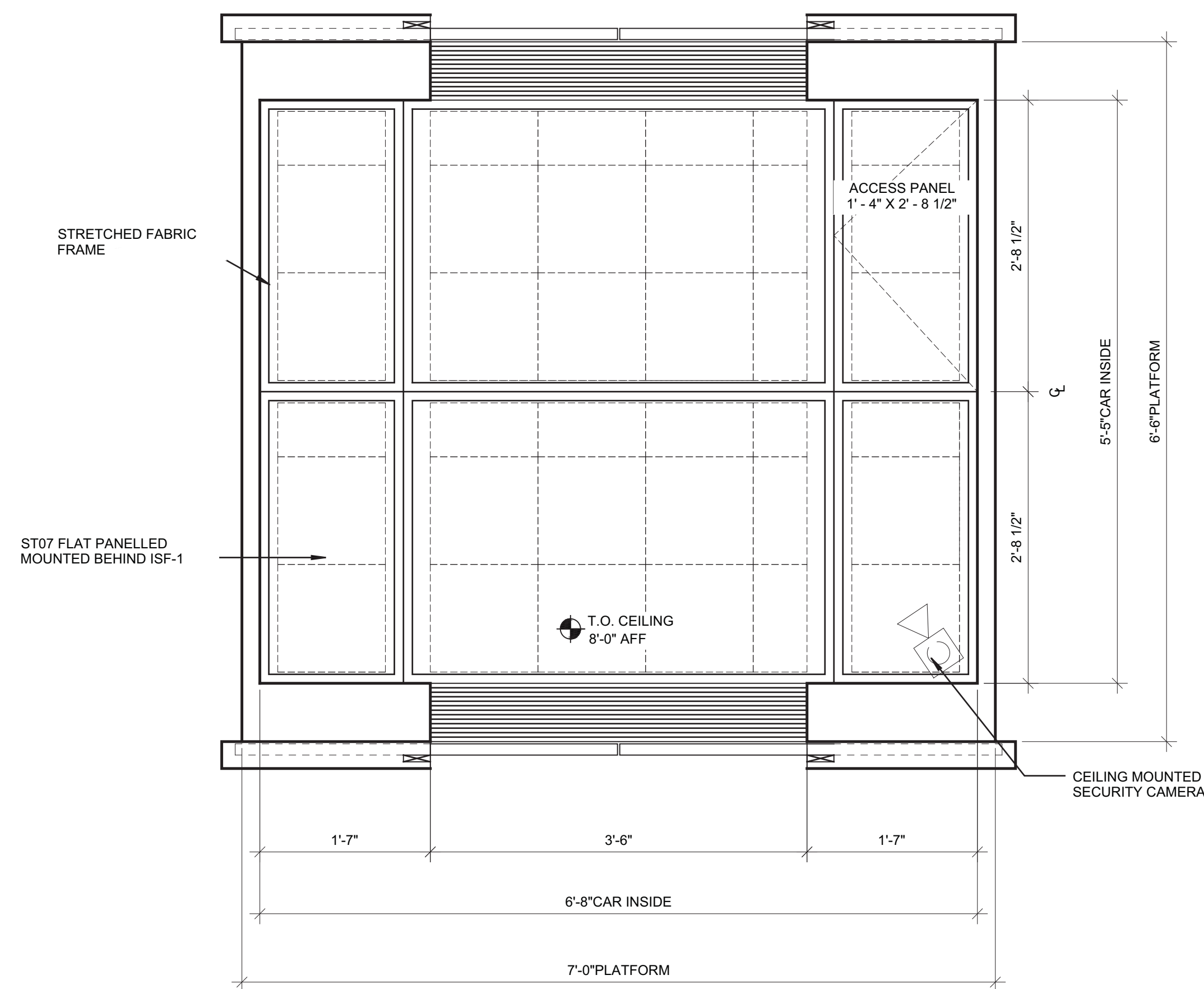
5 SIDE ELEVATION @ PARKING ELEVATOR P33  
SCALE: 1" = 1'-0"



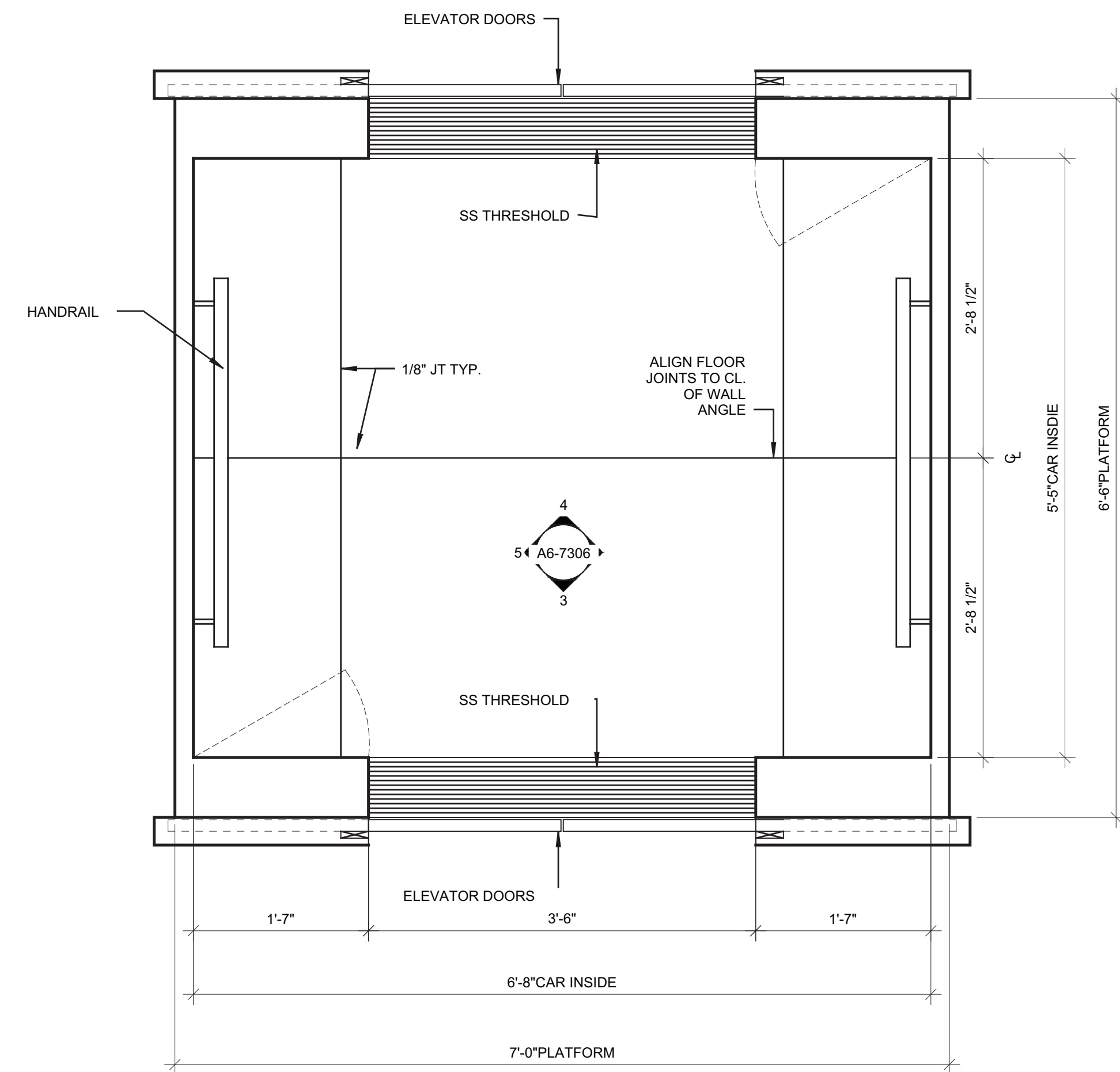
4 FRONT ELEVATION @ PARKING ELEVATOR P33  
SCALE: 1" = 1'-0"



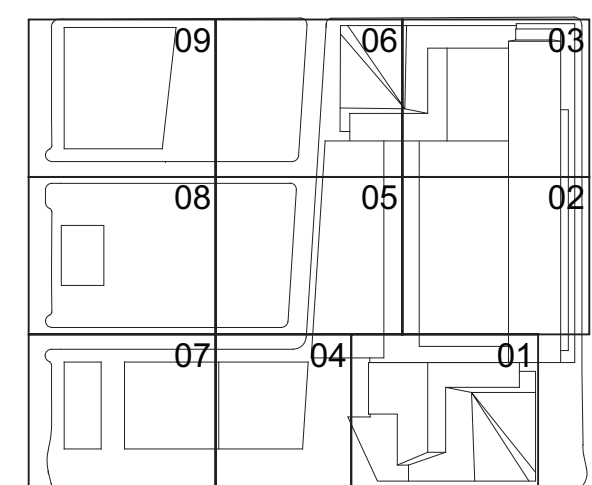
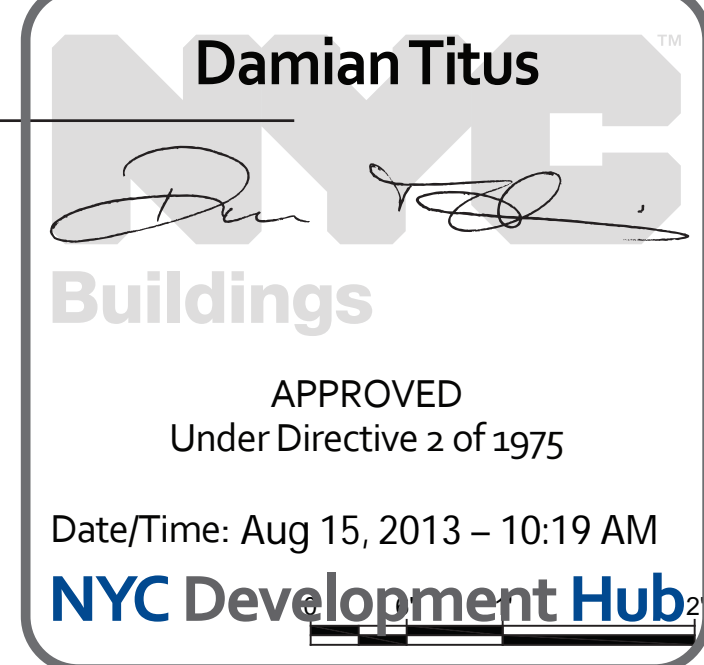
3 REAR ELEVATION @ PARKING ELEVATOR P33  
SCALE: 1" = 1'-0"



2 CAB RCP @ PARKING ELEVATOR P33  
SCALE: 1" = 1'-0"



1 PLAN @ PARKING ELEVATOR P33  
SCALE: 1" = 1'-0"



Date: 03/22/2013  
Project No: 1776.10  
Drawn By: [Signature]  
Sheet Number: [Signature]  
Drawing Title: HYE-TC-A6-7306

ELEVATOR CAB PLANS,  
ELEVATIONS & RCPS  
(P33)

Project Number:  
A6-7306

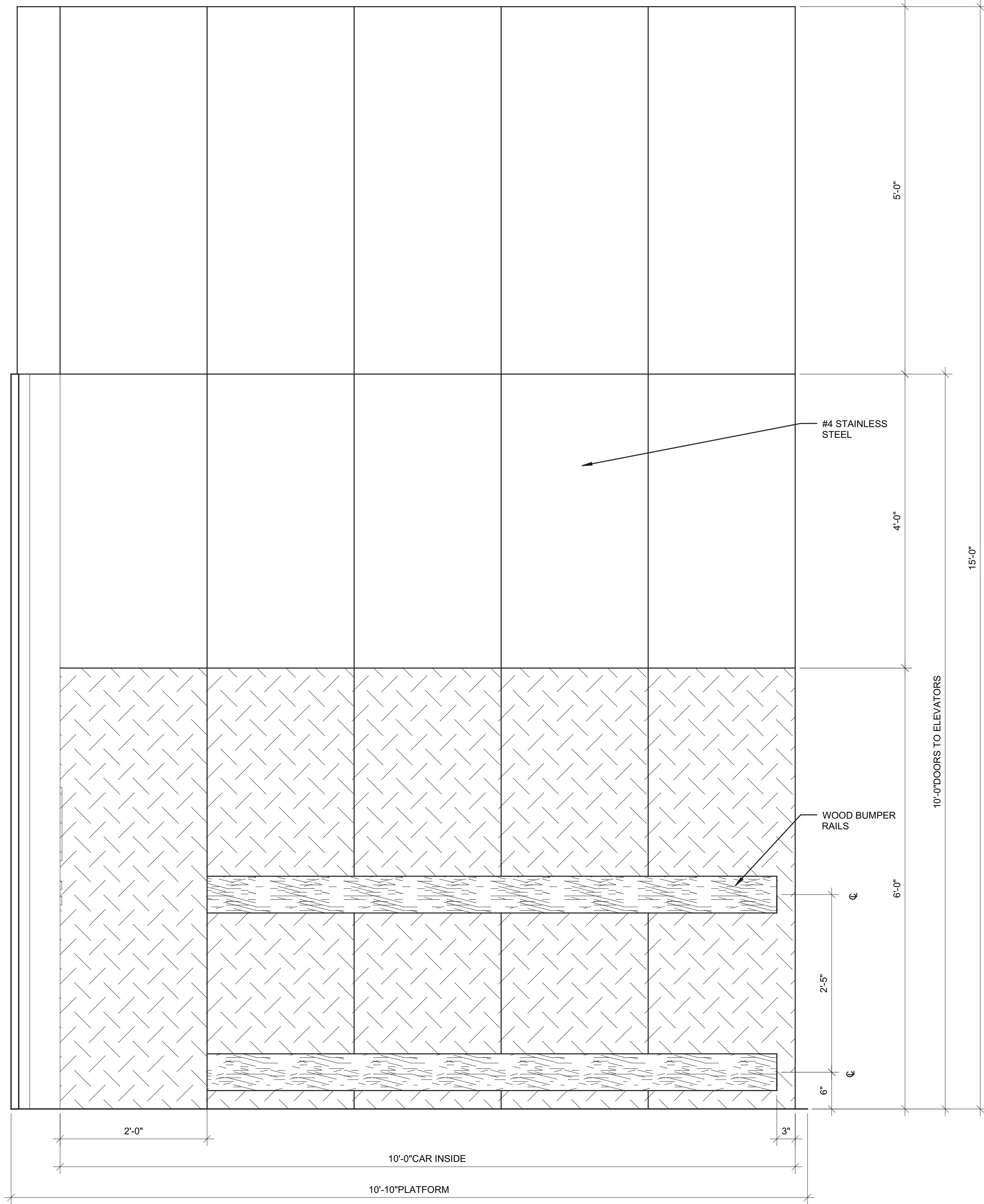
NYC Development Hub

A-614.00

SHEET 233 OF 239

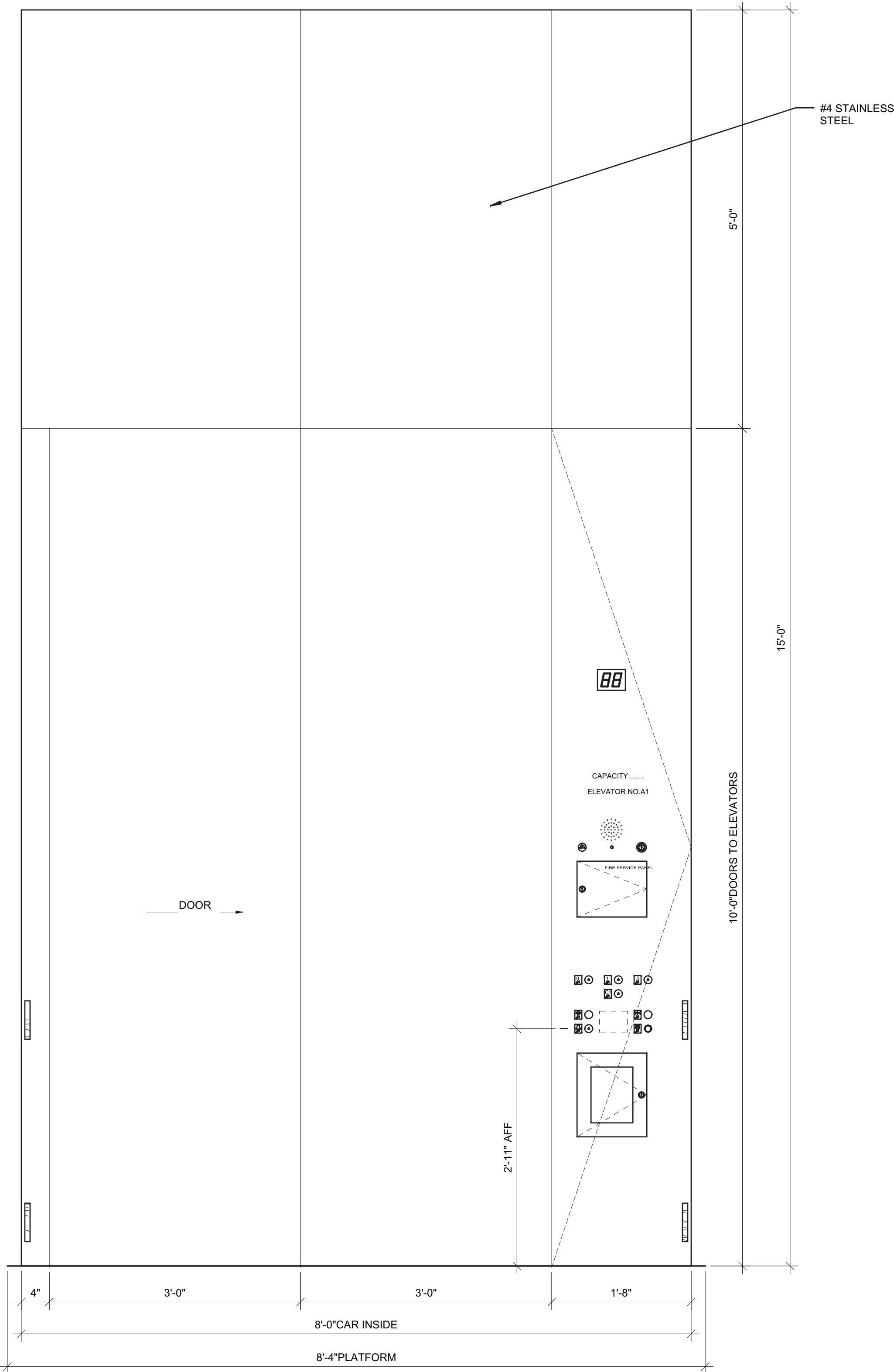


Filename: P:\Projects\1776\_WestSideKensalDrawings\CAD\Sheet\TC06\_Permi\_ServSales\WETC-A6-7307.dwg Plotted by: Matt Gregory Plot Time: 3/21/2013 4:52 PM



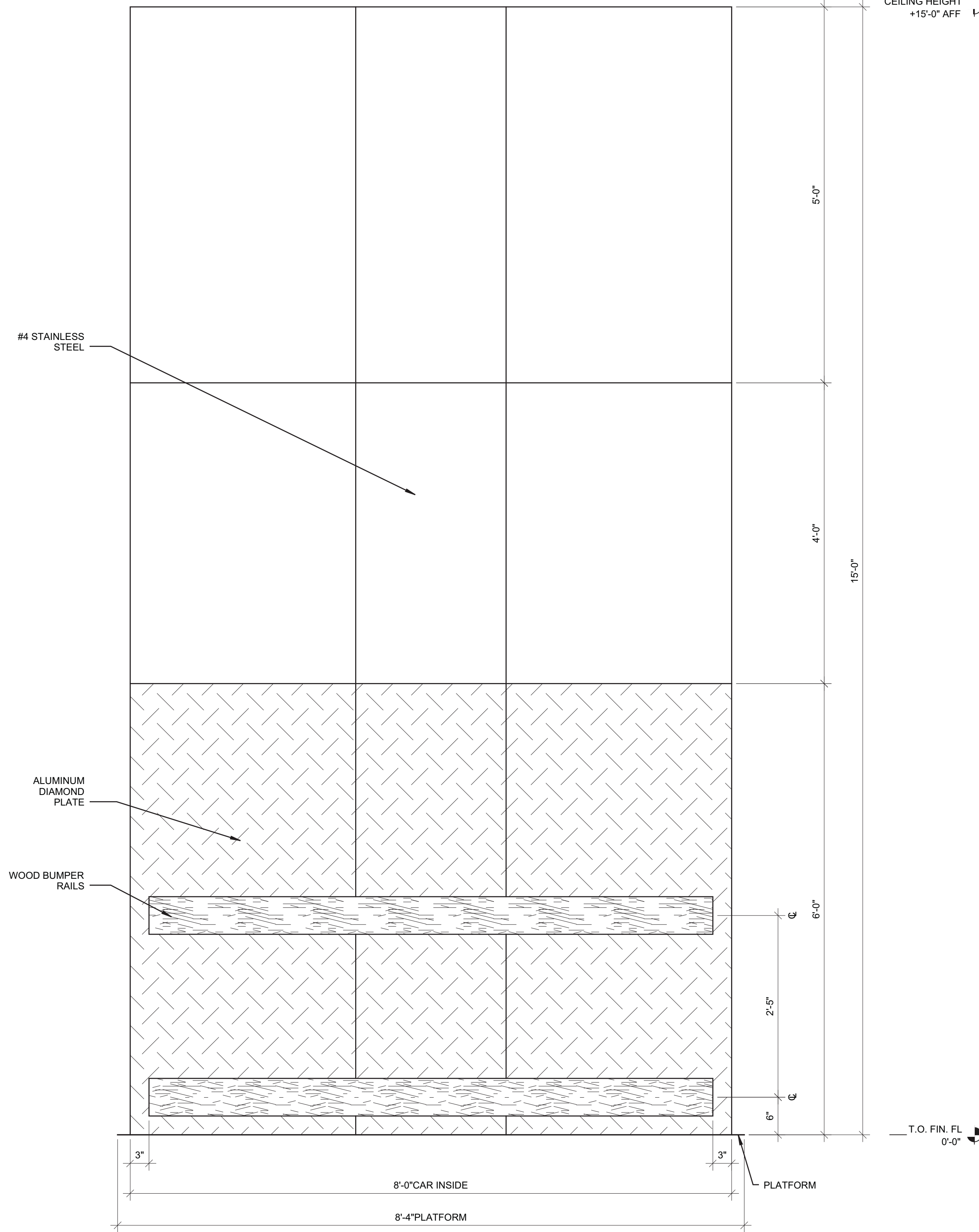
TYP SIDE ELEVATION @ SERVICE ELEVATOR S01

SCALE: 1" = 1'-0"



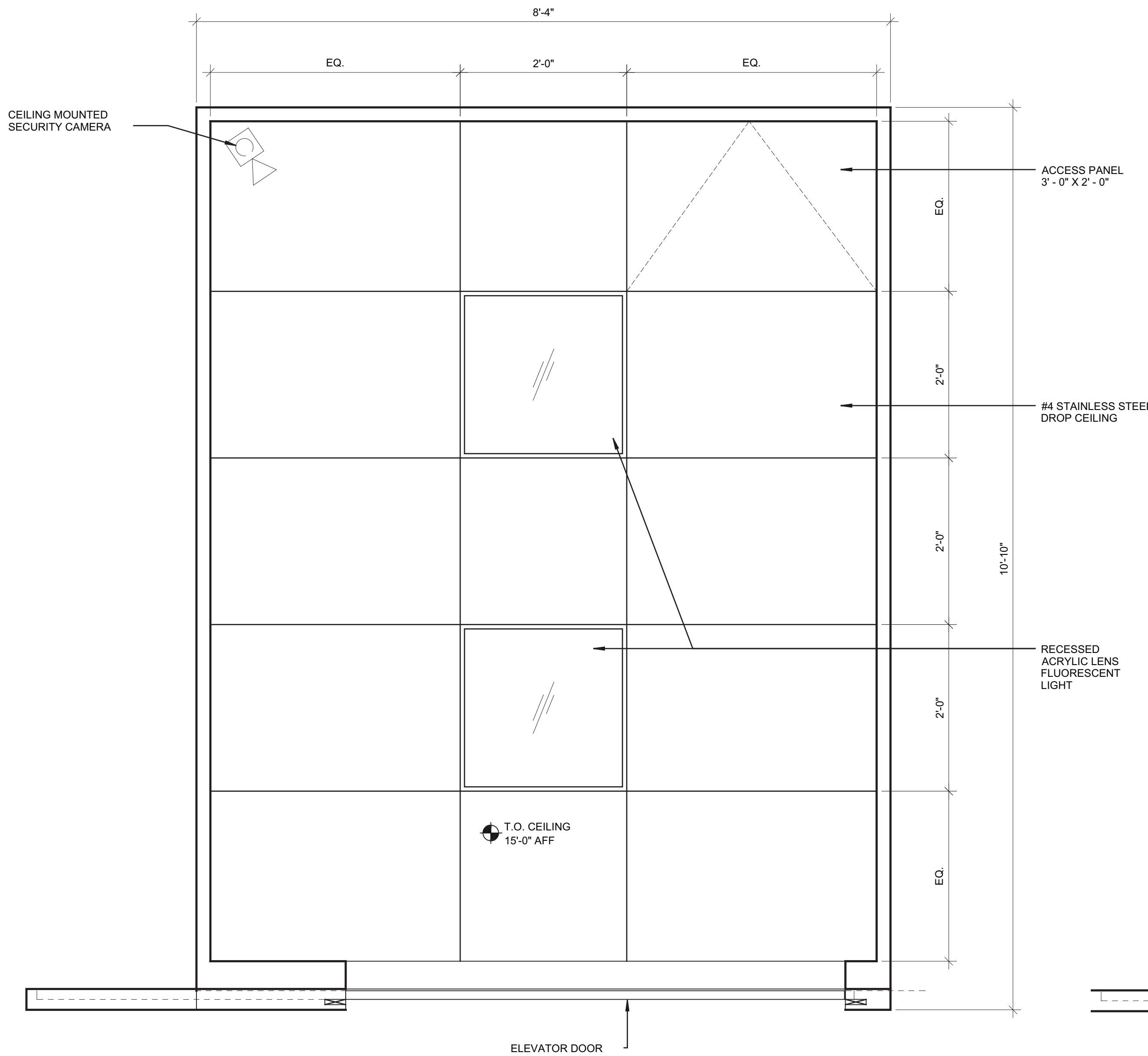
FRONT ELEVATION @ SERVICE ELEVATOR S01

SCALE: 1" = 1'-0"



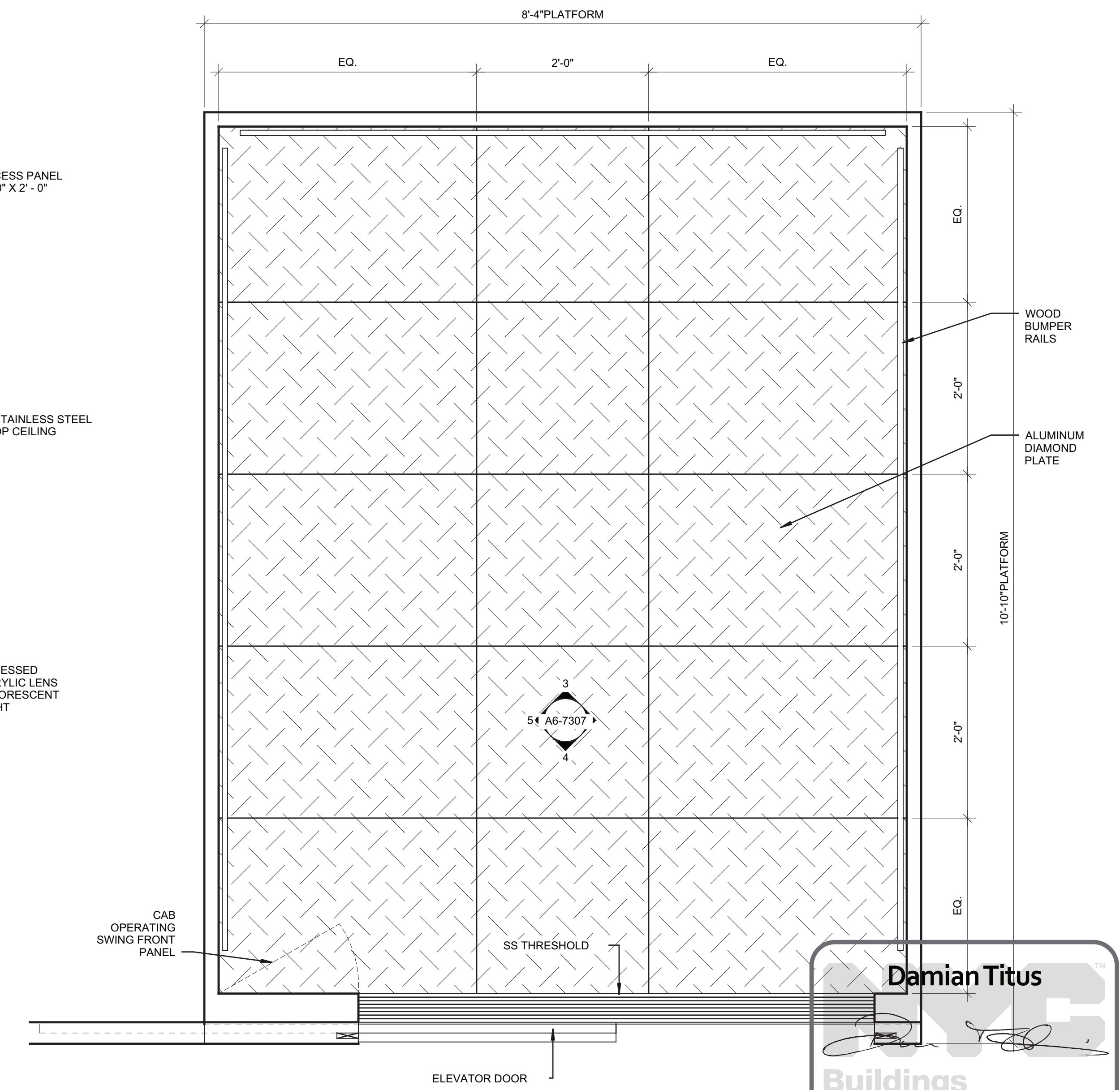
REAR ELEVATION @ SERVICE ELEVATOR S01

SCALE: 1" = 1'-0"



TYP. CAB RCP @ SERVICE ELEVATOR S01

SCALE: 1" = 1'-0"



TYP. PLAN @ SERVICE ELEVATOR S01

SCALE: 1" = 1'-0"



## HUDSON YARDS - TOWER C

Address  
501 WEST 30TH STREET  
NEW YORK, NY



Client  
Related Companies  
60 Columbus Circle  
New York, NY 10023  
Tel: 212.801.1000 Fax: 212.801.1048

Oxford Properties Group  
320 Park Avenue, 17th Floor  
New York, NY 10022  
Tel: 212.866.7514 Fax: 212.986.7510

Construction Manager  
Tishman Construction Corporation  
100 Park Avenue, 5th Floor  
New York, NY 10017  
Tel: 212.708.5600

Architect  
Kohn Pedersen Fox Associates PC  
Architects & Planning Consultants  
11 West 42nd Street  
New York, NY 10036  
Tel: 212.977.6500 Fax: 212.956.2526

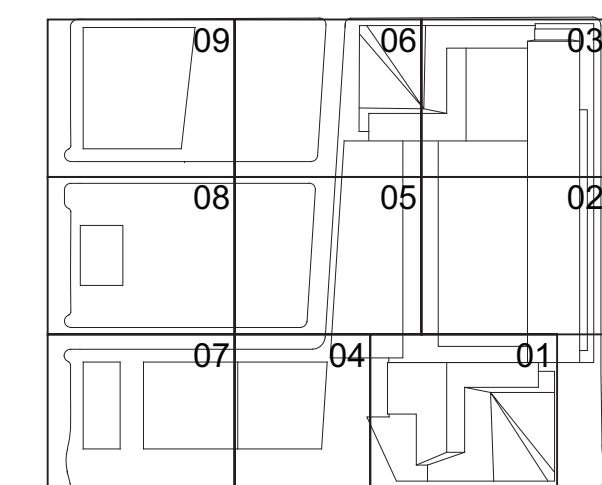
Structural Engineer  
Thornton Tomasetti, Inc.  
51 Madison Avenue  
New York, NY 10010  
Tel: 917.661.7800 Fax: 917.661.7801

Mechanical, Electrical, Plumbing, Fire Protection  
Jaros Baum & Bolles Consulting Engineers  
80 Pine Street  
New York, NY 10013  
Tel: 212.530.9300 Fax: 212.269.5894

1 D.O.B. BUILDING PERMIT FILING 03/22/2013

By: [Signature] Date: [Date]

Any Plans



Date:

03/22/2013

Project No:

1776.10

Drawn By:

Sheet Number

Project Title

HYE-TC-A6-7307

ELEVATOR CAB PLANS,  
ELEVATIONS & RCPS  
(S01)

Drawing Number:

A6-7307

Sheet Number

A-615.00

SHEET 234 OF 239



HUDSON YARDS -  
TOWER C

Address  
501 WEST 30TH STREET  
NEW YORK, NY

Client  
Related Companies  
60 Columbus Circle  
New York, NY 10023  
Tel: 212.801.1000 Fax: 212.801.1048

Oxford Properties Group  
320 Park Avenue, 17th Floor  
New York, NY 10022  
Tel: 212.866.7514 Fax: 212.986.7510

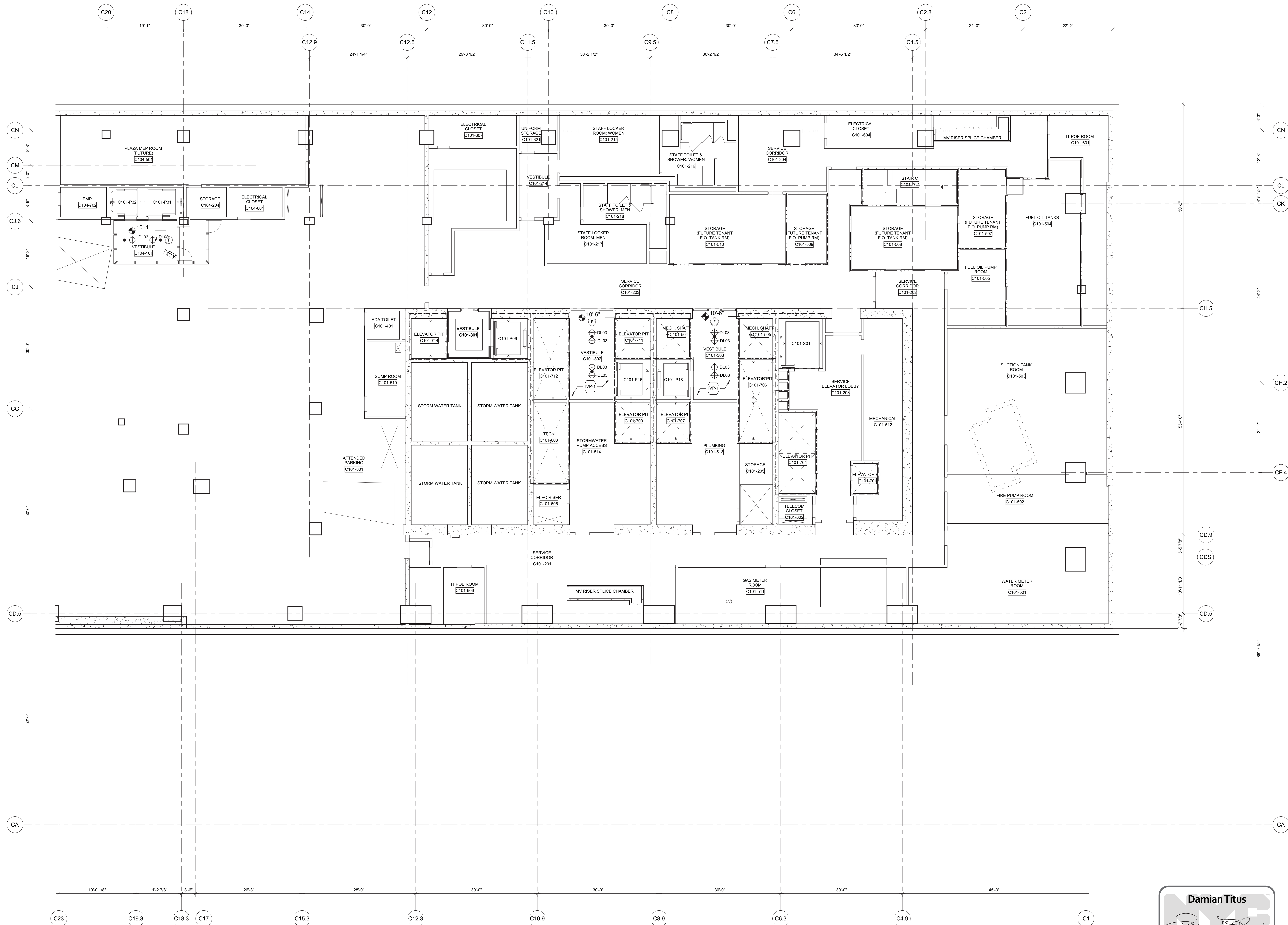
Construction Manager  
Fishman Construction Corporation  
100 Park Avenue, 5th Floor  
New York, NY 10017  
Tel: 212.708.5000

Architect  
Kohn Pedersen Fox Associates PC  
Architects & Planning Consultants  
11 West 42nd Street  
New York, NY 10036  
Tel: 212.977.6500 Fax: 212.956.2526

Structural Engineer  
Thornton Tomasetti, Inc.  
51 Madison Avenue  
New York, NY 10010  
Tel: 917.661.7800 Fax: 917.661.7801

Mechanical, Electrical, Plumbing, Fire Protection  
Jaros Baum & Bolles Consulting Engineers  
80 Pine Street  
New York, NY 10013  
Tel: 212.530.9300 Fax: 212.269.5894

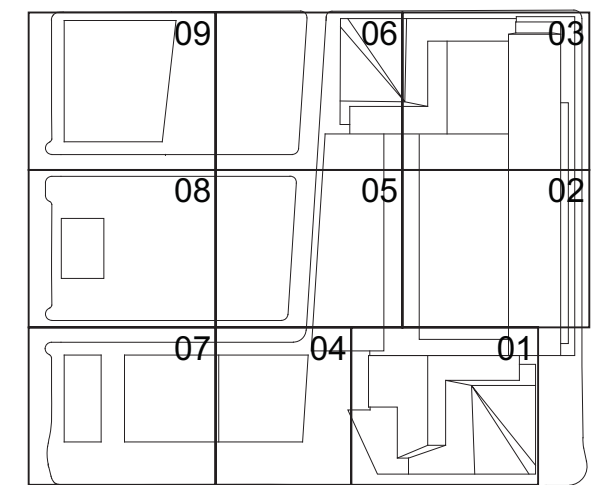
SYMBOL KEY
1-HOUR RATED WALL
2-HOUR RATED WALL
3-HOUR RATED WALL



1 Floor C1 - CELLAR  
SCALE: 1/8"=1'-0"

**Damian Titus**  
  
**Buildings**

APPROVED  
Under Directive 2 of 1975  
Date/Time: Aug 15, 2013 - 10:19 AM  
**NYC Development Hub**



Date:  
03/22/2013  
Project No.:  
1776.10  
Sheet No.:  
Sheet Number:  
Drawing Title:

**HYE-TC-A7-C101**

REFLECTED CEILING PLAN  
CELLAR  
SECTOR 01

Project Name:  
**A7-C101**  
Architect/Design/Owner:  
**A-700.00**



HUDSON YARDS -  
TOWER C

Address  
501 WEST 30TH STREET  
NEW YORK, NY



Client  
Related Companies  
60 Columbus Circle  
New York, NY 10023  
Tel: 212.801.1000 Fax: 212.801.1048

Oxford Properties Group  
320 Park Avenue, 17th Floor  
New York, NY 10022  
Tel: 212.866.7514 Fax: 212.866.7510

Construction Manager  
Fishman Construction Corporation  
100 Park Avenue, 5th Floor  
New York, NY 10017  
Tel: 212.977.6500 Fax: 212.956.2526

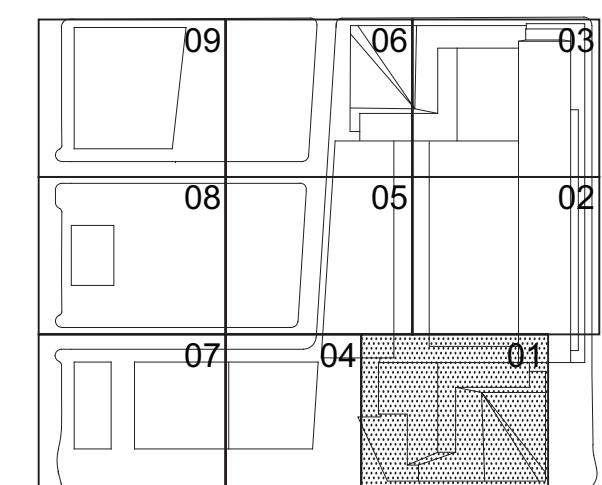
Architect  
Kohn Pedersen Fox Associates PC  
Architects & Planning Consultants  
11 West 42nd Street  
New York, NY 10036  
Tel: 212.977.6500 Fax: 917.661.7801

Structural Engineer  
Thornton Tomasetti, Inc.  
51 Madison Avenue  
New York, NY 10010  
Tel: 917.661.7800 Fax: 212.269.5894

Mechanical, Electrical, Plumbing, Fire Protection  
Jaros Baum & Bolles Consulting Engineers  
80 Pine Street  
New York, NY 10013  
Tel: 212.530.9300 Fax: 212.269.5894

1 D.O.B. BUILDING PERMIT FILING 03/22/2013  
Date Issue Date

Any Plans



Date:

03/22/2013

Project No.:

1776.10

Sheet No.:

HYE-TC-A7-0001

Drawing Title:

REFLECTED CEILING PLAN

GROUND FLOOR

SECTOR 01

Drawing Number:

A7-0001

Architect/Engineer/Designer:

A-701.00

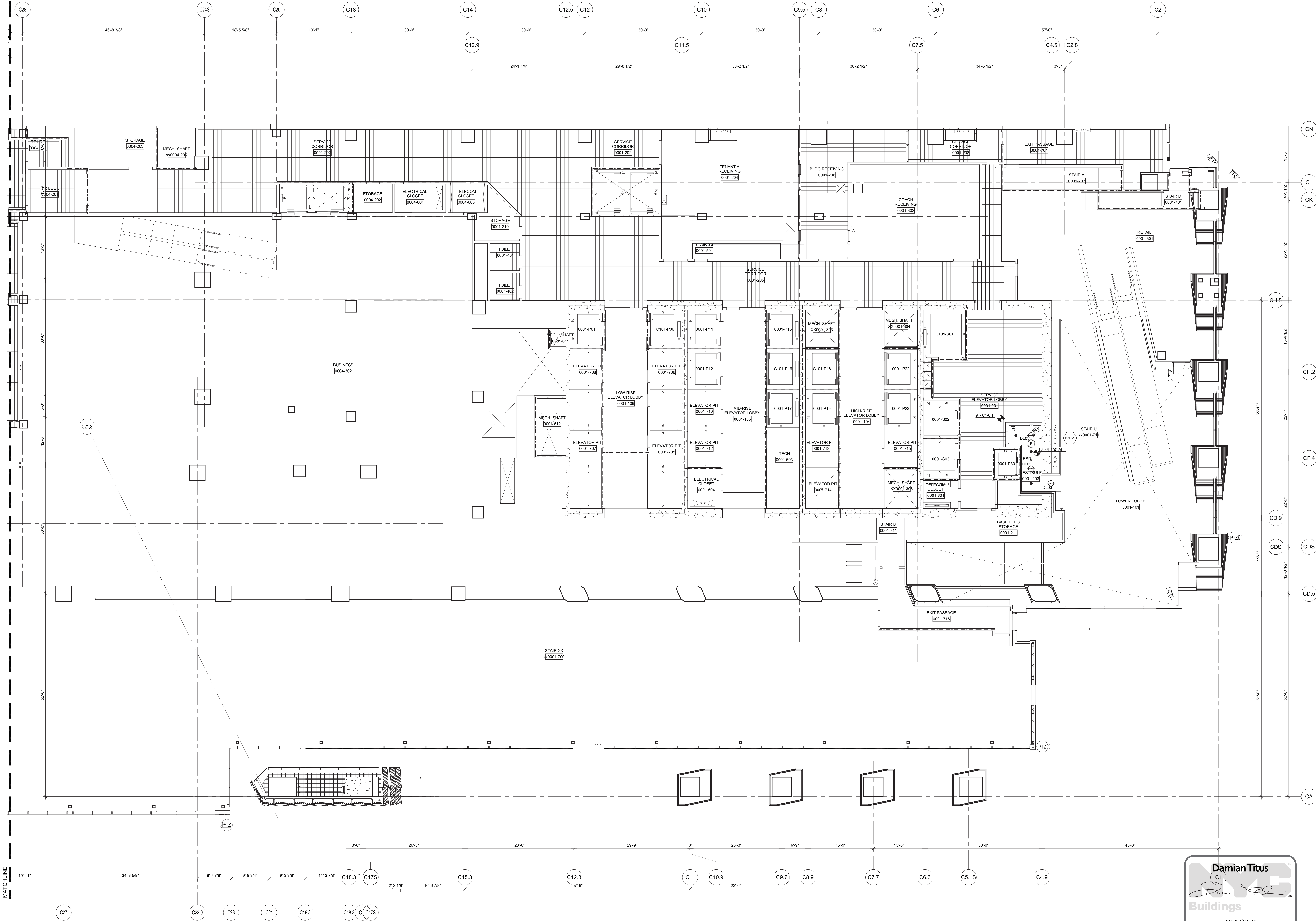
Sheet Number:

236 OF 239

Copyright:

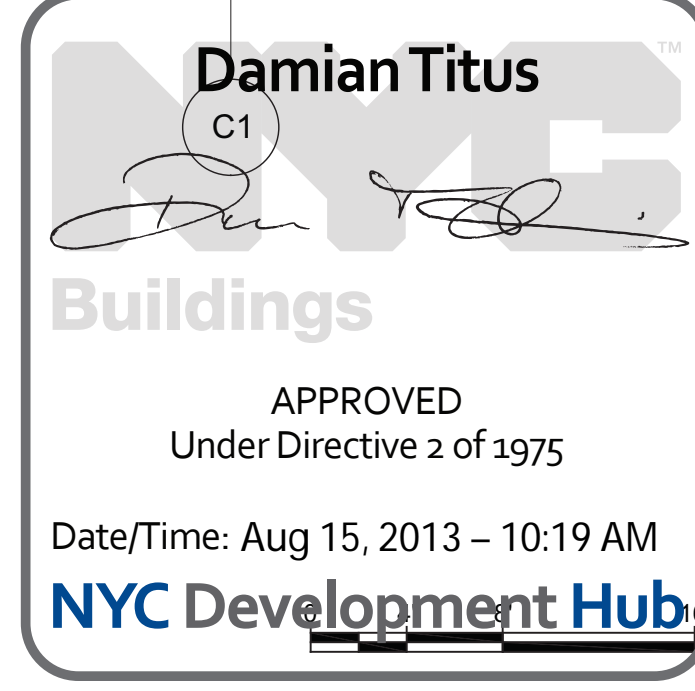
© 2013 KOHN PEDERSEN FOX ASSOCIATES P.C. All rights reserved.

MATCHLINE



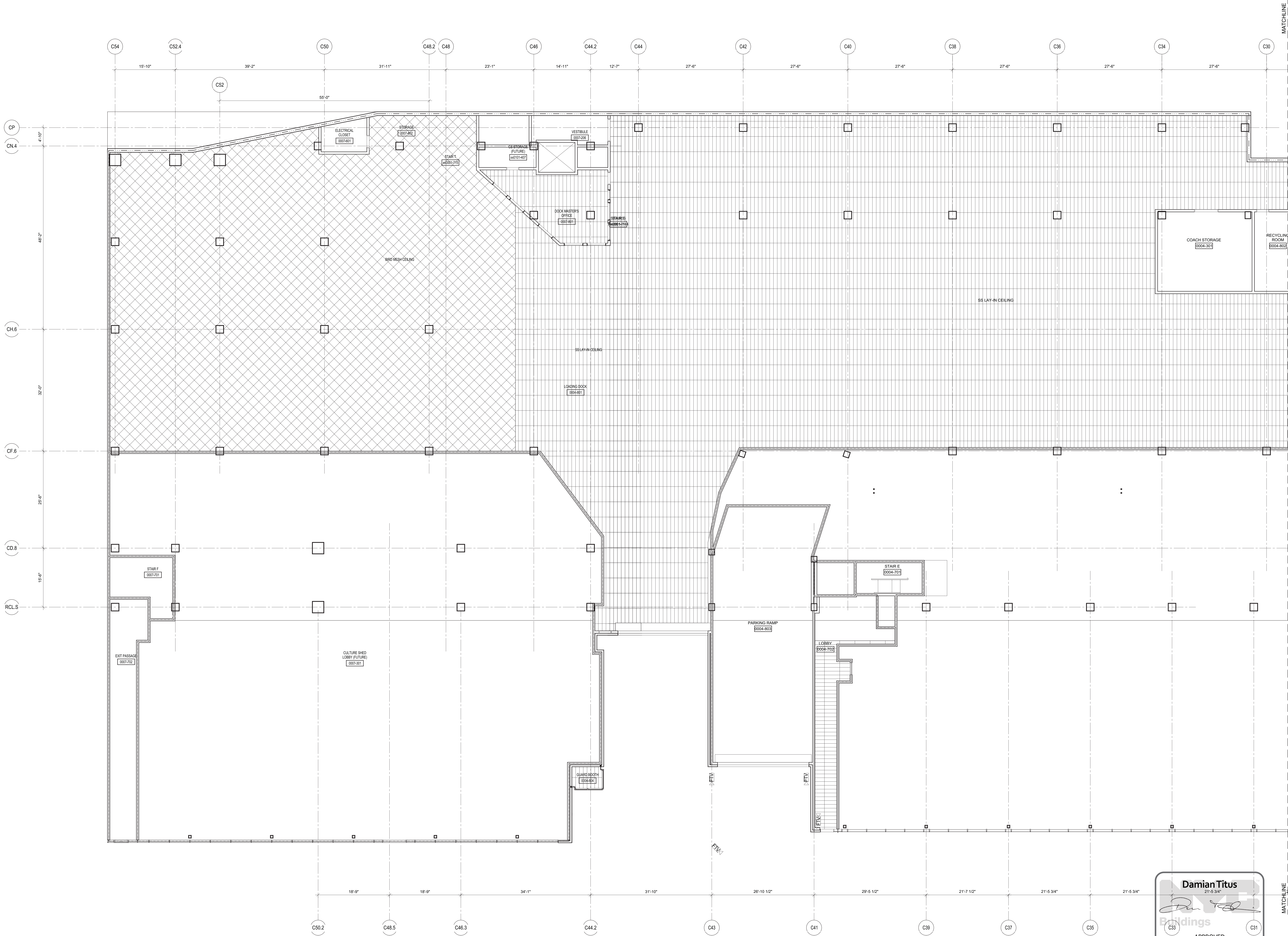
MATCHLINE

1 Ground Floor  
SCALE: 1/8"=1'-0"





F:\Users\p.j.pope\p1776\_Visual\Drawings\CAD\Sheet\TC04\_Permi\_Serv\Sheet\HETE-A7-0004.dwg Plotted by: Matt Gregory Plot Time: 3/2/2013 4:52 PM



HUDSON YARDS -  
TOWER C

Address  
501 WEST 30TH STREET  
NEW YORK, NY



Client  
Related Companies  
60 Columbus Circle  
New York, NY 10023  
Tel: 212.801.1000 Fax: 212.801.1048

Oxford Properties Group  
320 Park Avenue, 17th Floor  
New York, NY 10022  
Tel: 212.986.7514 Fax: 212.986.7510

Construction Manager  
Tishman Construction Corporation  
100 Park Avenue, 5th Floor  
New York, NY 10017  
Tel: 212.708.5000

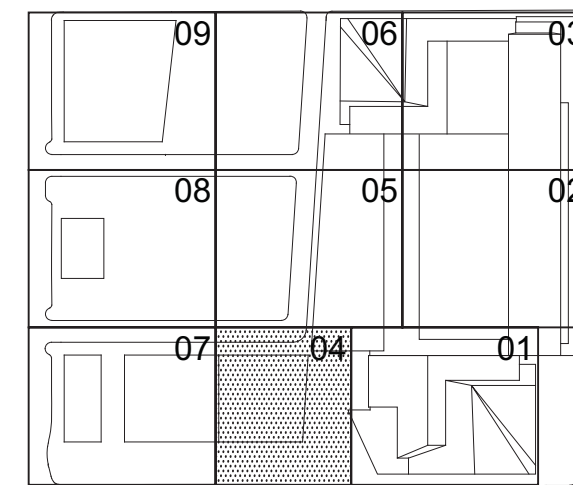
Architect  
Kohn Pedersen Fox Associates PC  
Architects & Planning Consultants  
11 West 42nd Street  
New York, NY 10036  
Tel: 212.977.6500 Fax: 212.956.2526

Structural Engineer  
Thornton Tomasetti, Inc.  
51 Madison Avenue  
New York, NY 10010  
Tel: 917.661.7800 Fax: 917.661.7801

Mechanical, Electrical, Plumbing, Fire Protection  
Jaros Baum & Bolles Consulting Engineers  
80 Pine Street  
New York, NY 10013  
Tel: 212.530.9300 Fax: 212.269.5894

1	D.O.B. BUILDING PERMIT FILING	03/22/2013
Rev	Date	Date

Key Plan



Date:  
03/22/2013  
Project No:  
1776.10  
Drawn By:  
Sheet Number

HYE-TC-A7-0004

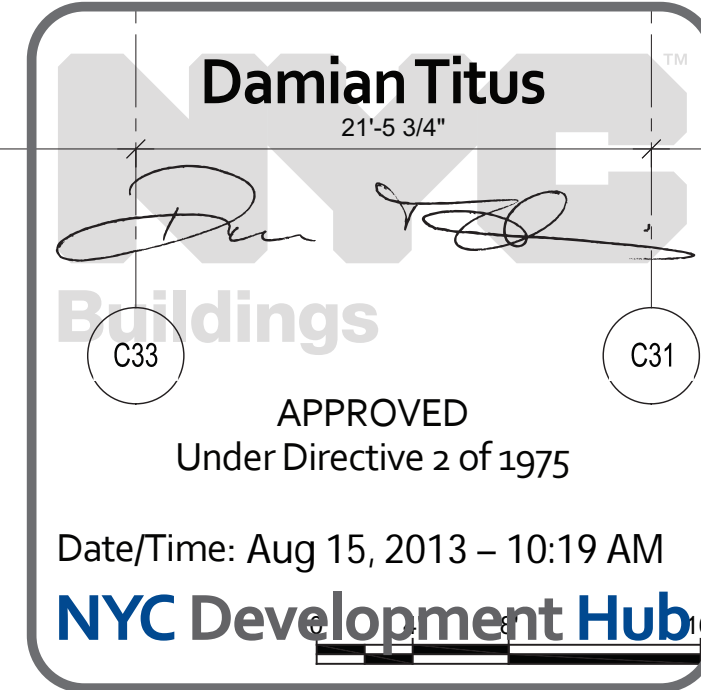
REFLECTED CEILING PLAN  
GROUND FLOOR  
SECTOR 04

Drawing Number:  
A7-0004


As Issued Drawing Number

A-702.00

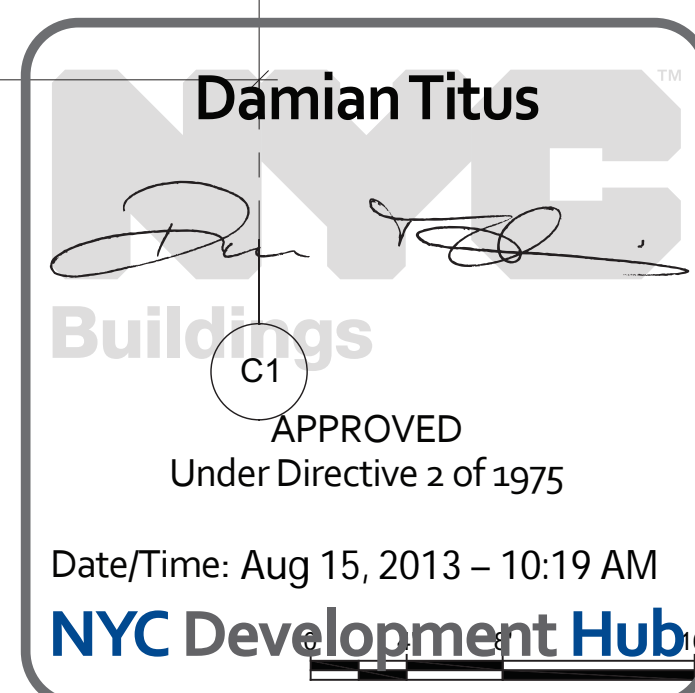
SHEET 237 OF 239







SHEET 238 OF 239



1 Floor 01 - PLAZA LOBBY  
SCALE: 1/8"=1'-0"



HUDSON YARDS -  
TOWER C

Address  
501 WEST 30TH STREET  
NEW YORK, NY

Client  
Related Companies  
60 Columbus Circle  
New York, NY 10023  
Tel: 212.801.1000 Fax: 212.801.1048

Oxford Properties Group  
320 Park Avenue, 17th Floor  
New York, NY 10022  
Tel: 212.866.7514 Fax: 212.986.7510

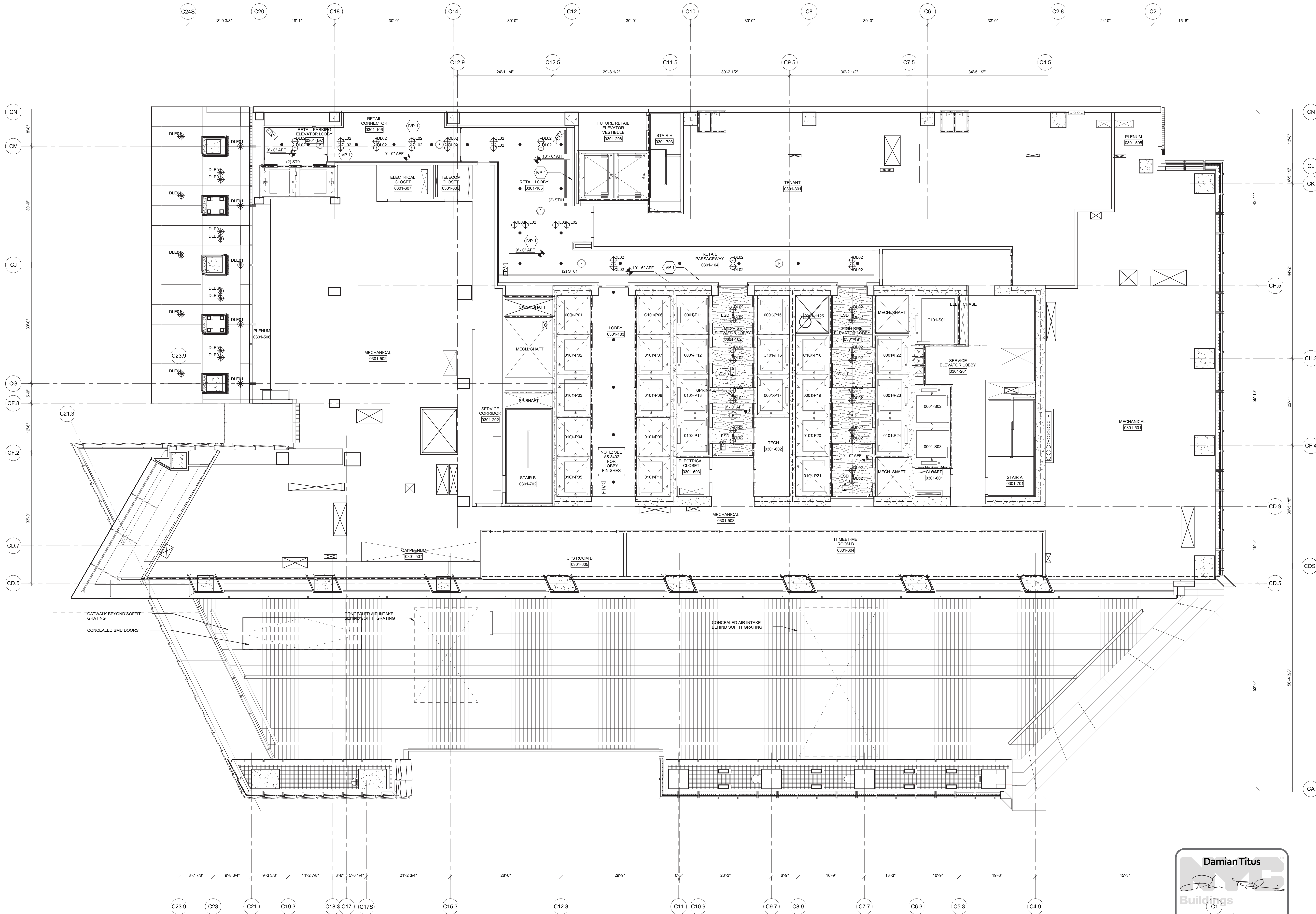
Construction Manager  
Fishman Construction Corporation  
100 Park Avenue, 5th Floor  
New York, NY 10017  
Tel: 212.708.5600

Architect  
Kohn Pedersen Fox Associates PC  
Architects & Planning Consultants  
11 West 42nd Street  
New York, NY 10036  
Tel: 212.977.6500 Fax: 212.956.2526

Structural Engineer  
Thornton Tomasetti, Inc.  
51 Madison Avenue  
New York, NY 10010  
Tel: 917.661.7800 Fax: 917.661.7801

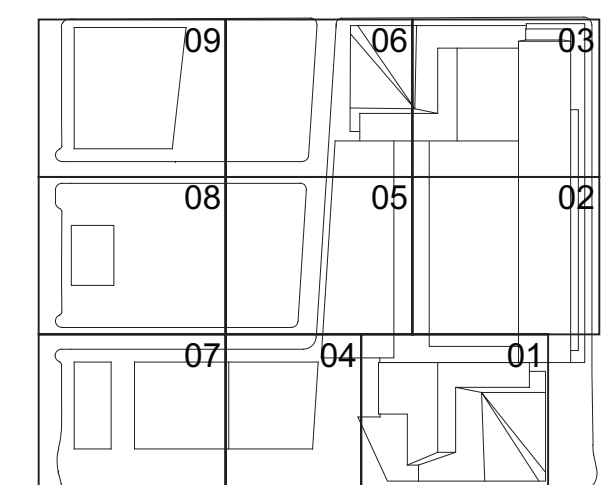
Mechanical, Electrical, Plumbing, Fire Protection  
Jaros Baum & Bolles Consulting Engineers  
80 Pine Street  
New York, NY 10013  
Tel: 212.530.9300 Fax: 212.269.5894

S	SYMBOL KEY
---	1-HOUR RATED WALL
---	2-HOUR RATED WALL
---	3-HOUR RATED WALL



1 D.O.B. BUILDING PERMIT FILING 03/22/2013  
Date Issue Date

Any Plan



Date

03/22/2013

Project No.

1776.10

Drawn By

Sheet Number

HYE-TC-A7-0301

Drawing Title

REFLECTED CEILING PLAN  
FLOOR 03  
SECTOR 01  
Drawing Number  
A7-0301  
Architect Drawing Number  
A-704.00

SHEET 239 OF 239

**Damian Titus**  
Buildings  
C1  
APPROVED  
Under Directive 2 of 1975  
Date/Time: Aug 15, 2013 - 10:19 AM  
NYC Development Hub

1 Floor 03 - Mechanical  
SCALE: 1/8"=1'-0"